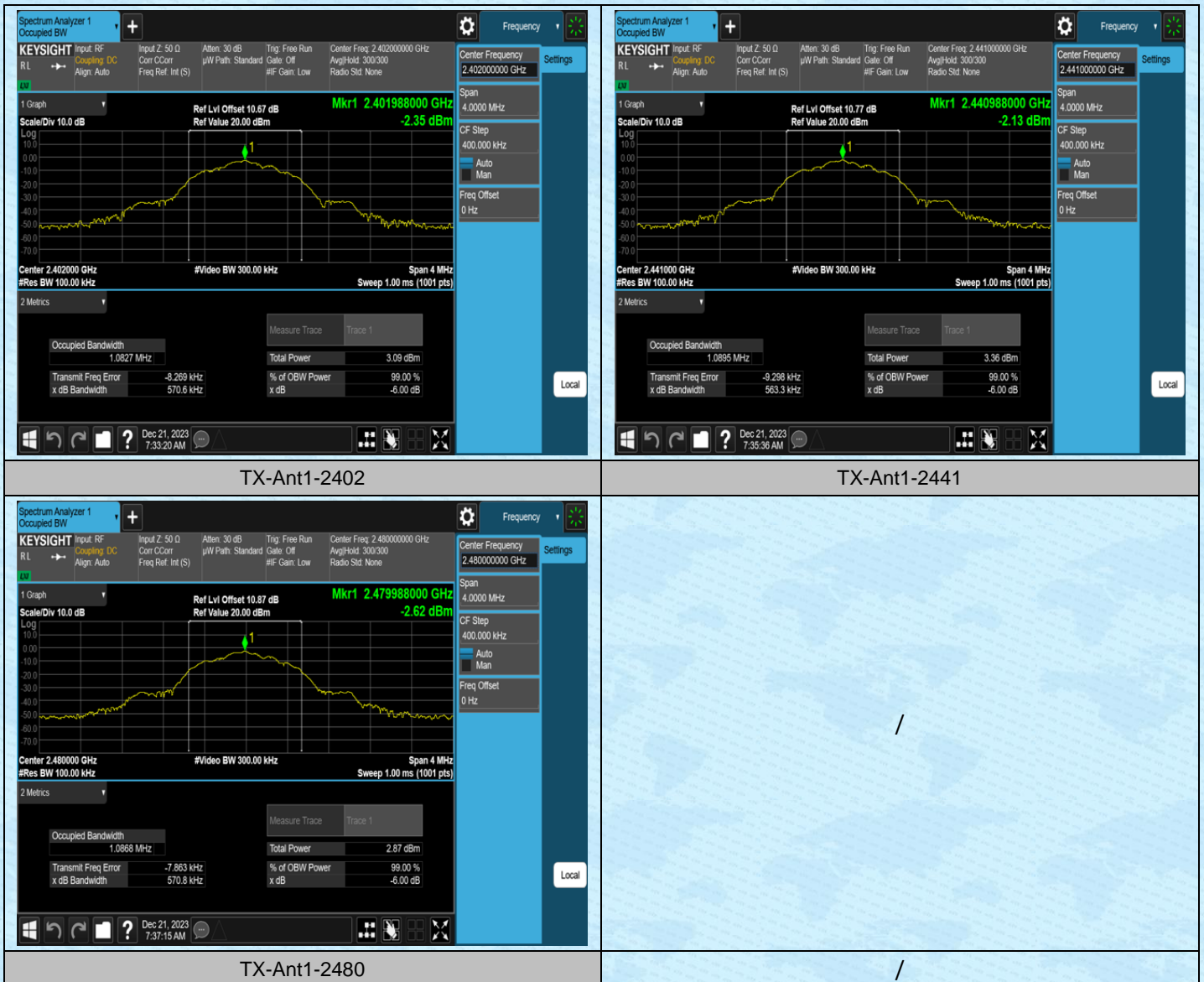


AppendixA: DTS Bandwidth

Test Result

Test Mode	Antenna	Frequency[MHz]	DTS BW [MHz]	Limit[MHz]	Verdict
TX	Ant1	2402	0.5706	0.5	PASS
TX	Ant1	2441	0.5633	0.5	PASS
TX	Ant1	2480	0.5708	0.5	PASS

Test Graphs

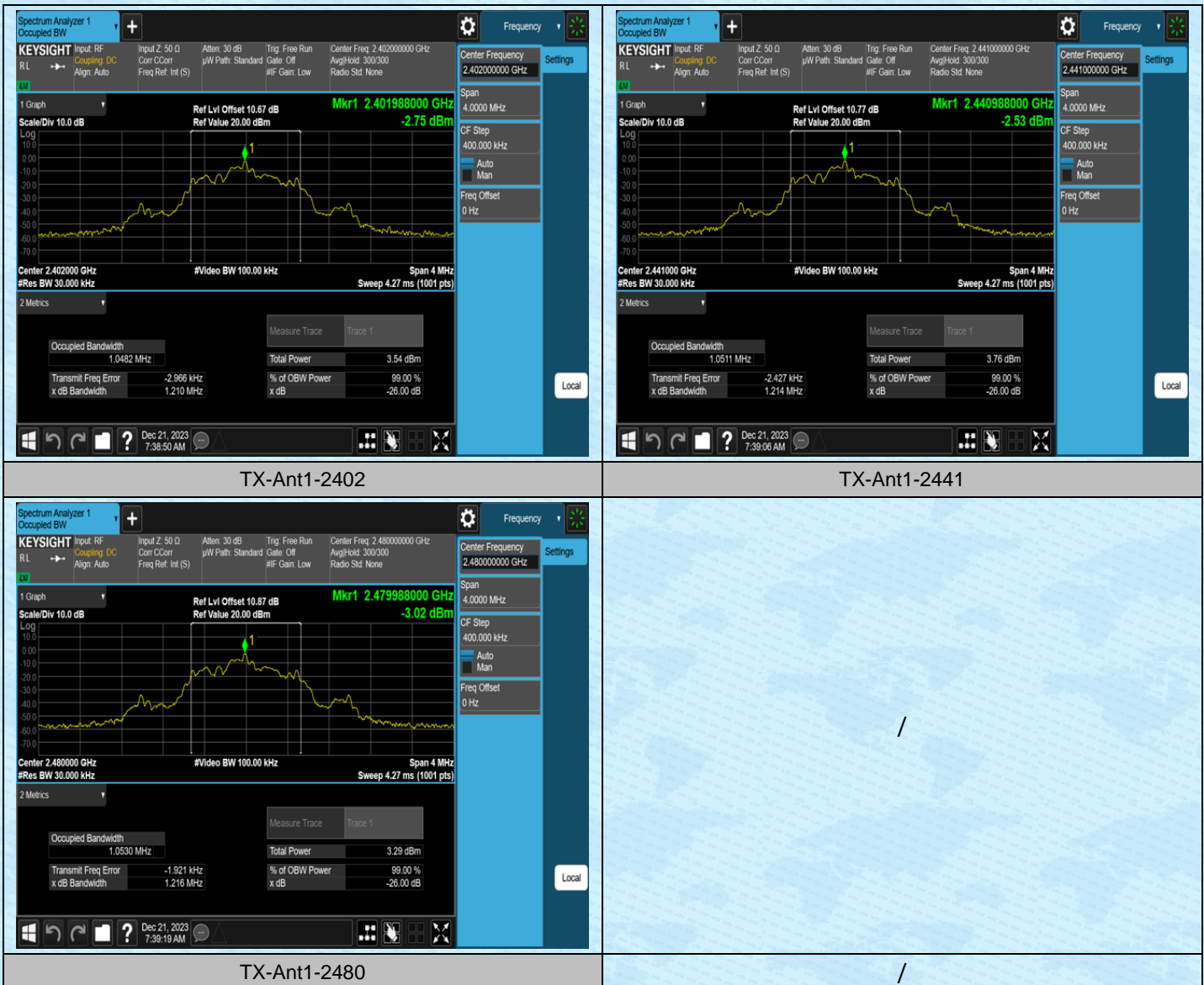


AppendixB: Occupied Channel Bandwidth

Test Result

TestMode	Antenna	Frequency[MHz]	OCB [MHz]	FL[MHz]	FH[MHz]	Limit[MHz]	Verdict
TX	Ant1	2402	1.0482	2401.4729	2402.5211	---	---
TX	Ant1	2441	1.0511	2440.4720	2441.5231	---	---
TX	Ant1	2480	1.0530	2479.4716	2480.5246	---	---

Test Graphs

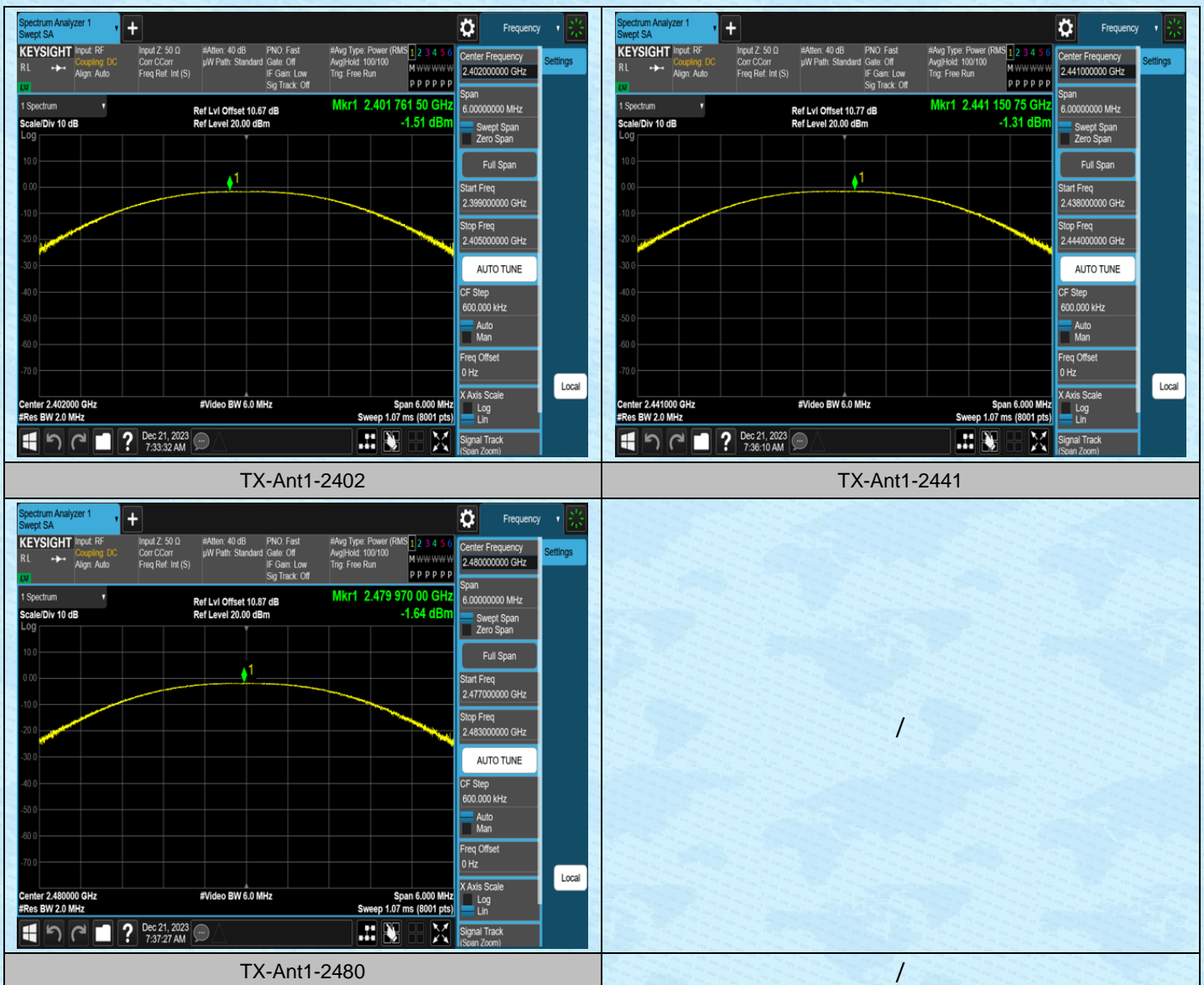


AppendixC: Maximum conducted output power

Test Result Peak

Test Mode	Antenna	Frequency[MHz]	Conducted Peak Power[dBm]	Conducted Limit[dBm]	Verdict
TX	Ant1	2402	-1.51	≤30	PASS
TX	Ant1	2441	-1.31	≤30	PASS
TX	Ant1	2480	-1.64	≤30	PASS

Test Graphs Peak

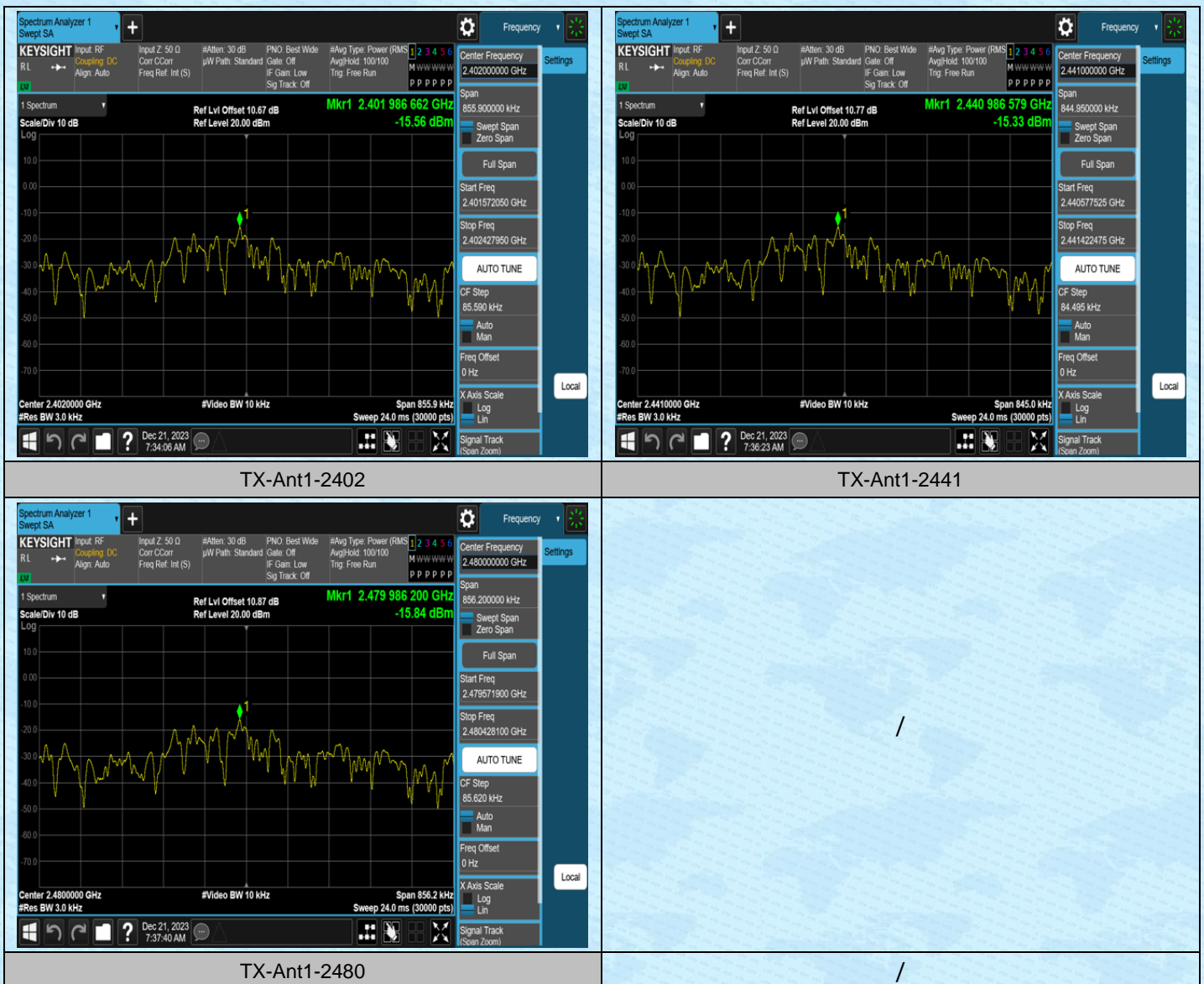


AppendixD: Maximum power spectral density

Test Result

TestMode	Antenna	Frequency[MHz]	Result[dBm/3kHz]	Limit[dBm/3kHz]	Verdict
TX	Ant1	2402	-15.56	≤8.00	PASS
TX	Ant1	2441	-15.33	≤8.00	PASS
TX	Ant1	2480	-15.84	≤8.00	PASS

Test Graphs

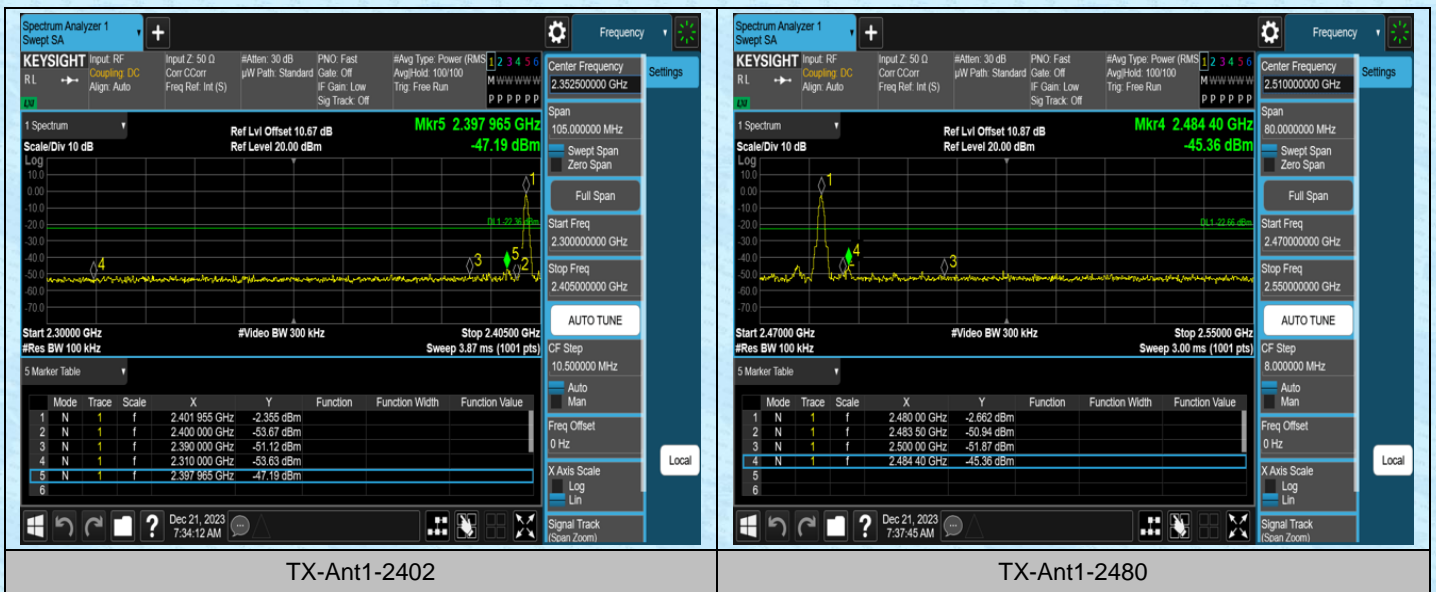


Appendix E: Band edge measurements

Test Result

TestMode	Antenna	ChName	Frequency[MHz]	RefLevel[dBm]	Result[dBm]	Limit[dBm]	Verdict
TX	Ant1	Low	2402	-2.36	-47.19	≤-22.36	PASS
TX	Ant1	High	2480	-2.66	-45.36	≤-22.66	PASS

Test Graphs

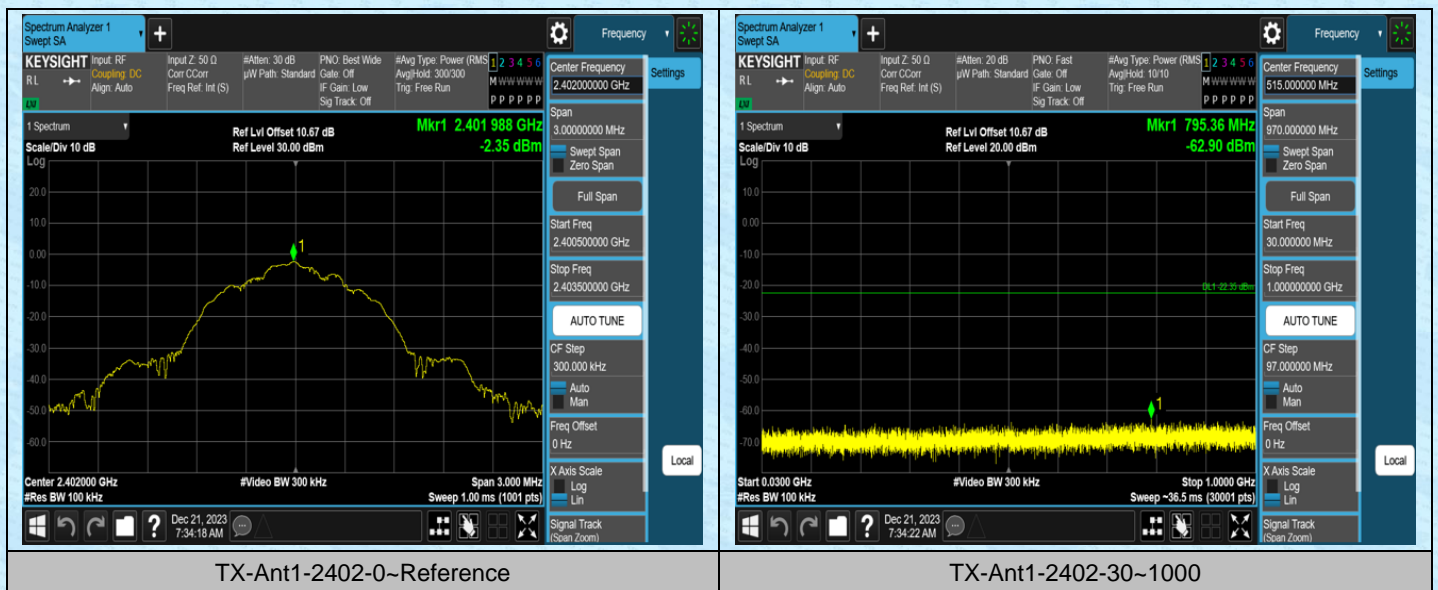


Appendix F: Conducted Spurious Emission

Test Result

TestMode	Antenna	Frequency[MHz]	FreqRange [MHz]	RefLevel [dBm]	Result[dBm]	Limit[dBm]	Verdict
TX	Ant1	2402	0~Reference	-2.35	-2.35	---	PASS
TX	Ant1	2402	30~1000	-2.35	-62.9	≤-22.35	PASS
TX	Ant1	2402	1000~26500	-2.35	-51.08	≤-22.35	PASS
TX	Ant1	2441	0~Reference	-2.14	-2.14	---	PASS
TX	Ant1	2441	30~1000	-2.14	-63	≤-22.14	PASS
TX	Ant1	2441	1000~26500	-2.14	-50.54	≤-22.14	PASS
TX	Ant1	2480	0~Reference	-2.62	-2.62	---	PASS
TX	Ant1	2480	30~1000	-2.62	-62.02	≤-22.62	PASS
TX	Ant1	2480	1000~26500	-2.62	-50.28	≤-22.62	PASS

Test Graphs

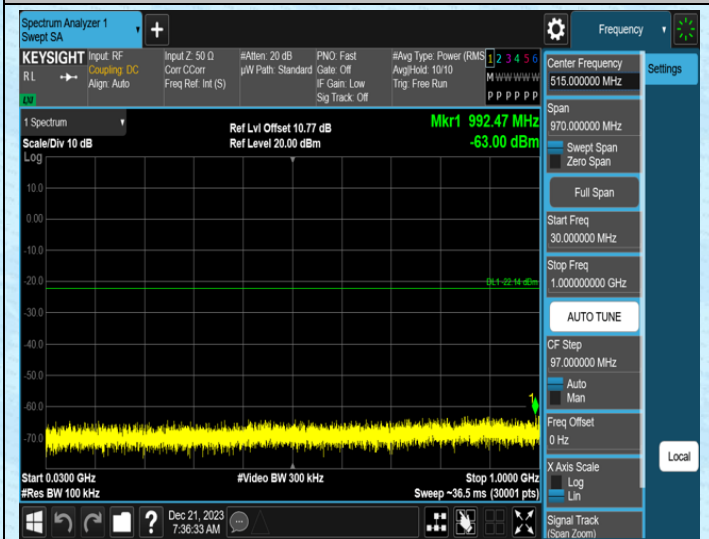




TX-Ant1-2402-1000~26500



TX-Ant1-2441-0~Reference



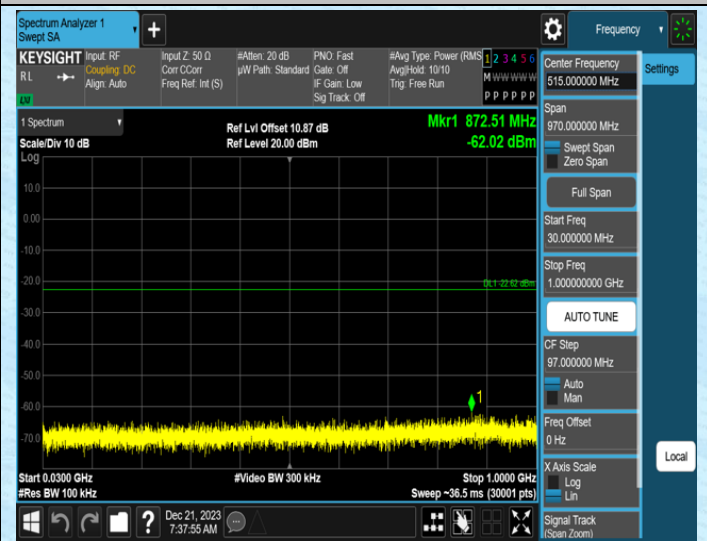
TX-Ant1-2441-30~1000



TX-Ant1-2441-1000~26500




TX-Ant1-2479-0~Reference



TX-Ant1-2480-30~1000



TX-Ant1-2480-1000~26500

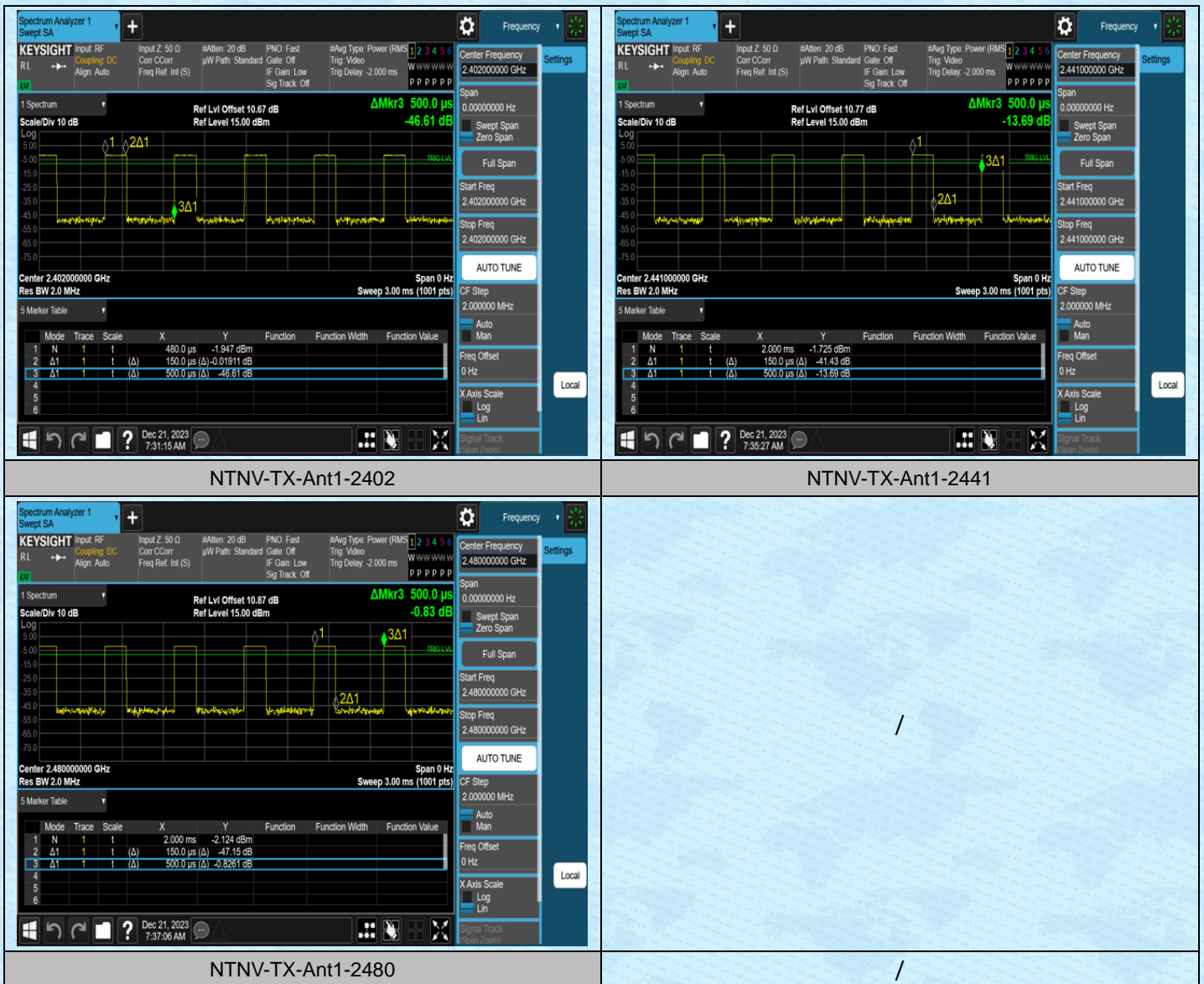


AppendixG: Duty Cycle

Test Result

TestMode	Antenna	Frequency[MHz]	ON Time [ms]	Period [ms]	Duty Cycle [%]	Duty Cycle Factor[dB]
TX	Ant1	2402	0.15	0.50	30.00	5.23
TX	Ant1	2441	0.15	0.50	30.00	5.23
TX	Ant1	2480	0.15	0.50	30.00	5.23

Test Graphs



-----End-----