

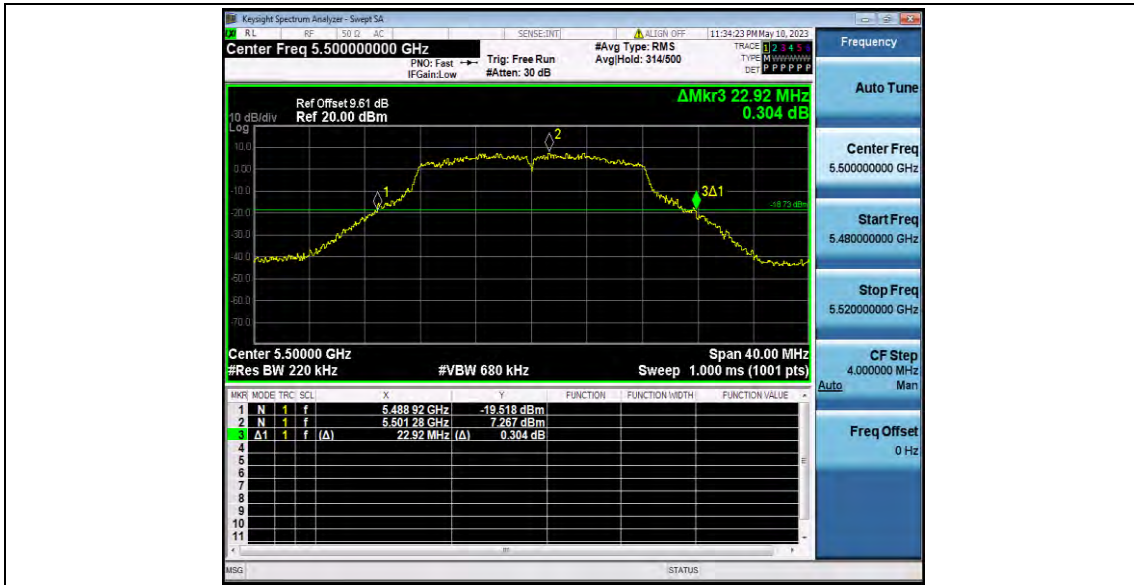
Case No. : <u>GTS20230411005-1-15</u>
Ambient Condition: <u>24</u> °C, <u>49</u> %RH, Atmos100.1Kpa,
Test Date: <u>2023.5.10</u> Test Engineer: <u>Jenny zeng</u>

Appendix F.1: Emission Bandwidth

Test Result

TestMode	Antenna	Frequency[MHz]	26db EBW [MHz]	FL[MHz]	FH[MHz]	Limit[MHz]	Verdict
11A	Ant1	5500	22.920	5488.920	5511.840	---	---
		5600	22.960	5588.640	5611.600	---	---
		5700	22.760	5688.480	5711.240	---	---
11N20SISO	Ant1	5500	22.640	5488.800	5511.440	---	---
		5600	22.680	5588.560	5611.240	---	---
		5700	23.480	5688.040	5711.520	---	---
11N40SISO	Ant1	5510	42.320	5488.960	5531.280	---	---
		5590	42.960	5568.480	5611.440	---	---
		5670	42.240	5648.480	5690.720	---	---
11AC20SISO	Ant1	5500	23.400	5488.400	5511.800	---	---
		5600	23.040	5588.400	5611.440	---	---
		5700	22.200	5688.920	5711.120	---	---
11AC40SISO	Ant1	5510	43.600	5488.320	5531.920	---	---
		5590	41.840	5569.120	5610.960	---	---
		5670	41.920	5649.040	5690.960	---	---
11AC80SISO	Ant1	5530	89.280	5485.840	5575.120	---	---
		5610	85.120	5567.600	5652.720	---	---
11AX20SISO	Ant1	5500	22.280	5489.000	5511.280	---	---
		5600	22.360	5588.800	5611.160	---	---
		5700	22.800	5688.760	5711.560	---	---
11AX40SISO	Ant1	5510	41.840	5488.800	5530.640	---	---
		5590	42.000	5568.560	5610.560	---	---
		5670	41.280	5649.120	5690.400	---	---
11AX80SISO	Ant1	5530	81.760	5489.200	5570.960	---	---
		5610	82.400	5568.720	5651.120	---	---

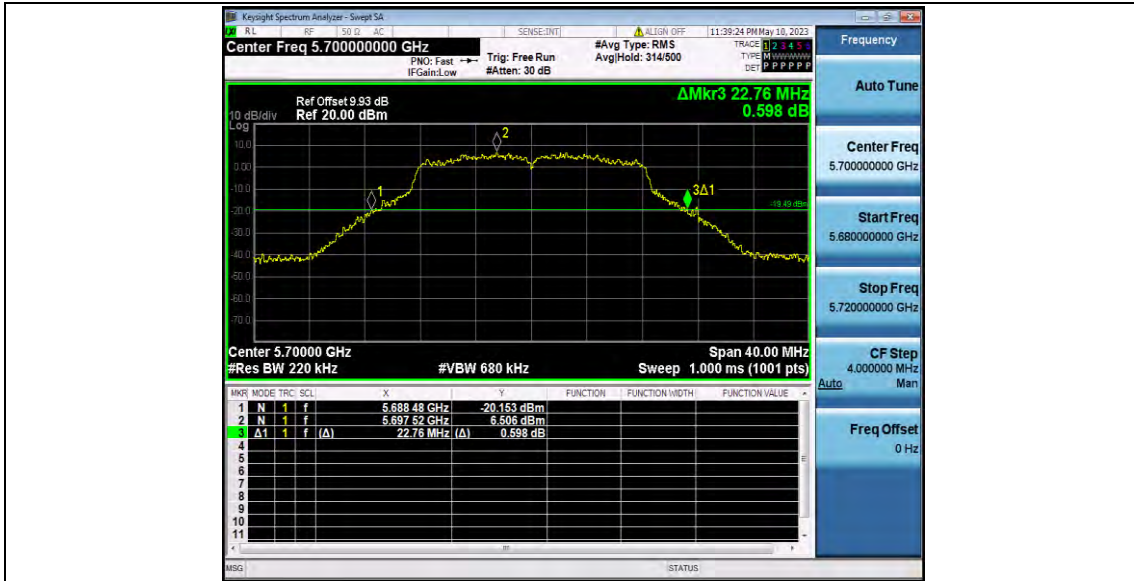
Test Graphs



11A_Ant1_5500



11A_Ant1_5600



11A_Ant1_5700



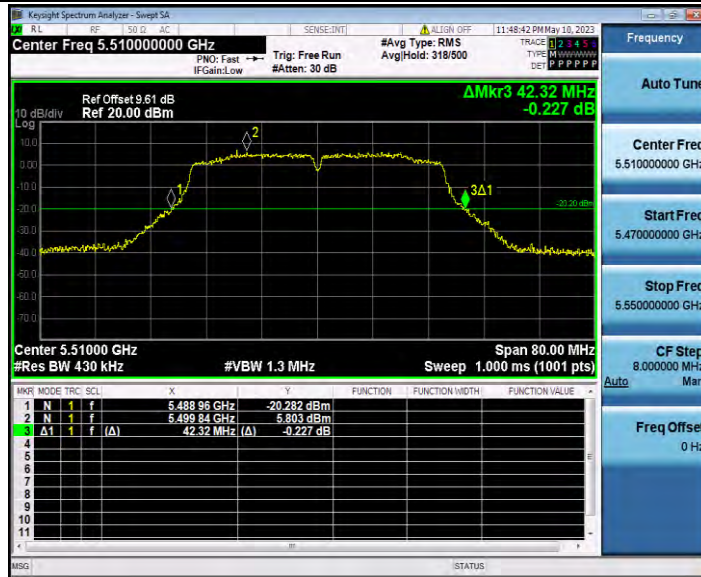
11N20SISO_Ant1_5500



11N20SISO_Ant1_5600



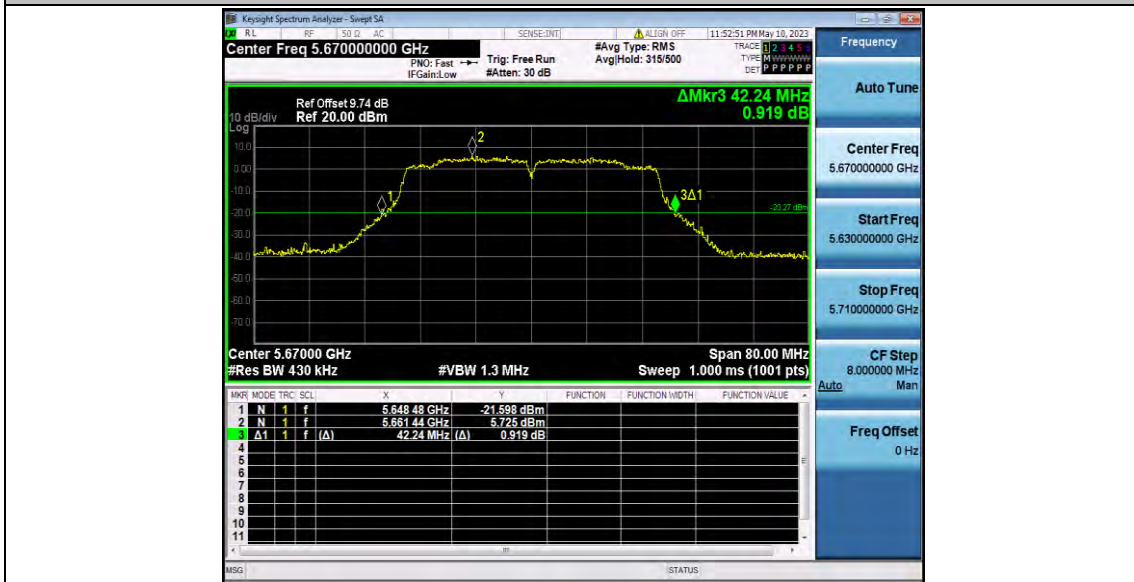
11N20SISO_Ant1_5700



11N40SISO_Ant1_5510



11N40SISO_Ant1_5590



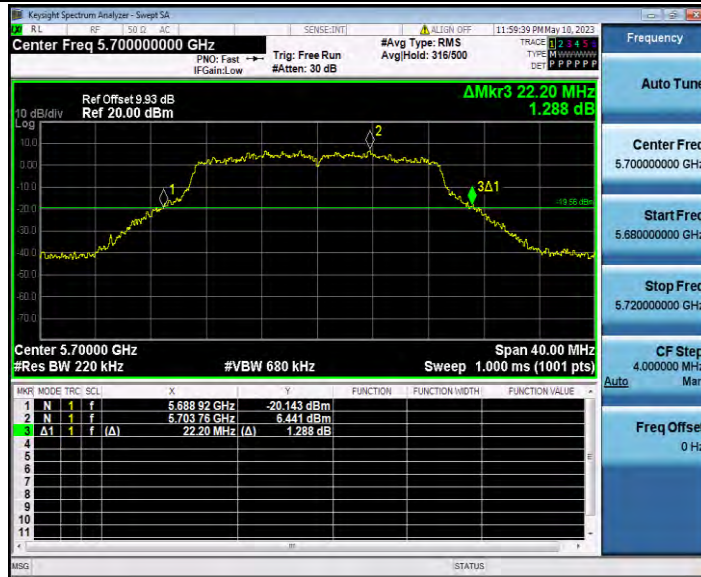
11N40SISO_Ant1_5670



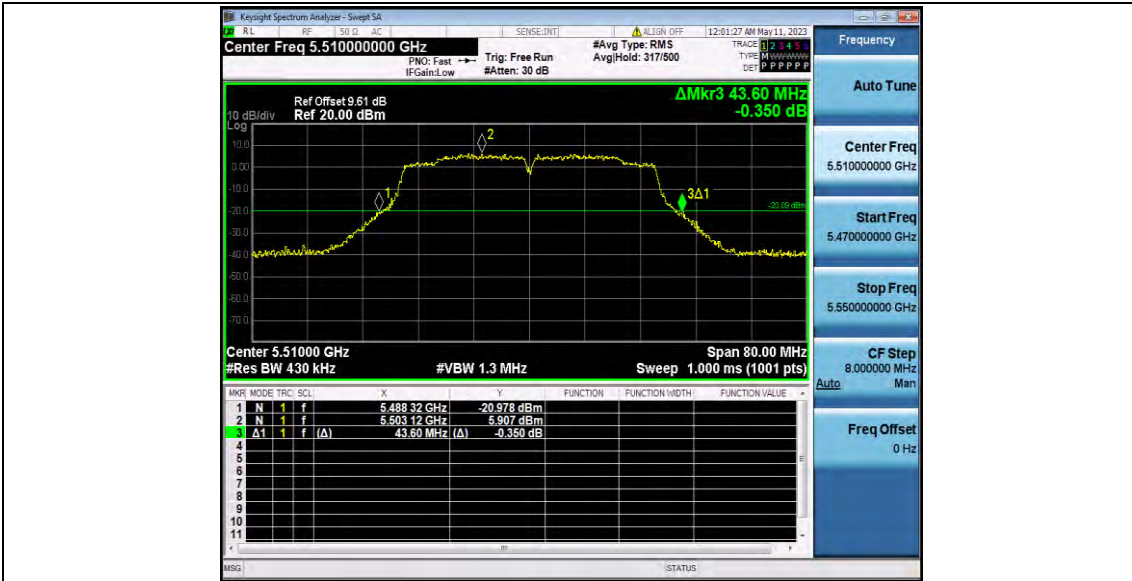
11AC20SISO_Ant1_5500



11AC20SISO_Ant1_5600



11AC20SISO_Ant1_5700



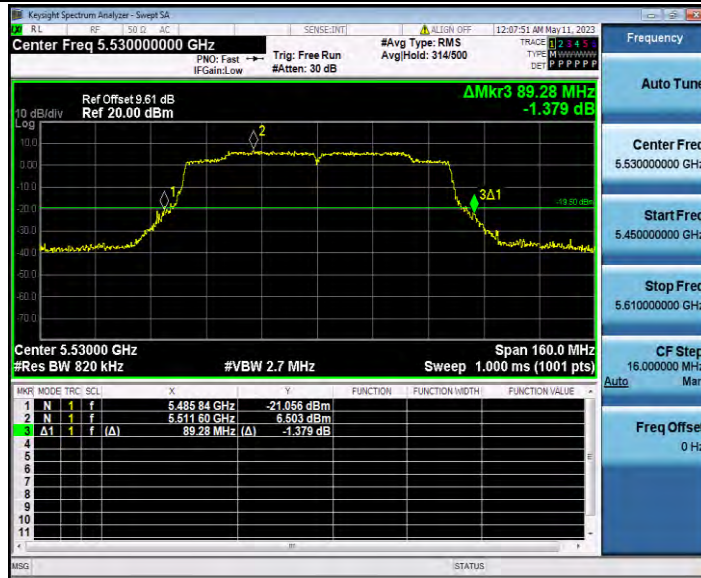
11AC40SISO_Ant1_5510



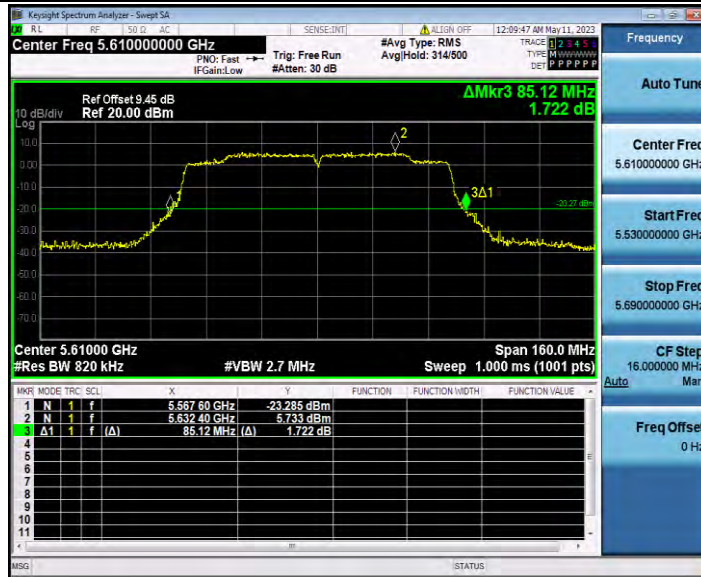
11AC40SISO_Ant1_5590



11AC40SISO_Ant1_5670



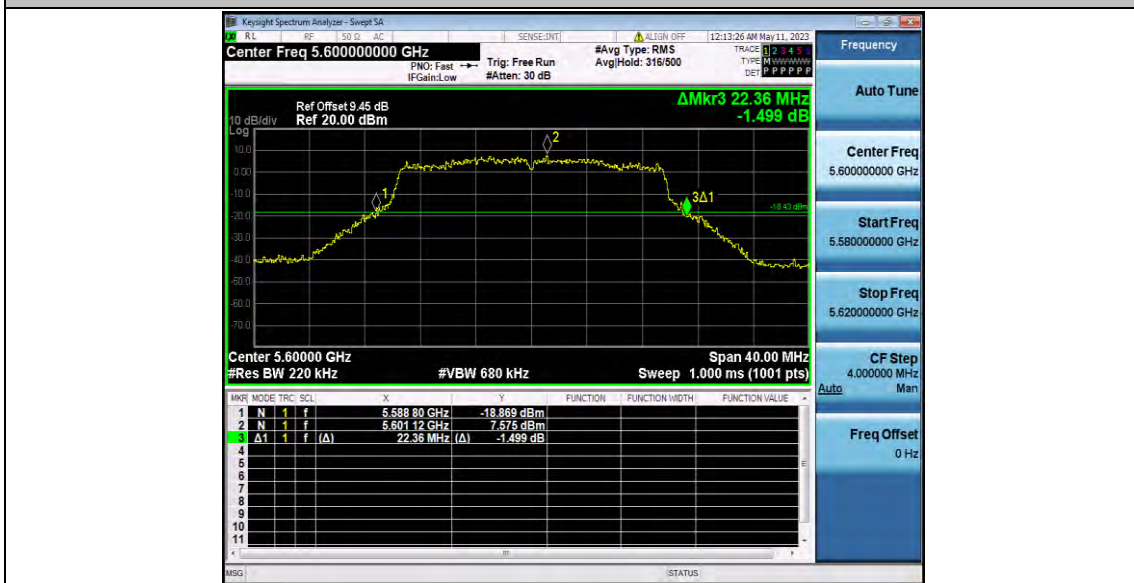
11AC80SISO_Ant1_5530



11AC80SISO_Ant1_5610



11AX20SISO_Ant1_5500



11AX20SISO_Ant1_5600



11AX20SISO_Ant1_5700



11AX40SISO_Ant1_5510



11AX40SISO_Ant1_5590



11AX40SISO_Ant1_5670



11AX80SISO_Ant1_5530



11AX80SISO_Ant1_5610

Appendix F.2: Occupied channel bandwidth

Test Result

TestMode	Antenna	Frequency[MHz]	OCB [MHz]	FL[MHz]	FH[MHz]	Limit[MHz]	Verdict
11A	Ant1	5500	16.973	5491.567	5508.540	---	---
		5600	17.019	5591.483	5608.502	---	---
		5700	17.023	5691.502	5708.525	---	---
11N20SISO	Ant1	5500	18.011	5491.018	5509.029	---	---
		5600	18.009	5590.994	5609.003	---	---
		5700	17.967	5691.052	5709.019	---	---
11N40SISO	Ant1	5510	36.177	5491.920	5528.097	---	---
		5590	36.138	5571.969	5608.107	---	---
		5670	36.159	5651.866	5688.025	---	---
11AC20SISO	Ant1	5500	18.017	5491.029	5509.046	---	---
		5600	18.006	5591.004	5609.010	---	---
		5700	18.002	5691.011	5709.013	---	---
11AC40SISO	Ant1	5510	36.151	5491.963	5528.114	---	---
		5590	36.139	5571.956	5608.095	---	---
		5670	36.178	5651.886	5688.064	---	---
11AC80SISO	Ant1	5530	75.071	5492.531	5567.602	---	---
		5610	75.319	5572.500	5647.819	---	---
11AX20SISO	Ant1	5500	18.972	5490.561	5509.533	---	---
		5600	18.956	5590.527	5609.483	---	---
		5700	19.008	5690.529	5709.537	---	---
11AX40SISO	Ant1	5510	37.560	5491.276	5528.836	---	---
		5590	37.582	5571.283	5608.865	---	---
		5670	37.581	5651.271	5688.852	---	---
11AX80SISO	Ant1	5530	76.689	5491.756	5568.445	---	---
		5610	76.891	5571.706	5648.597	---	---

Test Graphs



11A_Ant1_5500



11A_Ant1_5600



11A_Ant1_5700



11N20SISO_Ant1_5500



11N20SISO_Ant1_5600



11N20SISO_Ant1_5700



11N40SISO_Ant1_5510



11N40SISO_Ant1_5590



11N40SISO_Ant1_5670



11AC20SISO_Ant1_5500



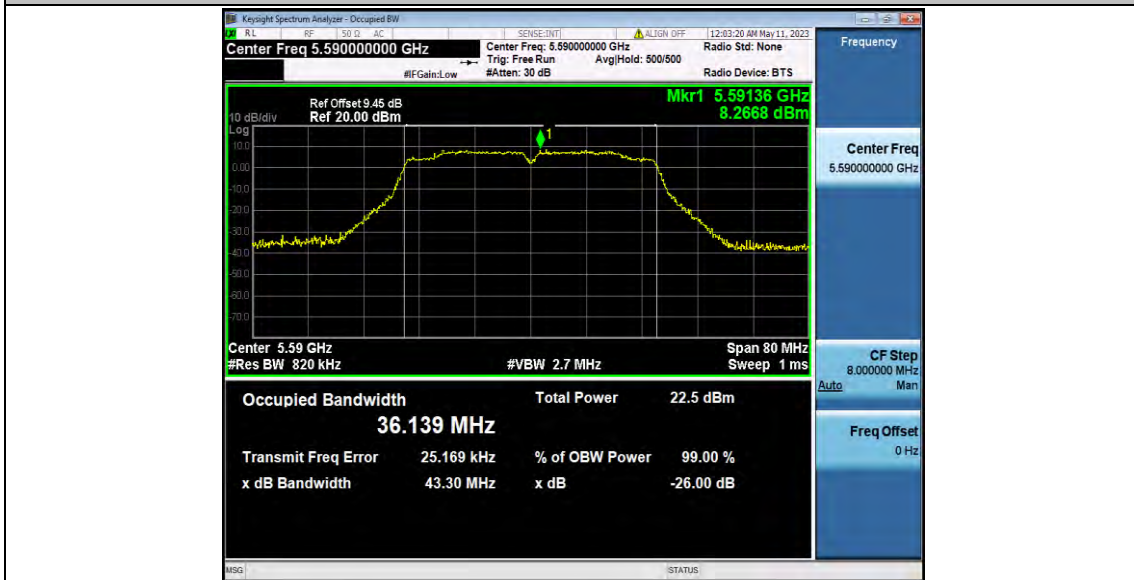
11AC20SISO_Ant1_5600



11AC20SISO_Ant1_5700



11AC40SISO_Ant1_5510



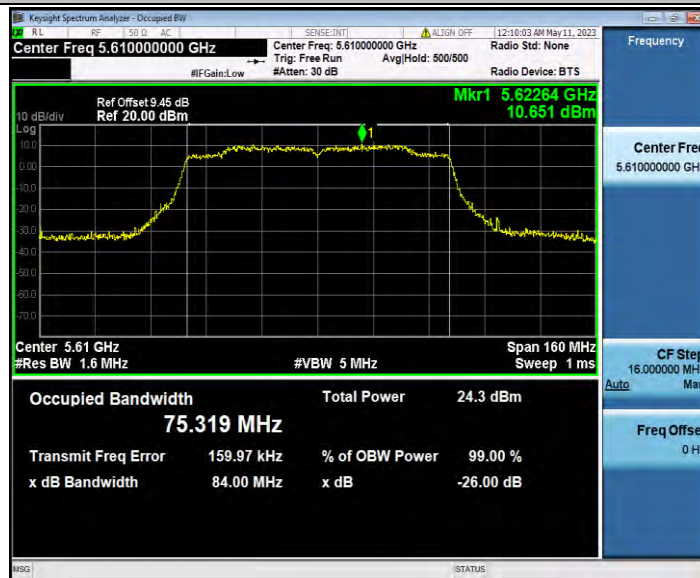
11AC40SISO_Ant1_5590



11AC40SISO_Ant1_5670



11AC80SISO_Ant1_5530



11AC80SISO_Ant1_5610



11AX20SISO_Ant1_5500



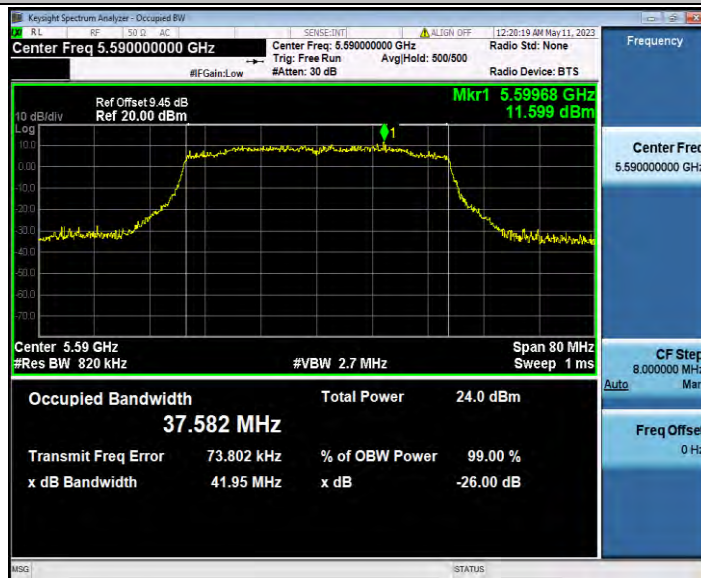
11AX20SISO_Ant1_5600



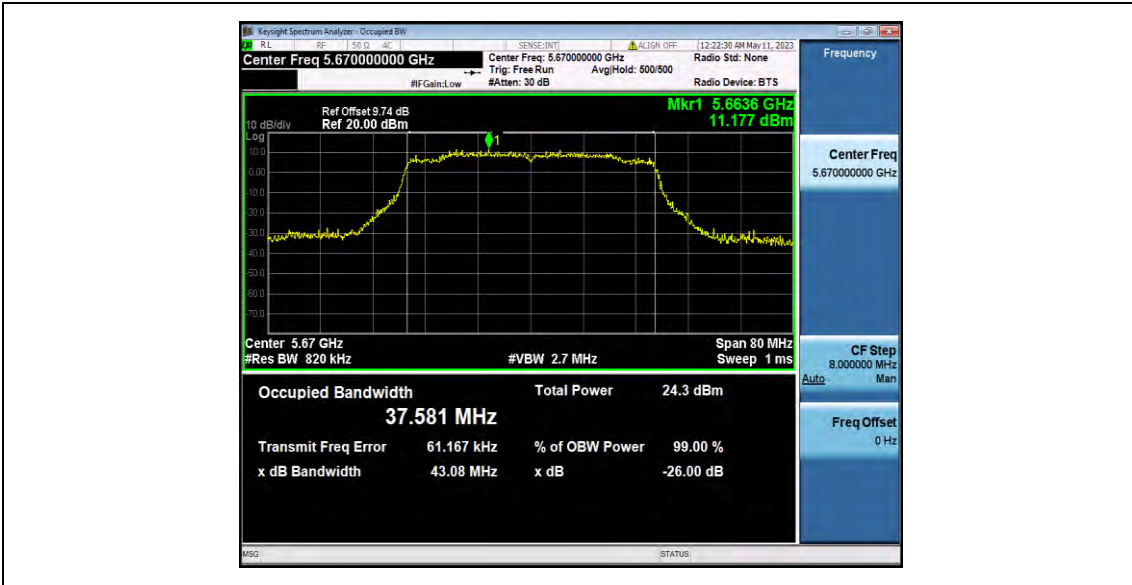
11AX20SISO_Ant1_5700



11AX40SISO_Ant1_5510



11AX40SISO_Ant1_5590



11AX40SISO_Ant1_5670



11AX80SISO_Ant1_5530



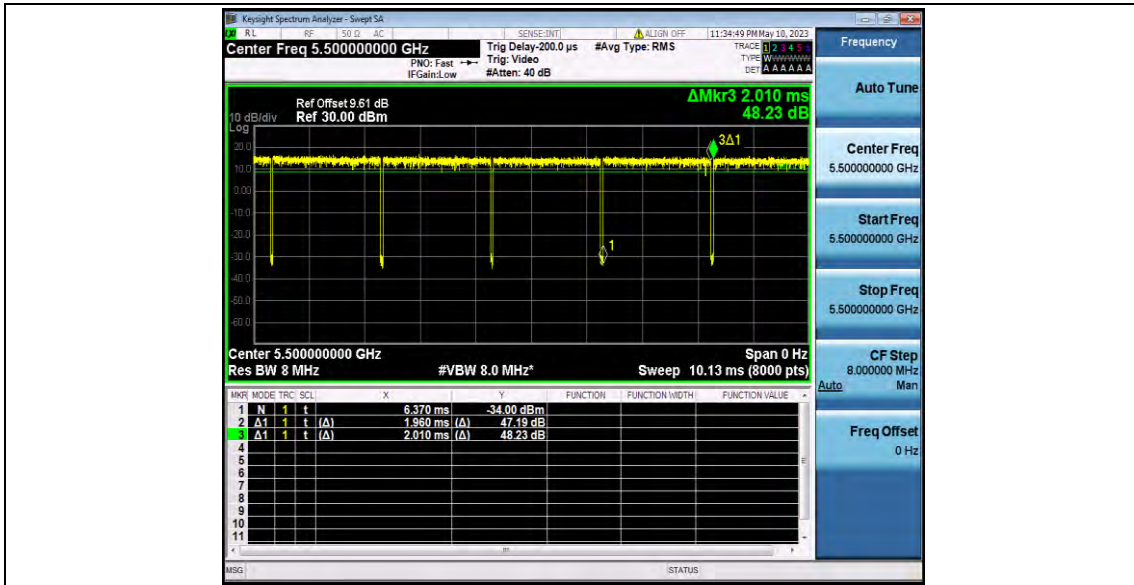
11AX80SISO_Ant1_5610

Appendix F.3: Duty Cycle

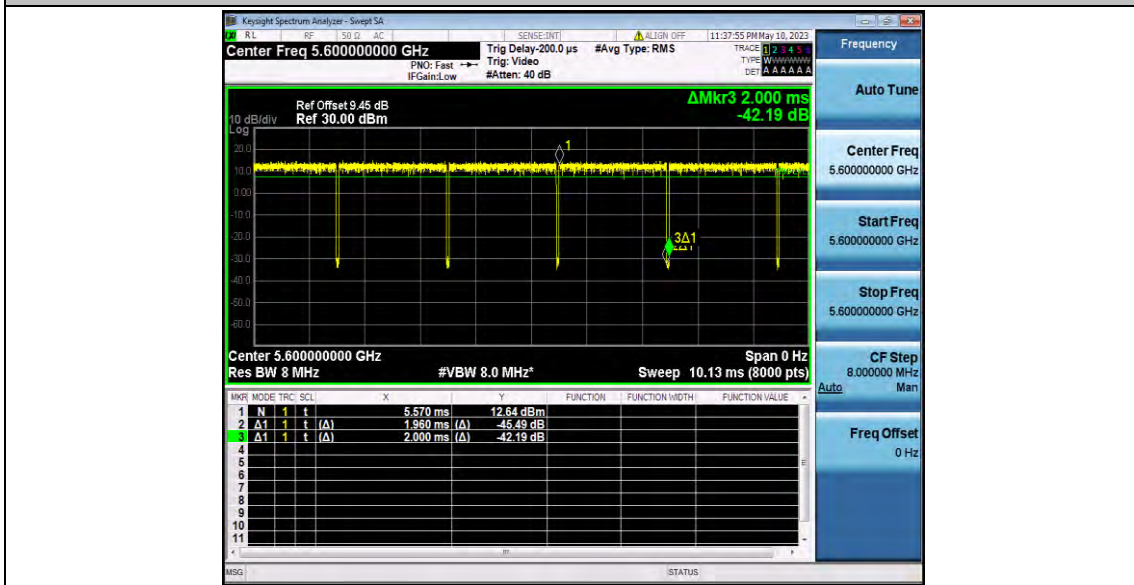
Test Result

TestMode	Antenna	Frequency[MHz]	Transmission Duration [ms]	Transmission Period [ms]	Duty Cycle [%]
11A	Ant1	5500	1.96	2.01	97.51
		5600	1.96	2.00	98.00
		5700	1.96	2.01	97.51
11N20SISO	Ant1	5500	1.96	2.01	97.51
		5600	1.97	2.01	98.01
		5700	1.97	2.02	97.52
11N40SISO	Ant1	5510	1.97	2.02	97.52
		5590	1.97	2.02	97.52
		5670	1.97	2.01	98.01
11AC20SISO	Ant1	5500	3.94	3.99	98.75
		5600	1.95	2.00	97.50
		5700	1.96	2.00	98.00
11AC40SISO	Ant1	5510	1.96	2.01	97.51
		5590	1.96	2.00	98.00
		5670	0.15	0.20	75.00
11AC80SISO	Ant1	5530	3.97	4.01	99.00
		5610	3.97	4.02	98.76
11AX20SISO	Ant1	5500	3.96	4.00	99.00
		5600	3.95	4.00	98.75
		5700	3.96	4.00	99.00
11AX40SISO	Ant1	5510	3.96	4.00	99.00
		5590	3.96	4.00	99.00
		5670	3.96	4.00	99.00
11AX80SISO	Ant1	5530	3.96	4.00	99.00
		5610	3.96	4.01	98.75

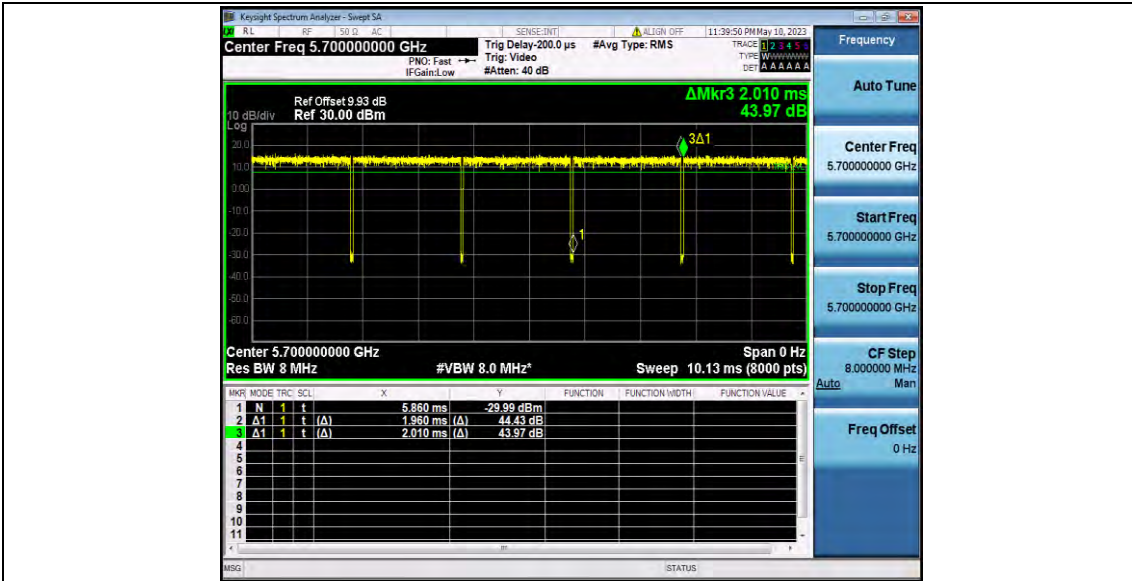
Test Graphs



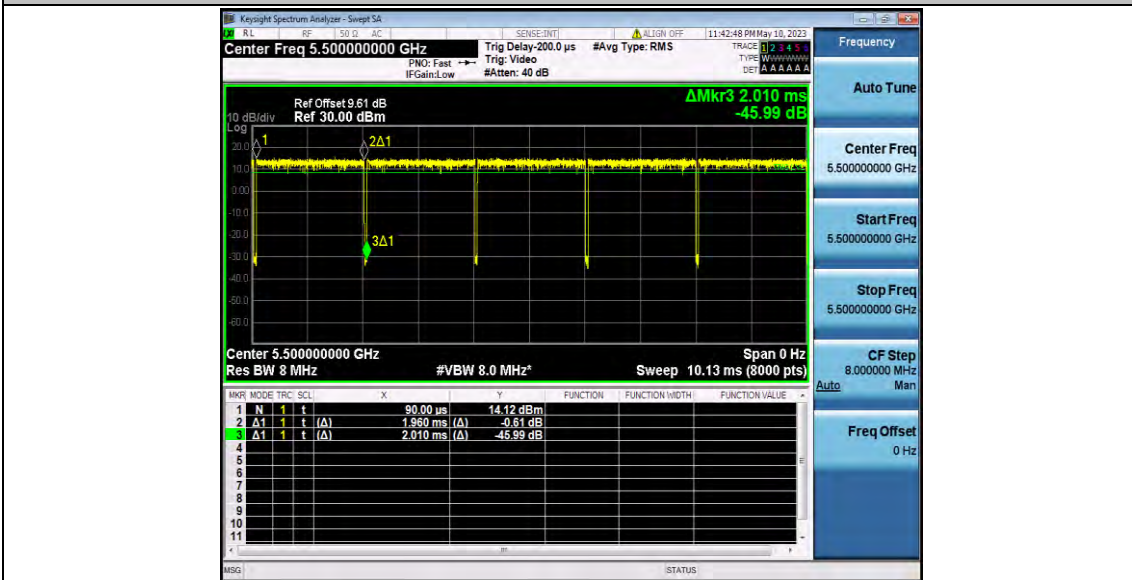
11A_Ant1_5500



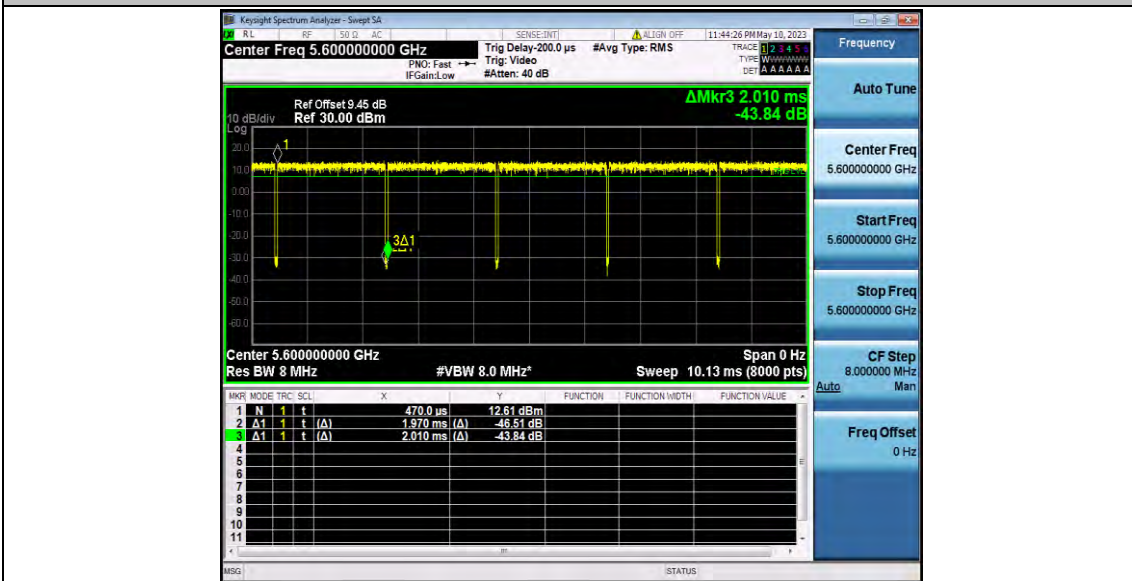
11A_Ant1_5600



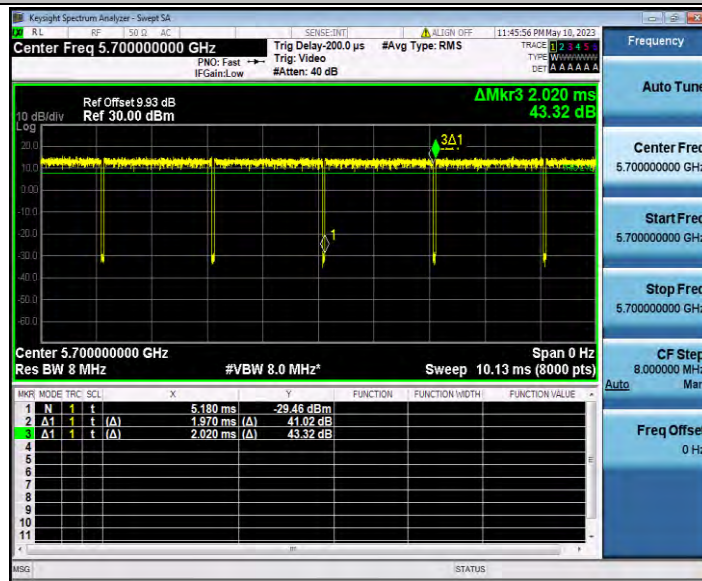
11A_Ant1_5700



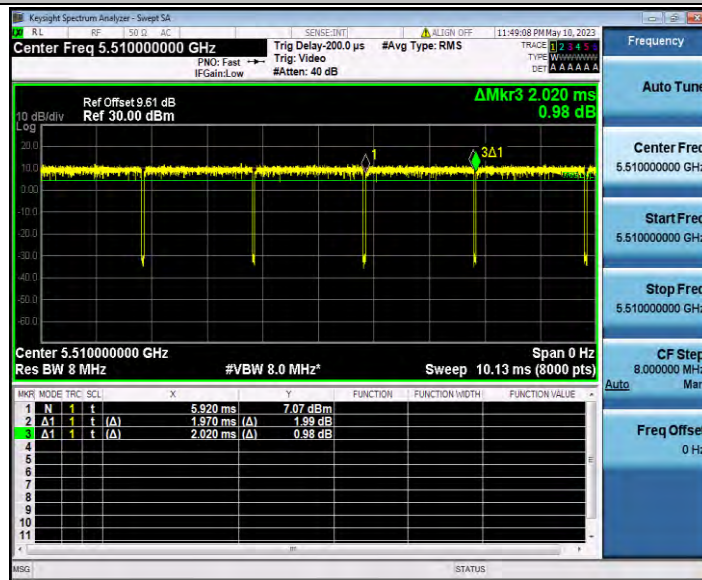
11N20SISO_Ant1_5500



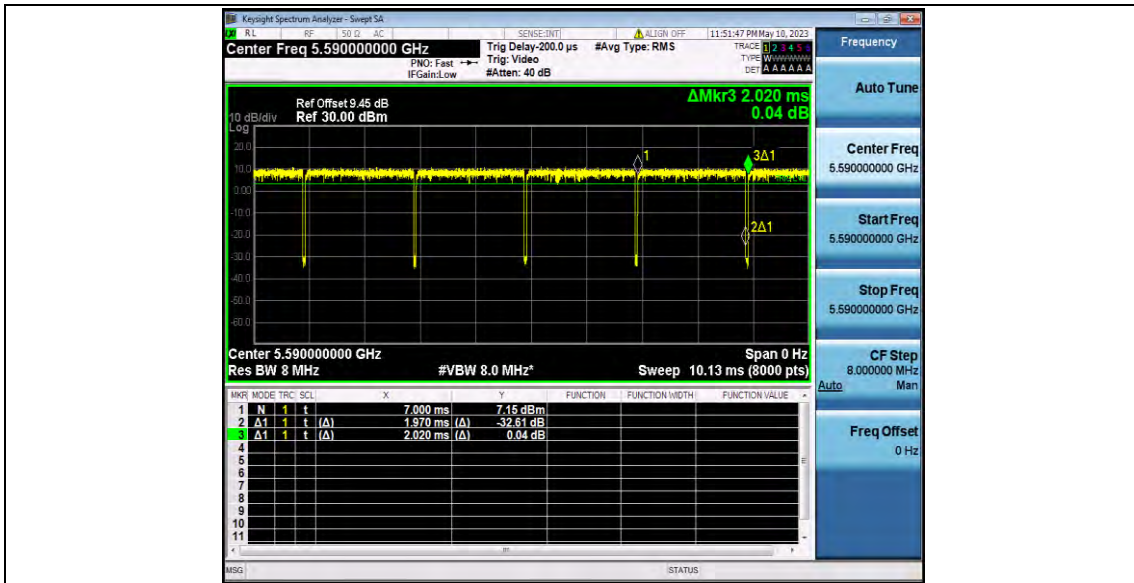
11N20SISO_Ant1_5600



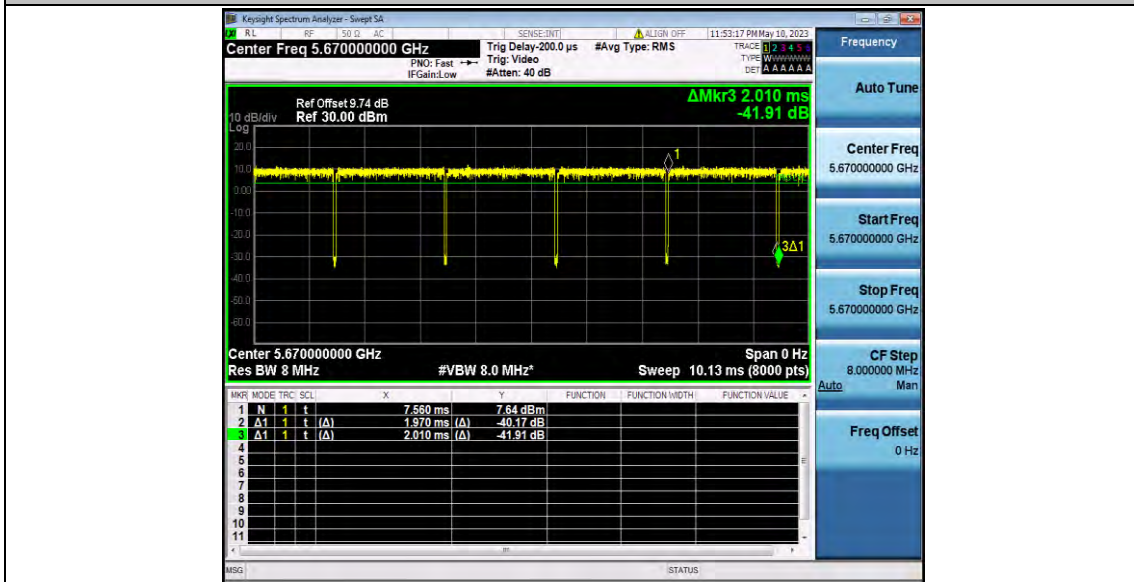
11N20SISO_Ant1_5700



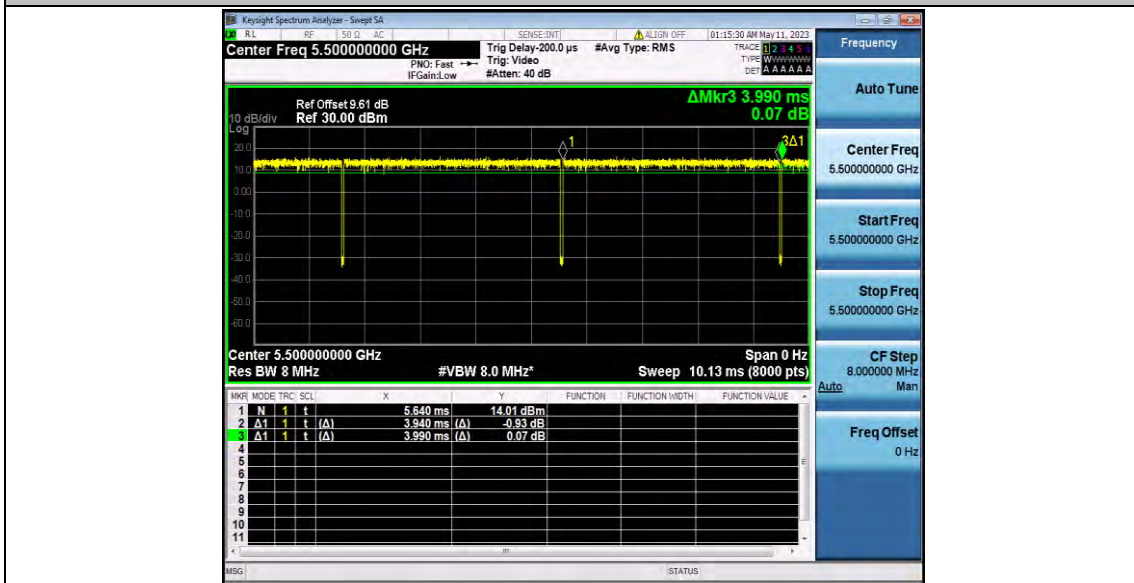
11N40SISO_Ant1_5510



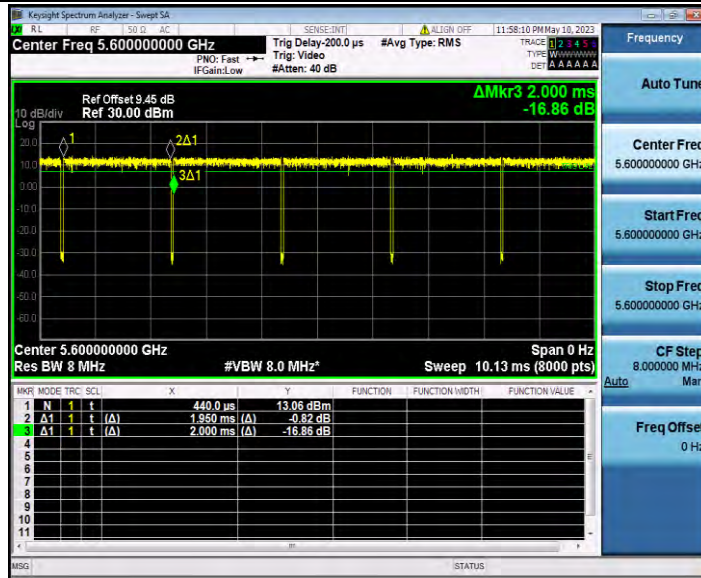
11N40SISO_Ant1_5590



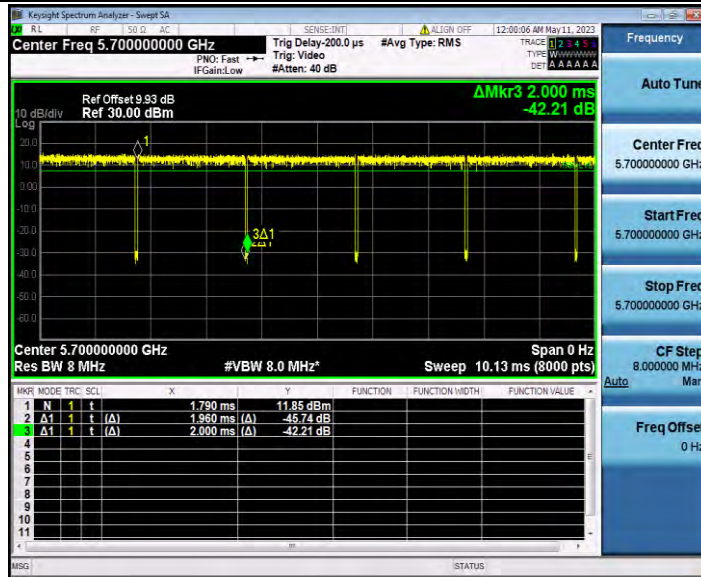
11N40SISO_Ant1_5670



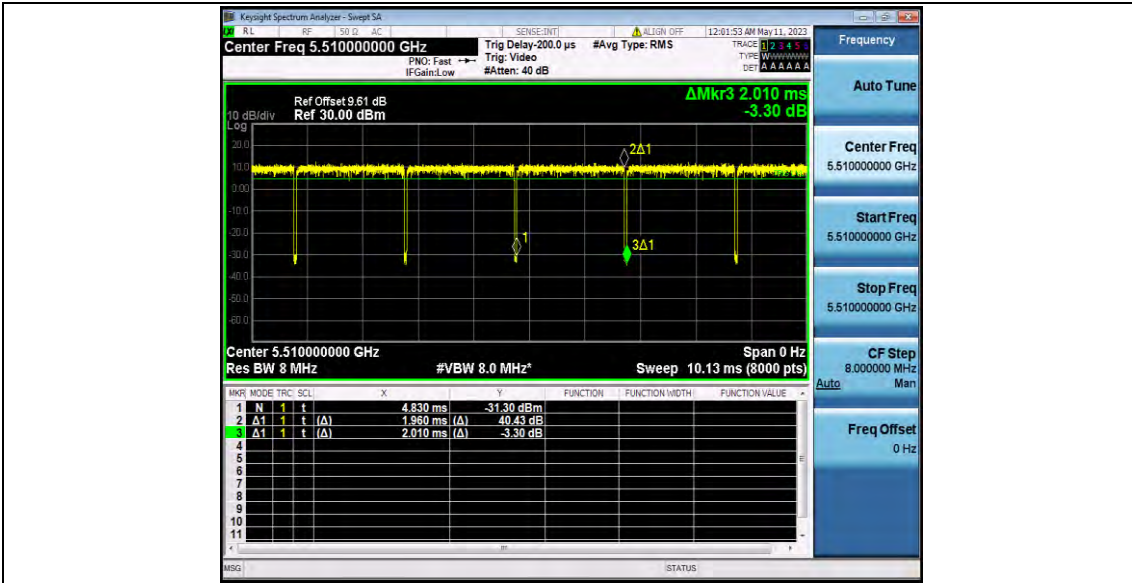
11AC20SISO_Ant1_5500



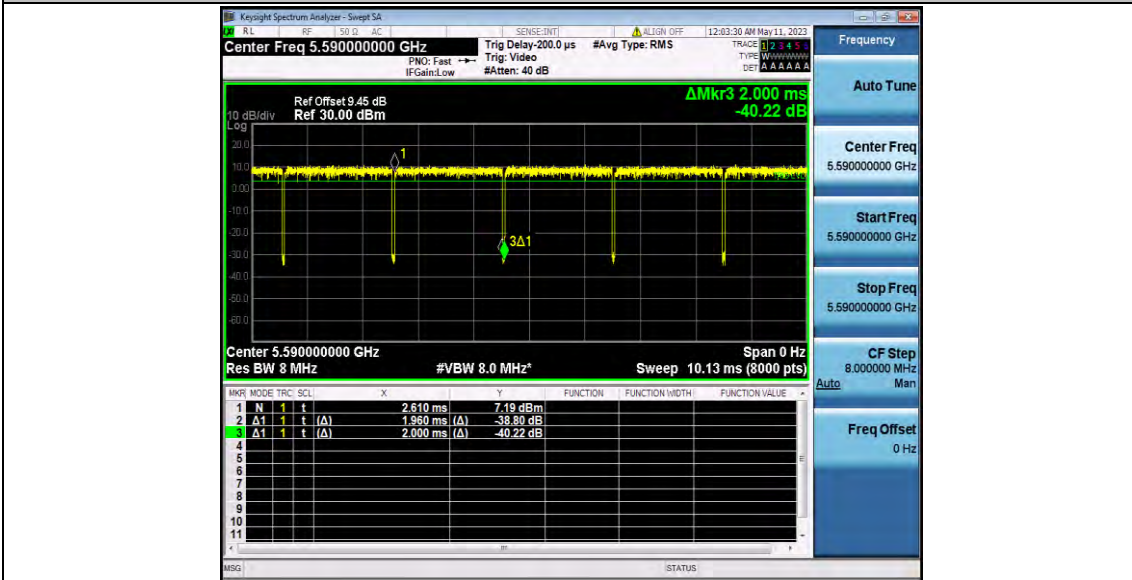
11AC20SISO_Ant1_5600



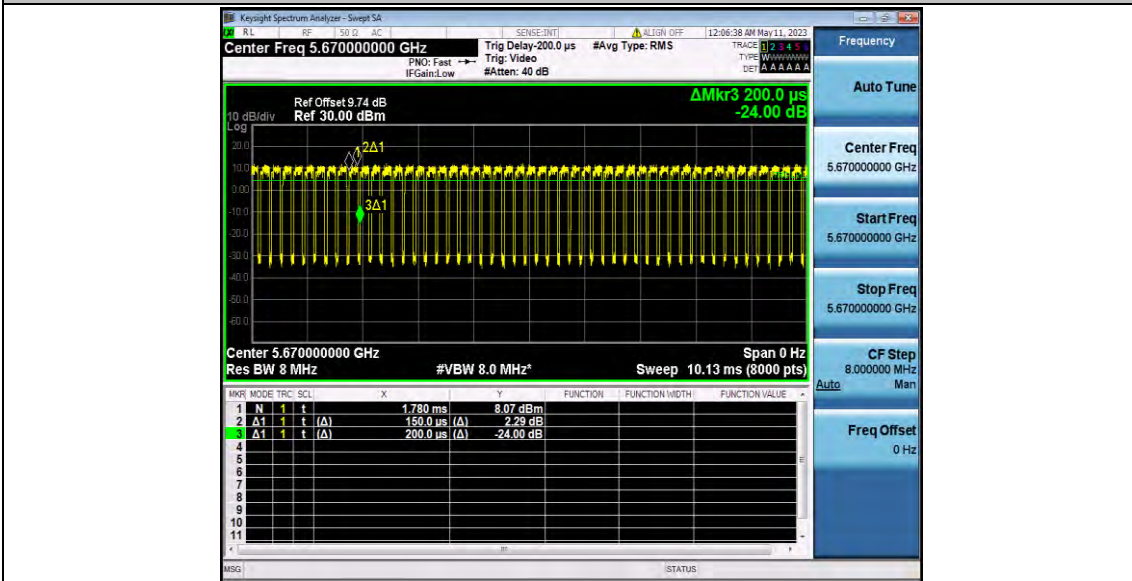
11AC20SISO_Ant1_5700



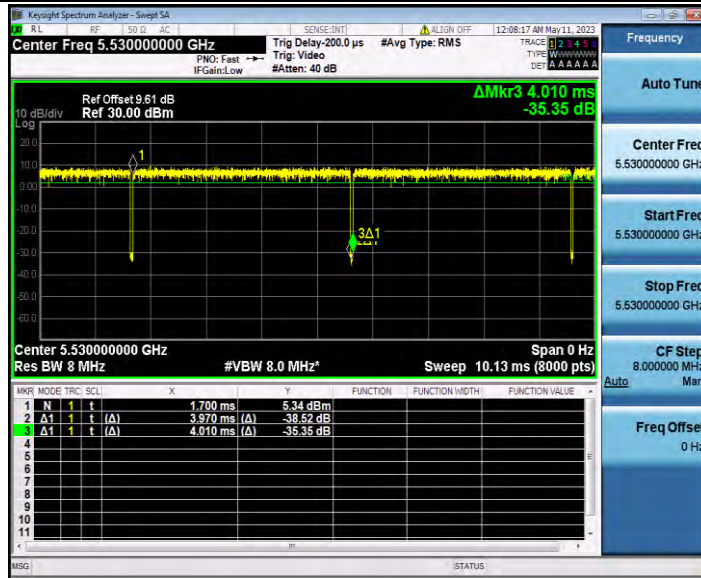
11AC40SISO_Ant1_5510



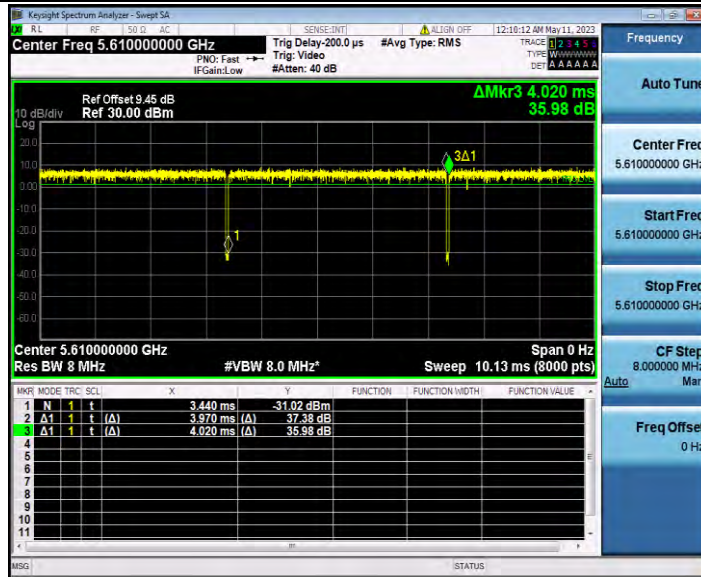
11AC40SISO_Ant1_5590



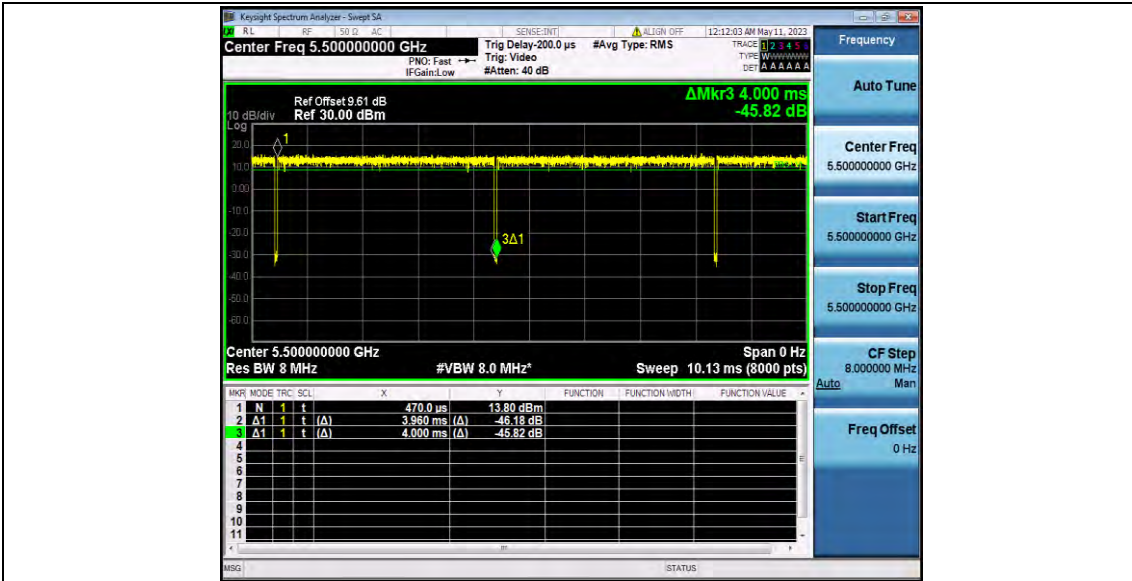
11AC40SISO_Ant1_5670



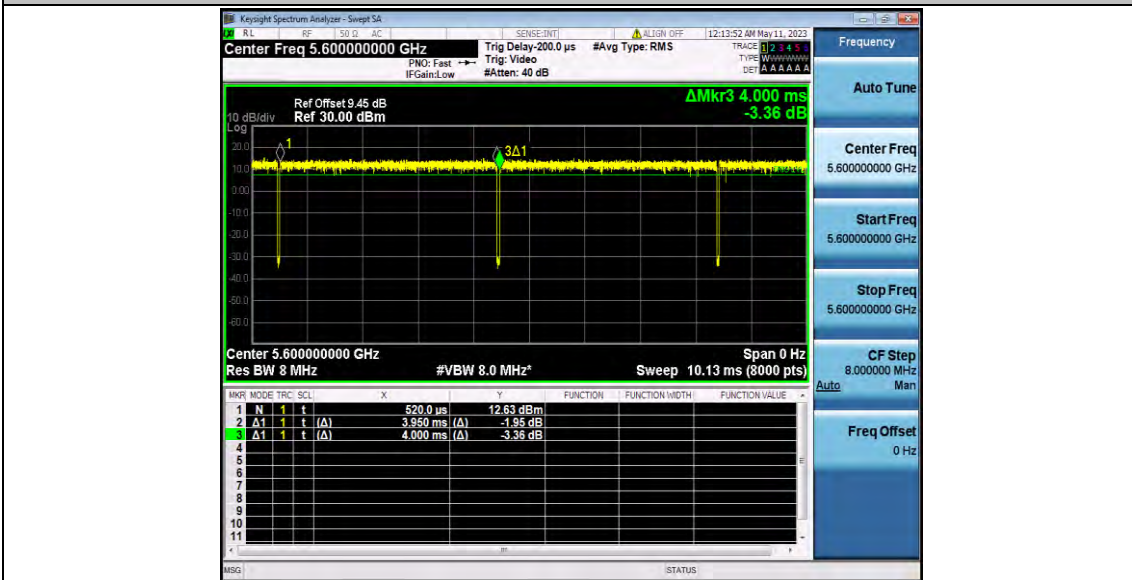
11AC80SISO_Ant1_5530



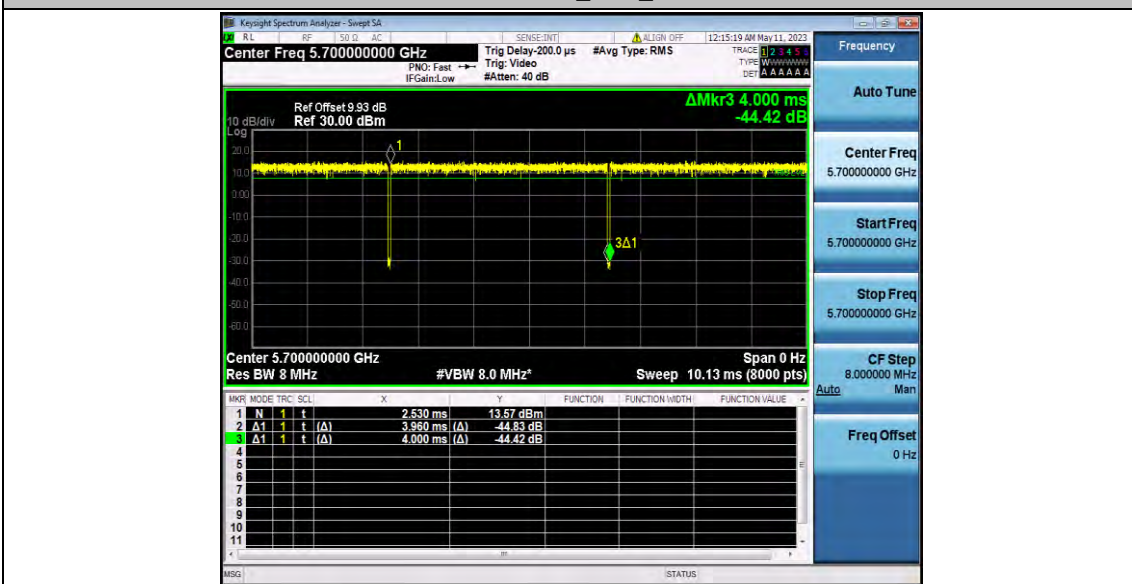
11AC80SISO_Ant1_5610



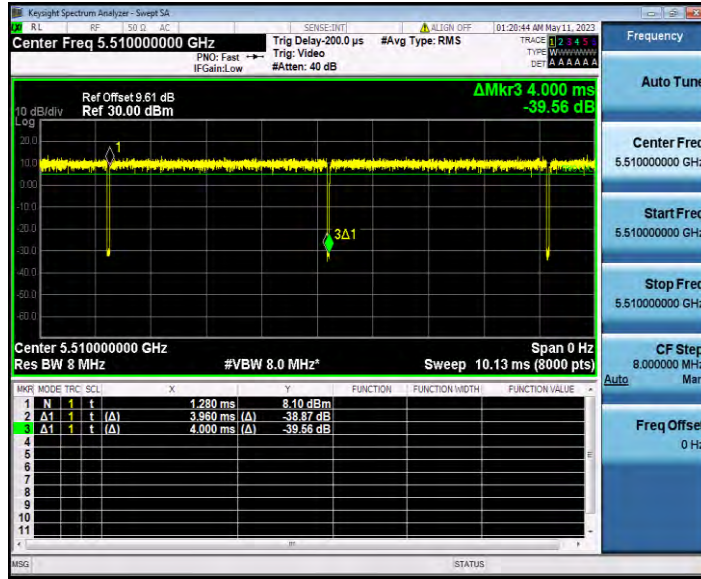
11AX20SISO_Ant1_5500



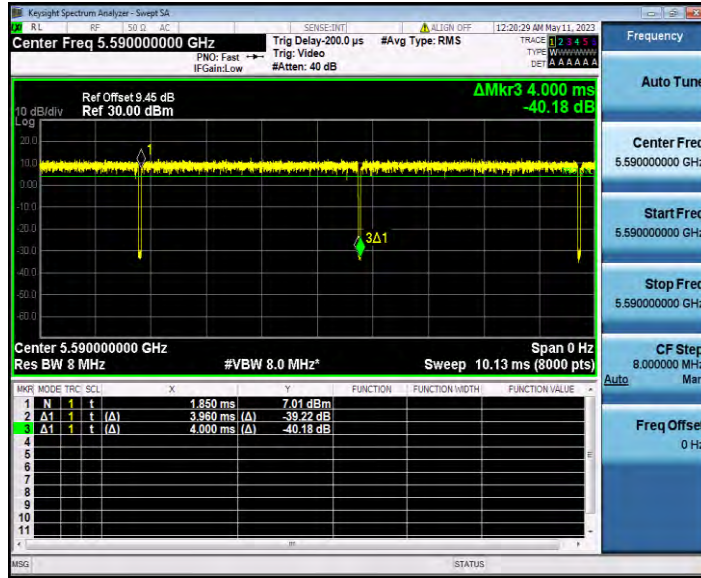
11AX20SISO_Ant1_5600



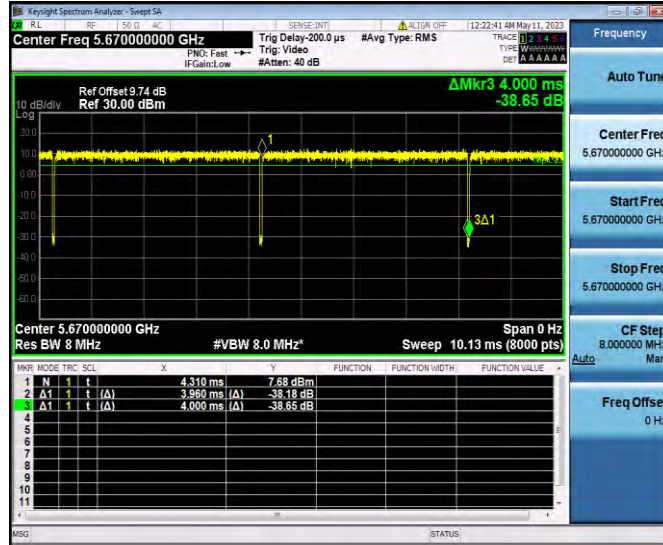
11AX20SISO_Ant1_5700



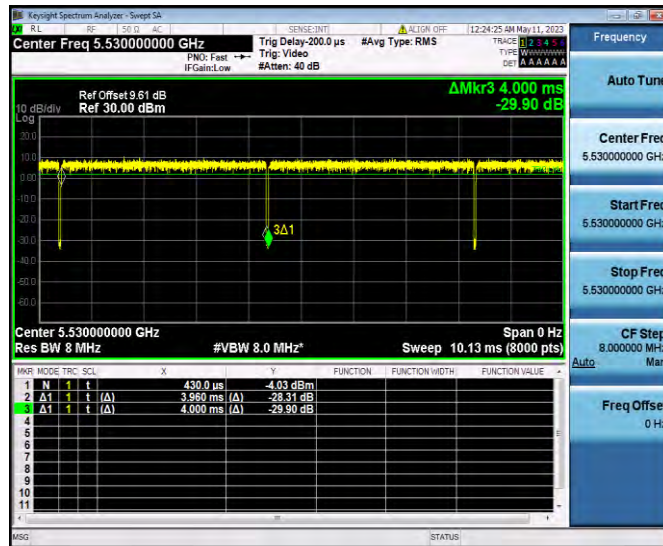
11AX40SISO_Ant1_5510



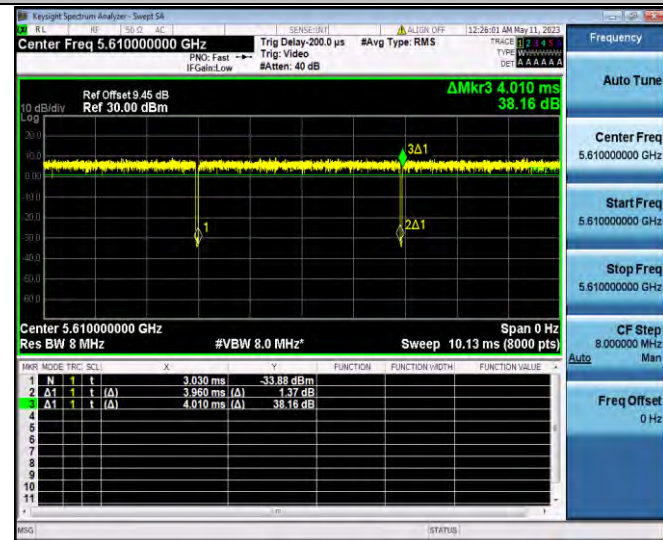
11AX40SISO_Ant1_5590



11AX40SISO_Ant1_5670



11AX80SISO_Ant1_5530



11AX80SISO_Ant1_5610