

## Appendix D.4: Maximum conducted output power

### Test Result Channel Power

Test Mode	Antenna	Frequency[M Hz]	Channel Power [dBm]	Duty Cycle [%]	DC Factor [dBm]	Result [dBm]	Limit [dBm]	Verdict
11A	Ant1	5180	15.66	97.51	0.11	15.77	≤23.98	PASS
		5200	15.97	97.51	0.11	16.08	≤23.98	PASS
		5240	15.10	97.51	0.11	15.21	≤23.98	PASS
11N20SISO	Ant1	5180	15.58	97.52	0.11	15.69	≤23.98	PASS
		5200	15.86	97.52	0.11	15.97	≤23.98	PASS
		5240	14.99	98.01	0.09	15.08	≤23.98	PASS
11N40SISO	Ant1	5190	16.06	97.52	0.11	16.17	≤23.98	PASS
		5230	18.03	98.02	0.09	18.12	≤23.98	PASS
11AC20SISO	Ant1	5180	15.59	97.50	0.11	15.70	≤23.98	PASS
		5200	15.88	97.51	0.11	15.99	≤23.98	PASS
		5240	15.03	98.00	0.09	15.12	≤23.98	PASS
11AC40SISO	Ant1	5190	16.00	97.51	0.11	16.11	≤23.98	PASS
		5230	17.99	97.51	0.11	18.10	≤23.98	PASS
11AC80SISO	Ant1	5210	16.86	97.51	0.11	16.97	≤23.98	PASS
11AX20SISO	Ant1	5180	15.38	97.51	0.11	15.49	≤23.98	PASS
		5200	15.65	98.00	0.09	15.74	≤23.98	PASS
		5240	14.82	97.51	0.11	14.93	≤23.98	PASS
11AX40SISO	Ant1	5190	15.77	98.00	0.09	15.86	≤23.98	PASS
		5230	17.61	98.00	0.09	17.70	≤23.98	PASS
11AX80SISO	Ant1	5210	16.55	97.50	0.11	16.66	≤23.98	PASS

Note: The Duty Cycle Factor is compensated in the graph.

## Appendix D.5: Maximum power spectral density

### Test Result

TestMode	Antenna	Frequency[MHz]	Result [dBm/MHz]	Limit[dBm/MHz]	Verdict
11A	Ant1	5180	4.83	≤11.00	PASS
		5200	5.26	≤11.00	PASS
		5240	4.32	≤11.00	PASS
11N20SISO	Ant1	5180	4.56	≤11.00	PASS
		5200	4.97	≤11.00	PASS
		5240	4.01	≤11.00	PASS
11N40SISO	Ant1	5190	1.98	≤11.00	PASS
		5230	3.85	≤11.00	PASS
11AC20SISO	Ant1	5180	4.57	≤11.00	PASS
		5200	4.97	≤11.00	PASS
		5240	4	≤11.00	PASS
11AC40SISO	Ant1	5190	1.98	≤11.00	PASS
		5230	3.86	≤11.00	PASS
11AC80SISO	Ant1	5210	-0.1	≤11.00	PASS
11AX20SISO	Ant1	5180	4.15	≤11.00	PASS
		5200	4.56	≤11.00	PASS
		5240	3.62	≤11.00	PASS
11AX40SISO	Ant1	5190	1.48	≤11.00	PASS
		5230	3.23	≤11.00	PASS
11AX80SISO	Ant1	5210	-0.54	≤11.00	PASS

Note: 1.The Result and Limit Unit is dBm/500 kHz in the band 5.725–5.85 GHz.  
2.The Duty Cycle Factor and RBW Factor is compensated in the graph.

## Test Graphs



11A\_Ant1\_5180



11A\_Ant1\_5200



11A\_Ant1\_5240



11N20SISO\_Ant1\_5180



11N20SISO\_Ant1\_5200



11N20SISO\_Ant1\_5240



11N40SISO\_Ant1\_5190



11N40SISO\_Ant1\_5230



11AC20SISO\_Ant1\_5180



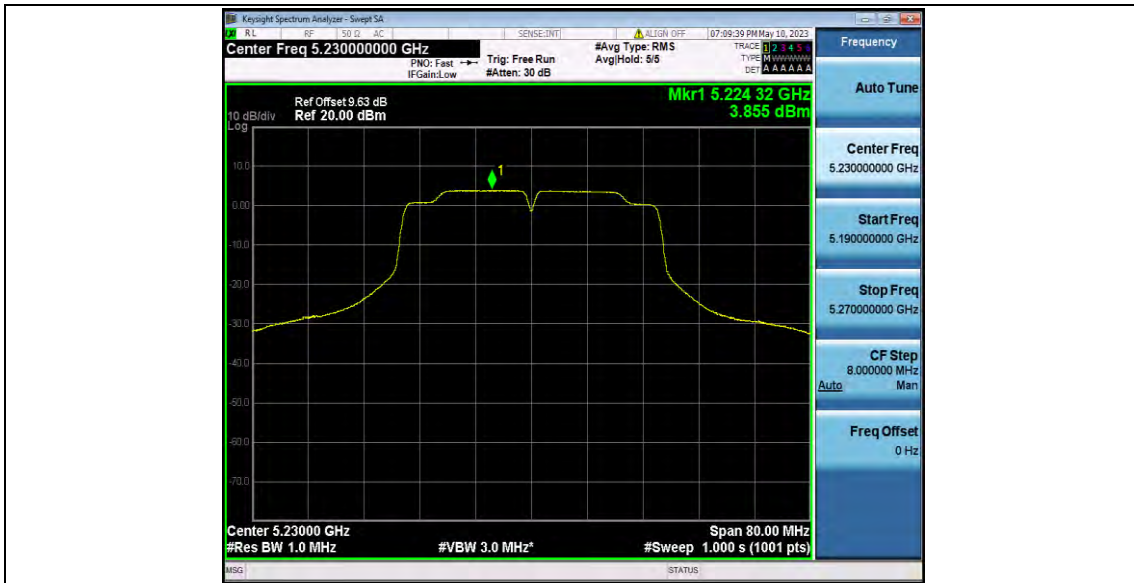
11AC20SISO\_Ant1\_5200



11AC20SISO\_Ant1\_5240



11AC40SISO\_Ant1\_5190



11AC40SISO\_Ant1\_5230



11AC80SISO\_Ant1\_5210





11AX20SISO\_Ant1\_5180



11AX20SISO\_Ant1\_5200



11AX20SISO\_Ant1\_5240



11AX40SISO\_Ant1\_5190



11AX40SISO\_Ant1\_5230



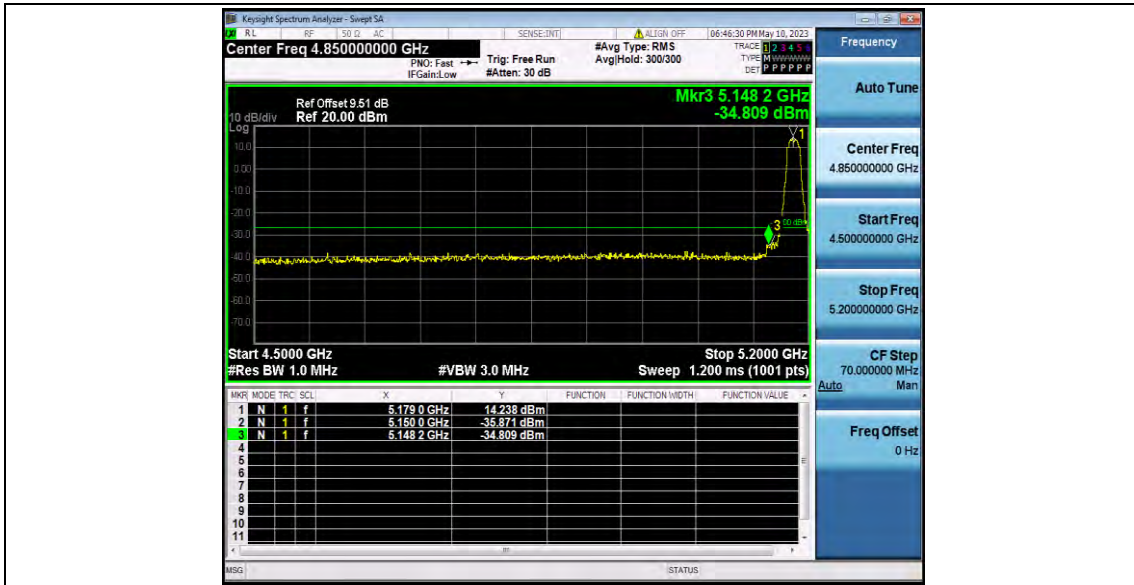
11AX80SISO\_Ant1\_5210

## Appendix D.6: Band edge measurements

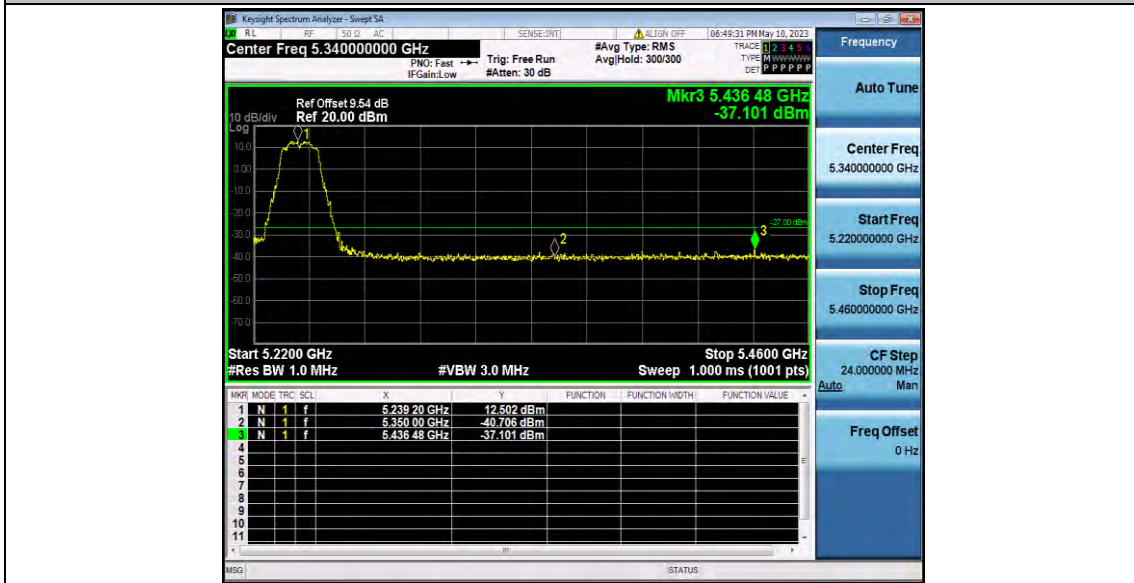
### Test Result B1

TestMode	Antenna	ChName	Frequency[MHz]	Result[dBm]	Limit[dBm]	Verdict
11A	Ant1	Low	5180	-34.81	≤-27	PASS
		High	5240	-37.1	≤-27	PASS
11N20SISO	Ant1	Low	5180	-32.8	≤-27	PASS
		High	5240	-37.55	≤-27	PASS
11N40SISO	Ant1	Low	5190	-27.96	≤-27	PASS
		High	5230	-37.77	≤-27	PASS
11AC20SISO	Ant1	Low	5180	-36.03	≤-27	PASS
		High	5240	-37.55	≤-27	PASS
11AC40SISO	Ant1	Low	5190	-27.77	≤-27	PASS
		High	5230	-37.18	≤-27	PASS
11AC80SISO	Ant1	Low	5210	-28.16	≤-27	PASS
		High	5210	-35.58	≤-27	PASS
11AX20SISO	Ant1	Low	5180	-36.67	≤-27	PASS
		High	5240	-37.98	≤-27	PASS
11AX40SISO	Ant1	Low	5190	-27.68	≤-27	PASS
		High	5230	-37.34	≤-27	PASS
11AX80SISO	Ant1	Low	5210	-33.58	≤-27	PASS
		High	5210	-34.01	≤-27	PASS

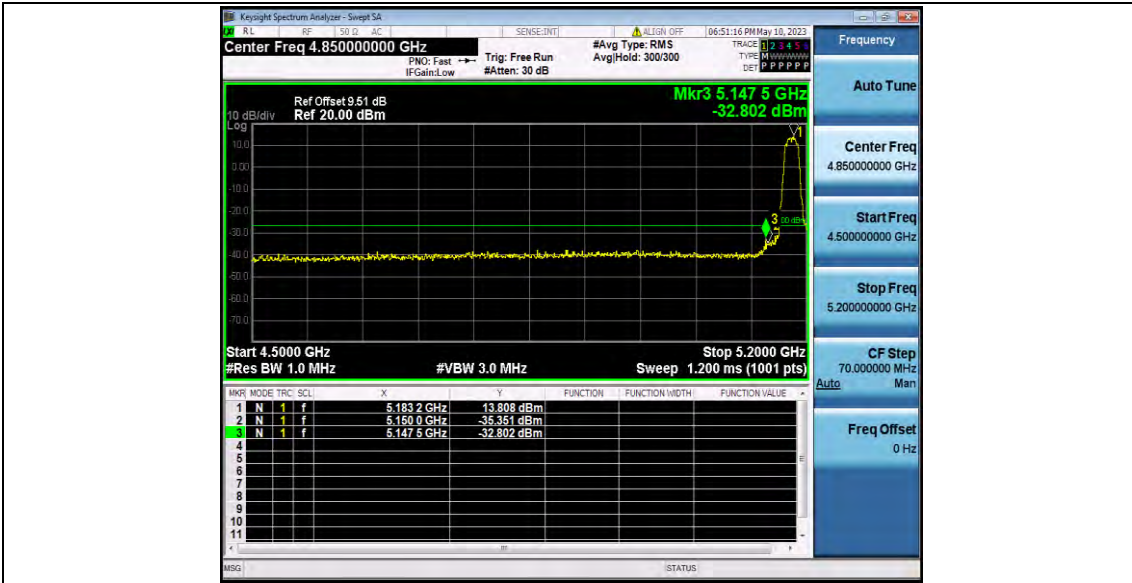
### Test Graphs B1



11A\_Ant1\_Low\_5180



11A\_Ant1\_High\_5240



11N20SISO\_Ant1\_Low\_5180



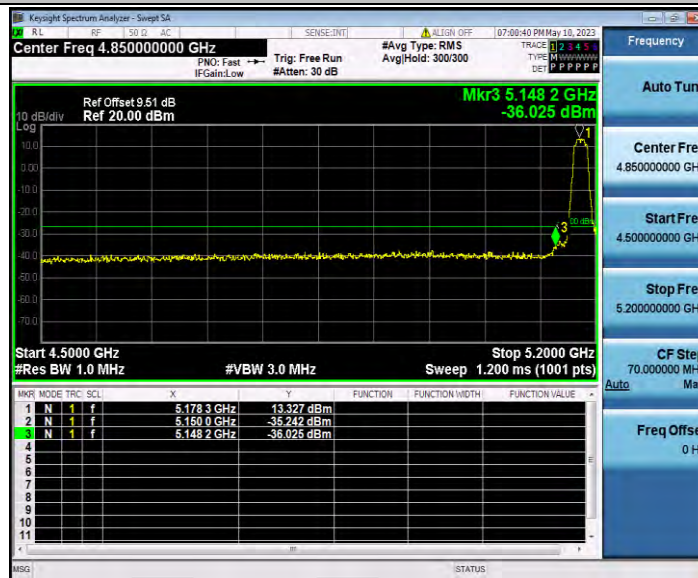
11N20SISO\_Ant1\_High\_5240



11N40SISO\_Ant1\_Low\_5190



11N40SISO\_Ant1\_High\_5230



11AC20SISO\_Ant1\_Low\_5180



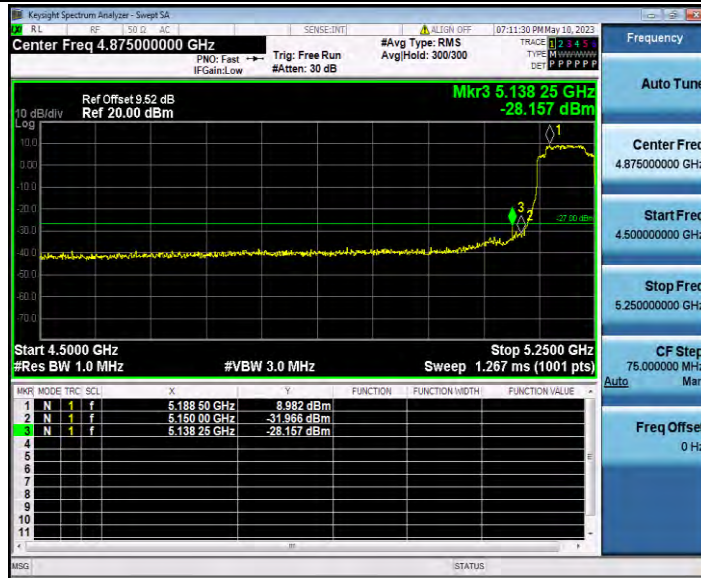
11AC20SISO\_Ant1\_High\_5240



11AC40SISO\_Ant1\_Low\_5190



11AC40SISO\_Ant1\_High\_5230

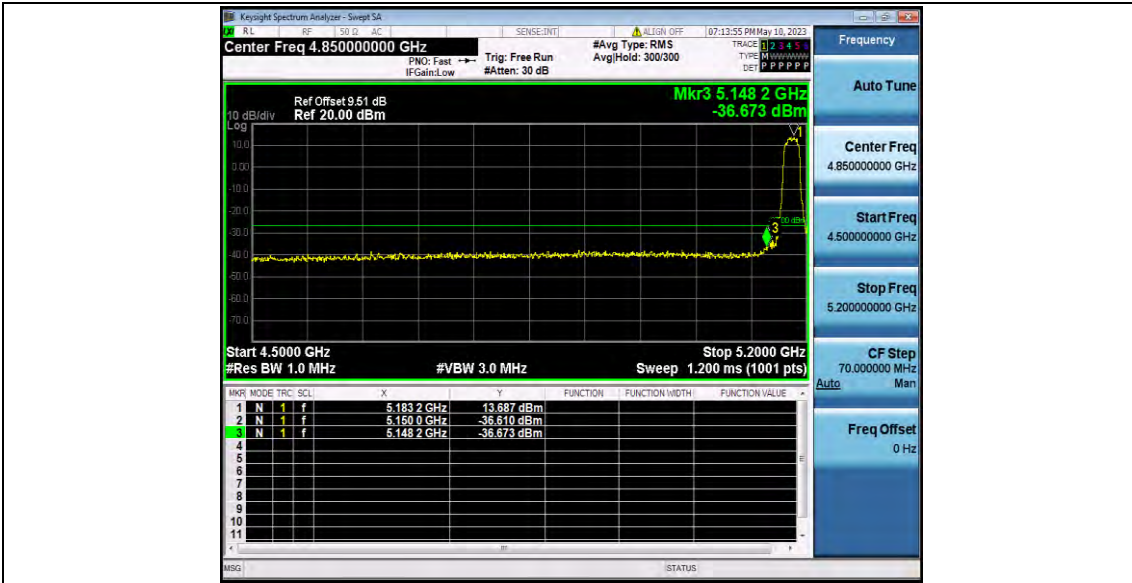


11AC80SISO\_Ant1\_Low\_5210

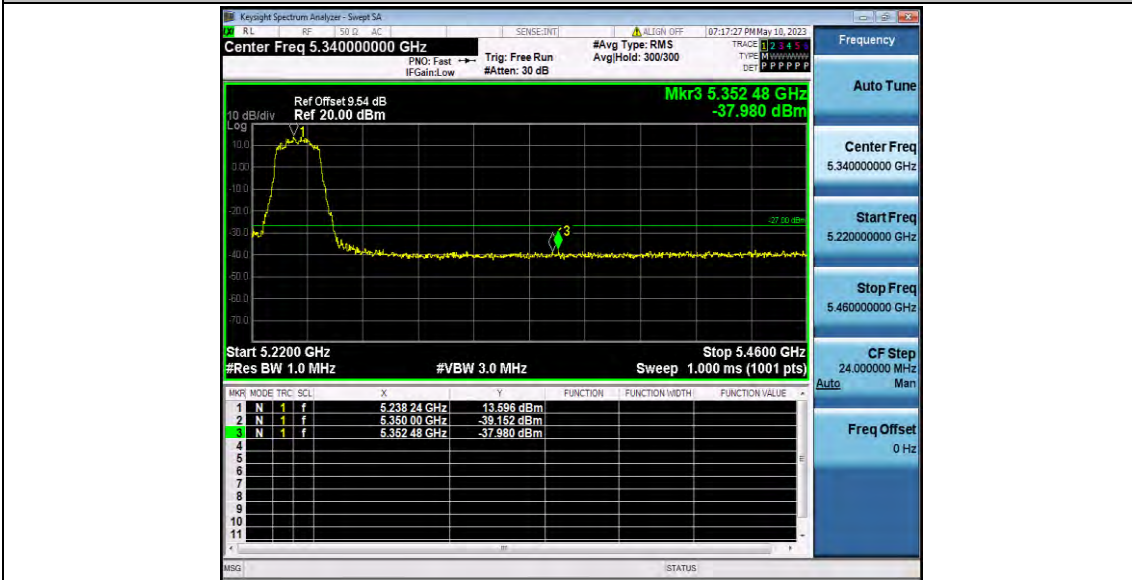


11AC80SISO\_Ant1\_High\_5210





11AX20SISO\_Ant1\_Low\_5180



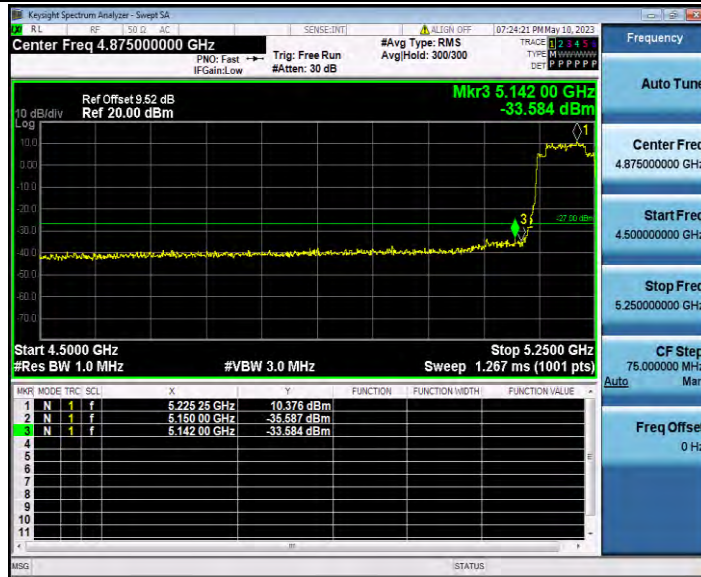
11AX20SISO\_Ant1\_High\_5240



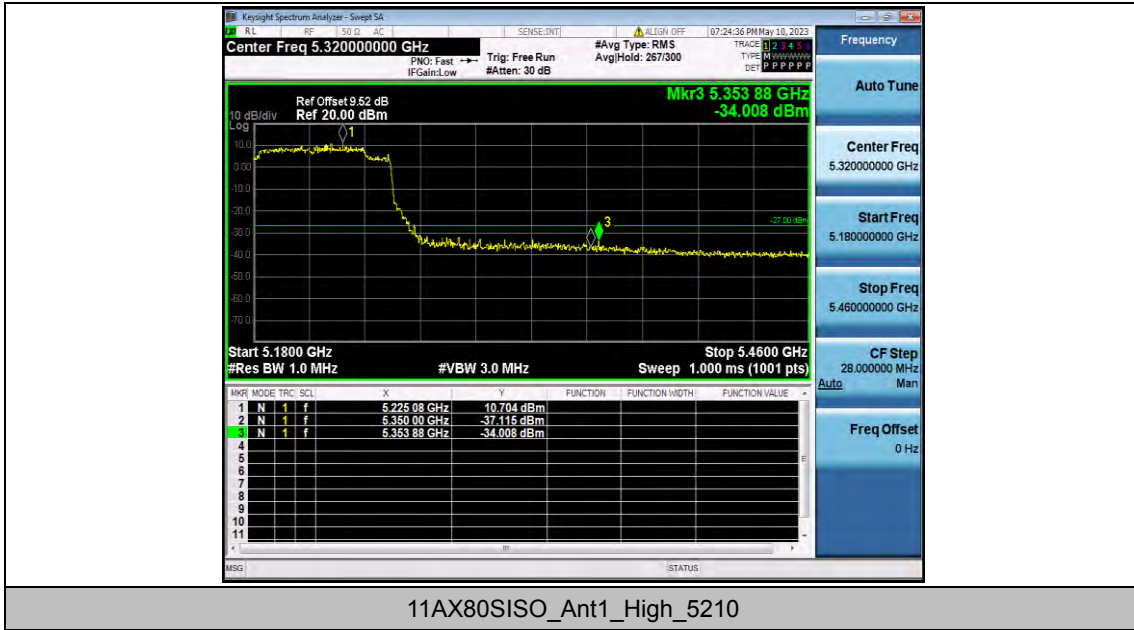
11AX40SISO\_Ant1\_Low\_5190



11AX40SISO\_Ant1\_High\_5230



11AX80SISO\_Ant1\_Low\_5210



11AX80SISO\_Ant1\_High\_5210

## Appendix D.7: Conducted Spurious Emission

### Test Result

TestMode	Antenna	Frequency[MHz]	FreqRange [MHz]	Max. Fre [MHz]	Max. Level [dBm]	Limit [dBm]	Verdict
11A	Ant1	5180	30~5140	5138.64	-44.96	≤-27	PASS
			5360~40000	24768.19	-37.6	≤-27	PASS
		5200	30~5140	2650.07	-46.98	≤-27	PASS
			5360~40000	23578.72	-38.24	≤-27	PASS
		5240	30~5140	5128.76	-47.34	≤-27	PASS
			5360~40000	23522.45	-38.16	≤-27	PASS
11N20SISO	Ant1	5180	30~5140	5136.25	-42	≤-27	PASS
			5360~40000	23469.07	-38.18	≤-27	PASS
		5200	30~5140	4967.79	-46.98	≤-27	PASS
			5360~40000	25171.42	-38.29	≤-27	PASS
		5240	30~5140	5117.52	-47.31	≤-27	PASS
			5360~40000	25578.97	-38.54	≤-27	PASS
11N40SISO	Ant1	5190	30~5140	5138.13	-28.45	≤-27	PASS
			5360~40000	25549.4	-38.01	≤-27	PASS
		5230	30~5140	5137.96	-44.1	≤-27	PASS
			5360~40000	24289.95	-38.22	≤-27	PASS
11AC20SISO	Ant1	5180	30~5140	5137.45	-44.44	≤-27	PASS
			5360~40000	24339.72	-38.18	≤-27	PASS
		5200	30~5140	5006.29	-45.93	≤-27	PASS
			5360~40000	24264.7	-37.55	≤-27	PASS
		5240	30~5140	4975.46	-47.16	≤-27	PASS
			5360~40000	24178.87	-37.78	≤-27	PASS
11AC40SISO	Ant1	5190	30~5140	5130.63	-33.27	≤-27	PASS
			5360~40000	24251.72	-38.13	≤-27	PASS
		5230	30~5140	5133.7	-43.81	≤-27	PASS
			5360~40000	24330.35	-37.43	≤-27	PASS
11AC80SISO	Ant1	5210	30~5140	5102.19	-33.39	≤-27	PASS
			5360~40000	24200.51	-37.47	≤-27	PASS
11AX20SISO	Ant1	5180	30~5140	5139.83	-44.49	≤-27	PASS
			5360~40000	24202.67	-36.84	≤-27	PASS
		5200	30~5140	5004.76	-46.29	≤-27	PASS
			5360~40000	24181.75	-38.25	≤-27	PASS
		5240	30~5140	5087.88	-47.21	≤-27	PASS
			5360~40000	24892.26	-37.2	≤-27	PASS
11AX40SISO	Ant1	5190	30~5140	5126.71	-32.6	≤-27	PASS
			5360~40000	26547	-37.67	≤-27	PASS

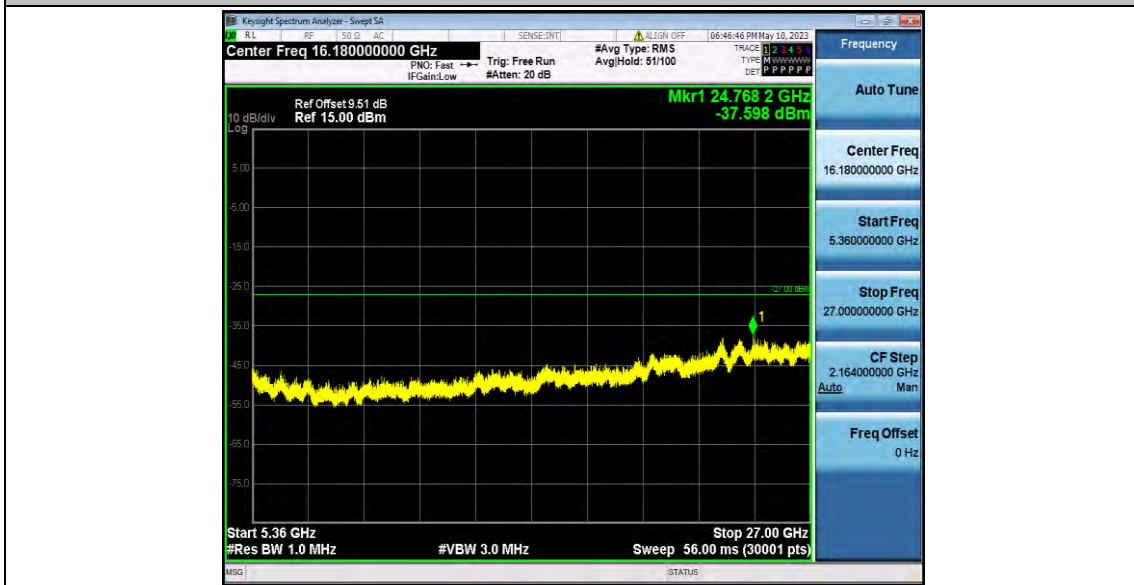
---

		5230	30~5140	5135.74	-42.77	$\leq -27$	PASS
			5360~40000	24202.67	-37.84	$\leq -27$	PASS
11AX80SISO	Ant1	5210	30~5140	5132.16	-36.21	$\leq -27$	PASS
			5360~40000	24281.29	-38.26	$\leq -27$	PASS

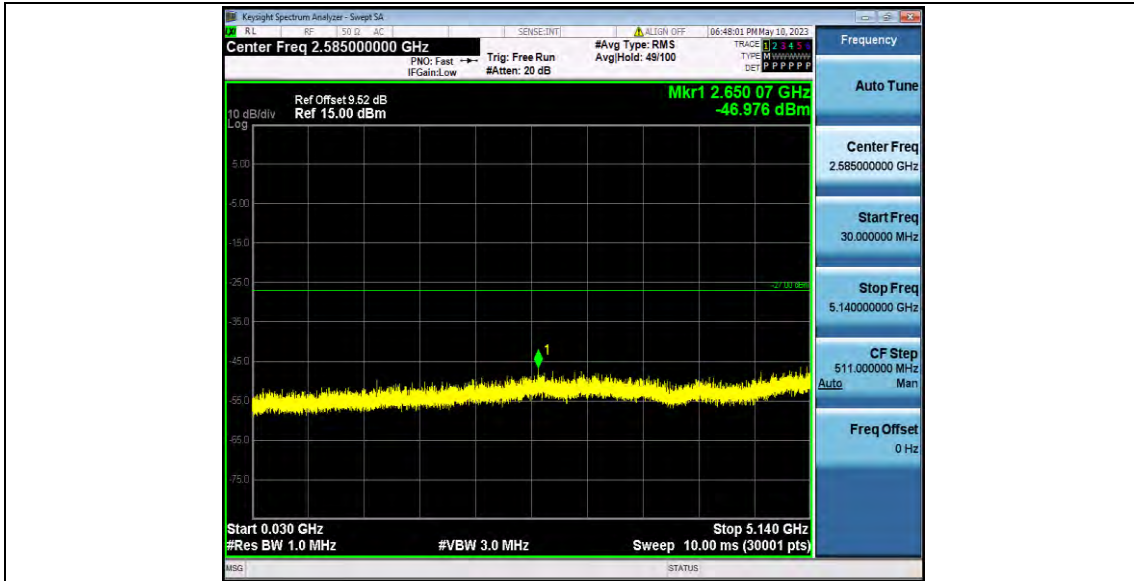
## Test Graphs



11A\_Ant1\_5180\_30~5140



11A\_Ant1\_5180\_5360~40000



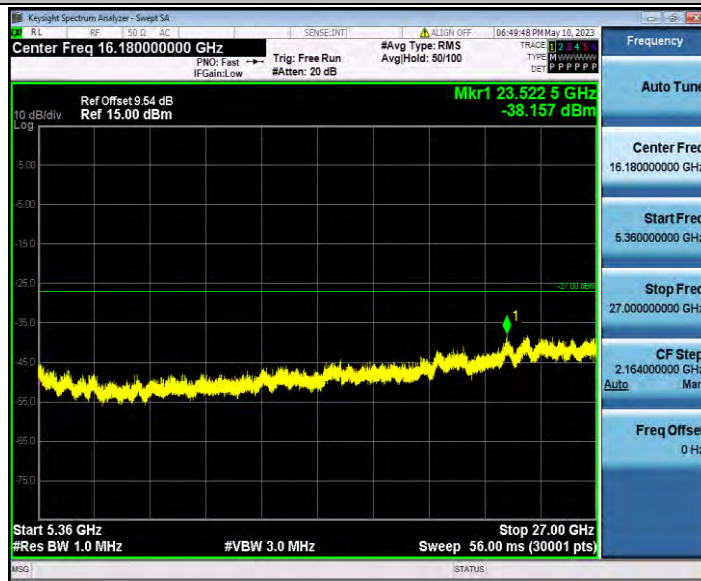
11A\_Ant1\_5200\_30~5140



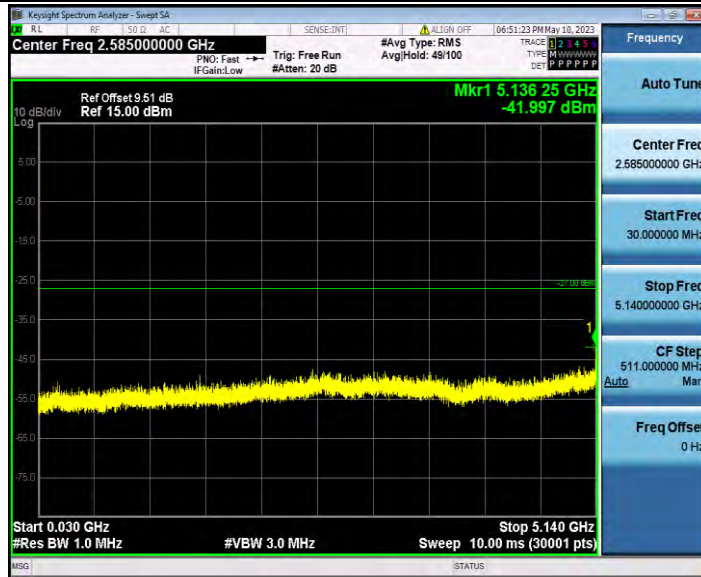
11A\_Ant1\_5200\_5360~40000



11A\_Ant1\_5240\_30~5140



11A\_Ant1\_5240\_5360~40000

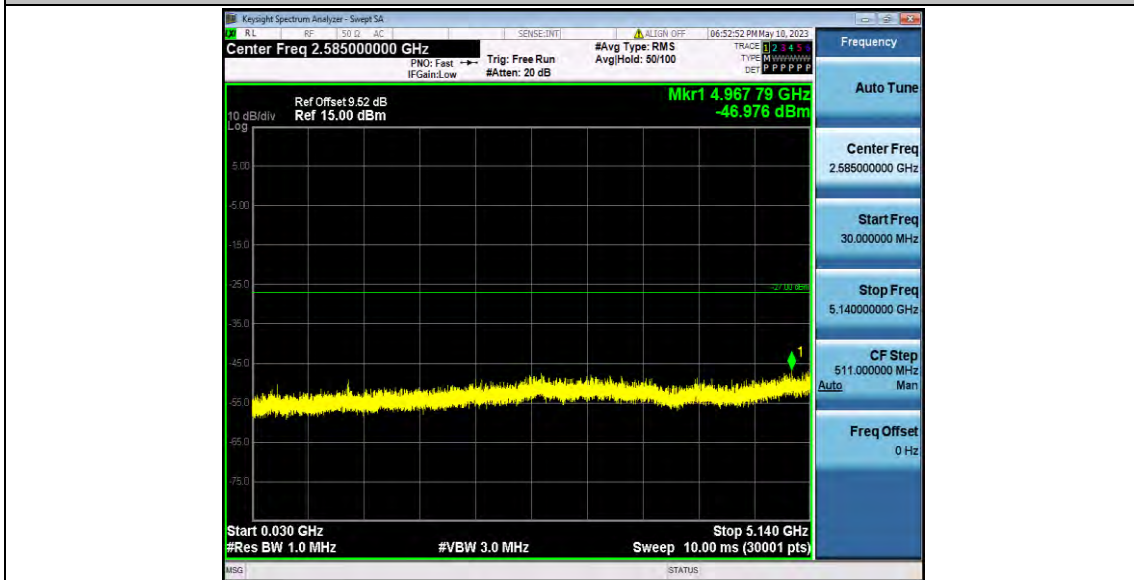


11N20SISO\_Ant1\_5180\_30~5140





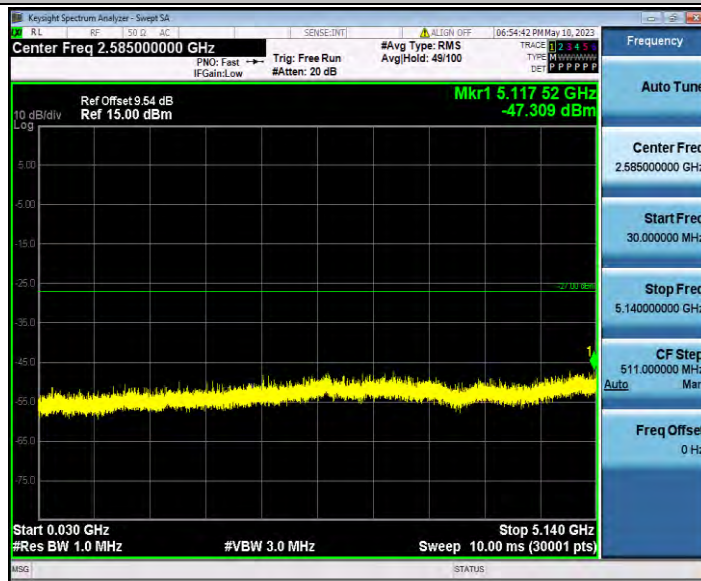
11N20SISO\_Ant1\_5180\_5360~40000



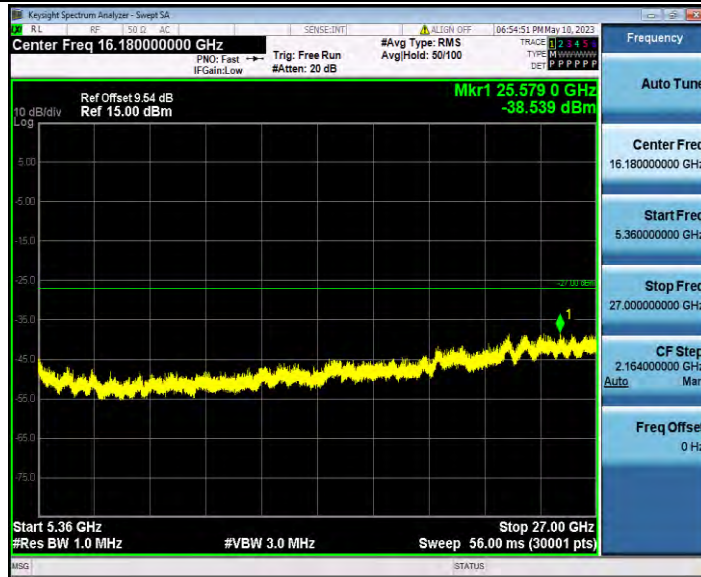
11N20SISO\_Ant1\_5200\_30~5140



11N20SISO\_Ant1\_5200\_5360~40000



11N20SISO\_Ant1\_5240\_30~5140



11N20SISO\_Ant1\_5240\_5360~40000



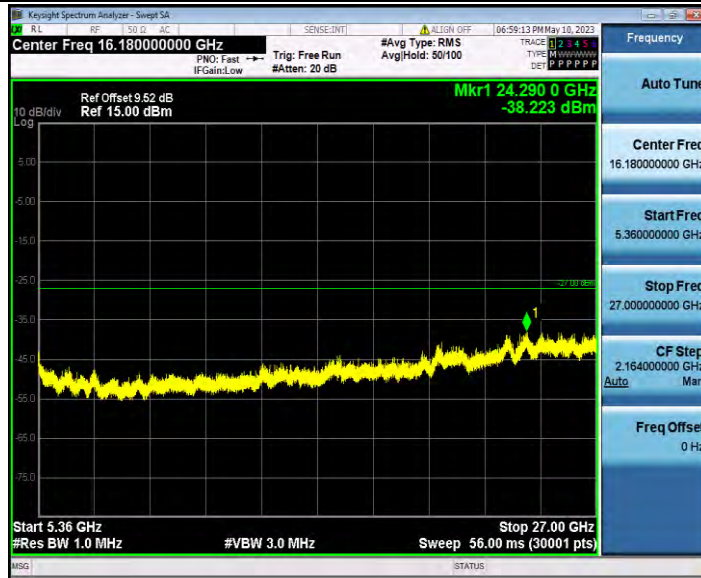
11N40SISO\_Ant1\_5190\_30~5140



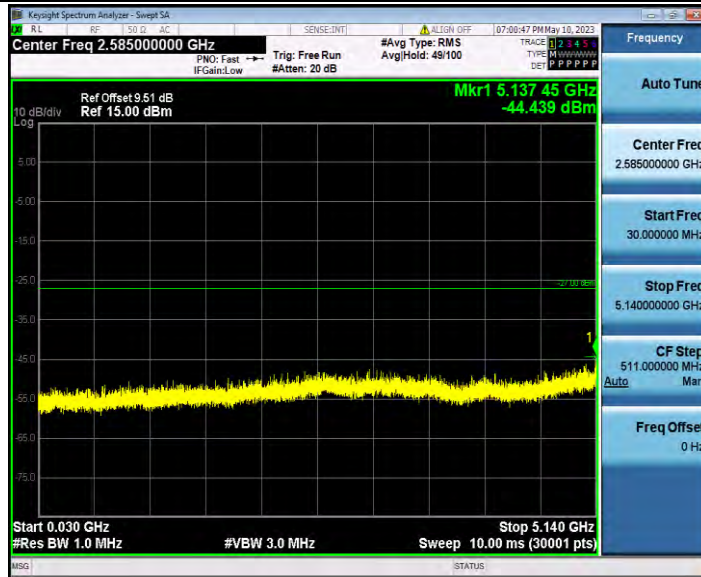
11N40SISO\_Ant1\_5190\_5360~40000



11N40SISO\_Ant1\_5230\_30~5140



11N40SISO\_Ant1\_5230\_5360~40000



11AC20SISO\_Ant1\_5180\_30~5140



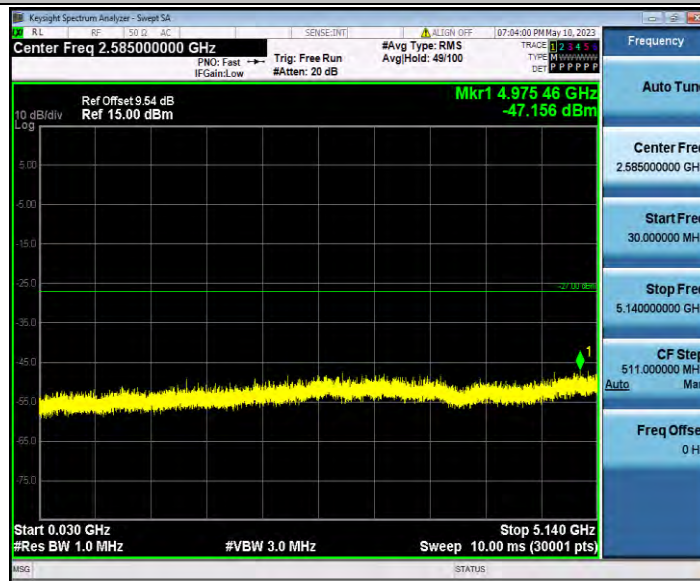
11AC20SISO\_Ant1\_5180\_5360~4000



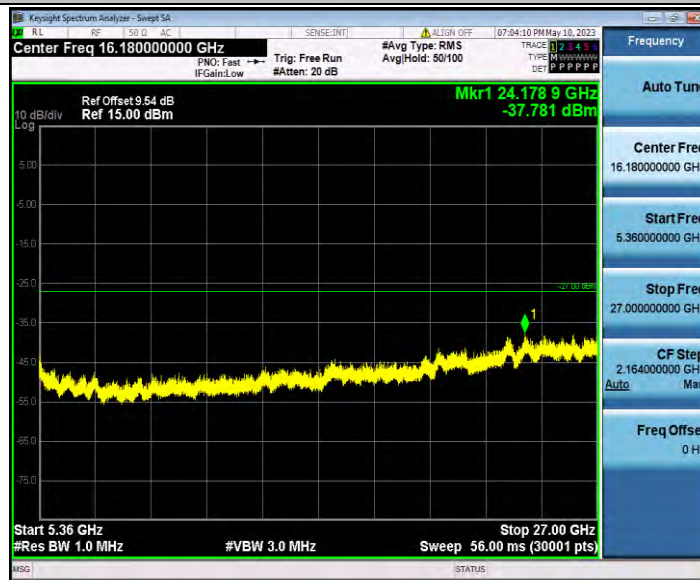
11AC20SISO\_Ant1\_5200\_30~5140



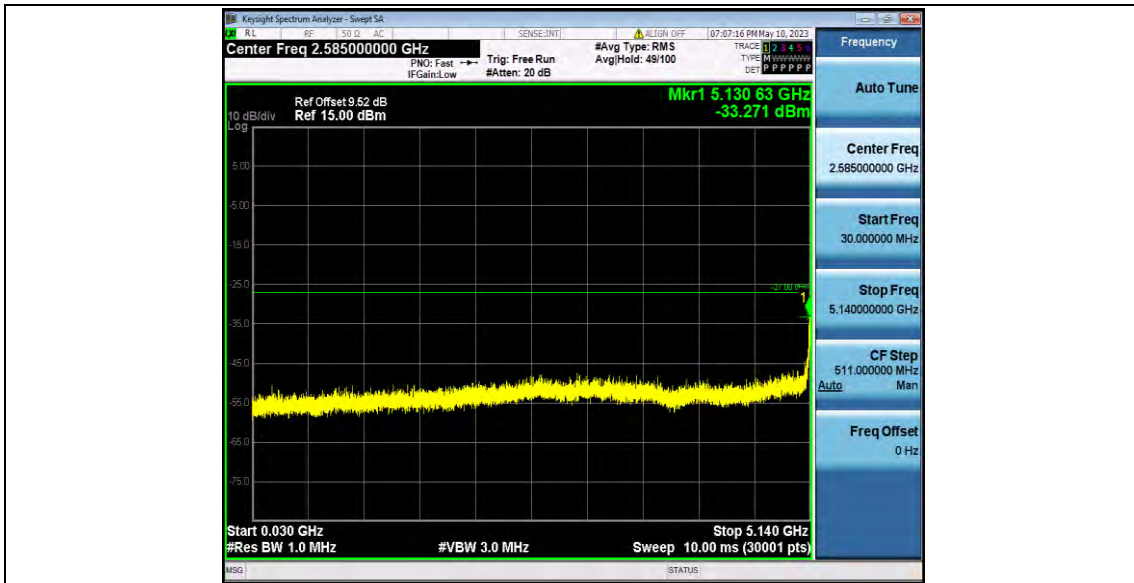
11AC20SISO\_Ant1\_5200\_5360~40000



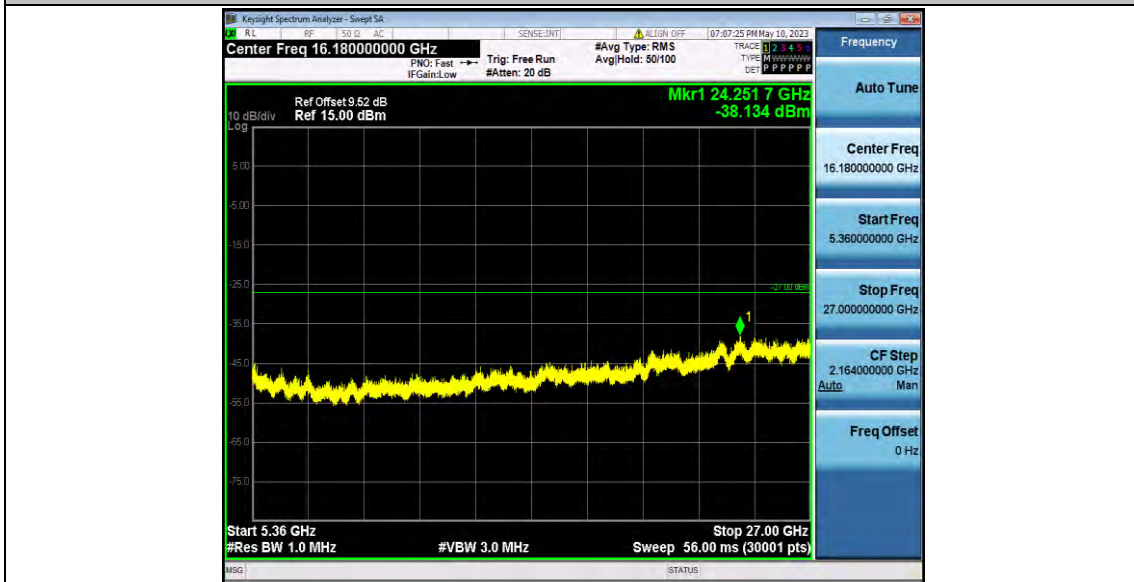
11AC20SISO\_Ant1\_5240\_30~5140



11AC20SISO\_Ant1\_5240\_5360~40000



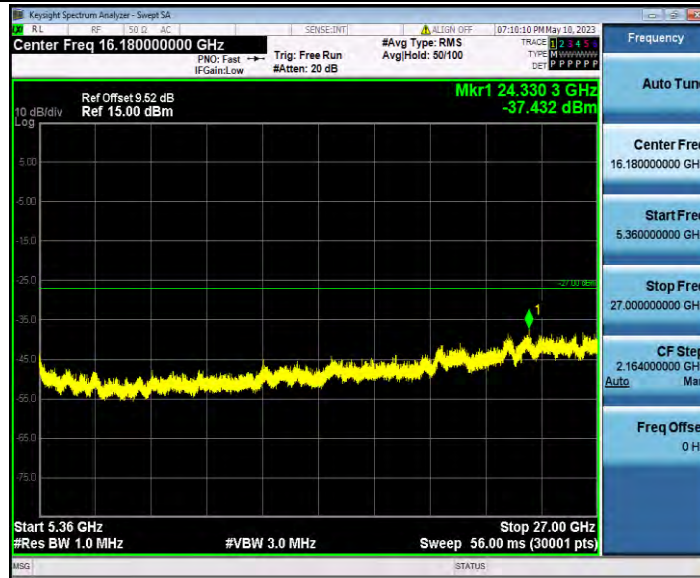
11AC40SISO\_Ant1\_5190\_30~5140



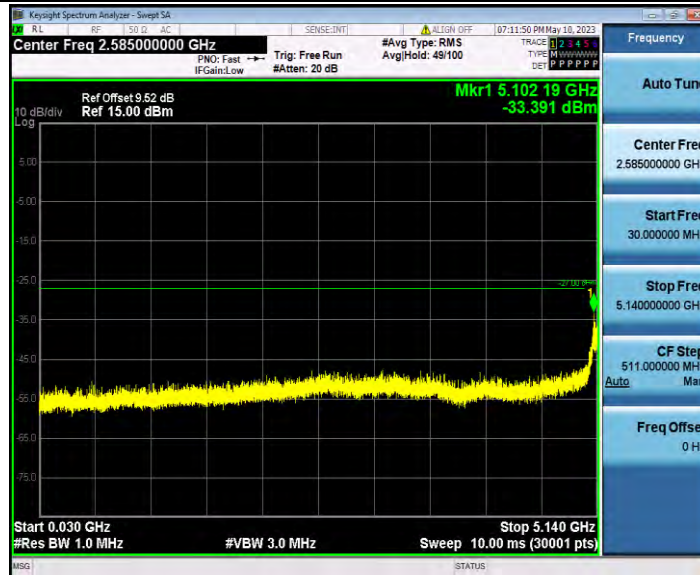
11AC40SISO\_Ant1\_5190\_5360~40000



11AC40SISO\_Ant1\_5230\_30~5140



11AC40SISO\_Ant1\_5230\_5360~40000



11AC80SISO\_Ant1\_5210\_30~5140





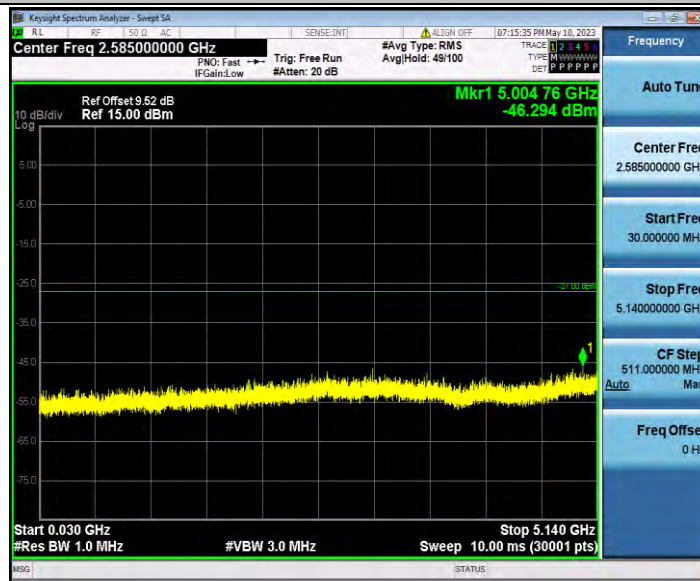
11AC80SISO\_Ant1\_5210\_5360~4000



11AX20SISO\_Ant1\_5180\_30~5140



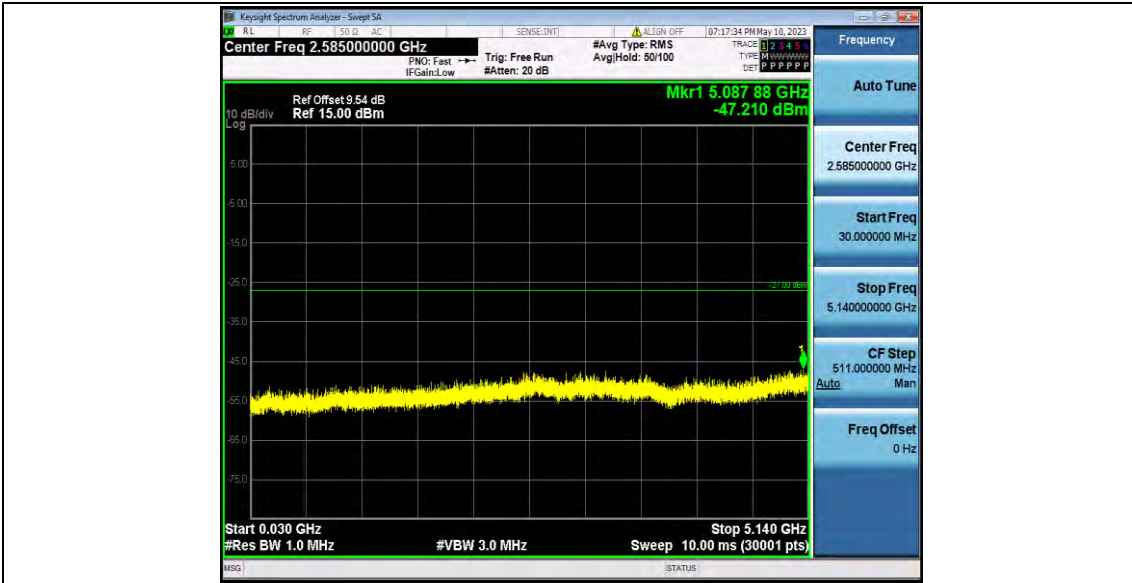
11AX20SISO\_Ant1\_5180\_5360~40000



11AX20SISO\_Ant1\_5200\_30~5140



11AX20SISO\_Ant1\_5200\_5360~40000



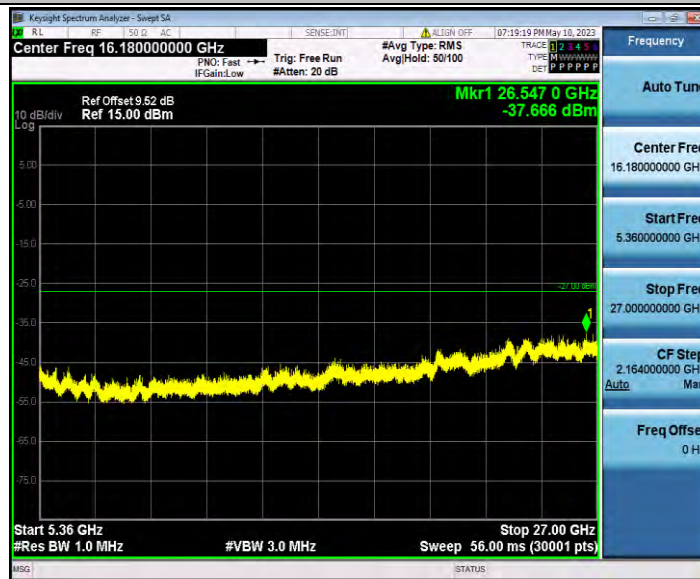
11AX20SISO\_Ant1\_5240\_30~5140



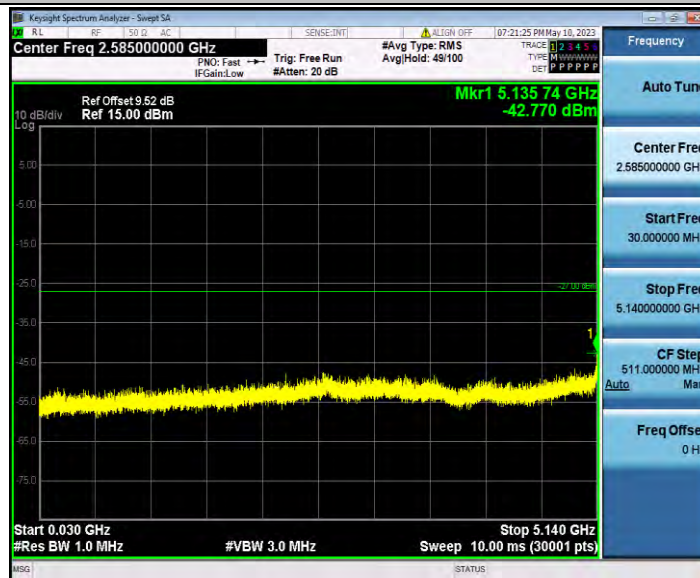
11AX20SISO\_Ant1\_5240\_5360~40000



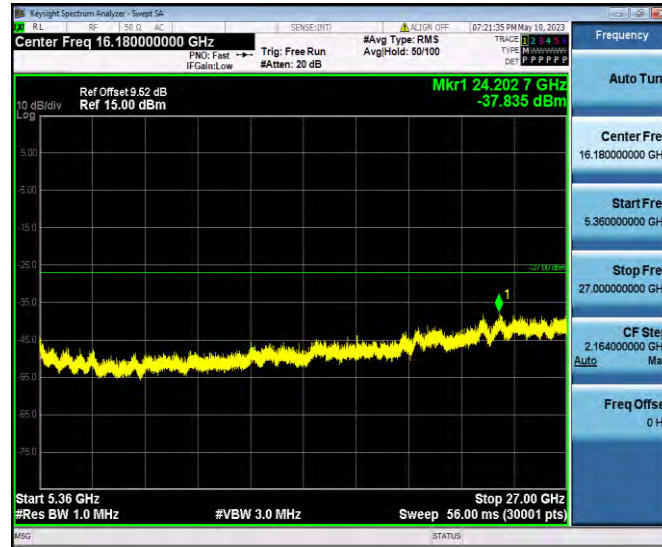
11AX40SISO\_Ant1\_5190\_30~5140



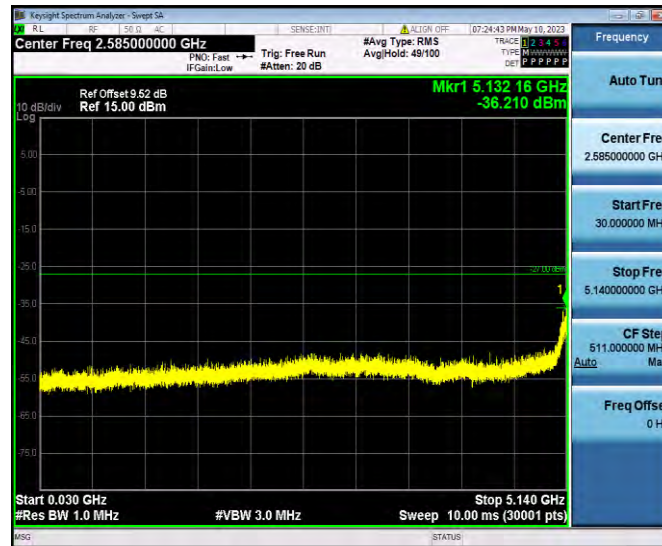
11AX40SISO\_Ant1\_5190\_5360~40000



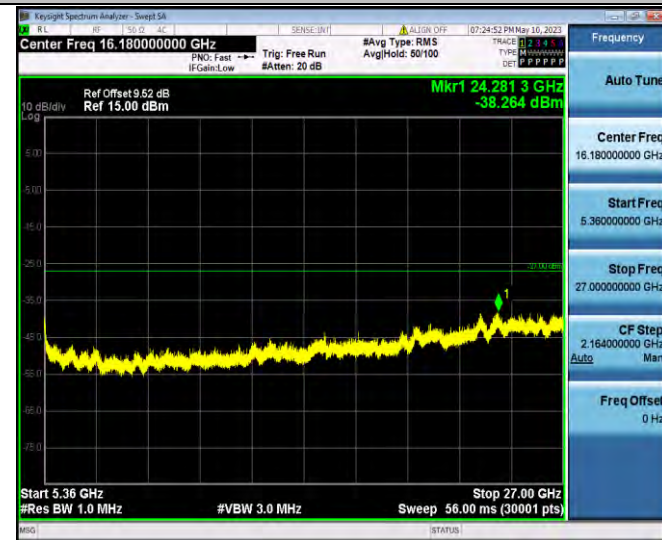
11AX40SISO\_Ant1\_5230\_30~5140



11AX40SISO\_Ant1\_5230\_5360~4000



11AX80SISO\_Ant1\_5210\_30~5140



11AX80SISO\_Ant1\_5210\_5360~4000