

Test Plot 1#: GSM 850_Head Left Cheek_Middle

DUT: Ultimate; Type: Ultimate DragonX; Serial: RSZ201224003-SA-S1;

Communication System: Generic GSM; Frequency: 836.6 MHz; Duty Cycle: 1:8
 Medium parameters used: $f = 836.6 \text{ MHz}$; $\sigma = 0.892 \text{ S/m}$; $\epsilon_r = 40.502$; $\rho = 1000 \text{ kg/m}^3$;
 Phantom section: Left Section

DASY5 Configuration:

- Probe: EX3DV4 - SN7522; ConvF(9.92, 9.92, 9.92) @836.6 MHz;
- Sensor-Surface: 4mm (Mechanical Surface Detection)
- Electronics: DAE4 SN1562; Calibrated: 3/3/2020
- Phantom: SAM-Twin V8.0 P1aP2a; Type: QD 000 P41 AA; Serial: 1962
- Measurement SW: DASY52, Version 52.10 (2) ;

Area Scan (71x91x1): Interpolated grid: $dx=1.500 \text{ mm}$, $dy=1.500 \text{ mm}$

Maximum value of SAR (interpolated) = 0.267 W/kg

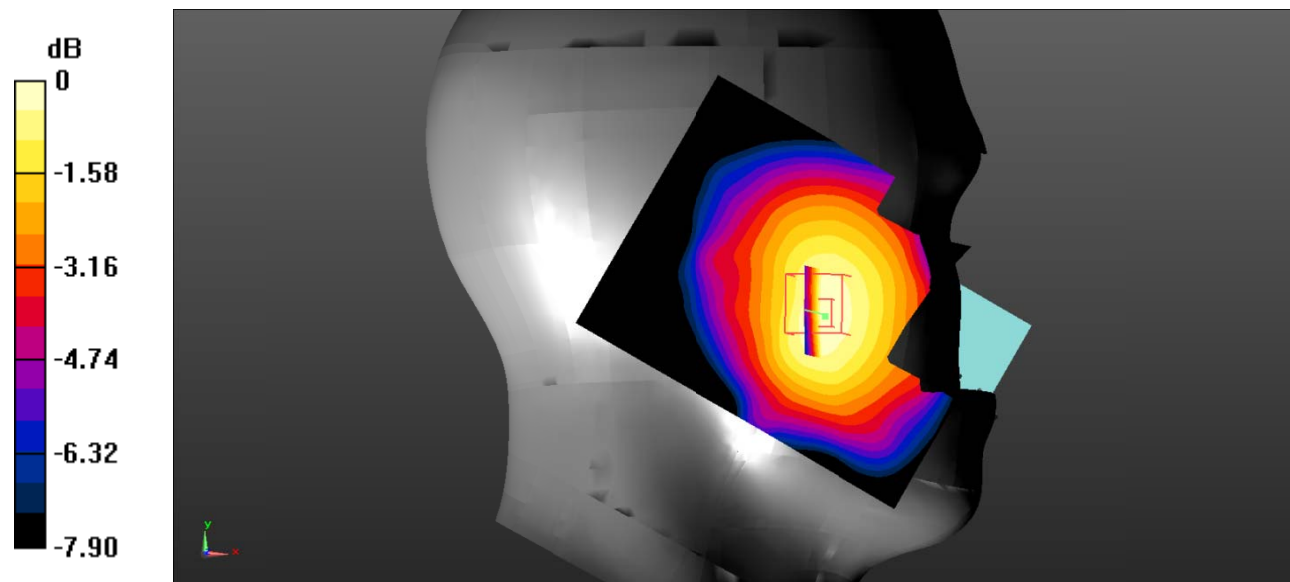
Zoom Scan (5x5x7)/Cube 0: Measurement grid: $dx=8\text{mm}$, $dy=8\text{mm}$, $dz=5\text{mm}$

Reference Value = 5.917 V/m; Power Drift = -0.16 dB

Peak SAR (extrapolated) = 0.313 W/kg

SAR(1 g) = 0.254 W/kg; SAR(10 g) = 0.197 W/kg

Maximum value of SAR (measured) = 0.266 W/kg



0 dB = 0.266 W/kg = -5.75 dBW/kg

Test Plot 2#: GSM 850_Head Left Tilt_Middle

DUT: Ultimate; Type: Ultimate DragonX; Serial: RSZ201224003-SA-S1;

Communication System: Generic GSM; Frequency: 836.6 MHz; Duty Cycle: 1:8
 Medium parameters used: $f = 836.6 \text{ MHz}$; $\sigma = 0.892 \text{ S/m}$; $\epsilon_r = 40.502$; $\rho = 1000 \text{ kg/m}^3$;
 Phantom section: Left Section

DASY5 Configuration:

- Probe: EX3DV4 - SN7522; ConvF(9.92, 9.92, 9.92) @836.6 MHz;
- Sensor-Surface: 4mm (Mechanical Surface Detection)
- Electronics: DAE4 SN1562; Calibrated: 3/3/2020
- Phantom: SAM-Twin V8.0 P1aP2a; Type: QD 000 P41 AA; Serial: 1962
- Measurement SW: DASY52, Version 52.10 (2) ;

Area Scan (71x91x1): Interpolated grid: $dx=1.500 \text{ mm}$, $dy=1.500 \text{ mm}$

Maximum value of SAR (interpolated) = 0.184 W/kg

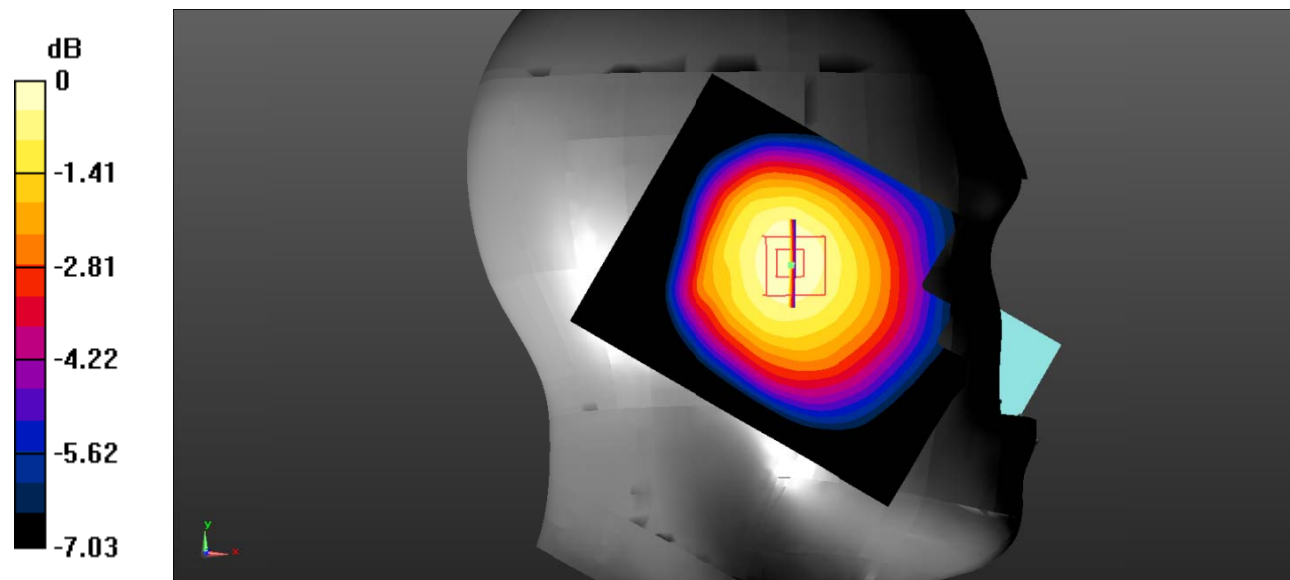
Zoom Scan (5x5x7)/Cube 0: Measurement grid: $dx=8\text{mm}$, $dy=8\text{mm}$, $dz=5\text{mm}$

Reference Value = 10.45 V/m; Power Drift = 0.00 dB

Peak SAR (extrapolated) = 0.215 W/kg

SAR(1 g) = 0.176 W/kg; SAR(10 g) = 0.138 W/kg

Maximum value of SAR (measured) = 0.183 W/kg



0 dB = 0.183 W/kg = -7.38 dBW/kg

Test Plot 3#: GSM 850_Head Right Cheek_Middle

DUT: Ultimate; Type: Ultimate DragonX; Serial: RSZ201224003-SA-S1;

Communication System: Generic GSM; Frequency: 836.6 MHz; Duty Cycle: 1:8
 Medium parameters used: $f = 836.6 \text{ MHz}$; $\sigma = 0.892 \text{ S/m}$; $\epsilon_r = 40.502$; $\rho = 1000 \text{ kg/m}^3$;
 Phantom section: Right Section

DASY5 Configuration:

- Probe: EX3DV4 - SN7522; ConvF(9.92, 9.92, 9.92) @836.6 MHz;
- Sensor-Surface: 4mm (Mechanical Surface Detection)
- Electronics: DAE4 SN1562; Calibrated: 3/3/2020
- Phantom: SAM-Twin V8.0 P1aP2a; Type: QD 000 P41 AA; Serial: 1962
- Measurement SW: DASY52, Version 52.10 (2) ;

Area Scan (71x91x1): Interpolated grid: $dx=1.500 \text{ mm}$, $dy=1.500 \text{ mm}$

Maximum value of SAR (interpolated) = 0.303 W/kg

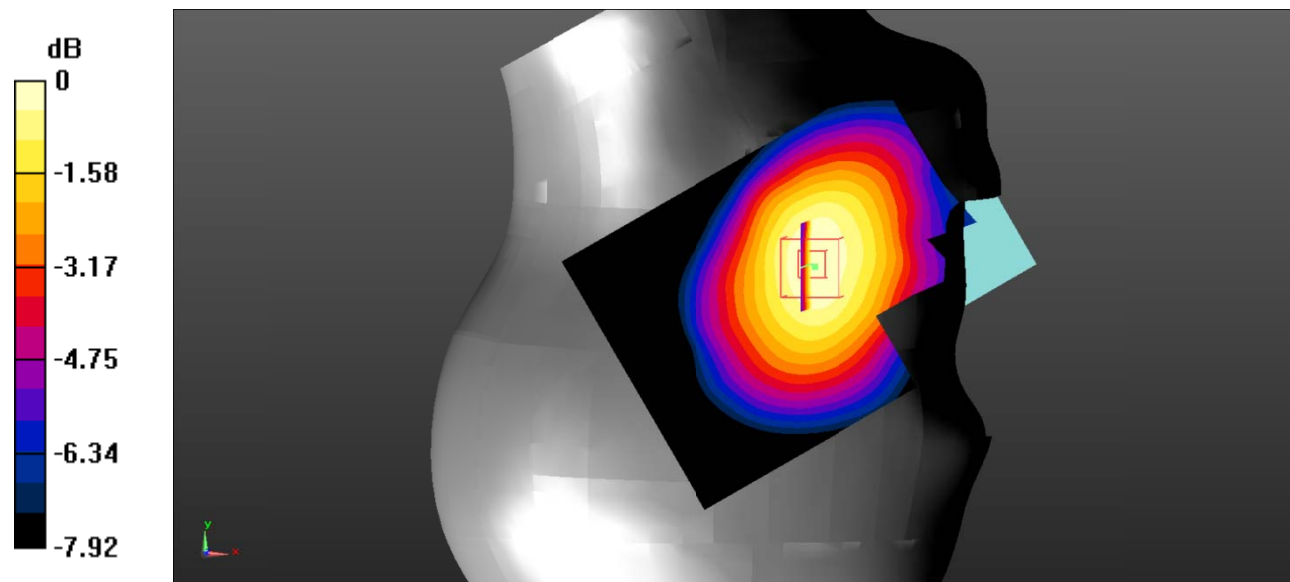
Zoom Scan (5x5x7)/Cube 0: Measurement grid: $dx=8\text{mm}$, $dy=8\text{mm}$, $dz=5\text{mm}$

Reference Value = 6.749 V/m; Power Drift = -0.15 dB

Peak SAR (extrapolated) = 0.353 W/kg

SAR(1 g) = 0.289 W/kg; SAR(10 g) = 0.224 W/kg

Maximum value of SAR (measured) = 0.301 W/kg



0 dB = 0.301 W/kg = -5.21 dBW/kg

Test Plot 4#: GSM 850_Head Right Tilt_Middle

DUT: Ultimate; Type: Ultimate DragonX; Serial: RSZ201224003-SA-S1;

Communication System: Generic GSM; Frequency: 836.6 MHz; Duty Cycle: 1:8
 Medium parameters used: $f = 836.6 \text{ MHz}$; $\sigma = 0.892 \text{ S/m}$; $\epsilon_r = 40.502$; $\rho = 1000 \text{ kg/m}^3$;
 Phantom section: Right Section

DASY5 Configuration:

- Probe: EX3DV4 - SN7522; ConvF(9.92, 9.92, 9.92) @836.6 MHz;
- Sensor-Surface: 4mm (Mechanical Surface Detection)
- Electronics: DAE4 SN1562; Calibrated: 3/3/2020
- Phantom: SAM-Twin V8.0 P1aP2a; Type: QD 000 P41 AA; Serial: 1962
- Measurement SW: DASY52, Version 52.10 (2) ;

Area Scan (71x91x1): Interpolated grid: $dx=1.500 \text{ mm}$, $dy=1.500 \text{ mm}$

Maximum value of SAR (interpolated) = 0.174 W/kg

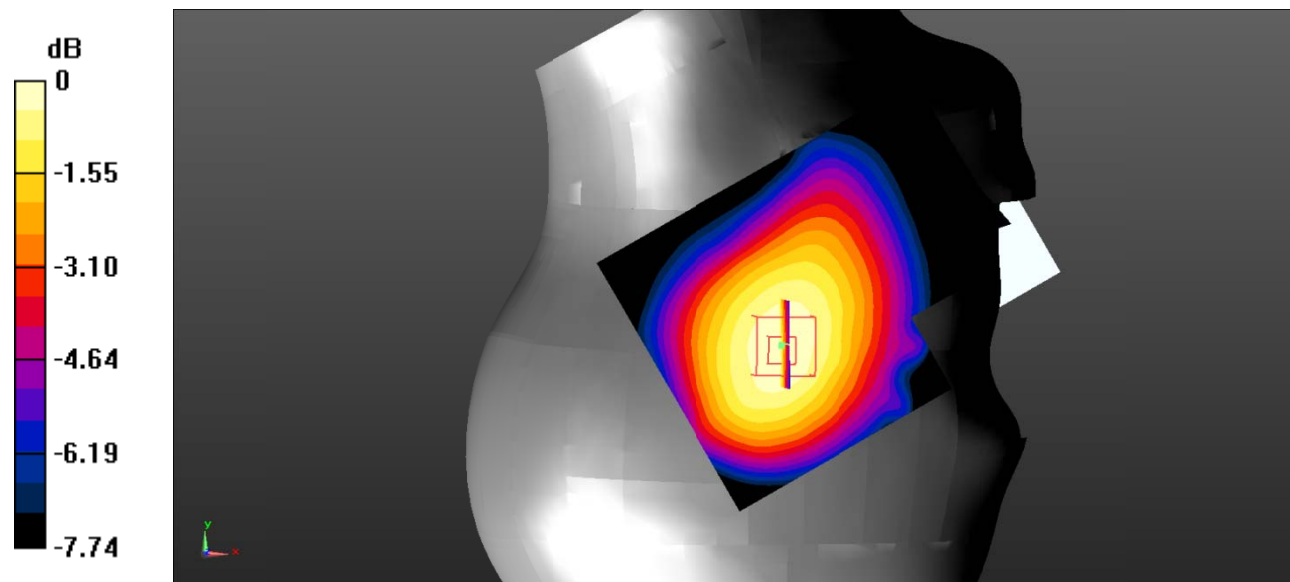
Zoom Scan (5x5x7)/Cube 0: Measurement grid: $dx=8\text{mm}$, $dy=8\text{mm}$, $dz=5\text{mm}$

Reference Value = 11.02 V/m; Power Drift = -0.11 dB

Peak SAR (extrapolated) = 0.207 W/kg

SAR(1 g) = 0.169 W/kg; SAR(10 g) = 0.132 W/kg

Maximum value of SAR (measured) = 0.176 W/kg



0 dB = 0.176 W/kg = -7.54 dBW/kg

Test Plot 5#: GSM 850_Body Worn Back_Middle

DUT: Ultimate; Type: Ultimate DragonX; Serial: RSZ201224003-SA-S1;

Communication System: Generic GSM; Frequency: 836.6 MHz; Duty Cycle: 1:8
 Medium parameters used: $f = 836.6 \text{ MHz}$; $\sigma = 0.892 \text{ S/m}$; $\epsilon_r = 40.502$; $\rho = 1000 \text{ kg/m}^3$;
 Phantom section: Flat Section

DASY5 Configuration:

- Probe: EX3DV4 - SN7522; ConvF(9.92, 9.92, 9.92) @836.6 MHz;
- Sensor-Surface: 4mm (Mechanical Surface Detection)
- Electronics: DAE4 SN1562; Calibrated: 3/3/2020
- Phantom: SAM-Twin V8.0 P1aP2a; Type: QD 000 P41 AA; Serial: 1962
- Measurement SW: DASY52, Version 52.10 (2) ;

Area Scan (71x91x1): Interpolated grid: $dx=1.500 \text{ mm}$, $dy=1.500 \text{ mm}$

Maximum value of SAR (interpolated) = 0.320 W/kg

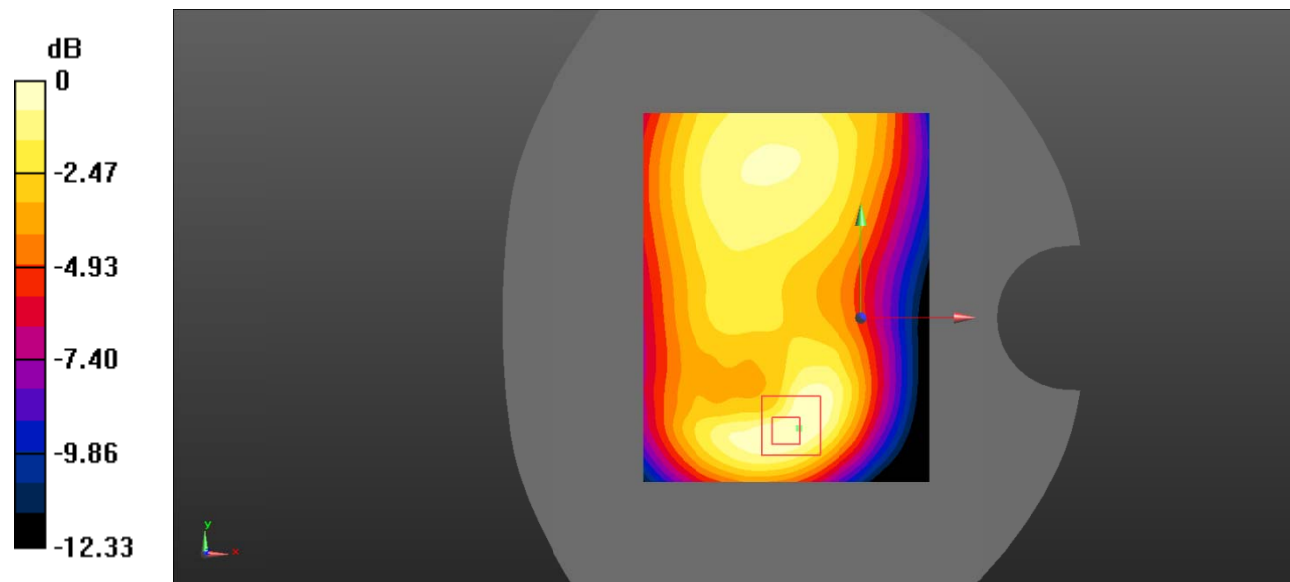
Zoom Scan (5x5x7)/Cube 0: Measurement grid: $dx=8\text{mm}$, $dy=8\text{mm}$, $dz=5\text{mm}$

Reference Value = 13.64 V/m; Power Drift = 0.00 dB

Peak SAR (extrapolated) = 0.489 W/kg

SAR(1 g) = 0.292 W/kg; SAR(10 g) = 0.175 W/kg

Maximum value of SAR (measured) = 0.315 W/kg



0 dB = 0.315 W/kg = -5.02 dBW/kg

Test Plot 6#: GSM 850_Body Back_Middle

DUT: Ultimate; Type: Ultimate DragonX; Serial: RSZ201224003-SA-S1;

Communication System: Generic GPRS-2 slots; Frequency: 836.6 MHz; Duty Cycle: 1:4
 Medium parameters used: $f = 836.6 \text{ MHz}$; $\sigma = 0.892 \text{ S/m}$; $\epsilon_r = 40.502$; $\rho = 1000 \text{ kg/m}^3$;
 Phantom section: Flat Section

DASY5 Configuration:

- Probe: EX3DV4 - SN7522; ConvF(9.92, 9.92, 9.92) @836.6 MHz;
- Sensor-Surface: 4mm (Mechanical Surface Detection)
- Electronics: DAE4 SN1562; Calibrated: 3/3/2020
- Phantom: SAM-Twin V8.0 P1aP2a; Type: QD 000 P41 AA; Serial: 1962
- Measurement SW: DASY52, Version 52.10 (2) ;

Area Scan (71x91x1): Interpolated grid: $dx=1.500 \text{ mm}$, $dy=1.500 \text{ mm}$

Maximum value of SAR (interpolated) = 0.388 W/kg

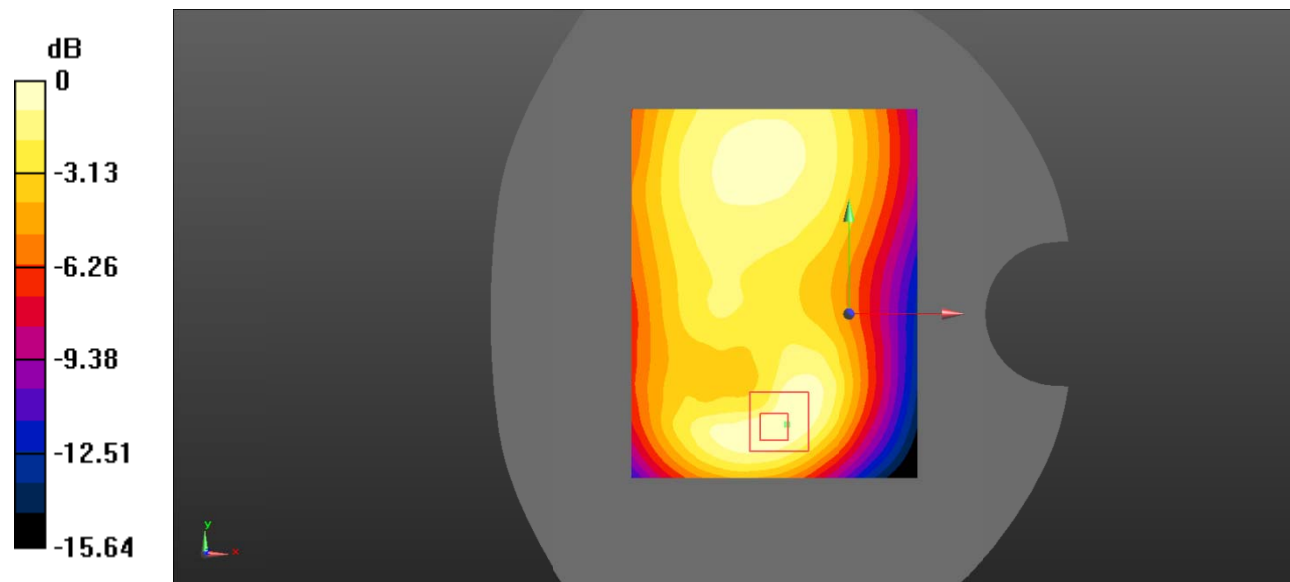
Zoom Scan (5x5x7)/Cube 0: Measurement grid: $dx=8\text{mm}$, $dy=8\text{mm}$, $dz=5\text{mm}$

Reference Value = 15.21 V/m; Power Drift = 0.08 dB

Peak SAR (extrapolated) = 0.589 W/kg

SAR(1 g) = 0.354 W/kg; SAR(10 g) = 0.211 W/kg

Maximum value of SAR (measured) = 0.382 W/kg



0 dB = 0.382 W/kg = -4.18 dBW/kg

Test Plot 7#: GSM 850_Body Left_Middle

DUT: Ultimate; Type: Ultimate DragonX; Serial: RSZ201224003-SA-S1;

Communication System: Generic GPRS-2 slots; Frequency: 836.6 MHz; Duty Cycle: 1:4
 Medium parameters used: $f = 836.6 \text{ MHz}$; $\sigma = 0.892 \text{ S/m}$; $\epsilon_r = 40.502$; $\rho = 1000 \text{ kg/m}^3$;
 Phantom section: Flat Section

DASY5 Configuration:

- Probe: EX3DV4 - SN7522; ConvF(9.92, 9.92, 9.92) @836.6 MHz;
- Sensor-Surface: 4mm (Mechanical Surface Detection)
- Electronics: DAE4 SN1562; Calibrated: 3/3/2020
- Phantom: SAM-Twin V8.0 P1aP2a; Type: QD 000 P41 AA; Serial: 1962
- Measurement SW: DASY52, Version 52.10 (2) ;

Area Scan (71x91x1): Interpolated grid: $dx=1.500 \text{ mm}$, $dy=1.500 \text{ mm}$

Maximum value of SAR (interpolated) = 0.118 W/kg

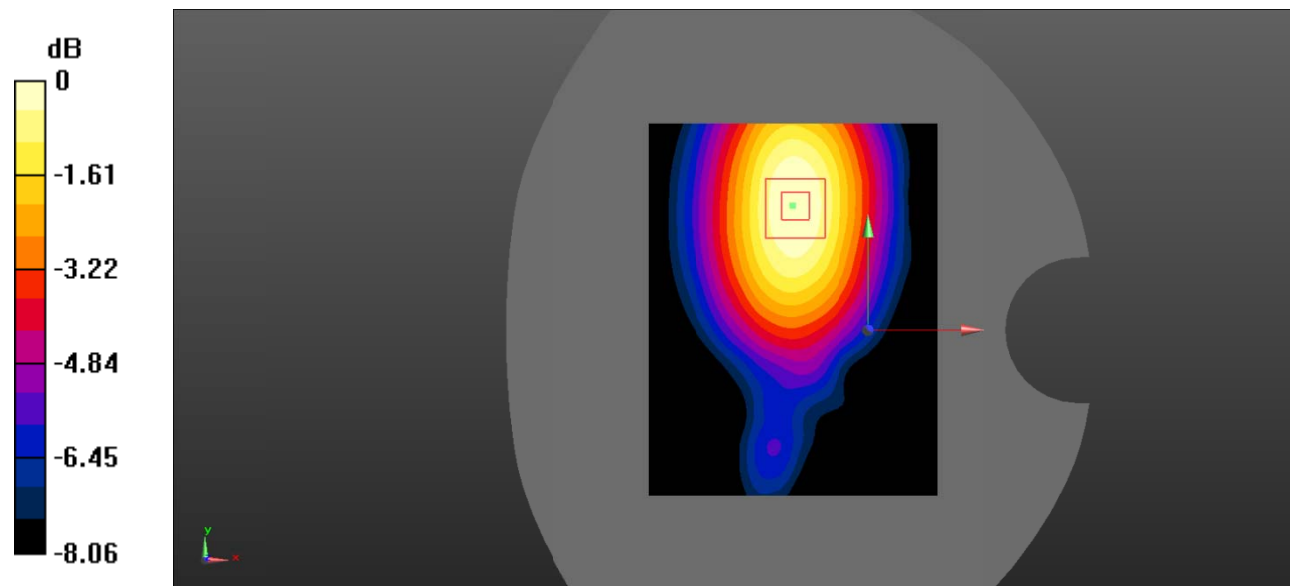
Zoom Scan (5x5x7)/Cube 0: Measurement grid: $dx=8\text{mm}$, $dy=8\text{mm}$, $dz=5\text{mm}$

Reference Value = 7.700 V/m; Power Drift = -0.01 dB

Peak SAR (extrapolated) = 0.152 W/kg

SAR(1 g) = 0.111 W/kg; SAR(10 g) = 0.079 W/kg

Maximum value of SAR (measured) = 0.117 W/kg



0 dB = 0.117 W/kg = -9.32 dBW/kg

Test Plot 8#: GSM 850_Body Right_Middle

DUT: Ultimate; Type: Ultimate DragonX; Serial: RSZ201224003-SA-S1;

Communication System: Generic GPRS-2 slots; Frequency: 836.6 MHz; Duty Cycle: 1:4
 Medium parameters used: $f = 836.6 \text{ MHz}$; $\sigma = 0.892 \text{ S/m}$; $\epsilon_r = 40.502$; $\rho = 1000 \text{ kg/m}^3$;
 Phantom section: Flat Section

DASY5 Configuration:

- Probe: EX3DV4 - SN7522; ConvF(9.92, 9.92, 9.92) @836.6 MHz;
- Sensor-Surface: 4mm (Mechanical Surface Detection)
- Electronics: DAE4 SN1562; Calibrated: 3/3/2020
- Phantom: SAM-Twin V8.0 P1aP2a; Type: QD 000 P41 AA; Serial: 1962
- Measurement SW: DASY52, Version 52.10 (2) ;

Area Scan (71x91x1): Interpolated grid: dx=1.500 mm, dy=1.500 mm

Maximum value of SAR (interpolated) = 0.320 W/kg

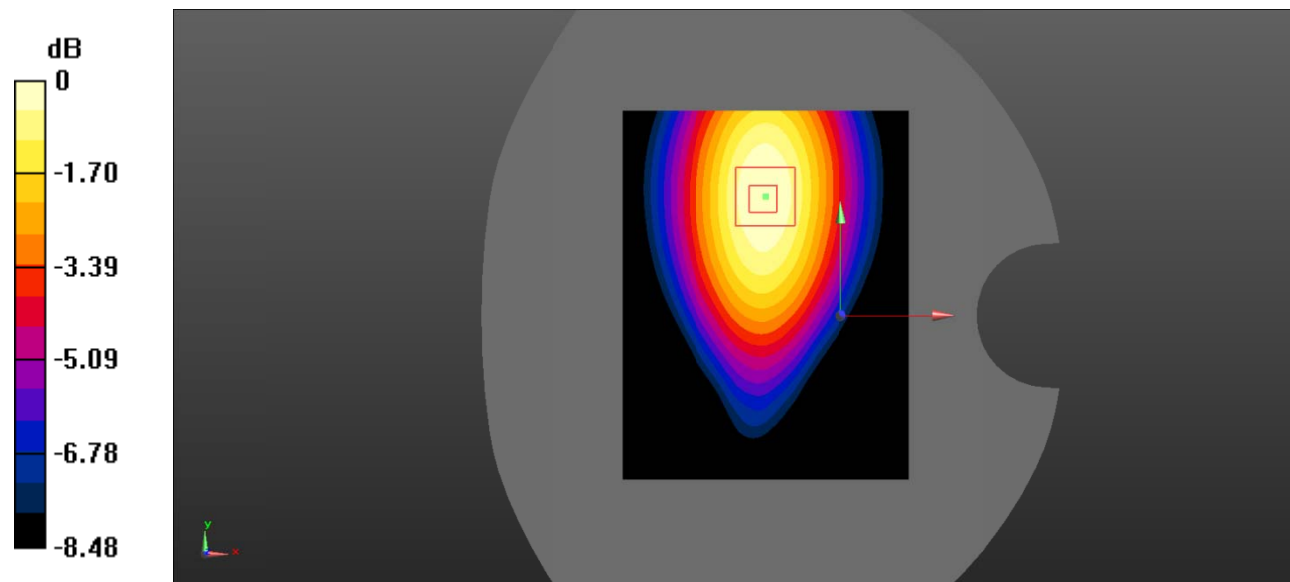
Zoom Scan (5x5x7)/Cube 0: Measurement grid: dx=8mm, dy=8mm, dz=5mm

Reference Value = 13.78 V/m; Power Drift = 0.01 dB

Peak SAR (extrapolated) = 0.405 W/kg

SAR(1 g) = 0.300 W/kg; SAR(10 g) = 0.211 W/kg

Maximum value of SAR (measured) = 0.317 W/kg



0 dB = 0.317 W/kg = -4.99 dBW/kg

Test Plot 9#: GSM 850_Body Bottom_Middle

DUT: Ultimate; Type: Ultimate DragonX; Serial: RSZ201224003-SA-S1;

Communication System: Generic GPRS-2 slots; Frequency: 836.6 MHz; Duty Cycle: 1:4
 Medium parameters used: $f = 836.6 \text{ MHz}$; $\sigma = 0.892 \text{ S/m}$; $\epsilon_r = 40.502$; $\rho = 1000 \text{ kg/m}^3$;
 Phantom section: Flat Section

DASY5 Configuration:

- Probe: EX3DV4 - SN7522; ConvF(9.92, 9.92, 9.92) @836.6 MHz;
- Sensor-Surface: 4mm (Mechanical Surface Detection)
- Electronics: DAE4 SN1562; Calibrated: 3/3/2020
- Phantom: SAM-Twin V8.0 P1aP2a; Type: QD 000 P41 AA; Serial: 1962
- Measurement SW: DASY52, Version 52.10 (2) ;

Area Scan (71x91x1): Interpolated grid: dx=1.500 mm, dy=1.500 mm

Maximum value of SAR (interpolated) = 0.433 W/kg

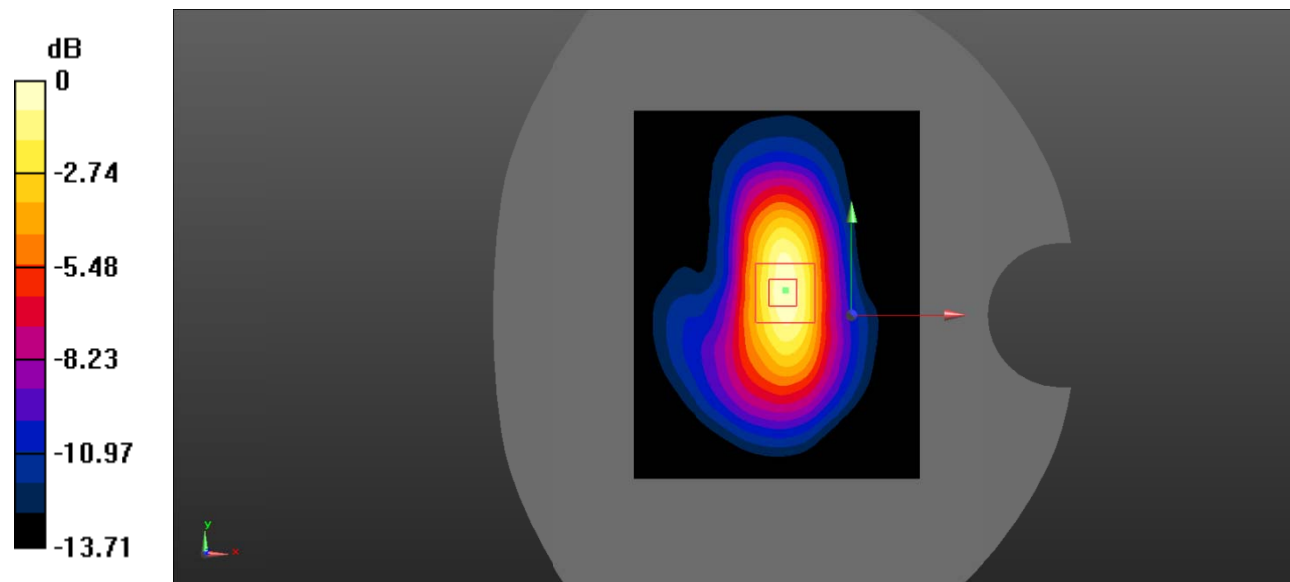
Zoom Scan (5x5x7)/Cube 0: Measurement grid: dx=8mm, dy=8mm, dz=5mm

Reference Value = 21.48 V/m; Power Drift = 0.01 dB

Peak SAR (extrapolated) = 0.761 W/kg

SAR(1 g) = 0.400 W/kg; SAR(10 g) = 0.212 W/kg

Maximum value of SAR (measured) = 0.444 W/kg



0 dB = 0.444 W/kg = -3.53 dBW/kg

Test Plot 10#: PCS 1900_Head Left Cheek_Middle

DUT: Ultimate; Type: Ultimate DragonX; Serial: RSZ201224003-SA-S1;

Communication System: Generic GSM; Frequency: 1880 MHz; Duty Cycle: 1:8
 Medium parameters used: $f = 1880 \text{ MHz}$; $\sigma = 1.423 \text{ S/m}$; $\epsilon_r = 40.027$; $\rho = 1000 \text{ kg/m}^3$;
 Phantom section: Left Section

DASY5 Configuration:

- Probe: EX3DV4 - SN7522; ConvF(7.95, 7.95, 7.95) @1880 MHz;
- Sensor-Surface: 4mm (Mechanical Surface Detection)
- Electronics: DAE4 SN1562; Calibrated: 3/3/2020
- Phantom: SAM-Twin V8.0 P1aP2a; Type: QD 000 P41 AA; Serial: 1962
- Measurement SW: DASY52, Version 52.10 (2) ;

Area Scan (71x91x1): Interpolated grid: $dx=1.500 \text{ mm}$, $dy=1.500 \text{ mm}$

Maximum value of SAR (interpolated) = 0.326 W/kg

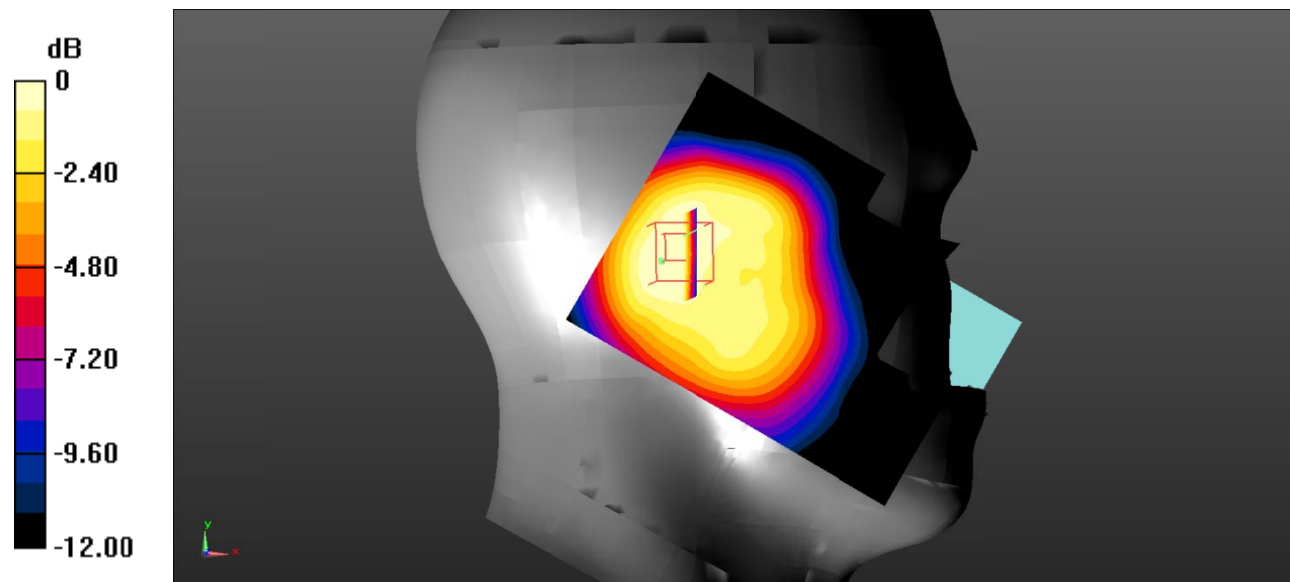
Zoom Scan (5x5x7)/Cube 0: Measurement grid: $dx=8\text{mm}$, $dy=8\text{mm}$, $dz=5\text{mm}$

Reference Value = 13.14 V/m; Power Drift = 0.11 dB

Peak SAR (extrapolated) = 0.435 W/kg

SAR(1 g) = 0.289 W/kg; SAR(10 g) = 0.194 W/kg

Maximum value of SAR (measured) = 0.302 W/kg



0 dB = 0.302 W/kg = -5.20 dBW/kg

Test Plot 11#: PCS 1900_Head Left Tilt_Middle

DUT: Ultimate; Type: Ultimate DragonX; Serial: RSZ201224003-SA-S1;

Communication System: Generic GSM; Frequency: 1880 MHz; Duty Cycle: 1:8
 Medium parameters used: $f = 1880 \text{ MHz}$; $\sigma = 1.423 \text{ S/m}$; $\epsilon_r = 40.027$; $\rho = 1000 \text{ kg/m}^3$;
 Phantom section: Left Section

DASY5 Configuration:

- Probe: EX3DV4 - SN7522; ConvF(7.95, 7.95, 7.95) @1880 MHz;
- Sensor-Surface: 4mm (Mechanical Surface Detection)
- Electronics: DAE4 SN1562; Calibrated: 3/3/2020
- Phantom: SAM-Twin V8.0 P1aP2a; Type: QD 000 P41 AA; Serial: 1962
- Measurement SW: DASY52, Version 52.10 (2) ;

Area Scan (71x91x1): Interpolated grid: $dx=1.500 \text{ mm}$, $dy=1.500 \text{ mm}$

Maximum value of SAR (interpolated) = 0.520 W/kg

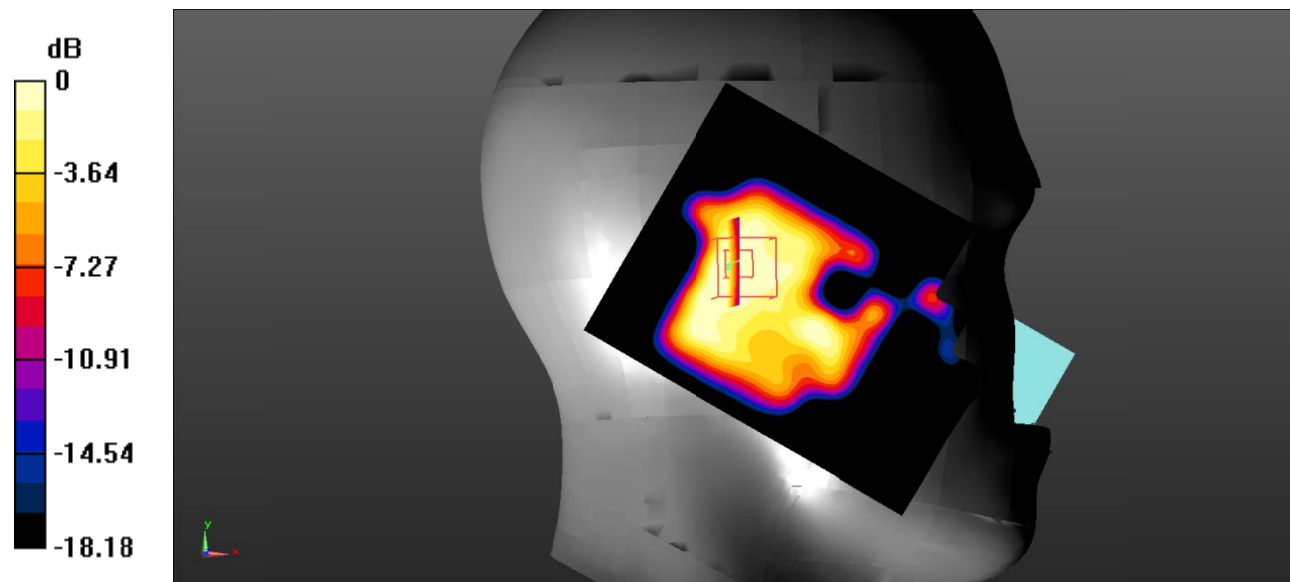
Zoom Scan (5x5x7)/Cube 0: Measurement grid: $dx=8\text{mm}$, $dy=8\text{mm}$, $dz=5\text{mm}$

Reference Value = 14.28 V/m; Power Drift = 0.11 dB

Peak SAR (extrapolated) = 0.467 W/kg

SAR(1 g) = 0.300 W/kg; SAR(10 g) = 0.184 W/kg

Maximum value of SAR (measured) = 0.317 W/kg



0 dB = 0.317 W/kg = -4.99 dBW/kg

Test Plot 12#: PCS 1900_Head Right Cheek_Middle

DUT: Ultimate; Type: Ultimate DragonX; Serial: RSZ201224003-SA-S1;

Communication System: Generic GSM; Frequency: 1880 MHz; Duty Cycle: 1:8
 Medium parameters used: $f = 1880 \text{ MHz}$; $\sigma = 1.423 \text{ S/m}$; $\epsilon_r = 40.027$; $\rho = 1000 \text{ kg/m}^3$;
 Phantom section: Right Section

DASY5 Configuration:

- Probe: EX3DV4 - SN7522; ConvF(7.95, 7.95, 7.95) @1880 MHz;
- Sensor-Surface: 4mm (Mechanical Surface Detection)
- Electronics: DAE4 SN1562; Calibrated: 3/3/2020
- Phantom: SAM-Twin V8.0 P1aP2a; Type: QD 000 P41 AA; Serial: 1962
- Measurement SW: DASY52, Version 52.10 (2) ;

Area Scan (71x91x1): Interpolated grid: $dx=1.500 \text{ mm}$, $dy=1.500 \text{ mm}$

Maximum value of SAR (interpolated) = 0.872 W/kg

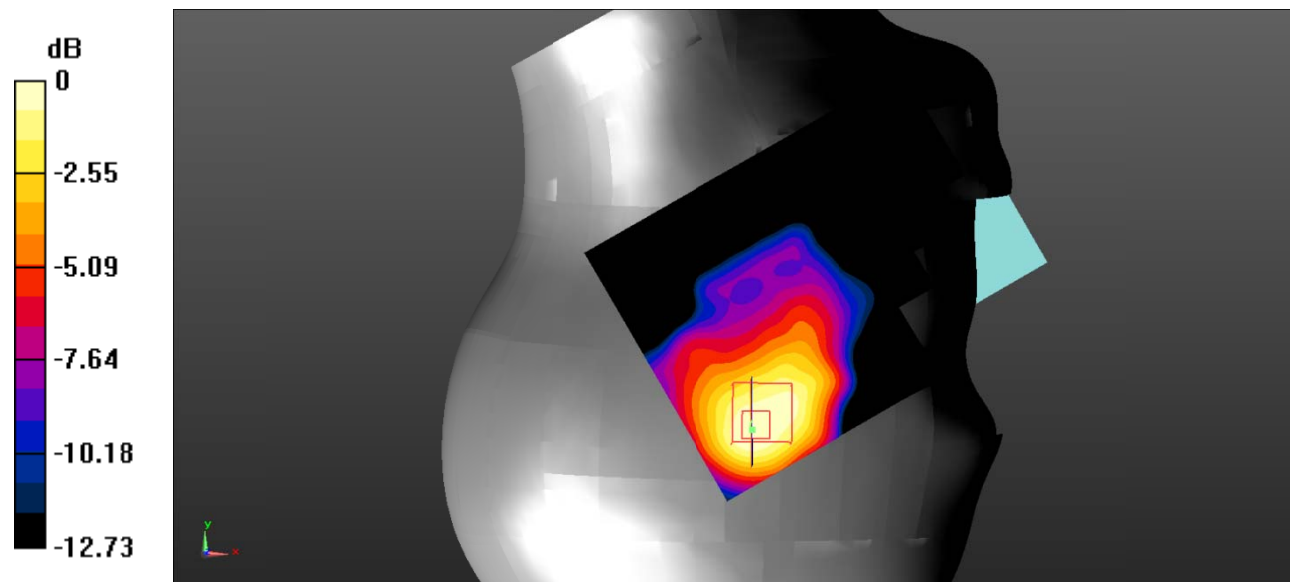
Zoom Scan (5x5x7)/Cube 0: Measurement grid: $dx=8\text{mm}$, $dy=8\text{mm}$, $dz=5\text{mm}$

Reference Value = 11.32 V/m; Power Drift = 0.11 dB

Peak SAR (extrapolated) = 1.14 W/kg

SAR(1 g) = 0.716 W/kg; SAR(10 g) = 0.438 W/kg

Maximum value of SAR (measured) = 0.775 W/kg



0 dB = 0.775 W/kg = -1.11 dBW/kg

Test Plot 13#: PCS 1900_Head Right Tilt_Middle

DUT: Ultimate; Type: Ultimate DragonX; Serial: RSZ201224003-SA-S1;

Communication System: Generic GSM; Frequency: 1880 MHz; Duty Cycle: 1:8
 Medium parameters used: $f = 1880 \text{ MHz}$; $\sigma = 1.423 \text{ S/m}$; $\epsilon_r = 40.027$; $\rho = 1000 \text{ kg/m}^3$;
 Phantom section: Right Section

DASY5 Configuration:

- Probe: EX3DV4 - SN7522; ConvF(7.95, 7.95, 7.95) @1880 MHz;
- Sensor-Surface: 4mm (Mechanical Surface Detection)
- Electronics: DAE4 SN1562; Calibrated: 3/3/2020
- Phantom: SAM-Twin V8.0 P1aP2a; Type: QD 000 P41 AA; Serial: 1962
- Measurement SW: DASY52, Version 52.10 (2) ;

Area Scan (71x91x1): Interpolated grid: $dx=1.500 \text{ mm}$, $dy=1.500 \text{ mm}$

Maximum value of SAR (interpolated) = 0.722 W/kg

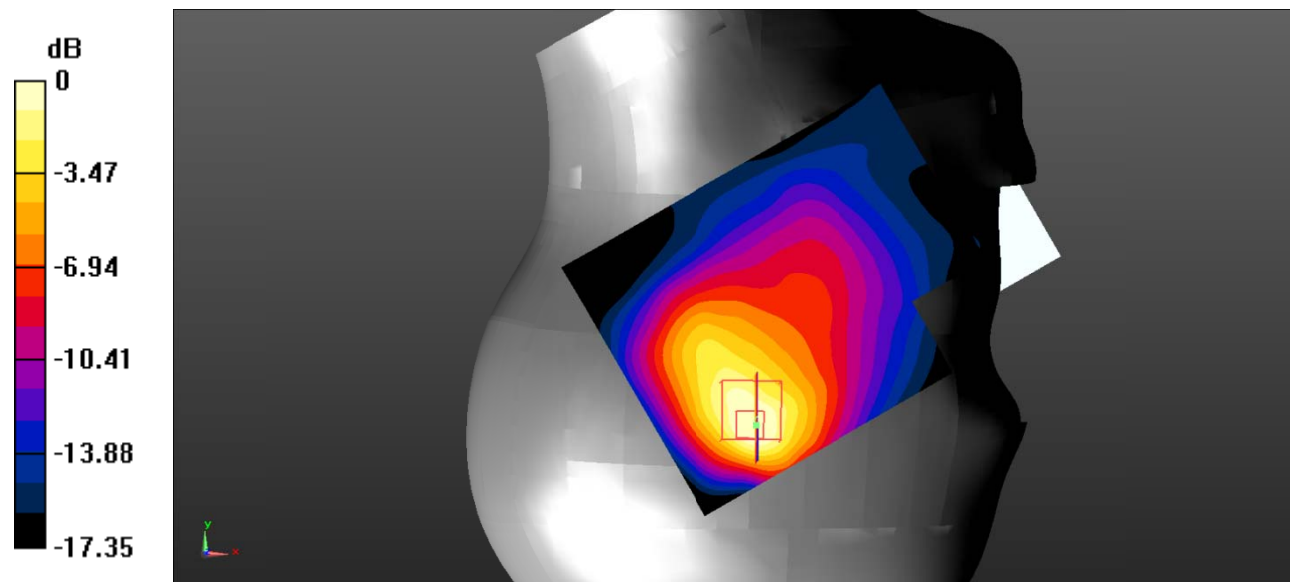
Zoom Scan (5x5x7)/Cube 0: Measurement grid: $dx=8\text{mm}$, $dy=8\text{mm}$, $dz=5\text{mm}$

Reference Value = 14.62 V/m ; Power Drift = 0.07 dB

Peak SAR (extrapolated) = 1.09 W/kg

SAR(1 g) = 0.546 W/kg ; SAR(10 g) = 0.296 W/kg

Maximum value of SAR (measured) = 0.577 W/kg



0 dB = $0.577 \text{ W/kg} = -2.39 \text{ dBW/kg}$

Test Plot 14#: PCS 1900_Body Worn Back_Middle

DUT: Ultimate; Type: Ultimate DragonX; Serial: RSZ201224003-SA-S1;

Communication System: Generic GSM; Frequency: 1880 MHz; Duty Cycle: 1:8
 Medium parameters used: $f = 1880 \text{ MHz}$; $\sigma = 1.423 \text{ S/m}$; $\epsilon_r = 40.027$; $\rho = 1000 \text{ kg/m}^3$;
 Phantom section: Flat Section

DASY5 Configuration:

- Probe: EX3DV4 - SN7522; ConvF(7.95, 7.95, 7.95) @1880 MHz;
- Sensor-Surface: 4mm (Mechanical Surface Detection)
- Electronics: DAE4 SN1562; Calibrated: 3/3/2020
- Phantom: SAM-Twin V8.0 P1aP2a; Type: QD 000 P41 AA; Serial: 1962
- Measurement SW: DASY52, Version 52.10 (2) ;

Area Scan (71x91x1): Interpolated grid: $dx=1.500 \text{ mm}$, $dy=1.500 \text{ mm}$

Maximum value of SAR (interpolated) = 0.328 W/kg

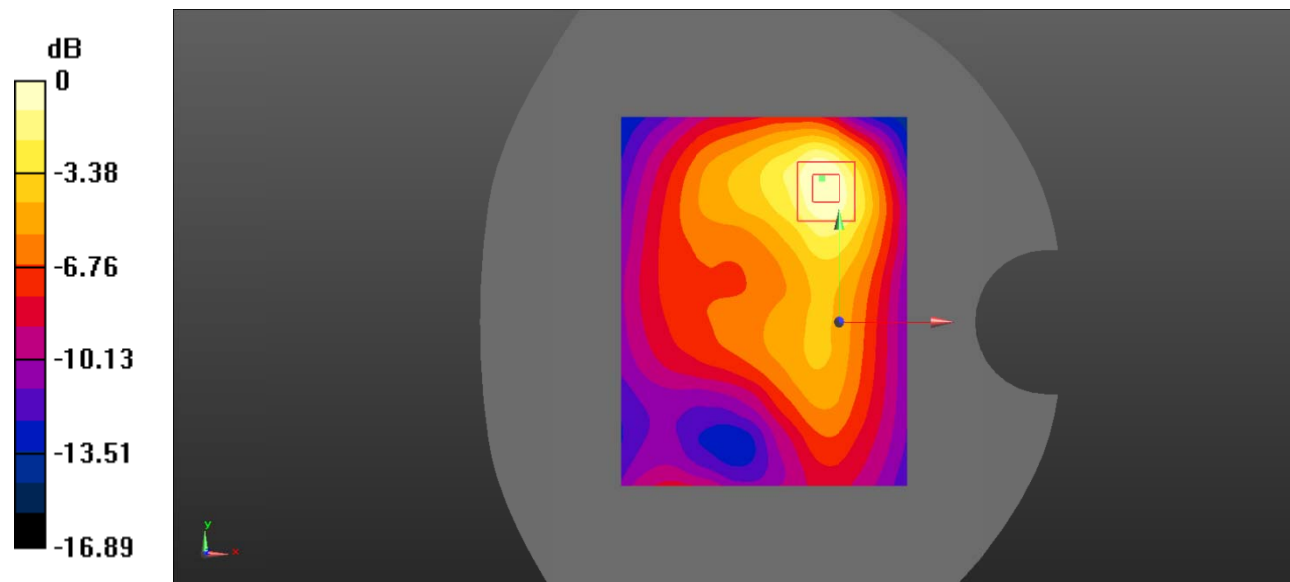
Zoom Scan (5x5x7)/Cube 0: Measurement grid: $dx=8\text{mm}$, $dy=8\text{mm}$, $dz=5\text{mm}$

Reference Value = 7.873 V/m; Power Drift = -0.05 dB

Peak SAR (extrapolated) = 0.448 W/kg

SAR(1 g) = 0.292 W/kg; SAR(10 g) = 0.162 W/kg

Maximum value of SAR (measured) = 0.316 W/kg



0 dB = 0.316 W/kg = -5.00 dBW/kg

Test Plot 15#: PCS 1900_Body Back_Middle

DUT: Ultimate; Type: Ultimate DragonX; Serial: RSZ201224003-SA-S1;

Communication System: Generic GPRS-3 slots; Frequency: 1880 MHz; Duty Cycle: 1:2.66
 Medium parameters used: $f = 1880 \text{ MHz}$; $\sigma = 1.423 \text{ S/m}$; $\epsilon_r = 40.027$; $\rho = 1000 \text{ kg/m}^3$;
 Phantom section: Flat Section

DASY5 Configuration:

- Probe: EX3DV4 - SN7522; ConvF(7.95, 7.95, 7.95) @1880 MHz;
- Sensor-Surface: 4mm (Mechanical Surface Detection)
- Electronics: DAE4 SN1562; Calibrated: 3/3/2020
- Phantom: SAM-Twin V8.0 P1aP2a; Type: QD 000 P41 AA; Serial: 1962
- Measurement SW: DASY52, Version 52.10 (2) ;

Area Scan (71x91x1): Interpolated grid: $dx=1.500 \text{ mm}$, $dy=1.500 \text{ mm}$

Maximum value of SAR (interpolated) = 0.299 W/kg

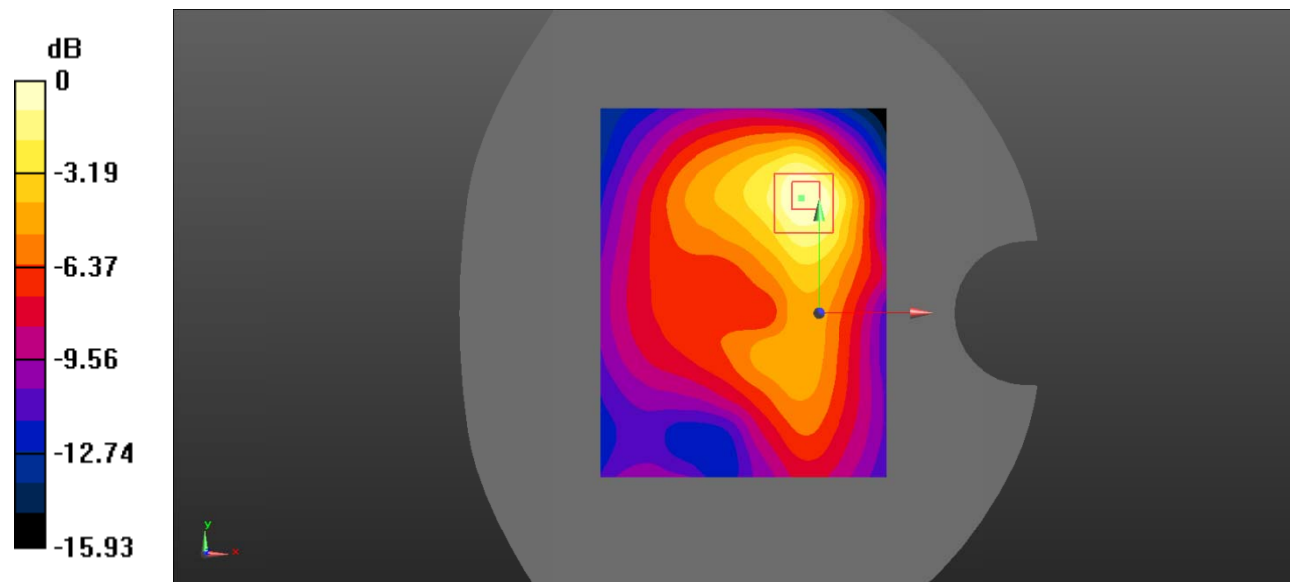
Zoom Scan (5x5x7)/Cube 0: Measurement grid: $dx=8\text{mm}$, $dy=8\text{mm}$, $dz=5\text{mm}$

Reference Value = 6.921 V/m; Power Drift = 0.09 dB

Peak SAR (extrapolated) = 0.454 W/kg

SAR(1 g) = 0.252 W/kg; SAR(10 g) = 0.142 W/kg

Maximum value of SAR (measured) = 0.271 W/kg



0 dB = 0.271 W/kg = -5.67 dBW/kg

Test Plot 16#: PCS 1900_Body Left_Middle

DUT: Ultimate; Type: Ultimate DragonX; Serial: RSZ201224003-SA-S1;

Communication System: Generic GPRS-3 slots; Frequency: 1880 MHz; Duty Cycle: 1:2.66
 Medium parameters used: $f = 1880 \text{ MHz}$; $\sigma = 1.423 \text{ S/m}$; $\epsilon_r = 40.027$; $\rho = 1000 \text{ kg/m}^3$;
 Phantom section: Flat Section

DASY5 Configuration:

- Probe: EX3DV4 - SN7522; ConvF(7.95, 7.95, 7.95) @1880 MHz;
- Sensor-Surface: 4mm (Mechanical Surface Detection)
- Electronics: DAE4 SN1562; Calibrated: 3/3/2020
- Phantom: SAM-Twin V8.0 P1aP2a; Type: QD 000 P41 AA; Serial: 1962
- Measurement SW: DASY52, Version 52.10 (2) ;

Area Scan (71x91x1): Interpolated grid: dx=1.500 mm, dy=1.500 mm

Maximum value of SAR (interpolated) = 0.224 W/kg

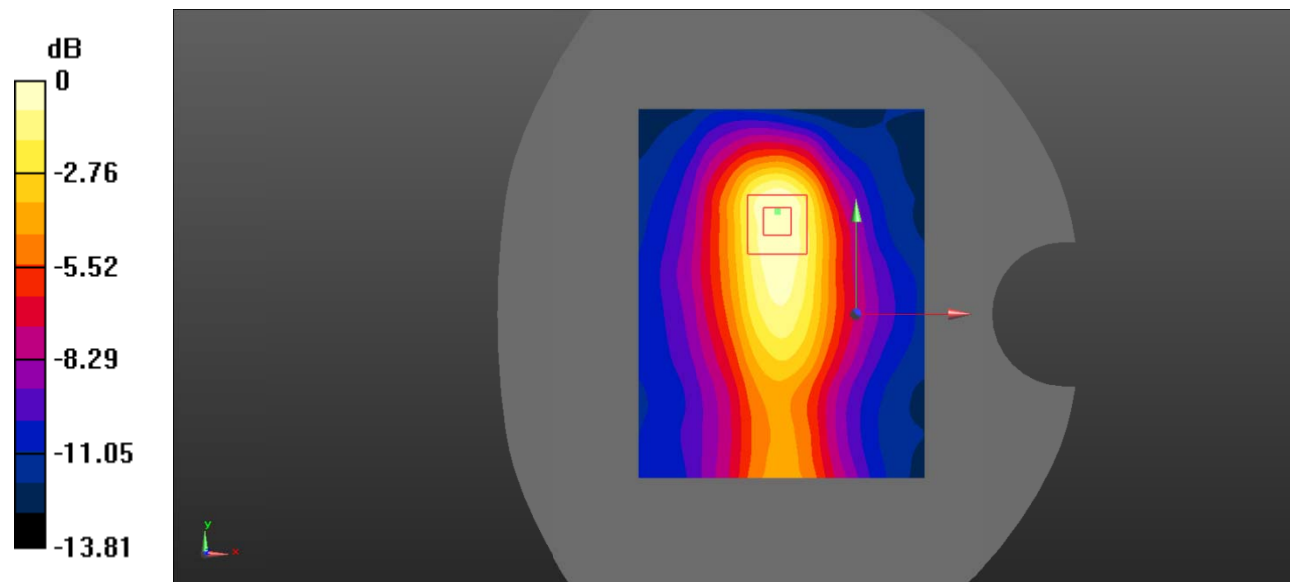
Zoom Scan (5x5x7)/Cube 0: Measurement grid: dx=8mm, dy=8mm, dz=5mm

Reference Value = 10.28 V/m; Power Drift = 0.02 dB

Peak SAR (extrapolated) = 0.309 W/kg

SAR(1 g) = 0.185 W/kg; SAR(10 g) = 0.109 W/kg

Maximum value of SAR (measured) = 0.200 W/kg



0 dB = 0.200 W/kg = -6.99 dBW/kg

Test Plot 17#: PCS 1900_Body Top_Middle

DUT: Ultimate; Type: Ultimate DragonX; Serial: RSZ201224003-SA-S1;

Communication System: Generic GPRS-3 slots; Frequency: 1880 MHz; Duty Cycle: 1:2.66
 Medium parameters used: $f = 1880 \text{ MHz}$; $\sigma = 1.423 \text{ S/m}$; $\epsilon_r = 40.027$; $\rho = 1000 \text{ kg/m}^3$;
 Phantom section: Flat Section

DASY5 Configuration:

- Probe: EX3DV4 - SN7522; ConvF(7.95, 7.95, 7.95) @1880 MHz;
- Sensor-Surface: 4mm (Mechanical Surface Detection)
- Electronics: DAE4 SN1562; Calibrated: 3/3/2020
- Phantom: SAM-Twin V8.0 P1aP2a; Type: QD 000 P41 AA; Serial: 1962
- Measurement SW: DASY52, Version 52.10 (2) ;

Area Scan (71x91x1): Interpolated grid: dx=1.500 mm, dy=1.500 mm

Maximum value of SAR (interpolated) = 0.248 W/kg

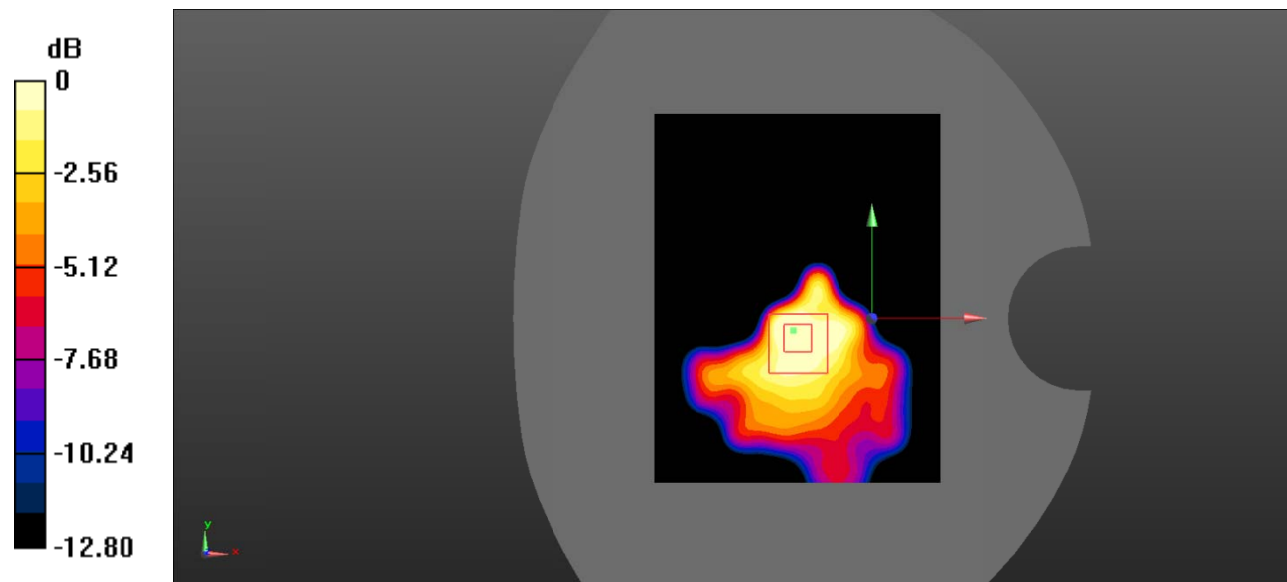
Zoom Scan (5x5x7)/Cube 0: Measurement grid: dx=8mm, dy=8mm, dz=5mm

Reference Value = 9.295 V/m; Power Drift = -0.03 dB

Peak SAR (extrapolated) = 0.247 W/kg

SAR(1 g) = 0.130 W/kg; SAR(10 g) = 0.079 W/kg

Maximum value of SAR (measured) = 0.136 W/kg



0 dB = 0.136 W/kg = -8.66 dBW/kg

Test Plot 18#: WCDMA Band 2_Head Left Cheek_Middle

DUT: Ultimate; Type: Ultimate DragonX; Serial: RSZ201224003-SA-S1;

Communication System: Communication System: UID 0, WCDMA; Frequency: 1880 MHz;Duty Cycle: 1:1
 Medium parameters used: $f = 1880 \text{ MHz}$; $\sigma = 1.423 \text{ S/m}$; $\epsilon_r = 40.027$; $\rho = 1000 \text{ kg/m}^3$;
 Phantom section: Left Section

DASY5 Configuration:

- Probe: EX3DV4 - SN7522; ConvF(7.95, 7.95, 7.95) @1880 MHz;
- Sensor-Surface: 4mm (Mechanical Surface Detection)
- Electronics: DAE4 SN1562;Calibrated: 3/3/2020
- Phantom: SAM-Twin V8.0 P1aP2a; Type: QD 000 P41 AA; Serial: 1962
- Measurement SW: DASY52, Version 52.10 (2) ;

Area Scan (71x91x1): Interpolated grid: $dx=1.500 \text{ mm}$, $dy=1.500 \text{ mm}$

Maximum value of SAR (interpolated) = 0.305 W/kg

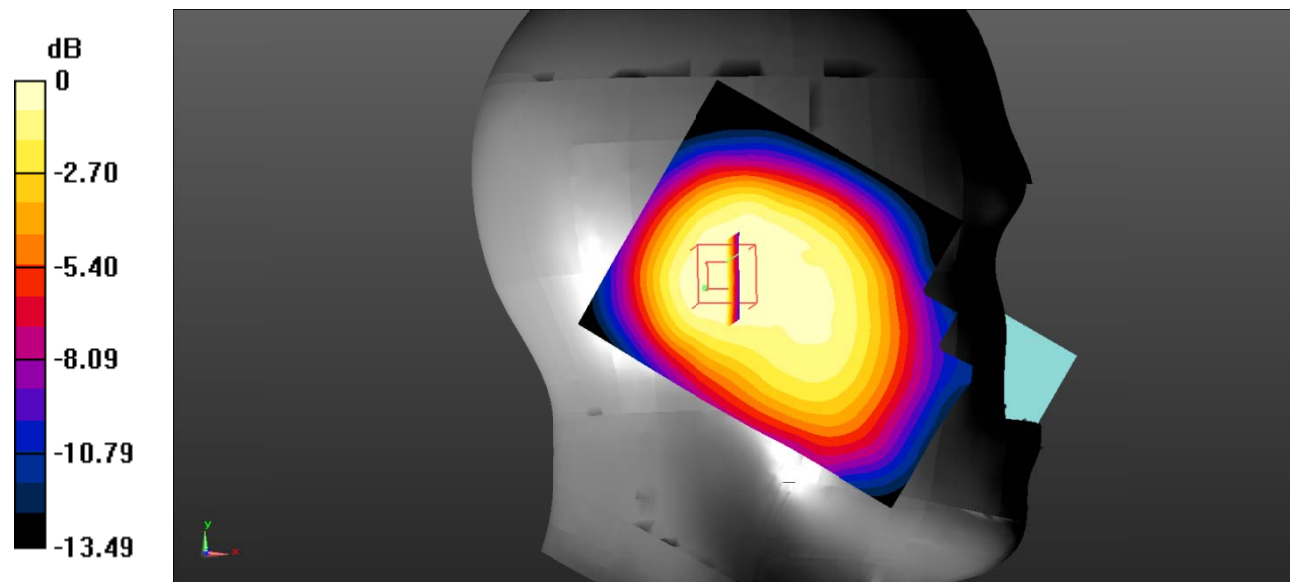
Zoom Scan (5x5x7)/Cube 0: Measurement grid: $dx=8\text{mm}$, $dy=8\text{mm}$, $dz=5\text{mm}$

Reference Value = 13.79 V/m; Power Drift = 0.11 dB

Peak SAR (extrapolated) = 0.390 W/kg

SAR(1 g) = 0.274 W/kg; SAR(10 g) = 0.189 W/kg

Maximum value of SAR (measured) = 0.288 W/kg



0 dB = 0.288 W/kg = -5.41 dBW/kg

Test Plot 19#: WCDMA Band 2_Head Left Tilt_Middle

DUT: Ultimate; Type: Ultimate DragonX; Serial: RSZ201224003-SA-S1;

Communication System: Communication System: UID 0, WCDMA; Frequency: 1880 MHz;Duty Cycle: 1:1
 Medium parameters used: $f = 1880 \text{ MHz}$; $\sigma = 1.423 \text{ S/m}$; $\epsilon_r = 40.027$; $\rho = 1000 \text{ kg/m}^3$;
 Phantom section: Left Section

DASY5 Configuration:

- Probe: EX3DV4 - SN7522; ConvF(7.95, 7.95, 7.95) @1880 MHz;
- Sensor-Surface: 4mm (Mechanical Surface Detection)
- Electronics: DAE4 SN1562;Calibrated: 3/3/2020
- Phantom: SAM-Twin V8.0 P1aP2a; Type: QD 000 P41 AA; Serial: 1962
- Measurement SW: DASY52, Version 52.10 (2) ;

Area Scan (71x91x1): Interpolated grid: dx=1.500 mm, dy=1.500 mm

Maximum value of SAR (interpolated) = 0.328 W/kg

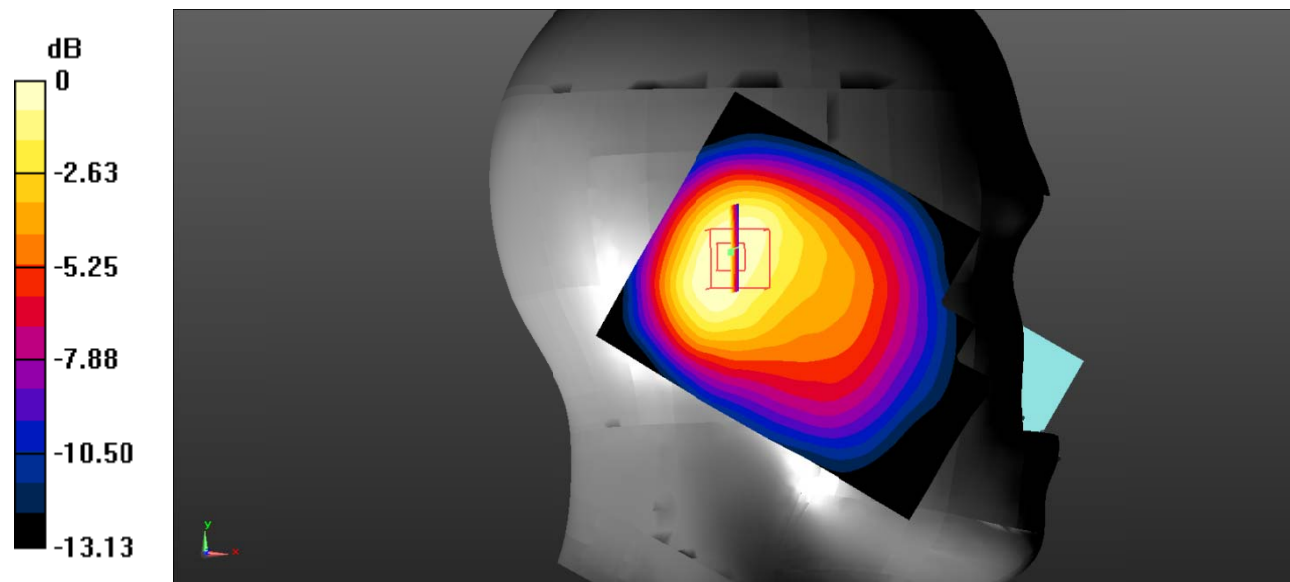
Zoom Scan (5x5x7)/Cube 0: Measurement grid: dx=8mm, dy=8mm, dz=5mm

Reference Value = 14.96 V/m; Power Drift = 0.10 dB

Peak SAR (extrapolated) = 0.436 W/kg

SAR(1 g) = 0.299 W/kg; SAR(10 g) = 0.198 W/kg

Maximum value of SAR (measured) = 0.319 W/kg



0 dB = 0.319 W/kg = -4.96 dBW/kg

Test Plot 20#: WCDMA Band 2_Head Right Cheek_Middle

DUT: Ultimate; Type: Ultimate DragonX; Serial: RSZ201224003-SA-S1;

Communication System: Communication System: UID 0, WCDMA; Frequency: 1880 MHz;Duty Cycle: 1:1
 Medium parameters used: $f = 1880 \text{ MHz}$; $\sigma = 1.423 \text{ S/m}$; $\epsilon_r = 40.027$; $\rho = 1000 \text{ kg/m}^3$;
 Phantom section: Right Section

DASY5 Configuration:

- Probe: EX3DV4 - SN7522; ConvF(7.95, 7.95, 7.95) @1880 MHz;
- Sensor-Surface: 4mm (Mechanical Surface Detection)
- Electronics: DAE4 SN1562;Calibrated: 3/3/2020
- Phantom: SAM-Twin V8.0 P1aP2a; Type: QD 000 P41 AA; Serial: 1962
- Measurement SW: DASY52, Version 52.10 (2) ;

Area Scan (71x91x1): Interpolated grid: $dx=1.500 \text{ mm}$, $dy=1.500 \text{ mm}$

Maximum value of SAR (interpolated) = 0.591 W/kg

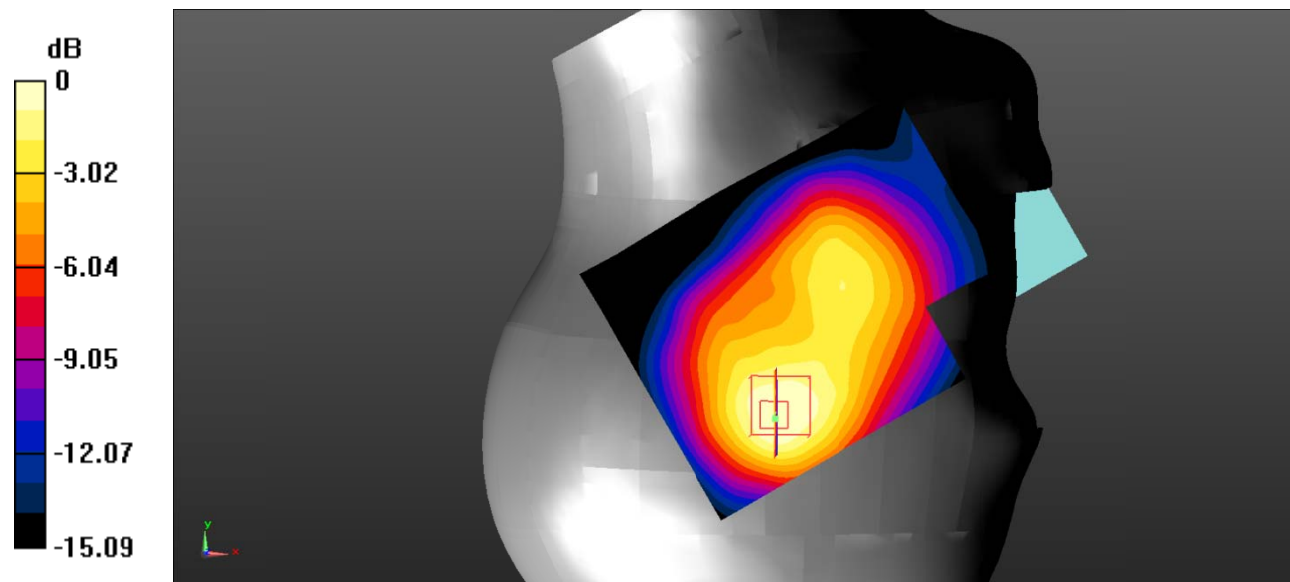
Zoom Scan (5x5x7)/Cube 0: Measurement grid: $dx=8\text{mm}$, $dy=8\text{mm}$, $dz=5\text{mm}$

Reference Value = 12.86 V/m; Power Drift = 0.05 dB

Peak SAR (extrapolated) = 0.764 W/kg

SAR(1 g) = 0.506 W/kg; SAR(10 g) = 0.320 W/kg

Maximum value of SAR (measured) = 0.548 W/kg



0 dB = 0.548 W/kg = -2.61 dBW/kg

Test Plot 21#: WCDMA Band 2_Head Right Tilt_Middle

DUT: Ultimate; Type: Ultimate DragonX; Serial: RSZ201224003-SA-S1;

Communication System: Communication System: UID 0, WCDMA; Frequency: 1880 MHz; Duty Cycle: 1:1
 Medium parameters used: $f = 1880 \text{ MHz}$; $\sigma = 1.423 \text{ S/m}$; $\epsilon_r = 40.027$; $\rho = 1000 \text{ kg/m}^3$;
 Phantom section: Right Section

DASY5 Configuration:

- Probe: EX3DV4 - SN7522; ConvF(7.95, 7.95, 7.95) @1880 MHz;
- Sensor-Surface: 4mm (Mechanical Surface Detection)
- Electronics: DAE4 SN1562; Calibrated: 3/3/2020
- Phantom: SAM-Twin V8.0 P1aP2a; Type: QD 000 P41 AA; Serial: 1962
- Measurement SW: DASY52, Version 52.10 (2) ;

Area Scan (71x91x1): Interpolated grid: $dx=1.500 \text{ mm}$, $dy=1.500 \text{ mm}$

Maximum value of SAR (interpolated) = 0.516 W/kg

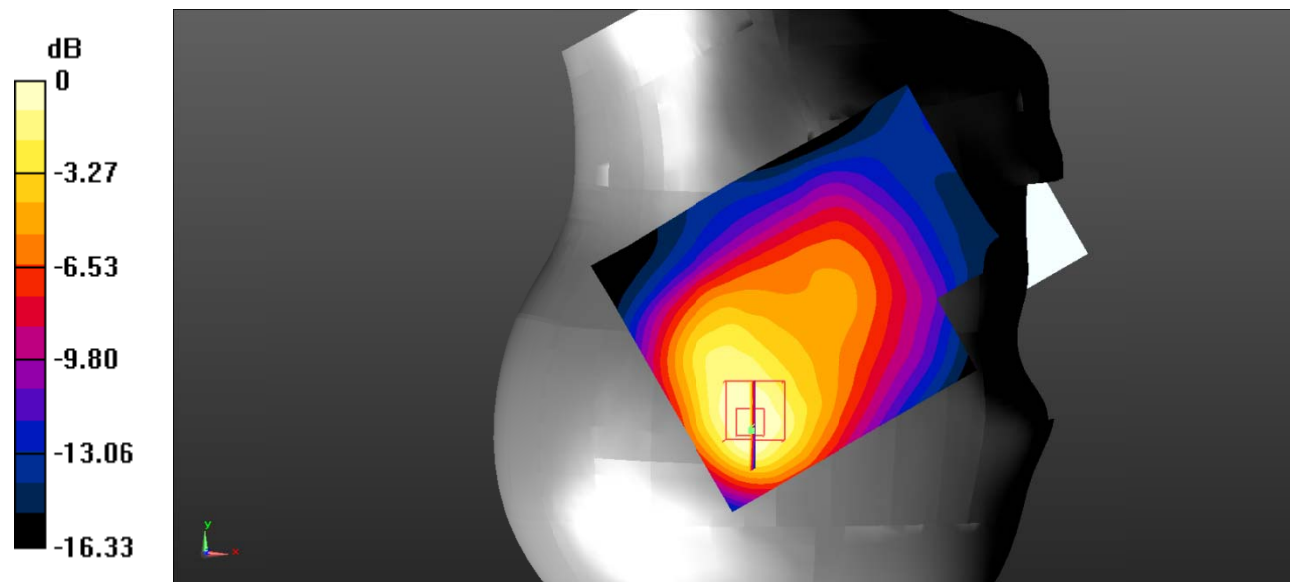
Zoom Scan (5x5x7)/Cube 0: Measurement grid: $dx=8\text{mm}$, $dy=8\text{mm}$, $dz=5\text{mm}$

Reference Value = 14.68 V/m; Power Drift = -0.02 dB

Peak SAR (extrapolated) = 0.724 W/kg

SAR(1 g) = 0.450 W/kg; SAR(10 g) = 0.275 W/kg

Maximum value of SAR (measured) = 0.488 W/kg



0 dB = 0.488 W/kg = -3.12 dBW/kg

Test Plot 22#: WCDMA Band 2_Body Back_Middle

DUT: Ultimate; Type: Ultimate DragonX; Serial: RSZ201224003-SA-S1;

Communication System: Communication System: UID 0, WCDMA; Frequency: 1880 MHz; Duty Cycle: 1:1
 Medium parameters used: $f = 1880 \text{ MHz}$; $\sigma = 1.423 \text{ S/m}$; $\epsilon_r = 40.027$; $\rho = 1000 \text{ kg/m}^3$;
 Phantom section: Flat Section

DASY5 Configuration:

- Probe: EX3DV4 - SN7522; ConvF(7.95, 7.95, 7.95) @1880 MHz;
- Sensor-Surface: 4mm (Mechanical Surface Detection)
- Electronics: DAE4 SN1562; Calibrated: 3/3/2020
- Phantom: SAM-Twin V8.0 P1aP2a; Type: QD 000 P41 AA; Serial: 1962
- Measurement SW: DASY52, Version 52.10 (2) ;

Area Scan (71x91x1): Interpolated grid: $dx=1.500 \text{ mm}$, $dy=1.500 \text{ mm}$

Maximum value of SAR (interpolated) = 0.515 W/kg

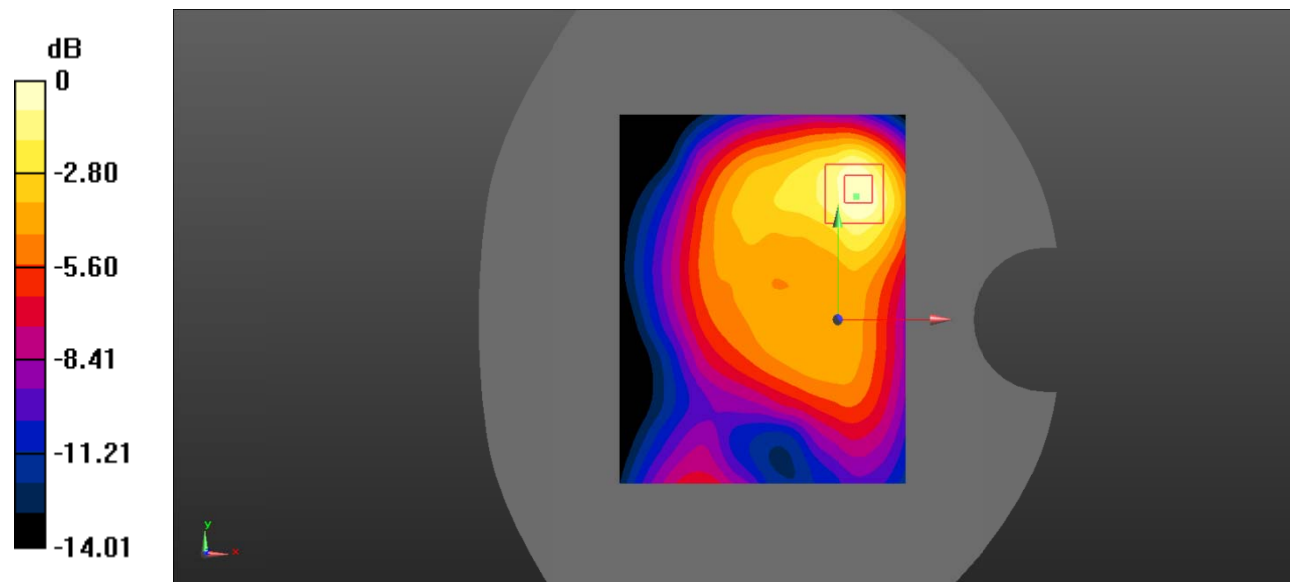
Zoom Scan (5x5x7)/Cube 0: Measurement grid: $dx=8\text{mm}$, $dy=8\text{mm}$, $dz=5\text{mm}$

Reference Value = 11.38 V/m; Power Drift = -0.01 dB

Peak SAR (extrapolated) = 0.789 W/kg

SAR(1 g) = 0.452 W/kg; SAR(10 g) = 0.255 W/kg

Maximum value of SAR (measured) = 0.488 W/kg



0 dB = 0.488 W/kg = -3.12 dBW/kg

Test Plot 23#: WCDMA Band 2_Body Left_Middle

DUT: Ultimate; Type: Ultimate DragonX; Serial: RSZ201224003-SA-S1;

Communication System: Communication System: UID 0, WCDMA; Frequency: 1880 MHz; Duty Cycle: 1:1
 Medium parameters used: $f = 1880 \text{ MHz}$; $\sigma = 1.423 \text{ S/m}$; $\epsilon_r = 40.027$; $\rho = 1000 \text{ kg/m}^3$;
 Phantom section: Flat Section

DASY5 Configuration:

- Probe: EX3DV4 - SN7522; ConvF(7.95, 7.95, 7.95) @1880 MHz;
- Sensor-Surface: 4mm (Mechanical Surface Detection)
- Electronics: DAE4 SN1562; Calibrated: 3/3/2020
- Phantom: SAM-Twin V8.0 P1aP2a; Type: QD 000 P41 AA; Serial: 1962
- Measurement SW: DASY52, Version 52.10 (2) ;

Area Scan (71x91x1): Interpolated grid: $dx=1.500 \text{ mm}$, $dy=1.500 \text{ mm}$

Maximum value of SAR (interpolated) = 0.342 W/kg

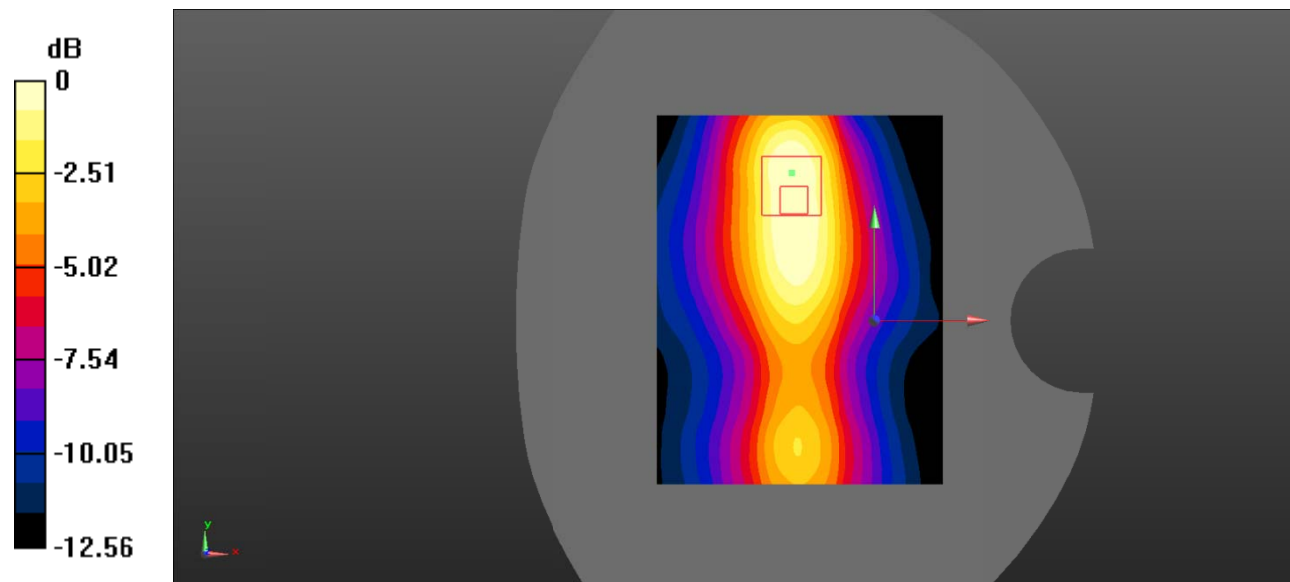
Zoom Scan (5x5x7)/Cube 0: Measurement grid: $dx=8\text{mm}$, $dy=8\text{mm}$, $dz=5\text{mm}$

Reference Value = 11.29 V/m; Power Drift = -0.10 dB

Peak SAR (extrapolated) = 0.460 W/kg

SAR(1 g) = 0.290 W/kg; SAR(10 g) = 0.180 W/kg

Maximum value of SAR (measured) = 0.312 W/kg



0 dB = 0.312 W/kg = -5.06 dBW/kg

Test Plot 24#: WCDMA Band 2_Body Top_Middle

DUT: Ultimate; Type: Ultimate DragonX; Serial: RSZ201224003-SA-S1;

Communication System: Communication System: UID 0, WCDMA; Frequency: 1880 MHz;Duty Cycle: 1:1
 Medium parameters used: $f = 1880 \text{ MHz}$; $\sigma = 1.423 \text{ S/m}$; $\epsilon_r = 40.027$; $\rho = 1000 \text{ kg/m}^3$;
 Phantom section: Flat Section

DASY5 Configuration:

- Probe: EX3DV4 - SN7522; ConvF(7.95, 7.95, 7.95) @1880 MHz;
- Sensor-Surface: 4mm (Mechanical Surface Detection)
- Electronics: DAE4 SN1562;Calibrated: 3/3/2020
- Phantom: SAM-Twin V8.0 P1aP2a; Type: QD 000 P41 AA; Serial: 1962
- Measurement SW: DASY52, Version 52.10 (2) ;

Area Scan (71x91x1): Interpolated grid: $dx=1.500 \text{ mm}$, $dy=1.500 \text{ mm}$

Maximum value of SAR (interpolated) = 0.238 W/kg

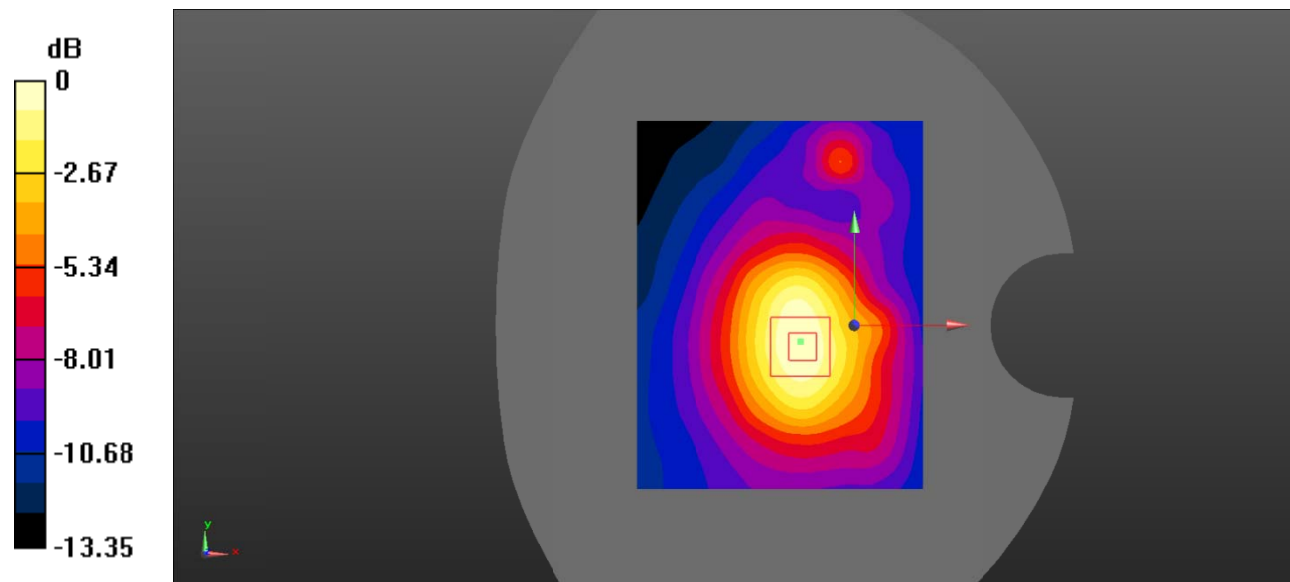
Zoom Scan (5x5x7)/Cube 0: Measurement grid: $dx=8\text{mm}$, $dy=8\text{mm}$, $dz=5\text{mm}$

Reference Value = 12.16 V/m; Power Drift = -0.01 dB

Peak SAR (extrapolated) = 0.332 W/kg

SAR(1 g) = 0.220 W/kg; SAR(10 g) = 0.140 W/kg

Maximum value of SAR (measured) = 0.235 W/kg



0 dB = 0.235 W/kg = -6.29 dBW/kg

Test Plot 25#: WCDMA Band 4_Head Left Cheek_Middle

DUT: Ultimate; Type: Ultimate DragonX; Serial: RSZ201224003-SA-S1;

Communication System: Communication System: UID 0, WCDMA; Frequency: 1732.6 MHz; Duty Cycle: 1:1
 Medium parameters used: $f = 1732.6 \text{ MHz}$; $\sigma = 1.34 \text{ S/m}$; $\epsilon_r = 40.798$; $\rho = 1000 \text{ kg/m}^3$;
 Phantom section: Left Section

DASY5 Configuration:

- Probe: EX3DV4 - SN7522; ConvF(8.21, 8.21, 8.21) @1732.6 MHz;
- Sensor-Surface: 4mm (Mechanical Surface Detection)
- Electronics: DAE4 SN1562; Calibrated: 3/3/2020
- Phantom: SAM-Twin V8.0 P1aP2a; Type: QD 000 P41 AA; Serial: 1962
- Measurement SW: DASY52, Version 52.10 (2) ;

Area Scan (71x91x1): Interpolated grid: $dx=1.500 \text{ mm}$, $dy=1.500 \text{ mm}$

Maximum value of SAR (interpolated) = 0.471 W/kg

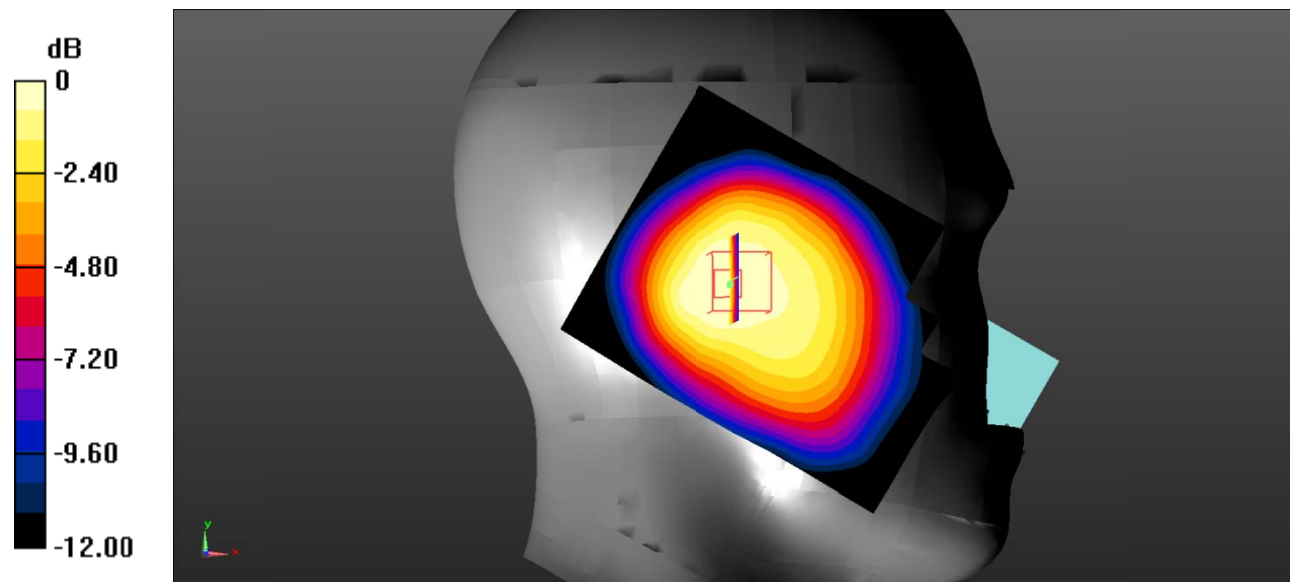
Zoom Scan (5x5x7)/Cube 0: Measurement grid: $dx=8\text{mm}$, $dy=8\text{mm}$, $dz=5\text{mm}$

Reference Value = 16.49 V/m; Power Drift = -0.14 dB

Peak SAR (extrapolated) = 0.605 W/kg

SAR(1 g) = 0.445 W/kg; SAR(10 g) = 0.307 W/kg

Maximum value of SAR (measured) = 0.461 W/kg



0 dB = 0.461 W/kg = -3.36 dBW/kg

Test Plot 26#: WCDMA Band 4_Head Left Tilt_Middle

DUT: Ultimate; Type: Ultimate DragonX; Serial: RSZ201224003-SA-S1;

Communication System: Communication System: UID 0, WCDMA; Frequency: 1732.6 MHz; Duty Cycle: 1:1
 Medium parameters used: $f = 1732.6 \text{ MHz}$; $\sigma = 1.34 \text{ S/m}$; $\epsilon_r = 40.798$; $\rho = 1000 \text{ kg/m}^3$;
 Phantom section: Left Section

DASY5 Configuration:

- Probe: EX3DV4 - SN7522; ConvF(8.21, 8.21, 8.21) @1732.6 MHz;
- Sensor-Surface: 4mm (Mechanical Surface Detection)
- Electronics: DAE4 SN1562; Calibrated: 3/3/2020
- Phantom: SAM-Twin V8.0 P1aP2a; Type: QD 000 P41 AA; Serial: 1962
- Measurement SW: DASY52, Version 52.10 (2) ;

Area Scan (71x91x1): Interpolated grid: $dx=1.500 \text{ mm}$, $dy=1.500 \text{ mm}$

Maximum value of SAR (interpolated) = 0.431 W/kg

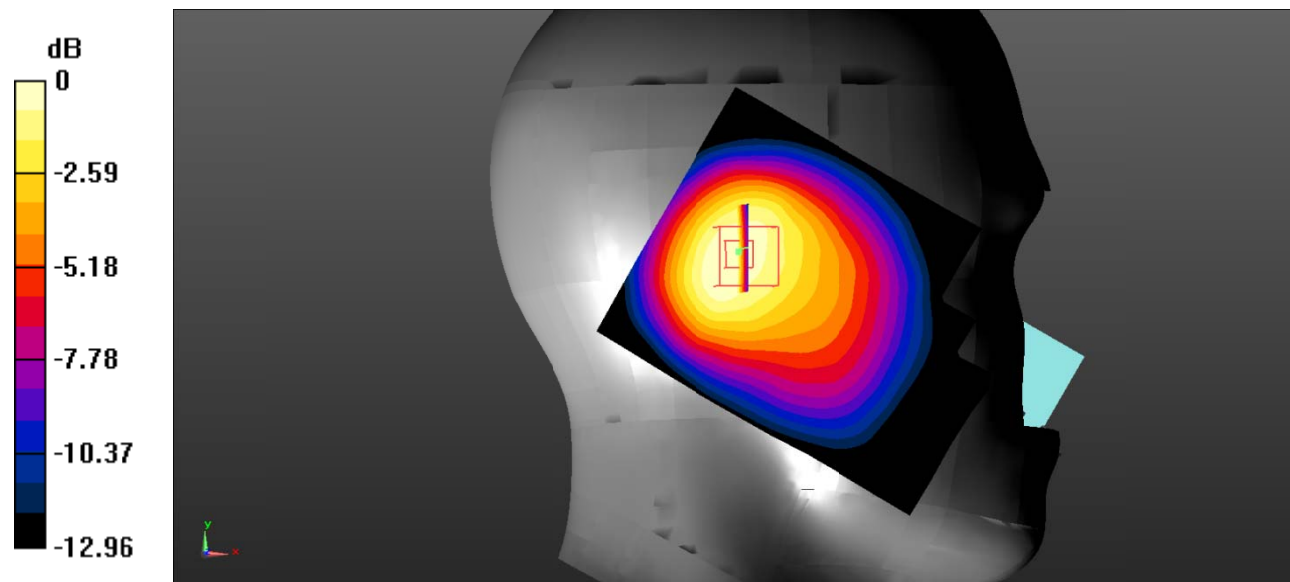
Zoom Scan (5x5x7)/Cube 0: Measurement grid: $dx=8\text{mm}$, $dy=8\text{mm}$, $dz=5\text{mm}$

Reference Value = 17.85 V/m; Power Drift = 0.02 dB

Peak SAR (extrapolated) = 0.566 W/kg

SAR(1 g) = 0.405 W/kg; SAR(10 g) = 0.268 W/kg

Maximum value of SAR (measured) = 0.424 W/kg



0 dB = 0.424 W/kg = -3.73 dBW/kg

Test Plot 27#: WCDMA Band 4_Head Right Cheek_Middle

DUT: Ultimate; Type: Ultimate DragonX; Serial: RSZ201224003-SA-S1;

Communication System: Communication System: UID 0, WCDMA; Frequency: 1732.6 MHz; Duty Cycle: 1:1
 Medium parameters used: $f = 1732.6 \text{ MHz}$; $\sigma = 1.34 \text{ S/m}$; $\epsilon_r = 40.798$; $\rho = 1000 \text{ kg/m}^3$;
 Phantom section: Right Section

DASY5 Configuration:

- Probe: EX3DV4 - SN7522; ConvF(8.21, 8.21, 8.21) @1732.6 MHz;
- Sensor-Surface: 4mm (Mechanical Surface Detection)
- Electronics: DAE4 SN1562; Calibrated: 3/3/2020
- Phantom: SAM-Twin V8.0 P1aP2a; Type: QD 000 P41 AA; Serial: 1962
- Measurement SW: DASY52, Version 52.10 (2) ;

Area Scan (71x91x1): Interpolated grid: dx=1.500 mm, dy=1.500 mm

Maximum value of SAR (interpolated) = 0.577 W/kg

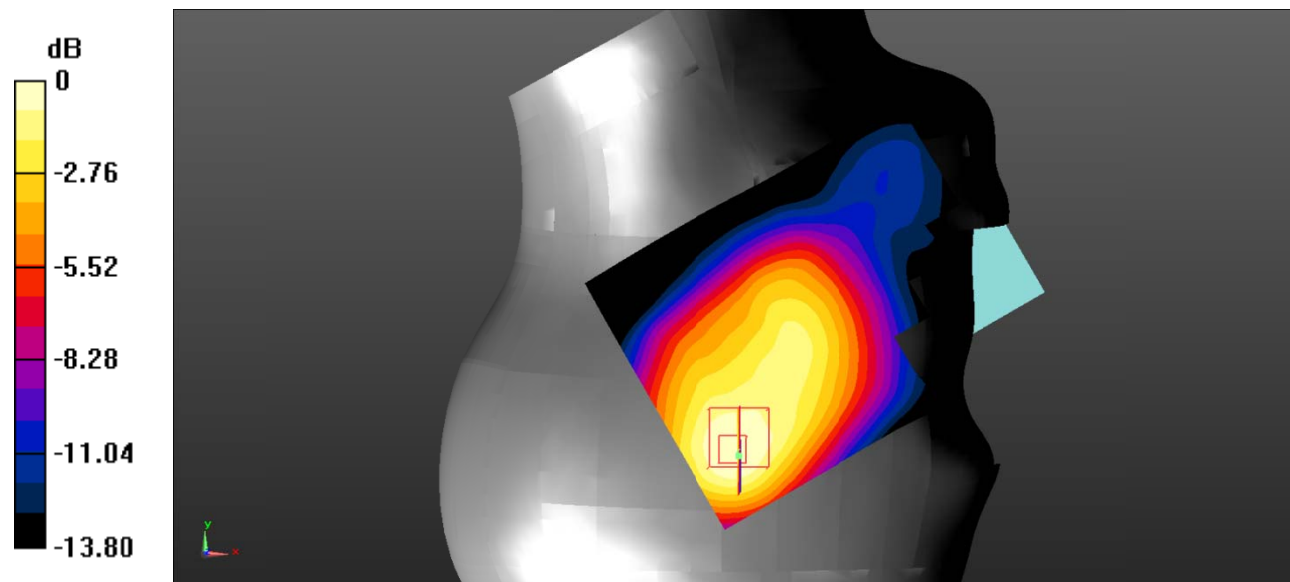
Zoom Scan (5x5x7)/Cube 0: Measurement grid: dx=8mm, dy=8mm, dz=5mm

Reference Value = 14.68 V/m; Power Drift = -0.08 dB

Peak SAR (extrapolated) = 0.741 W/kg

SAR(1 g) = 0.519 W/kg; SAR(10 g) = 0.337 W/kg

Maximum value of SAR (measured) = 0.542 W/kg



0 dB = 0.542 W/kg = -2.66 dBW/kg

Test Plot 28#: WCDMA Band 4_Head Right Tilt_Middle

DUT: Ultimate; Type: Ultimate DragonX; Serial: RSZ201224003-SA-S1;

Communication System: Communication System: UID 0, WCDMA; Frequency: 1732.6 MHz; Duty Cycle: 1:1
 Medium parameters used: $f = 1732.6 \text{ MHz}$; $\sigma = 1.34 \text{ S/m}$; $\epsilon_r = 40.798$; $\rho = 1000 \text{ kg/m}^3$;
 Phantom section: Right Section

DASY5 Configuration:

- Probe: EX3DV4 - SN7522; ConvF(8.21, 8.21, 8.21) @1732.6 MHz;
- Sensor-Surface: 4mm (Mechanical Surface Detection)
- Electronics: DAE4 SN1562; Calibrated: 3/3/2020
- Phantom: SAM-Twin V8.0 P1aP2a; Type: QD 000 P41 AA; Serial: 1962
- Measurement SW: DASY52, Version 52.10 (2) ;

Area Scan (71x91x1): Interpolated grid: $dx=1.500 \text{ mm}$, $dy=1.500 \text{ mm}$

Maximum value of SAR (interpolated) = 0.545 W/kg

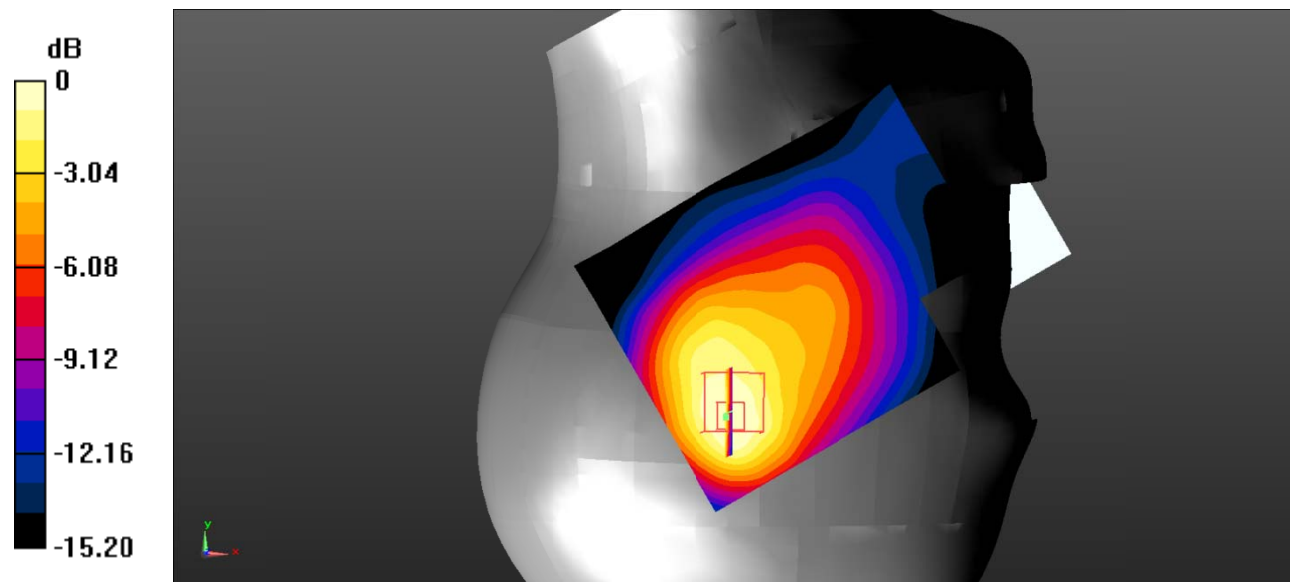
Zoom Scan (5x5x7)/Cube 0: Measurement grid: $dx=8\text{mm}$, $dy=8\text{mm}$, $dz=5\text{mm}$

Reference Value = 18.22 V/m; Power Drift = -0.06 dB

Peak SAR (extrapolated) = 0.753 W/kg

SAR(1 g) = 0.490 W/kg; SAR(10 g) = 0.307 W/kg

Maximum value of SAR (measured) = 0.515 W/kg



0 dB = 0.515 W/kg = -2.88 dBW/kg

Test Plot 29#: WCDMA Band 4_Body Back_Middle

DUT: Ultimate; Type: Ultimate DragonX; Serial: RSZ201224003-SA-S1;

Communication System: Communication System: UID 0, WCDMA; Frequency: 1732.6 MHz; Duty Cycle: 1:1
 Medium parameters used: $f = 1732.6 \text{ MHz}$; $\sigma = 1.34 \text{ S/m}$; $\epsilon_r = 40.798$; $\rho = 1000 \text{ kg/m}^3$;
 Phantom section: Flat Section

DASY5 Configuration:

- Probe: EX3DV4 - SN7522; ConvF(8.21, 8.21, 8.21) @1732.6 MHz;
- Sensor-Surface: 4mm (Mechanical Surface Detection)
- Electronics: DAE4 SN1562; Calibrated: 3/3/2020
- Phantom: SAM-Twin V8.0 P1aP2a; Type: QD 000 P41 AA; Serial: 1962
- Measurement SW: DASY52, Version 52.10 (2) ;

Area Scan (71x91x1): Interpolated grid: $dx=1.500 \text{ mm}$, $dy=1.500 \text{ mm}$

Maximum value of SAR (interpolated) = 0.450 W/kg

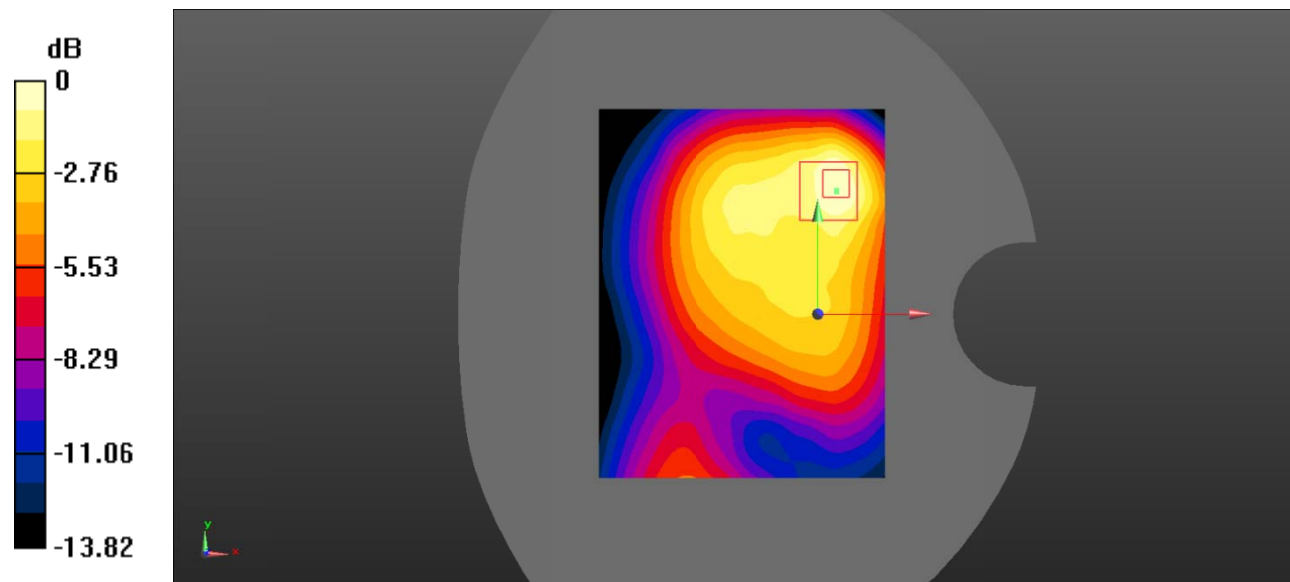
Zoom Scan (5x5x7)/Cube 0: Measurement grid: $dx=8\text{mm}$, $dy=8\text{mm}$, $dz=5\text{mm}$

Reference Value = 13.48 V/m; Power Drift = -0.02 dB

Peak SAR (extrapolated) = 0.673 W/kg

SAR(1 g) = 0.391 W/kg; SAR(10 g) = 0.224 W/kg

Maximum value of SAR (measured) = 0.416 W/kg



0 dB = 0.416 W/kg = -3.81 dBW/kg

Test Plot 30#: WCDMA Band 4_Body Left_Middle

DUT: Ultimate; Type: Ultimate DragonX; Serial: RSZ201224003-SA-S1;

Communication System: Communication System: UID 0, WCDMA; Frequency: 1732.6 MHz; Duty Cycle: 1:1
 Medium parameters used: $f = 1732.6 \text{ MHz}$; $\sigma = 1.34 \text{ S/m}$; $\epsilon_r = 40.798$; $\rho = 1000 \text{ kg/m}^3$;
 Phantom section: Flat Section

DASY5 Configuration:

- Probe: EX3DV4 - SN7522; ConvF(8.21, 8.21, 8.21) @1732.6 MHz;
- Sensor-Surface: 4mm (Mechanical Surface Detection)
- Electronics: DAE4 SN1562; Calibrated: 3/3/2020
- Phantom: SAM-Twin V8.0 P1aP2a; Type: QD 000 P41 AA; Serial: 1962
- Measurement SW: DASY52, Version 52.10 (2) ;

Area Scan (71x91x1): Interpolated grid: dx=1.500 mm, dy=1.500 mm

Maximum value of SAR (interpolated) = 0.369 W/kg

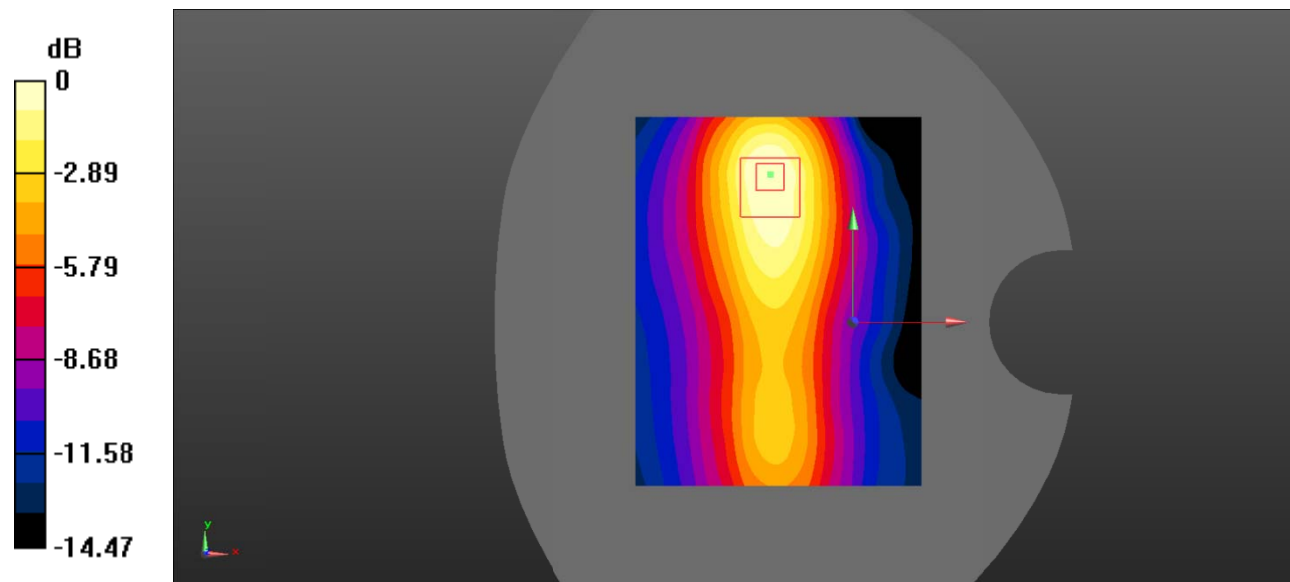
Zoom Scan (5x5x7)/Cube 0: Measurement grid: dx=8mm, dy=8mm, dz=5mm

Reference Value = 12.26 V/m; Power Drift = -0.09 dB

Peak SAR (extrapolated) = 0.503 W/kg

SAR(1 g) = 0.327 W/kg; SAR(10 g) = 0.204 W/kg

Maximum value of SAR (measured) = 0.346 W/kg



0 dB = 0.346 W/kg = -4.61 dBW/kg

Test Plot 31#: WCDMA Band 4_Body Top_Middle

DUT: Ultimate; Type: Ultimate DragonX; Serial: RSZ201224003-SA-S1;

Communication System: Communication System: UID 0, WCDMA; Frequency: 1732.6 MHz; Duty Cycle: 1:1
 Medium parameters used: $f = 1732.6 \text{ MHz}$; $\sigma = 1.34 \text{ S/m}$; $\epsilon_r = 40.798$; $\rho = 1000 \text{ kg/m}^3$;
 Phantom section: Flat Section

DASY5 Configuration:

- Probe: EX3DV4 - SN7522; ConvF(8.21, 8.21, 8.21) @1732.6 MHz;
- Sensor-Surface: 4mm (Mechanical Surface Detection)
- Electronics: DAE4 SN1562; Calibrated: 3/3/2020
- Phantom: SAM-Twin V8.0 P1aP2a; Type: QD 000 P41 AA; Serial: 1962
- Measurement SW: DASY52, Version 52.10 (2) ;

Area Scan (71x91x1): Interpolated grid: dx=1.500 mm, dy=1.500 mm

Maximum value of SAR (interpolated) = 0.315 W/kg

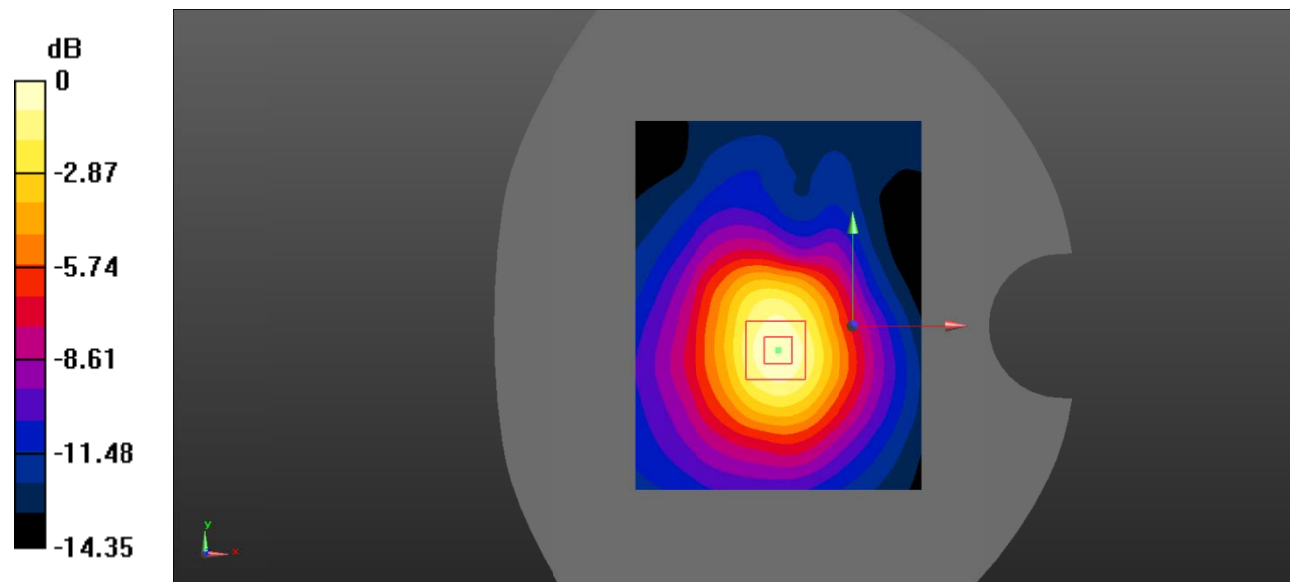
Zoom Scan (5x5x7)/Cube 0: Measurement grid: dx=8mm, dy=8mm, dz=5mm

Reference Value = 14.45 V/m; Power Drift = -0.09 dB

Peak SAR (extrapolated) = 0.446 W/kg

SAR(1 g) = 0.297 W/kg; SAR(10 g) = 0.185 W/kg

Maximum value of SAR (measured) = 0.315 W/kg



0 dB = 0.315 W/kg = -5.02 dBW/kg

Test Plot 32#: WCDMA Band 5_Head Left Cheek_Middle

DUT: Ultimate; Type: Ultimate DragonX; Serial: RSZ201224003-SA-S1;

Communication System: Communication System: UID 0, WCDMA; Frequency: 836.6 MHz;Duty Cycle: 1:1
 Medium parameters used: $f = 836.6 \text{ MHz}$; $\sigma = 0.892 \text{ S/m}$; $\epsilon_r = 40.502$; $\rho = 1000 \text{ kg/m}^3$;
 Phantom section: Left Section

DASY5 Configuration:

- Probe: EX3DV4 - SN7522; ConvF(9.92, 9.92, 9.92) @836.6 MHz;
- Sensor-Surface: 4mm (Mechanical Surface Detection)
- Electronics: DAE4 SN1562;Calibrated: 3/3/2020
- Phantom: SAM-Twin V8.0 P1aP2a; Type: QD 000 P41 AA; Serial: 1962
- Measurement SW: DASY52, Version 52.10 (2) ;

Area Scan (71x91x1): Interpolated grid: $dx=1.500 \text{ mm}$, $dy=1.500 \text{ mm}$

Maximum value of SAR (interpolated) = 0.248 W/kg

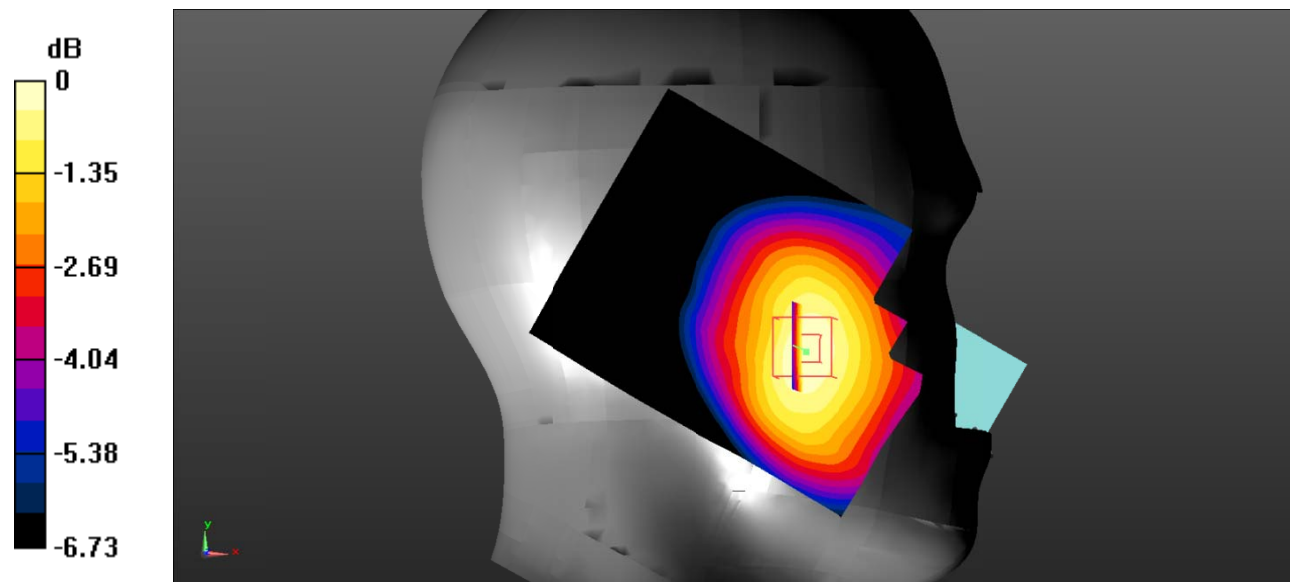
Zoom Scan (5x5x7)/Cube 0: Measurement grid: $dx=8\text{mm}$, $dy=8\text{mm}$, $dz=5\text{mm}$

Reference Value = 5.735 V/m; Power Drift = 0.08 dB

Peak SAR (extrapolated) = 0.279 W/kg

SAR(1 g) = 0.238 W/kg; SAR(10 g) = 0.190 W/kg

Maximum value of SAR (measured) = 0.246 W/kg



0 dB = 0.246 W/kg = -6.09 dBW/kg

Test Plot 33#: WCDMA Band 5_Head Left Tilt_Middle

DUT: Ultimate; Type: Ultimate DragonX; Serial: RSZ201224003-SA-S1;

Communication System: Communication System: UID 0, WCDMA; Frequency: 836.6 MHz; Duty Cycle: 1:1
 Medium parameters used: $f = 836.6 \text{ MHz}$; $\sigma = 0.892 \text{ S/m}$; $\epsilon_r = 40.502$; $\rho = 1000 \text{ kg/m}^3$;
 Phantom section: Left Section

DASY5 Configuration:

- Probe: EX3DV4 - SN7522; ConvF(9.92, 9.92, 9.92) @836.6 MHz;
- Sensor-Surface: 4mm (Mechanical Surface Detection)
- Electronics: DAE4 SN1562; Calibrated: 3/3/2020
- Phantom: SAM-Twin V8.0 P1aP2a; Type: QD 000 P41 AA; Serial: 1962
- Measurement SW: DASY52, Version 52.10 (2) ;

Area Scan (71x91x1): Interpolated grid: $dx=1.500 \text{ mm}$, $dy=1.500 \text{ mm}$

Maximum value of SAR (interpolated) = 0.197 W/kg

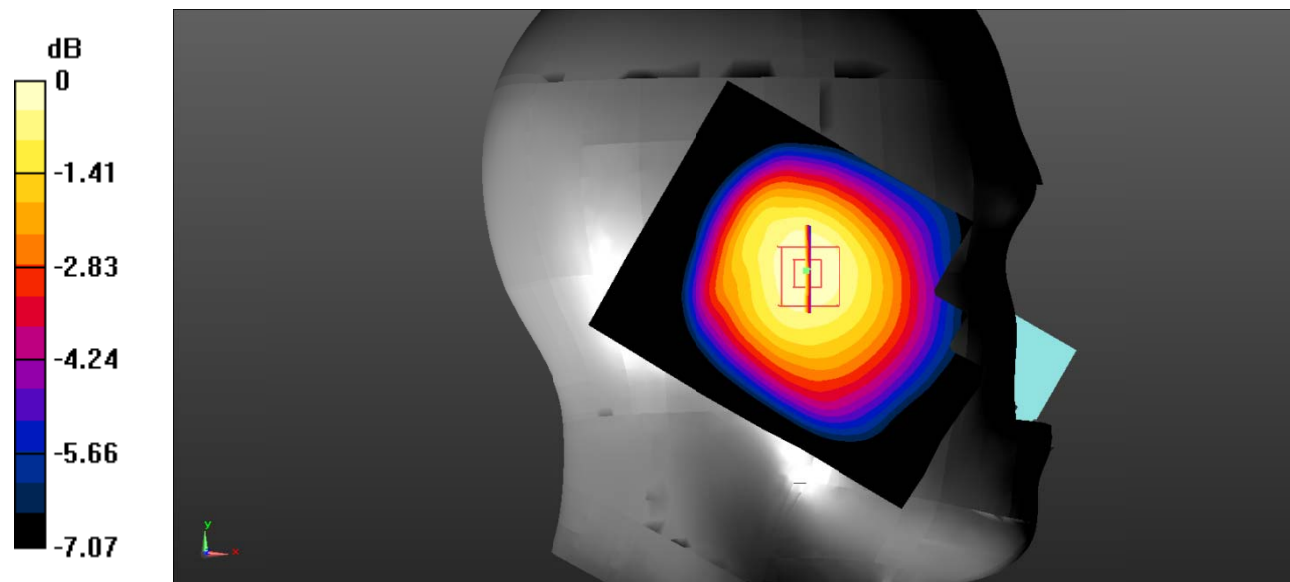
Zoom Scan (5x5x7)/Cube 0: Measurement grid: $dx=8\text{mm}$, $dy=8\text{mm}$, $dz=5\text{mm}$

Reference Value = 10.91 V/m; Power Drift = -0.06 dB

Peak SAR (extrapolated) = 0.224 W/kg

SAR(1 g) = 0.188 W/kg; SAR(10 g) = 0.151 W/kg

Maximum value of SAR (measured) = 0.195 W/kg



0 dB = 0.195 W/kg = -7.10 dBW/kg

Test Plot 34#: WCDMA Band 5_Head Right Cheek_Middle

DUT: Ultimate; Type: Ultimate DragonX; Serial: RSZ201224003-SA-S1;

Communication System: Communication System: UID 0, WCDMA; Frequency: 836.6 MHz; Duty Cycle: 1:1
 Medium parameters used: $f = 836.6 \text{ MHz}$; $\sigma = 0.892 \text{ S/m}$; $\epsilon_r = 40.502$; $\rho = 1000 \text{ kg/m}^3$;
 Phantom section: Right Section

DASY5 Configuration:

- Probe: EX3DV4 - SN7522; ConvF(9.92, 9.92, 9.92) @836.6 MHz;
- Sensor-Surface: 4mm (Mechanical Surface Detection)
- Electronics: DAE4 SN1562; Calibrated: 3/3/2020
- Phantom: SAM-Twin V8.0 P1aP2a; Type: QD 000 P41 AA; Serial: 1962
- Measurement SW: DASY52, Version 52.10 (2) ;

Area Scan (71x91x1): Interpolated grid: $dx=1.500 \text{ mm}$, $dy=1.500 \text{ mm}$

Maximum value of SAR (interpolated) = 0.335 W/kg

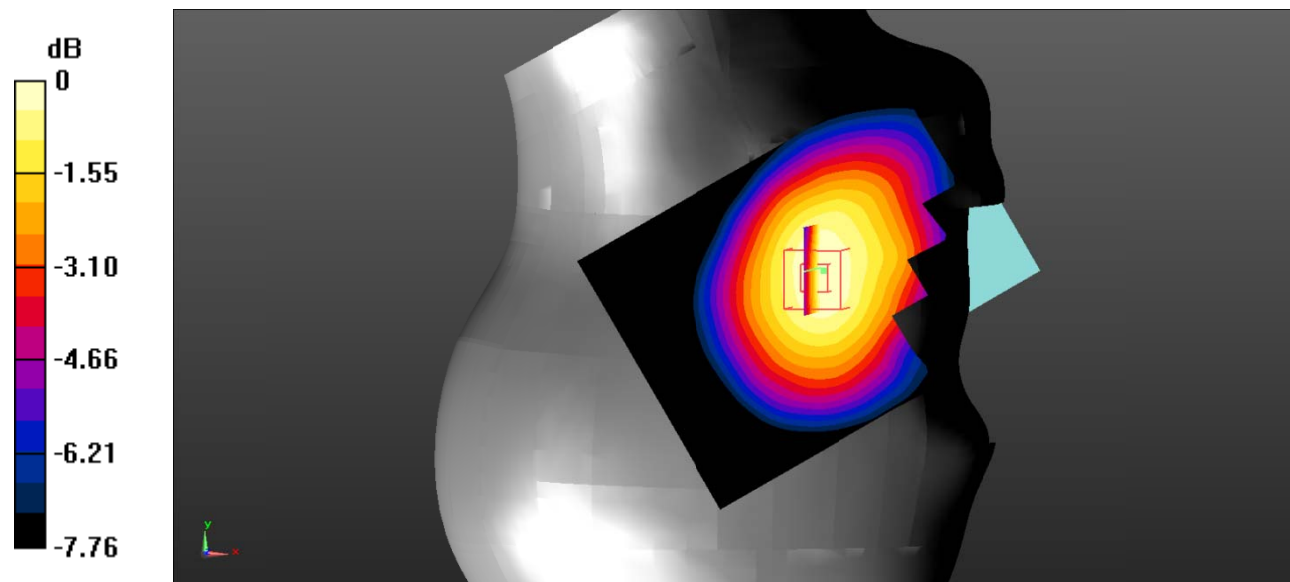
Zoom Scan (5x5x7)/Cube 0: Measurement grid: $dx=8\text{mm}$, $dy=8\text{mm}$, $dz=5\text{mm}$

Reference Value = 5.623 V/m; Power Drift = 0.04 dB

Peak SAR (extrapolated) = 0.371 W/kg

SAR(1 g) = 0.314 W/kg; SAR(10 g) = 0.250 W/kg

Maximum value of SAR (measured) = 0.324 W/kg



0 dB = 0.324 W/kg = -4.89 dBW/kg

Test Plot 35#: WCDMA Band 5_Head Right Tilt_Middle

DUT: Ultimate; Type: Ultimate DragonX; Serial: RSZ201224003-SA-S1;

Communication System: Communication System: UID 0, WCDMA; Frequency: 836.6 MHz; Duty Cycle: 1:1
 Medium parameters used: $f = 836.6 \text{ MHz}$; $\sigma = 0.892 \text{ S/m}$; $\epsilon_r = 40.502$; $\rho = 1000 \text{ kg/m}^3$;
 Phantom section: Right Section

DASY5 Configuration:

- Probe: EX3DV4 - SN7522; ConvF(9.92, 9.92, 9.92) @836.6 MHz;
- Sensor-Surface: 4mm (Mechanical Surface Detection)
- Electronics: DAE4 SN1562; Calibrated: 3/3/2020
- Phantom: SAM-Twin V8.0 P1aP2a; Type: QD 000 P41 AA; Serial: 1962
- Measurement SW: DASY52, Version 52.10 (2) ;

Area Scan (71x91x1): Interpolated grid: $dx=1.500 \text{ mm}$, $dy=1.500 \text{ mm}$

Maximum value of SAR (interpolated) = 0.191 W/kg


Zoom Scan (5x5x7)/Cube 0: Measurement grid: $dx=8\text{mm}$, $dy=8\text{mm}$, $dz=5\text{mm}$

Reference Value = 11.11 V/m; Power Drift = 0.06 dB

Peak SAR (extrapolated) = 0.261 W/kg

SAR(1 g) = 0.187 W/kg; SAR(10 g) = 0.149 W/kg

Maximum value of SAR (measured) = 0.193 W/kg



0 dB = 0.193 W/kg = -7.14 dBW/kg

Test Plot 36#: WCDMA Band 5_Body Back_Middle

DUT: Ultimate; Type: Ultimate DragonX; Serial: RSZ201224003-SA-S1;

Communication System: Communication System: UID 0, WCDMA; Frequency: 836.6 MHz;Duty Cycle: 1:1
 Medium parameters used: $f = 836.6 \text{ MHz}$; $\sigma = 0.892 \text{ S/m}$; $\epsilon_r = 40.502$; $\rho = 1000 \text{ kg/m}^3$;
 Phantom section: Flat Section

DASY5 Configuration:

- Probe: EX3DV4 - SN7522; ConvF(9.92, 9.92, 9.92) @836.6 MHz;
- Sensor-Surface: 4mm (Mechanical Surface Detection)
- Electronics: DAE4 SN1562;Calibrated: 3/3/2020
- Phantom: SAM-Twin V8.0 P1aP2a; Type: QD 000 P41 AA; Serial: 1962
- Measurement SW: DASY52, Version 52.10 (2) ;

Area Scan (71x91x1): Interpolated grid: $dx=1.500 \text{ mm}$, $dy=1.500 \text{ mm}$

Maximum value of SAR (interpolated) = 0.340 W/kg

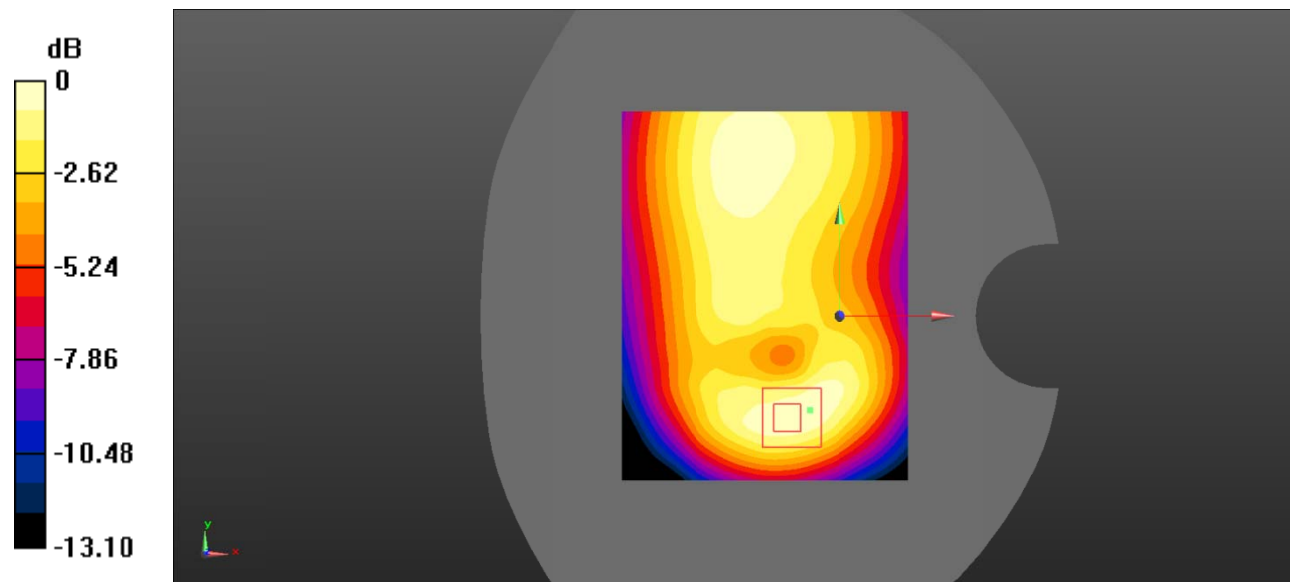
Zoom Scan (5x5x7)/Cube 0: Measurement grid: $dx=8\text{mm}$, $dy=8\text{mm}$, $dz=5\text{mm}$

Reference Value = 16.17 V/m; Power Drift = 0.02 dB

Peak SAR (extrapolated) = 0.527 W/kg

SAR(1 g) = 0.335 W/kg; SAR(10 g) = 0.198 W/kg

Maximum value of SAR (measured) = 0.354 W/kg



0 dB = 0.354 W/kg = -4.51 dBW/kg

Test Plot 37#: WCDMA Band 5_Body Left_Middle

DUT: Ultimate; Type: Ultimate DragonX; Serial: RSZ201224003-SA-S1;

Communication System: Communication System: UID 0, WCDMA; Frequency: 836.6 MHz; Duty Cycle: 1:1
 Medium parameters used: $f = 836.6 \text{ MHz}$; $\sigma = 0.892 \text{ S/m}$; $\epsilon_r = 40.502$; $\rho = 1000 \text{ kg/m}^3$;
 Phantom section: Flat Section

DASY5 Configuration:

- Probe: EX3DV4 - SN7522; ConvF(9.92, 9.92, 9.92) @836.6 MHz;
- Sensor-Surface: 4mm (Mechanical Surface Detection)
- Electronics: DAE4 SN1562; Calibrated: 3/3/2020
- Phantom: SAM-Twin V8.0 P1aP2a; Type: QD 000 P41 AA; Serial: 1962
- Measurement SW: DASY52, Version 52.10 (2) ;

Area Scan (71x91x1): Interpolated grid: $dx=1.500 \text{ mm}$, $dy=1.500 \text{ mm}$

Maximum value of SAR (interpolated) = 0.157 W/kg

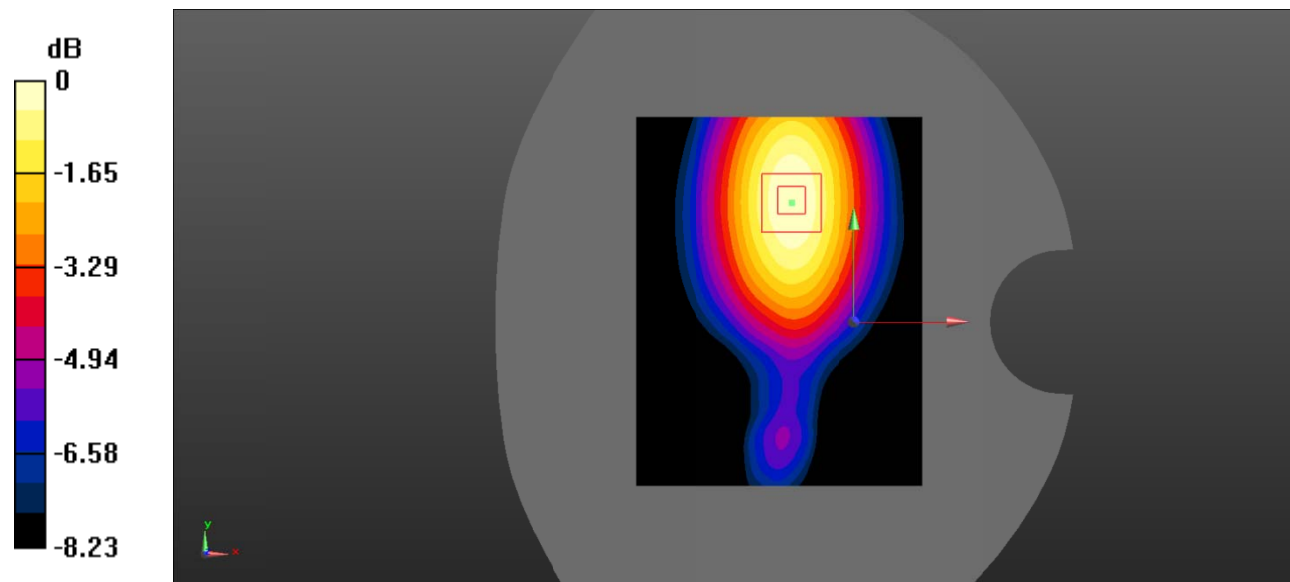
Zoom Scan (5x5x7)/Cube 0: Measurement grid: $dx=8\text{mm}$, $dy=8\text{mm}$, $dz=5\text{mm}$

Reference Value = 8.822 V/m; Power Drift = 0.09 dB

Peak SAR (extrapolated) = 0.204 W/kg

SAR(1 g) = 0.149 W/kg; SAR(10 g) = 0.105 W/kg

Maximum value of SAR (measured) = 0.157 W/kg



0 dB = 0.157 W/kg = -8.04 dBW/kg

Test Plot 38#: WCDMA Band 5_Body Right_Middle

DUT: Ultimate; Type: Ultimate DragonX; Serial: RSZ201224003-SA-S1;

Communication System: Communication System: UID 0, WCDMA; Frequency: 836.6 MHz; Duty Cycle: 1:1
 Medium parameters used: $f = 836.6 \text{ MHz}$; $\sigma = 0.892 \text{ S/m}$; $\epsilon_r = 40.502$; $\rho = 1000 \text{ kg/m}^3$;
 Phantom section: Flat Section

DASY5 Configuration:

- Probe: EX3DV4 - SN7522; ConvF(9.92, 9.92, 9.92) @836.6 MHz;
- Sensor-Surface: 4mm (Mechanical Surface Detection)
- Electronics: DAE4 SN1562; Calibrated: 3/3/2020
- Phantom: SAM-Twin V8.0 P1aP2a; Type: QD 000 P41 AA; Serial: 1962
- Measurement SW: DASY52, Version 52.10 (2) ;

Area Scan (71x91x1): Interpolated grid: $dx=1.500 \text{ mm}$, $dy=1.500 \text{ mm}$

Maximum value of SAR (interpolated) = 0.360 W/kg

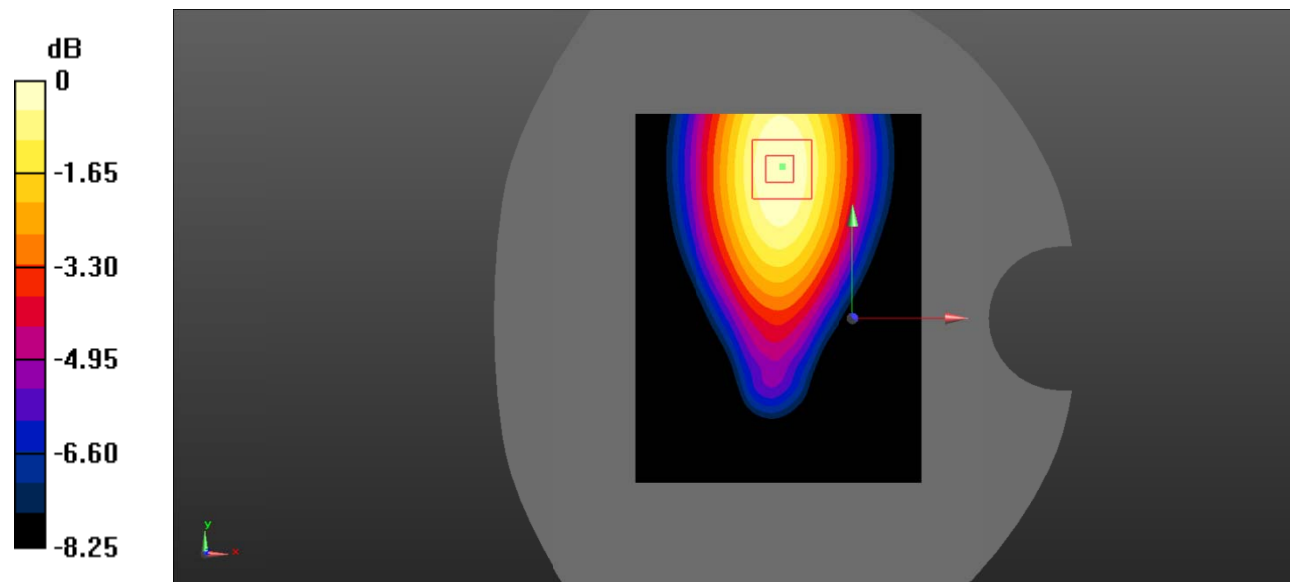
Zoom Scan (5x5x7)/Cube 0: Measurement grid: $dx=8\text{mm}$, $dy=8\text{mm}$, $dz=5\text{mm}$

Reference Value = 13.10 V/m; Power Drift = -0.14 dB

Peak SAR (extrapolated) = 0.461 W/kg

SAR(1 g) = 0.340 W/kg; SAR(10 g) = 0.242 W/kg

Maximum value of SAR (measured) = 0.358 W/kg



0 dB = 0.358 W/kg = -4.46 dBW/kg

Test Plot 39#: WCDMA Band 5_Body Bottom_Middle

DUT: Ultimate; Type: Ultimate DragonX; Serial: RSZ201224003-SA-S1;

Communication System: Communication System: UID 0, WCDMA; Frequency: 836.6 MHz; Duty Cycle: 1:1
 Medium parameters used: $f = 836.6 \text{ MHz}$; $\sigma = 0.892 \text{ S/m}$; $\epsilon_r = 40.502$; $\rho = 1000 \text{ kg/m}^3$;
 Phantom section: Flat Section

DASY5 Configuration:

- Probe: EX3DV4 - SN7522; ConvF(9.92, 9.92, 9.92) @836.6 MHz;
- Sensor-Surface: 4mm (Mechanical Surface Detection)
- Electronics: DAE4 SN1562; Calibrated: 3/3/2020
- Phantom: SAM-Twin V8.0 P1aP2a; Type: QD 000 P41 AA; Serial: 1962
- Measurement SW: DASY52, Version 52.10 (2) ;

Area Scan (71x91x1): Interpolated grid: $dx=1.500 \text{ mm}$, $dy=1.500 \text{ mm}$

Maximum value of SAR (interpolated) = 0.341 W/kg

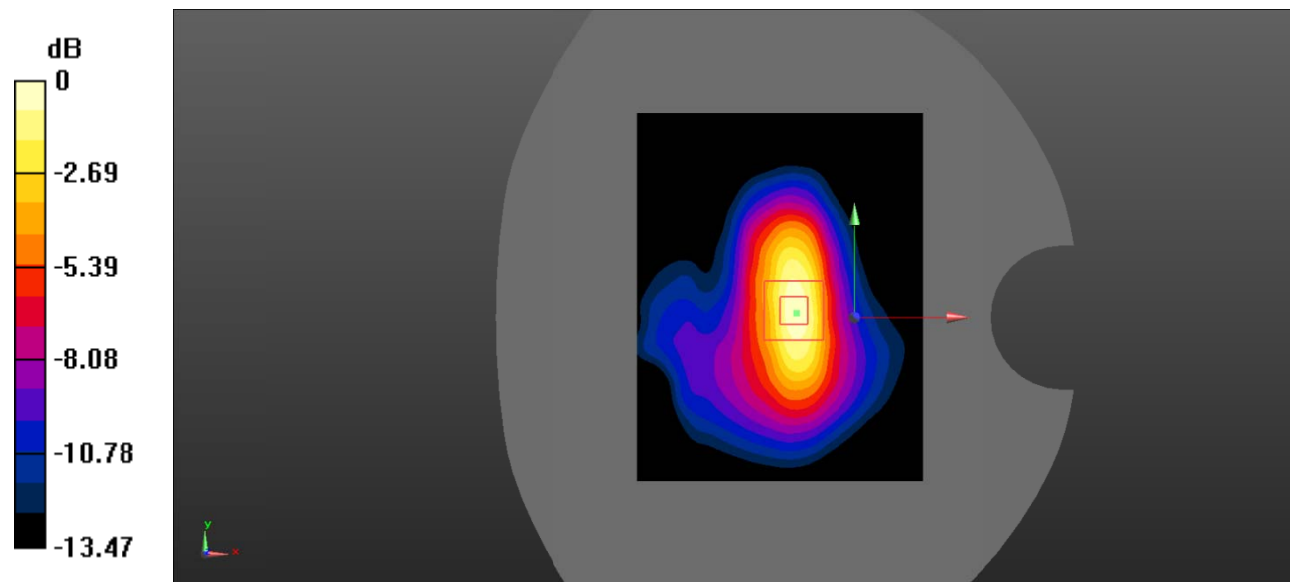
Zoom Scan (5x5x7)/Cube 0: Measurement grid: $dx=8\text{mm}$, $dy=8\text{mm}$, $dz=5\text{mm}$

Reference Value = 19.41 V/m; Power Drift = -0.10 dB

Peak SAR (extrapolated) = 0.603 W/kg

SAR(1 g) = 0.319 W/kg; SAR(10 g) = 0.168 W/kg

Maximum value of SAR (measured) = 0.356 W/kg



0 dB = 0.356 W/kg = -4.49 dBW/kg

Test Plot 40#: LTE Band 2_Head Left Cheek_1RB_Middle

DUT: Ultimate; Type: Ultimate DragonX; Serial: RSZ201224003-SA-S1;

Communication System: Generic FDD-LTE; Frequency: 1880 MHz; Duty Cycle: 1:1
 Medium parameters used: $f = 1880$ MHz; $\sigma = 1.423$ S/m; $\epsilon_r = 40.027$; $\rho = 1000$ kg/m³ ;
 Phantom section: Left Section

DASY5 Configuration:

- Probe: EX3DV4 - SN7522; ConvF(7.95, 7.95, 7.95) @1880 MHz;
- Sensor-Surface: 4mm (Mechanical Surface Detection)
- Electronics: DAE4 SN1562; Calibrated: 3/3/2020
- Phantom: SAM-Twin V8.0 P1aP2a; Type: QD 000 P41 AA; Serial: 1962
- Measurement SW: DASY52, Version 52.10 (2) ;

Area Scan (71x91x1): Interpolated grid: dx=1.500 mm, dy=1.500 mm

Maximum value of SAR (interpolated) = 0.343 W/kg

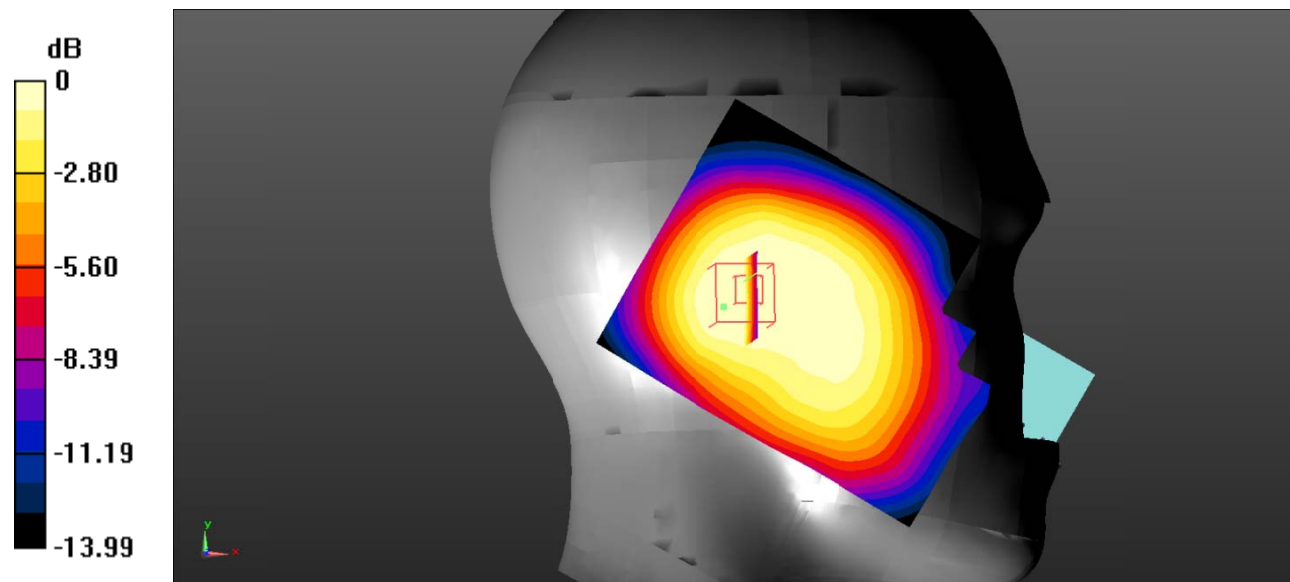
Zoom Scan (5x5x7)/Cube 0: Measurement grid: dx=8mm, dy=8mm, dz=5mm

Reference Value = 14.65 V/m; Power Drift = 0.06 dB

Peak SAR (extrapolated) = 0.447 W/kg

SAR(1 g) = 0.308 W/kg; SAR(10 g) = 0.214 W/kg

Maximum value of SAR (measured) = 0.324 W/kg



0 dB = 0.324 W/kg = -4.89 dBW/kg

Test Plot 41#: LTE Band 2_Head Left Cheek_50%RB_Middle

DUT: Ultimate; Type: Ultimate DragonX; Serial: RSZ201224003-SA-S1;

Communication System: Generic FDD-LTE; Frequency: 1880 MHz;Duty Cycle: 1:1
 Medium parameters used: $f = 1880 \text{ MHz}$; $\sigma = 1.423 \text{ S/m}$; $\epsilon_r = 40.027$; $\rho = 1000 \text{ kg/m}^3$;
 Phantom section: Left Section

DASY5 Configuration:

- Probe: EX3DV4 - SN7522; ConvF(7.95, 7.95, 7.95) @1880 MHz;
- Sensor-Surface: 4mm (Mechanical Surface Detection)
- Electronics: DAE4 SN1562;Calibrated: 3/3/2020
- Phantom: SAM-Twin V8.0 P1aP2a; Type: QD 000 P41 AA; Serial: 1962
- Measurement SW: DASY52, Version 52.10 (2) ;

Area Scan (71x91x1): Interpolated grid: $dx=1.500 \text{ mm}$, $dy=1.500 \text{ mm}$

Maximum value of SAR (interpolated) = 0.266 W/kg

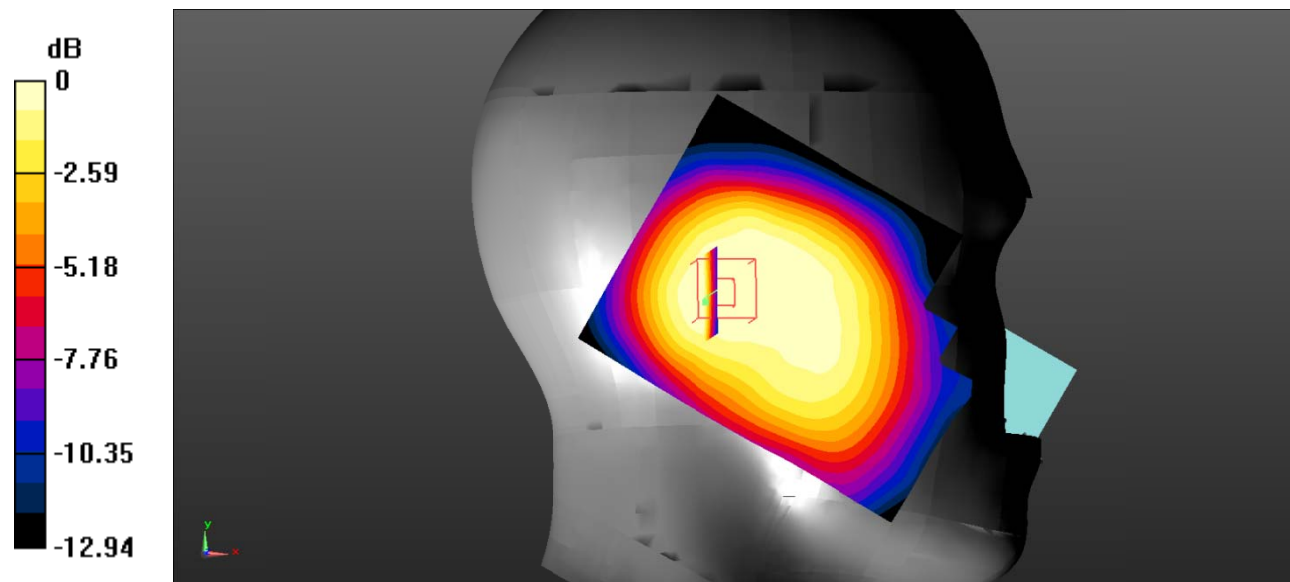
Zoom Scan (5x5x7)/Cube 0: Measurement grid: $dx=8\text{mm}$, $dy=8\text{mm}$, $dz=5\text{mm}$

Reference Value = 12.98 V/m; Power Drift = 0.02 dB

Peak SAR (extrapolated) = 0.336 W/kg

SAR(1 g) = 0.239 W/kg; SAR(10 g) = 0.166 W/kg

Maximum value of SAR (measured) = 0.251 W/kg



0 dB = 0.251 W/kg = -6.00 dBW/kg

Test Plot 42#: LTE Band 2_Head Left Tilt_1RB_Middle

DUT: Ultimate; Type: Ultimate DragonX; Serial: RSZ201224003-SA-S1;

Communication System: Generic FDD-LTE; Frequency: 1880 MHz;Duty Cycle: 1:1
 Medium parameters used: $f = 1880 \text{ MHz}$; $\sigma = 1.423 \text{ S/m}$; $\epsilon_r = 40.027$; $\rho = 1000 \text{ kg/m}^3$;
 Phantom section: Left Section

DASY5 Configuration:

- Probe: EX3DV4 - SN7522; ConvF(7.95, 7.95, 7.95) @1880 MHz;
- Sensor-Surface: 4mm (Mechanical Surface Detection)
- Electronics: DAE4 SN1562;Calibrated: 3/3/2020
- Phantom: SAM-Twin V8.0 P1aP2a; Type: QD 000 P41 AA; Serial: 1962
- Measurement SW: DASY52, Version 52.10 (2) ;

Area Scan (71x91x1): Interpolated grid: $dx=1.500 \text{ mm}$, $dy=1.500 \text{ mm}$

Maximum value of SAR (interpolated) = 0.374 W/kg

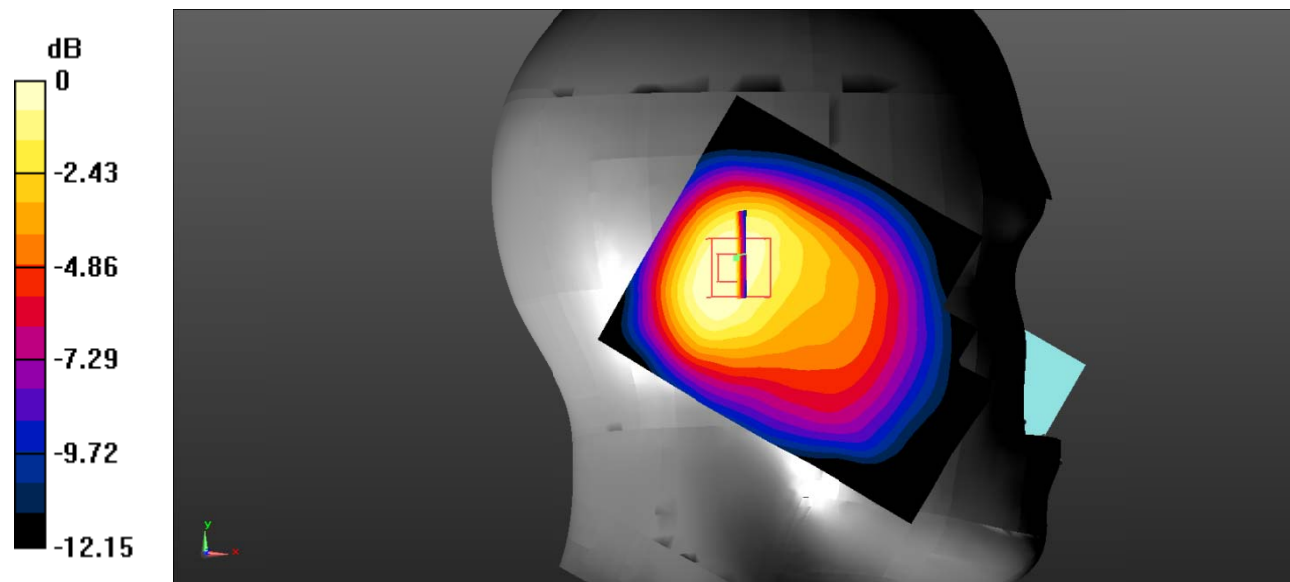
Zoom Scan (5x5x7)/Cube 0: Measurement grid: $dx=8\text{mm}$, $dy=8\text{mm}$, $dz=5\text{mm}$

Reference Value = 16.11 V/m; Power Drift = 0.02 dB

Peak SAR (extrapolated) = 0.500 W/kg

SAR(1 g) = 0.343 W/kg; SAR(10 g) = 0.228 W/kg

Maximum value of SAR (measured) = 0.365 W/kg



0 dB = 0.365 W/kg = -4.38 dBW/kg

Test Plot 43#: LTE Band 2_Head Left Tilt_50%RB_Middle

DUT: Ultimate; Type: Ultimate DragonX; Serial: RSZ201224003-SA-S1;

Communication System: Generic FDD-LTE; Frequency: 1880 MHz; Duty Cycle: 1:1
 Medium parameters used: $f = 1880 \text{ MHz}$; $\sigma = 1.423 \text{ S/m}$; $\epsilon_r = 40.027$; $\rho = 1000 \text{ kg/m}^3$;
 Phantom section: Left Section

DASY5 Configuration:

- Probe: EX3DV4 - SN7522; ConvF(7.95, 7.95, 7.95) @1880 MHz;
- Sensor-Surface: 4mm (Mechanical Surface Detection)
- Electronics: DAE4 SN1562; Calibrated: 3/3/2020
- Phantom: SAM-Twin V8.0 P1aP2a; Type: QD 000 P41 AA; Serial: 1962
- Measurement SW: DASY52, Version 52.10 (2) ;

Area Scan (71x91x1): Interpolated grid: $dx=1.500 \text{ mm}$, $dy=1.500 \text{ mm}$

Maximum value of SAR (interpolated) = 0.394 W/kg


Zoom Scan (5x5x7)/Cube 0: Measurement grid: $dx=8\text{mm}$, $dy=8\text{mm}$, $dz=5\text{mm}$

Reference Value = 14.21 V/m ; Power Drift = 0.02 dB

Peak SAR (extrapolated) = 0.362 W/kg

SAR(1 g) = 0.272 W/kg ; SAR(10 g) = 0.175 W/kg

Maximum value of SAR (measured) = 0.294 W/kg



0 dB = $0.294 \text{ W/kg} = -5.32 \text{ dBW/kg}$

Test Plot 44#: LTE Band 2_Head Right Cheek_1RB_Middle

DUT: Ultimate; Type: Ultimate DragonX; Serial: RSZ201224003-SA-S1;

Communication System: Generic FDD-LTE; Frequency: 1880 MHz;Duty Cycle: 1:1
 Medium parameters used: $f = 1880 \text{ MHz}$; $\sigma = 1.423 \text{ S/m}$; $\epsilon_r = 40.027$; $\rho = 1000 \text{ kg/m}^3$;
 Phantom section: Right Section

DASY5 Configuration:

- Probe: EX3DV4 - SN7522; ConvF(7.95, 7.95, 7.95) @1880 MHz;
- Sensor-Surface: 4mm (Mechanical Surface Detection)
- Electronics: DAE4 SN1562;Calibrated: 3/3/2020
- Phantom: SAM-Twin V8.0 P1aP2a; Type: QD 000 P41 AA; Serial: 1962
- Measurement SW: DASY52, Version 52.10 (2) ;

Area Scan (71x91x1): Interpolated grid: $dx=1.500 \text{ mm}$, $dy=1.500 \text{ mm}$

Maximum value of SAR (interpolated) = 0.711 W/kg

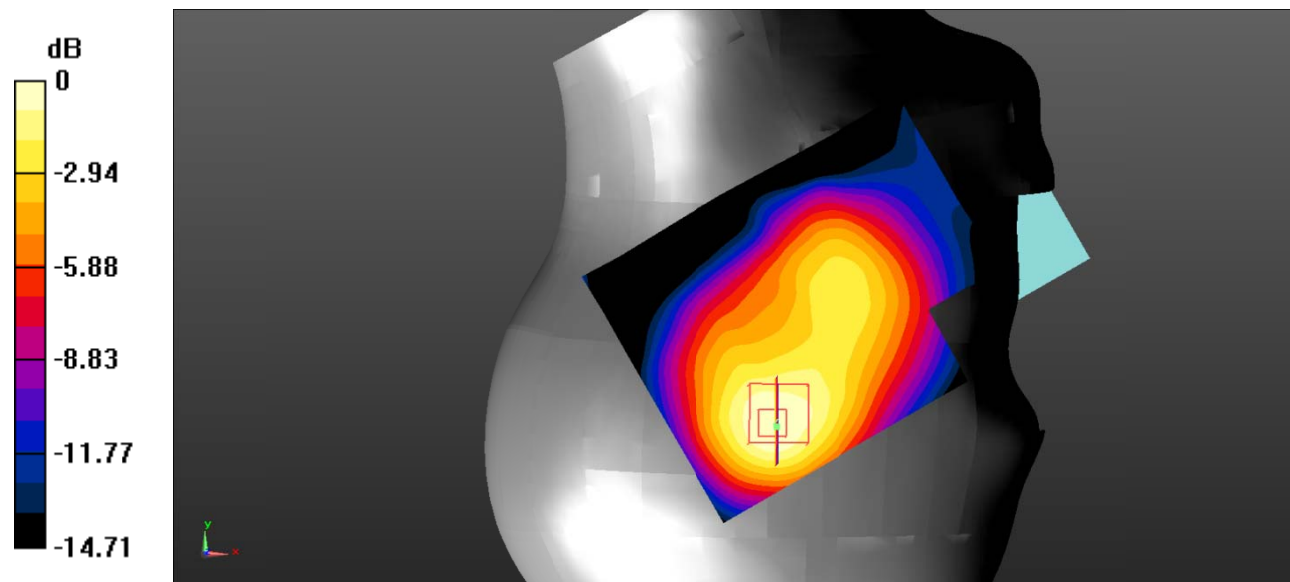
Zoom Scan (5x5x7)/Cube 0: Measurement grid: $dx=8\text{mm}$, $dy=8\text{mm}$, $dz=5\text{mm}$

Reference Value = 14.98 V/m; Power Drift = 0.00 dB

Peak SAR (extrapolated) = 0.926 W/kg

SAR(1 g) = 0.620 W/kg; SAR(10 g) = 0.395 W/kg

Maximum value of SAR (measured) = 0.667 W/kg



0 dB = 0.667 W/kg = -1.76 dBW/kg

Test Plot 45#: LTE Band 2_Head Right Cheek_50%RB_Middle

DUT: Ultimate; Type: Ultimate DragonX; Serial: RSZ201224003-SA-S1;

Communication System: Generic FDD-LTE; Frequency: 1880 MHz;Duty Cycle: 1:1
 Medium parameters used: $f = 1880 \text{ MHz}$; $\sigma = 1.423 \text{ S/m}$; $\epsilon_r = 40.027$; $\rho = 1000 \text{ kg/m}^3$;
 Phantom section: Right Section

DASY5 Configuration:

- Probe: EX3DV4 - SN7522; ConvF(7.95, 7.95, 7.95) @1880 MHz;
- Sensor-Surface: 4mm (Mechanical Surface Detection)
- Electronics: DAE4 SN1562;Calibrated: 3/3/2020
- Phantom: SAM-Twin V8.0 P1aP2a; Type: QD 000 P41 AA; Serial: 1962
- Measurement SW: DASY52, Version 52.10 (2) ;

Area Scan (71x91x1): Interpolated grid: $dx=1.500 \text{ mm}$, $dy=1.500 \text{ mm}$

Maximum value of SAR (interpolated) = 0.557 W/kg

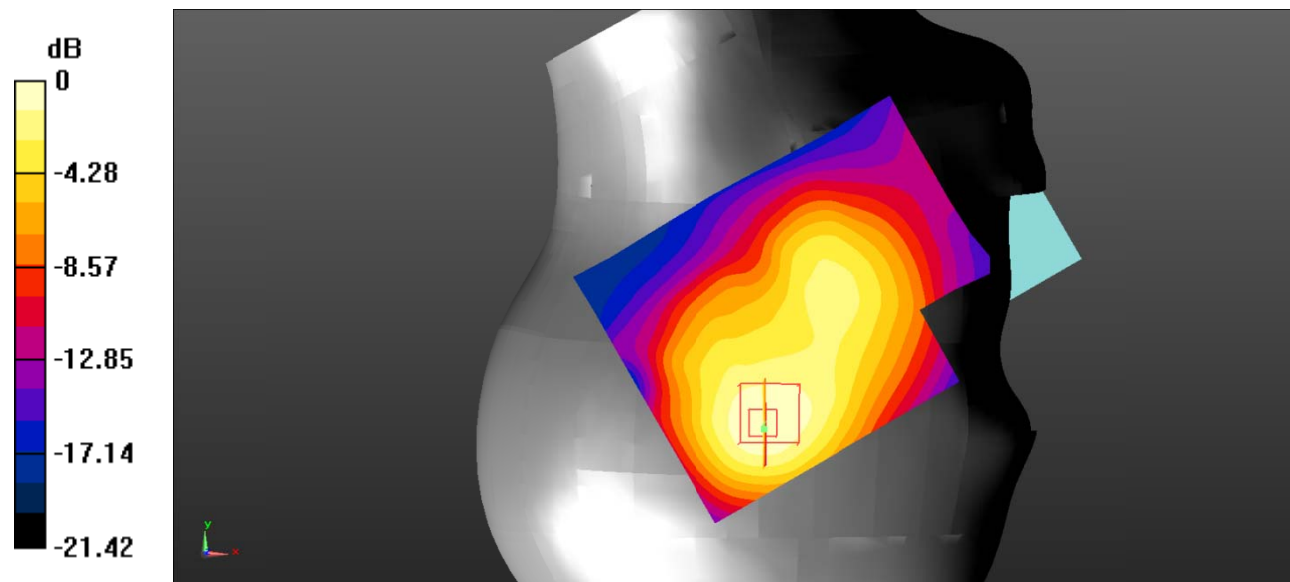
Zoom Scan (5x5x7)/Cube 0: Measurement grid: $dx=8\text{mm}$, $dy=8\text{mm}$, $dz=5\text{mm}$

Reference Value = 13.21 V/m; Power Drift = 0.03 dB

Peak SAR (extrapolated) = 0.720 W/kg

SAR(1 g) = 0.485 W/kg; SAR(10 g) = 0.310 W/kg

Maximum value of SAR (measured) = 0.524 W/kg



0 dB = 0.524 W/kg = -2.81 dBW/kg

Test Plot 46#: LTE Band 2_Head Right Tilt_1RB_Middle

DUT: Ultimate; Type: Ultimate DragonX; Serial: RSZ201224003-SA-S1;

Communication System: Generic FDD-LTE; Frequency: 1880 MHz;Duty Cycle: 1:1
 Medium parameters used: $f = 1880 \text{ MHz}$; $\sigma = 1.423 \text{ S/m}$; $\epsilon_r = 40.027$; $\rho = 1000 \text{ kg/m}^3$;
 Phantom section: Right Section

DASY5 Configuration:

- Probe: EX3DV4 - SN7522; ConvF(7.95, 7.95, 7.95) @1880 MHz;
- Sensor-Surface: 4mm (Mechanical Surface Detection)
- Electronics: DAE4 SN1562;Calibrated: 3/3/2020
- Phantom: SAM-Twin V8.0 P1aP2a; Type: QD 000 P41 AA; Serial: 1962
- Measurement SW: DASY52, Version 52.10 (2) ;

Area Scan (71x91x1): Interpolated grid: $dx=1.500 \text{ mm}$, $dy=1.500 \text{ mm}$

Maximum value of SAR (interpolated) = 0.571 W/kg

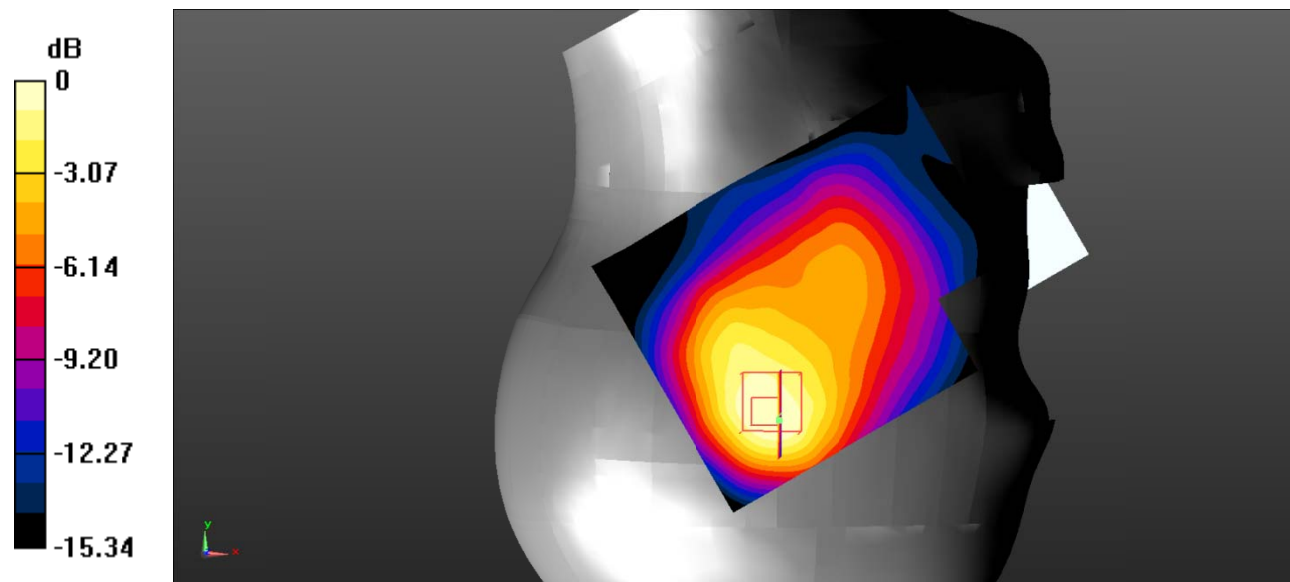
Zoom Scan (5x5x7)/Cube 0: Measurement grid: $dx=8\text{mm}$, $dy=8\text{mm}$, $dz=5\text{mm}$

Reference Value = 15.85 V/m; Power Drift = 0.03 dB

Peak SAR (extrapolated) = 0.829 W/kg

SAR(1 g) = 0.510 W/kg; SAR(10 g) = 0.311 W/kg

Maximum value of SAR (measured) = 0.534 W/kg



0 dB = 0.534 W/kg = -2.72 dBW/kg

Test Plot 47#: LTE Band 2_Head Right Tilt_50%RB_Middle

DUT: Ultimate; Type: Ultimate DragonX; Serial: RSZ201224003-SA-S1;

Communication System: Generic FDD-LTE; Frequency: 1880 MHz;Duty Cycle: 1:1
 Medium parameters used: $f = 1880 \text{ MHz}$; $\sigma = 1.423 \text{ S/m}$; $\epsilon_r = 40.027$; $\rho = 1000 \text{ kg/m}^3$;
 Phantom section: Right Section

DASY5 Configuration:

- Probe: EX3DV4 - SN7522; ConvF(7.95, 7.95, 7.95) @1880 MHz;
- Sensor-Surface: 4mm (Mechanical Surface Detection)
- Electronics: DAE4 SN1562;Calibrated: 3/3/2020
- Phantom: SAM-Twin V8.0 P1aP2a; Type: QD 000 P41 AA; Serial: 1962
- Measurement SW: DASY52, Version 52.10 (2) ;

Area Scan (71x91x1): Interpolated grid: $dx=1.500 \text{ mm}$, $dy=1.500 \text{ mm}$

Maximum value of SAR (interpolated) = 0.442 W/kg

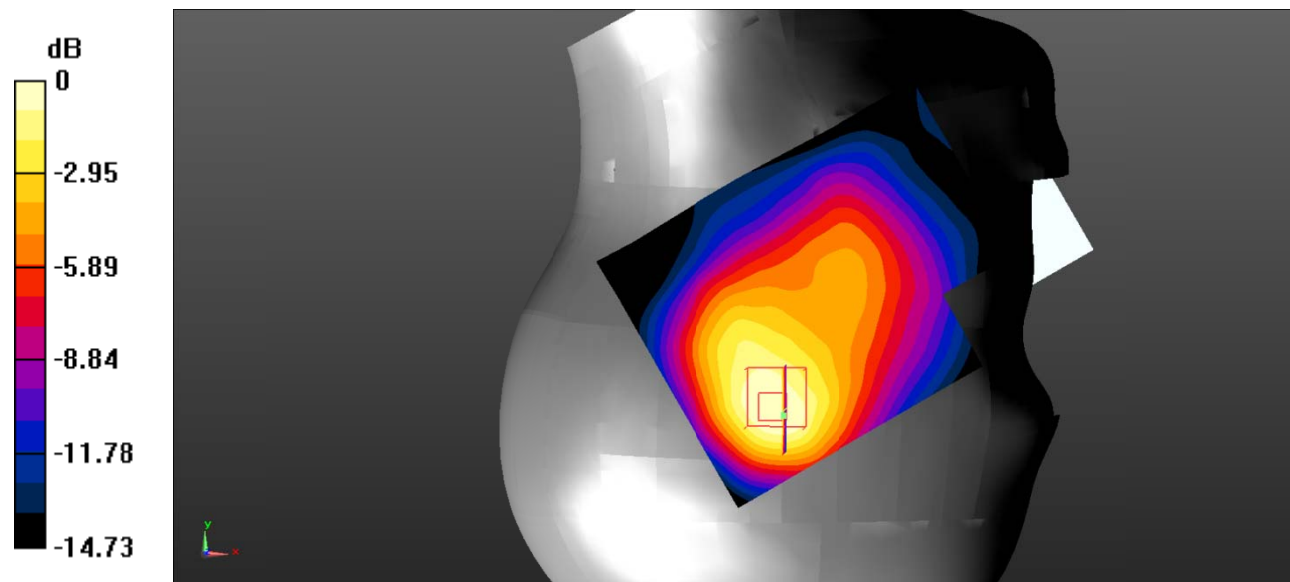
Zoom Scan (5x5x7)/Cube 0: Measurement grid: $dx=8\text{mm}$, $dy=8\text{mm}$, $dz=5\text{mm}$

Reference Value = 14.01 V/m; Power Drift = 0.03 dB

Peak SAR (extrapolated) = 0.634 W/kg

SAR(1 g) = 0.395 W/kg; SAR(10 g) = 0.241 W/kg

Maximum value of SAR (measured) = 0.415 W/kg



0 dB = 0.415 W/kg = -3.82 dBW/kg

Test Plot 48#: LTE Band 2_Body Back_1RB_Middle

DUT: Ultimate; Type: Ultimate DragonX; Serial: RSZ201224003-SA-S1;

Communication System: Generic FDD-LTE; Frequency: 1880 MHz;Duty Cycle: 1:1
 Medium parameters used: $f = 1880 \text{ MHz}$; $\sigma = 1.423 \text{ S/m}$; $\epsilon_r = 40.027$; $\rho = 1000 \text{ kg/m}^3$;
 Phantom section: Flat Section

DASY5 Configuration:

- Probe: EX3DV4 - SN7522; ConvF(7.95, 7.95, 7.95) @1880 MHz;
- Sensor-Surface: 4mm (Mechanical Surface Detection)
- Electronics: DAE4 SN1562;Calibrated: 3/3/2020
- Phantom: SAM-Twin V8.0 P1aP2a; Type: QD 000 P41 AA; Serial: 1962
- Measurement SW: DASY52, Version 52.10 (2) ;

Area Scan (71x91x1): Interpolated grid: $dx=1.500 \text{ mm}$, $dy=1.500 \text{ mm}$

Maximum value of SAR (interpolated) = 0.661 W/kg

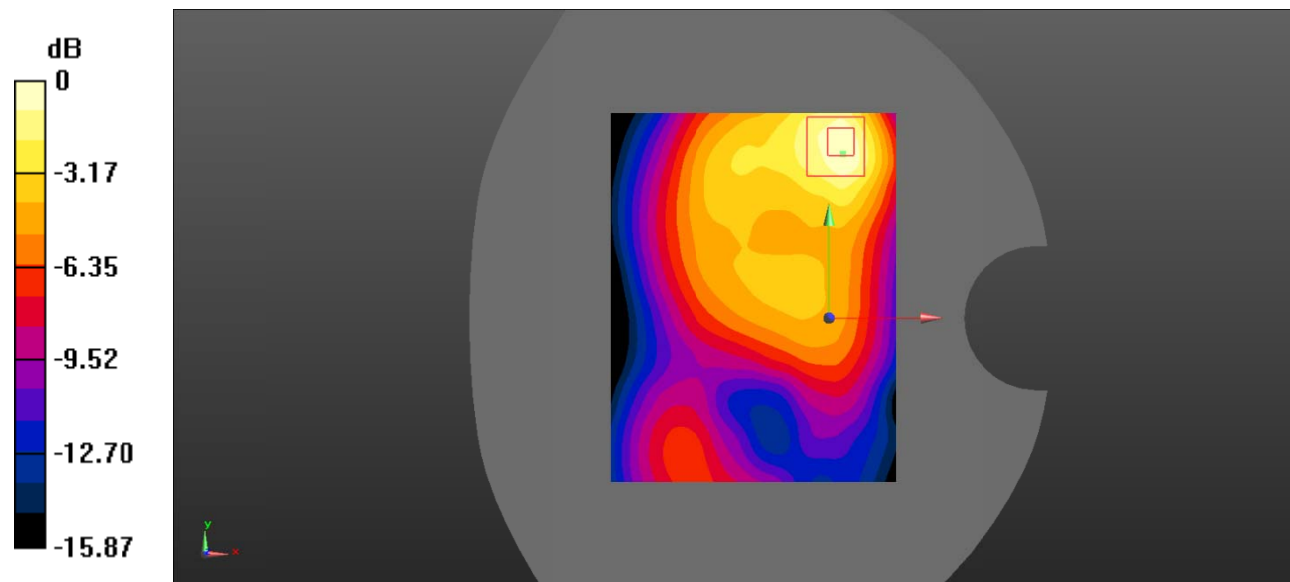
Zoom Scan (5x5x7)/Cube 0: Measurement grid: $dx=8\text{mm}$, $dy=8\text{mm}$, $dz=5\text{mm}$

Reference Value = 12.17 V/m; Power Drift = -0.09 dB

Peak SAR (extrapolated) = 1.05 W/kg

SAR(1 g) = 0.586 W/kg; SAR(10 g) = 0.321 W/kg

Maximum value of SAR (measured) = 0.632 W/kg



0 dB = 0.632 W/kg = -1.99 dBW/kg

Test Plot 49#: LTE Band 2_Body Back_50%RB_Middle

DUT: Ultimate; Type: Ultimate DragonX; Serial: RSZ201224003-SA-S1;

Communication System: Generic FDD-LTE; Frequency: 1880 MHz;Duty Cycle: 1:1
 Medium parameters used: $f = 1880 \text{ MHz}$; $\sigma = 1.423 \text{ S/m}$; $\epsilon_r = 40.027$; $\rho = 1000 \text{ kg/m}^3$;
 Phantom section: Flat Section

DASY5 Configuration:

- Probe: EX3DV4 - SN7522; ConvF(7.95, 7.95, 7.95) @1880 MHz;
- Sensor-Surface: 4mm (Mechanical Surface Detection)
- Electronics: DAE4 SN1562;Calibrated: 3/3/2020
- Phantom: SAM-Twin V8.0 P1aP2a; Type: QD 000 P41 AA; Serial: 1962
- Measurement SW: DASY52, Version 52.10 (2) ;

Area Scan (71x91x1): Interpolated grid: $dx=1.500 \text{ mm}$, $dy=1.500 \text{ mm}$

Maximum value of SAR (interpolated) = 0.500 W/kg

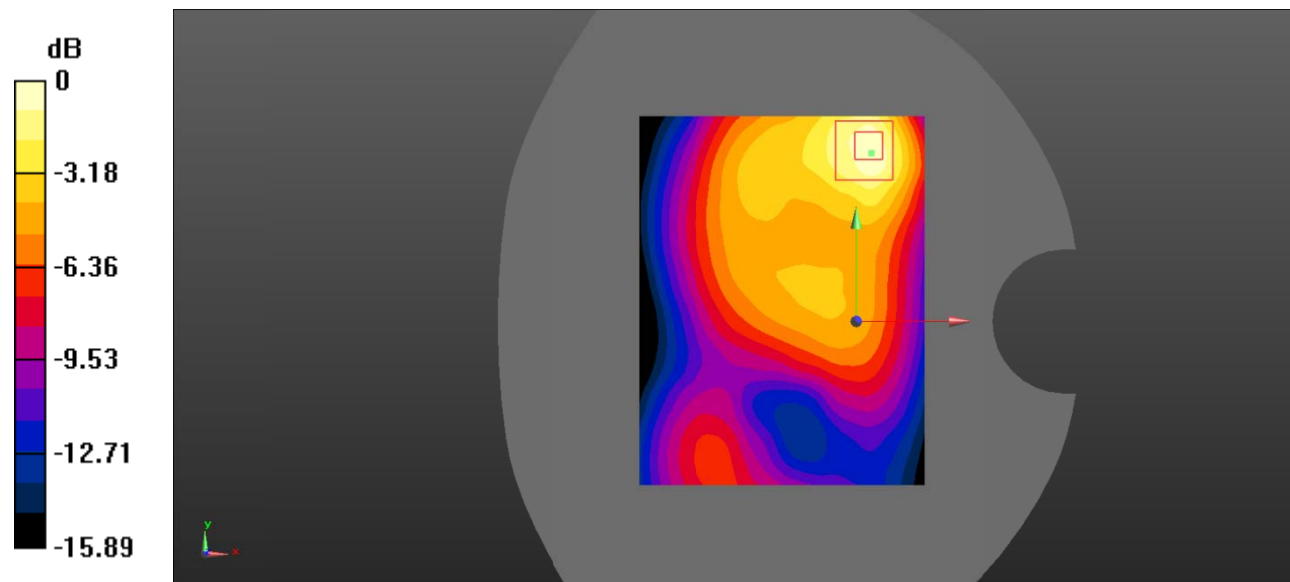
Zoom Scan (5x5x7)/Cube 0: Measurement grid: $dx=8\text{mm}$, $dy=8\text{mm}$, $dz=5\text{mm}$

Reference Value = 10.63 V/m; Power Drift = 0.00 dB

Peak SAR (extrapolated) = 0.810 W/kg

SAR(1 g) = 0.453 W/kg; SAR(10 g) = 0.249 W/kg

Maximum value of SAR (measured) = 0.501 W/kg



0 dB = 0.501 W/kg = -3.00 dBW/kg

Test Plot 50#: LTE Band 2_Body Left_1RB_Middle

DUT: Ultimate; Type: Ultimate DragonX; Serial: RSZ201224003-SA-S1;

Communication System: Generic FDD-LTE; Frequency: 1880 MHz;Duty Cycle: 1:1
 Medium parameters used: $f = 1880 \text{ MHz}$; $\sigma = 1.423 \text{ S/m}$; $\epsilon_r = 40.027$; $\rho = 1000 \text{ kg/m}^3$;
 Phantom section: Flat Section

DASY5 Configuration:

- Probe: EX3DV4 - SN7522; ConvF(7.95, 7.95, 7.95) @1880 MHz;
- Sensor-Surface: 4mm (Mechanical Surface Detection)
- Electronics: DAE4 SN1562;Calibrated: 3/3/2020
- Phantom: SAM-Twin V8.0 P1aP2a; Type: QD 000 P41 AA; Serial: 1962
- Measurement SW: DASY52, Version 52.10 (2) ;

Area Scan (71x91x1): Interpolated grid: $dx=1.500 \text{ mm}$, $dy=1.500 \text{ mm}$

Maximum value of SAR (interpolated) = 0.295 W/kg

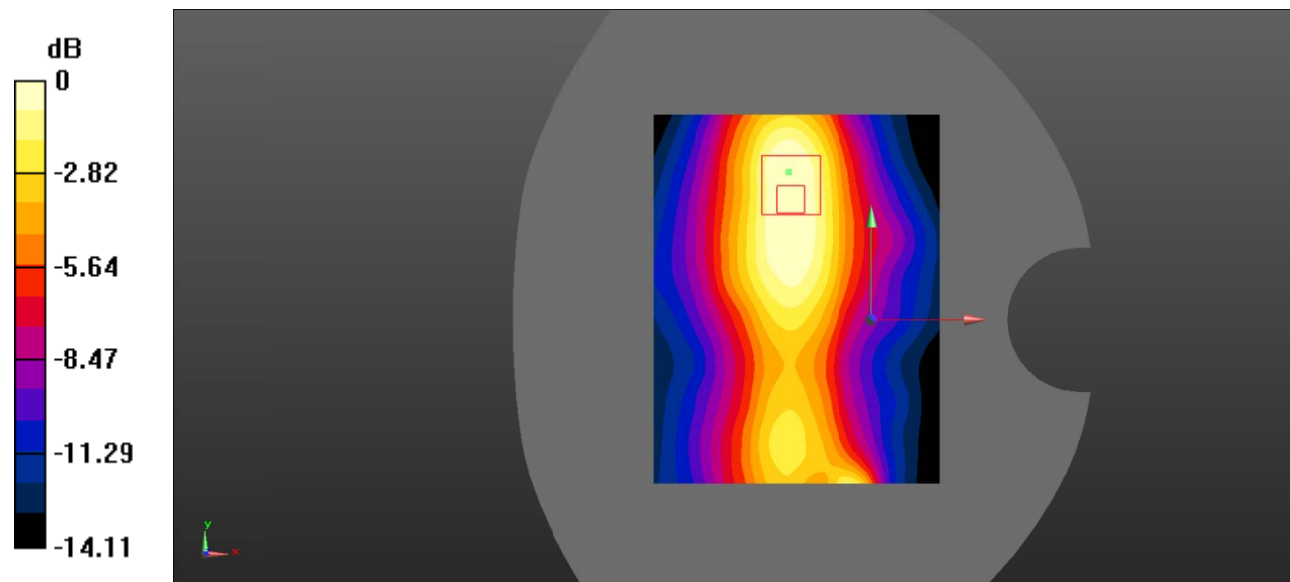
Zoom Scan (5x5x7)/Cube 0: Measurement grid: $dx=8\text{mm}$, $dy=8\text{mm}$, $dz=5\text{mm}$

Reference Value = 10.27 V/m; Power Drift = 0.01 dB

Peak SAR (extrapolated) = 0.398 W/kg

SAR(1 g) = 0.253 W/kg; SAR(10 g) = 0.156 W/kg

Maximum value of SAR (measured) = 0.273 W/kg



0 dB = 0.273 W/kg = -5.64 dBW/kg

Test Plot 51#: LTE Band 2_Body Left_50%RB_Middle

DUT: Ultimate; Type: Ultimate DragonX; Serial: RSZ201224003-SA-S1;

Communication System: Generic FDD-LTE; Frequency: 1880 MHz;Duty Cycle: 1:1
 Medium parameters used: $f = 1880 \text{ MHz}$; $\sigma = 1.423 \text{ S/m}$; $\epsilon_r = 40.027$; $\rho = 1000 \text{ kg/m}^3$;
 Phantom section: Flat Section

DASY5 Configuration:

- Probe: EX3DV4 - SN7522; ConvF(7.95, 7.95, 7.95) @1880 MHz;
- Sensor-Surface: 4mm (Mechanical Surface Detection)
- Electronics: DAE4 SN1562;Calibrated: 3/3/2020
- Phantom: SAM-Twin V8.0 P1aP2a; Type: QD 000 P41 AA; Serial: 1962
- Measurement SW: DASY52, Version 52.10 (2) ;

Area Scan (71x91x1): Interpolated grid: $dx=1.500 \text{ mm}$, $dy=1.500 \text{ mm}$

Maximum value of SAR (interpolated) = 0.253 W/kg

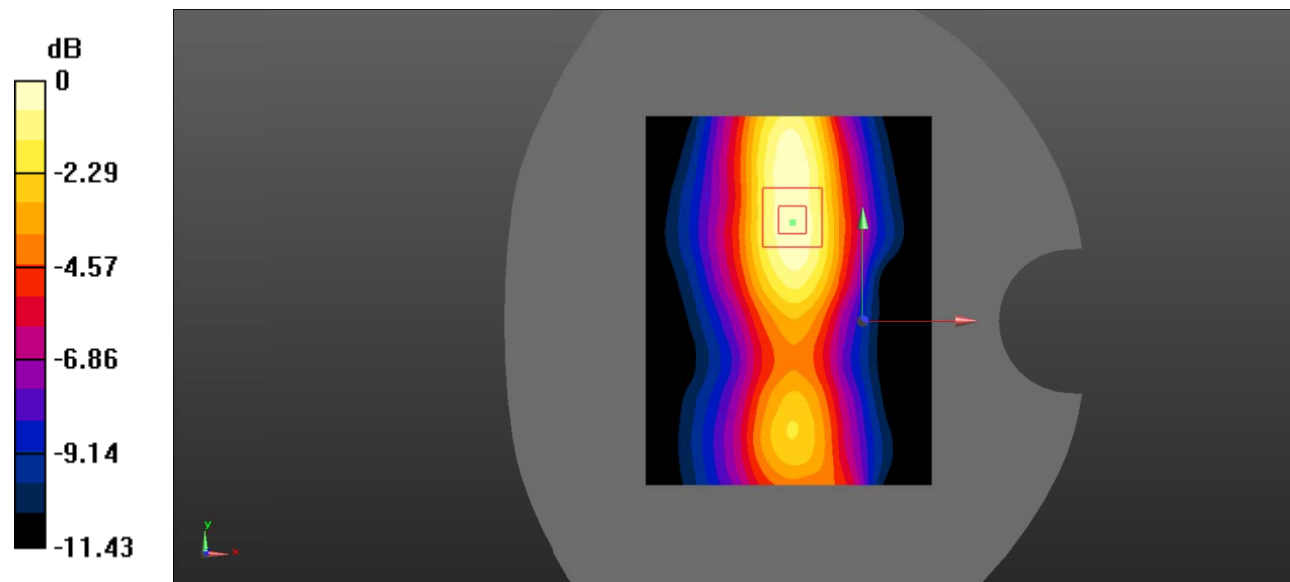
Zoom Scan (5x5x7)/Cube 0: Measurement grid: $dx=8\text{mm}$, $dy=8\text{mm}$, $dz=5\text{mm}$

Reference Value = 8.960 V/m; Power Drift = 0.07 dB

Peak SAR (extrapolated) = 0.362 W/kg

SAR(1 g) = 0.234 W/kg; SAR(10 g) = 0.147 W/kg

Maximum value of SAR (measured) = 0.254 W/kg



0 dB = 0.254 W/kg = -5.95 dBW/kg

Test Plot 52#: LTE Band 2_Body Top_1RB_Middle

DUT: Ultimate; Type: Ultimate DragonX; Serial: RSZ201224003-SA-S1;

Communication System: Generic FDD-LTE; Frequency: 1880 MHz;Duty Cycle: 1:1
 Medium parameters used: $f = 1880 \text{ MHz}$; $\sigma = 1.423 \text{ S/m}$; $\epsilon_r = 40.027$; $\rho = 1000 \text{ kg/m}^3$;
 Phantom section: Flat Section

DASY5 Configuration:

- Probe: EX3DV4 - SN7522; ConvF(7.95, 7.95, 7.95) @1880 MHz;
- Sensor-Surface: 4mm (Mechanical Surface Detection)
- Electronics: DAE4 SN1562;Calibrated: 3/3/2020
- Phantom: SAM-Twin V8.0 P1aP2a; Type: QD 000 P41 AA; Serial: 1962
- Measurement SW: DASY52, Version 52.10 (2) ;

Area Scan (71x91x1): Interpolated grid: $dx=1.500 \text{ mm}$, $dy=1.500 \text{ mm}$

Maximum value of SAR (interpolated) = 0.169 W/kg

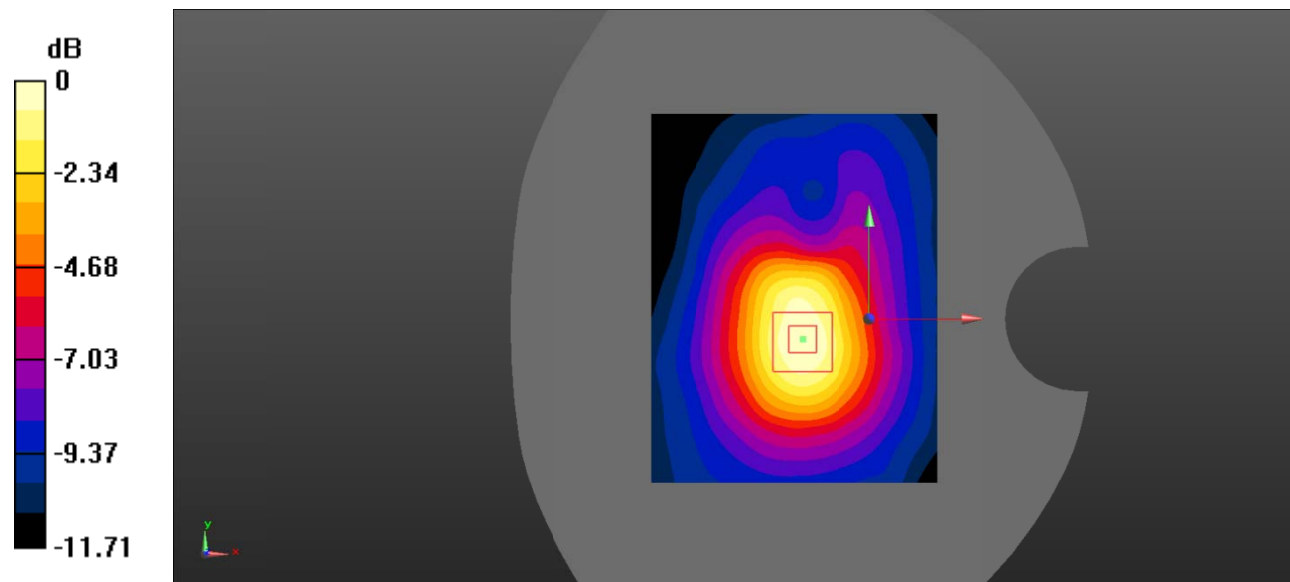
Zoom Scan (5x5x7)/Cube 0: Measurement grid: $dx=8\text{mm}$, $dy=8\text{mm}$, $dz=5\text{mm}$

Reference Value = 10.45 V/m; Power Drift = 0.01 dB

Peak SAR (extrapolated) = 0.227 W/kg

SAR(1 g) = 0.151 W/kg; SAR(10 g) = 0.096 W/kg

Maximum value of SAR (measured) = 0.164 W/kg



0 dB = 0.164 W/kg = -7.85 dBW/kg

Test Plot 53#: LTE Band 2_Body Top_50%RB_Middle

DUT: Ultimate; Type: Ultimate DragonX; Serial: RSZ201224003-SA-S1;

Communication System: Generic FDD-LTE; Frequency: 1880 MHz;Duty Cycle: 1:1
 Medium parameters used: $f = 1880 \text{ MHz}$; $\sigma = 1.423 \text{ S/m}$; $\epsilon_r = 40.027$; $\rho = 1000 \text{ kg/m}^3$;
 Phantom section: Flat Section

DASY5 Configuration:

- Probe: EX3DV4 - SN7522; ConvF(7.95, 7.95, 7.95) @1880 MHz;
- Sensor-Surface: 4mm (Mechanical Surface Detection)
- Electronics: DAE4 SN1562;Calibrated: 3/3/2020
- Phantom: SAM-Twin V8.0 P1aP2a; Type: QD 000 P41 AA; Serial: 1962
- Measurement SW: DASY52, Version 52.10 (2) ;

Area Scan (71x91x1): Interpolated grid: $dx=1.500 \text{ mm}$, $dy=1.500 \text{ mm}$

Maximum value of SAR (interpolated) = 0.138 W/kg

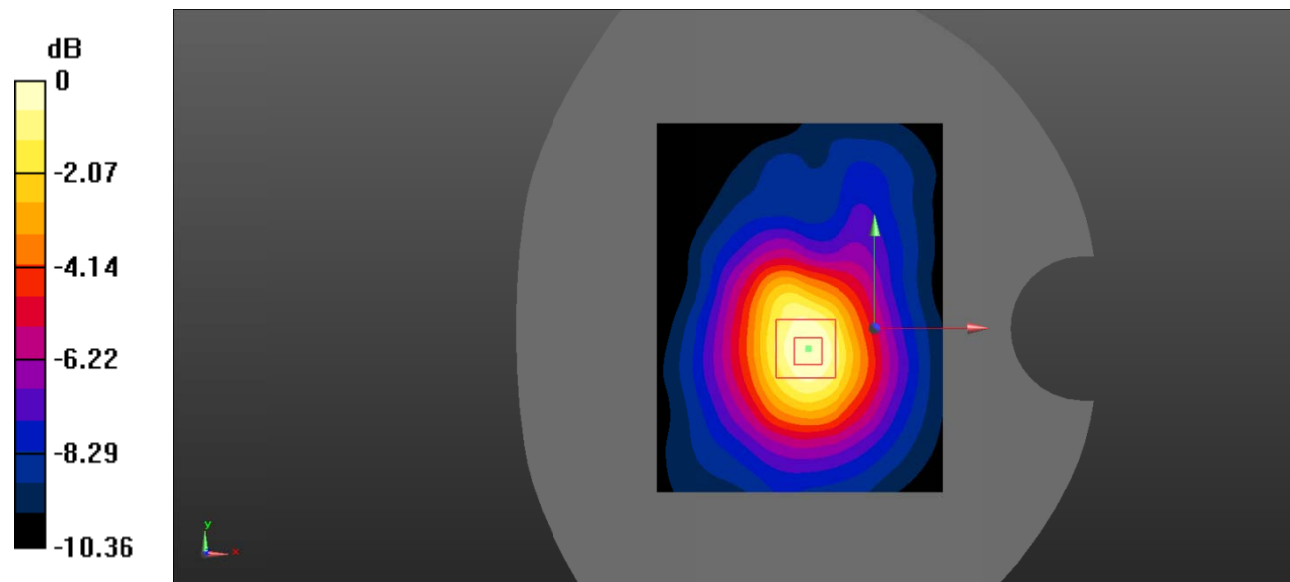
Zoom Scan (5x5x7)/Cube 0: Measurement grid: $dx=8\text{mm}$, $dy=8\text{mm}$, $dz=5\text{mm}$

Reference Value = 9.412 V/m; Power Drift = 0.01 dB

Peak SAR (extrapolated) = 0.182 W/kg

SAR(1 g) = 0.121 W/kg; SAR(10 g) = 0.078 W/kg

Maximum value of SAR (measured) = 0.131 W/kg



0 dB = 0.131 W/kg = -8.83 dBW/kg

Test Plot 54#: LTE Band 4_Head Left Cheek_1RB_Middle

DUT: Ultimate; Type: Ultimate DragonX; Serial: RSZ201224003-SA-S1;

Communication System: Generic FDD-LTE; Frequency: 1732.5 MHz; Duty Cycle: 1:1
 Medium parameters used: $f = 1732.5$ MHz; $\sigma = 1.325$ S/m; $\epsilon_r = 40.409$; $\rho = 1000$ kg/m³ ;
 Phantom section: Left Section

DASY5 Configuration:

- Probe: EX3DV4 - SN7522; ConvF(8.21, 8.21, 8.21) @1732.5 MHz;
- Sensor-Surface: 4mm (Mechanical Surface Detection)
- Electronics: DAE4 SN1562; Calibrated: 3/3/2020
- Phantom: SAM-Twin V8.0 P1aP2a; Type: QD 000 P41 AA; Serial: 1962
- Measurement SW: DASY52, Version 52.10 (2) ;

Area Scan (71x91x1): Interpolated grid: dx=1.500 mm, dy=1.500 mm

Maximum value of SAR (interpolated) = 0.553 W/kg

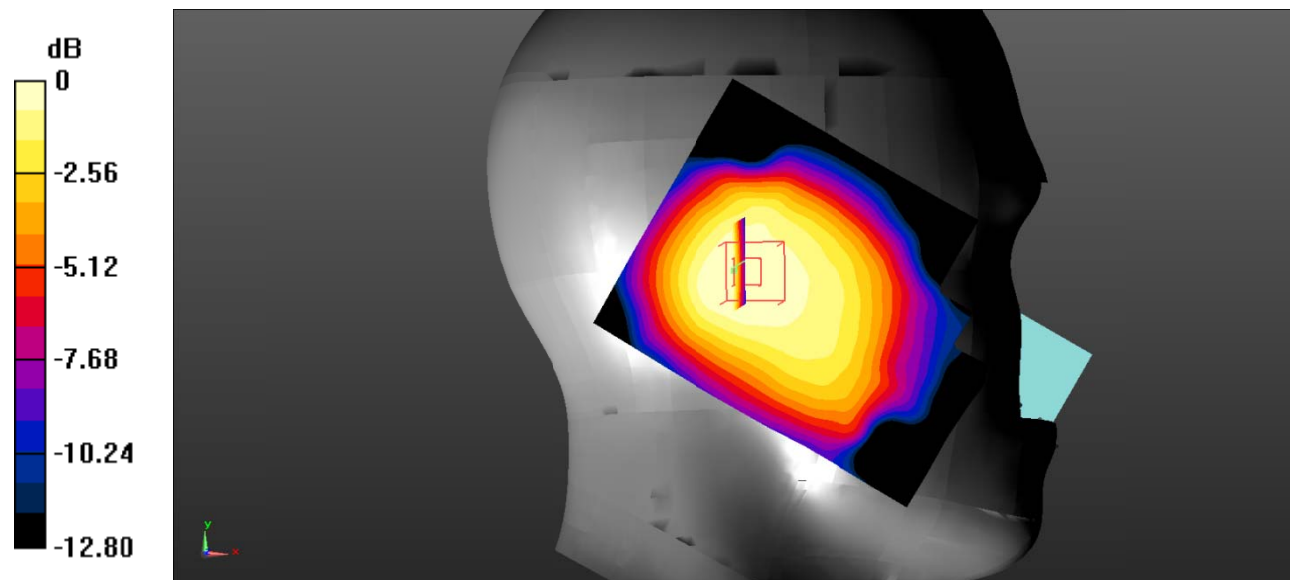
Zoom Scan (5x5x7)/Cube 0: Measurement grid: dx=8mm, dy=8mm, dz=5mm

Reference Value = 19.68 V/m; Power Drift = -0.16 dB

Peak SAR (extrapolated) = 0.686 W/kg

SAR(1 g) = 0.510 W/kg; SAR(10 g) = 0.357 W/kg

Maximum value of SAR (measured) = 0.524 W/kg



0 dB = 0.524 W/kg = -2.81 dBW/kg

Test Plot 55#: LTE Band 4_Head Left Cheek_50%RB_Middle

DUT: Ultimate; Type: Ultimate DragonX; Serial: RSZ201224003-SA-S1;

Communication System: Generic FDD-LTE; Frequency: 1732.5 MHz; Duty Cycle: 1:1
 Medium parameters used: $f = 1732.5$ MHz; $\sigma = 1.325$ S/m; $\epsilon_r = 40.409$; $\rho = 1000$ kg/m³ ;
 Phantom section: Left Section

DASY5 Configuration:

- Probe: EX3DV4 - SN7522; ConvF(8.21, 8.21, 8.21) @1732.5 MHz;
- Sensor-Surface: 4mm (Mechanical Surface Detection)
- Electronics: DAE4 SN1562; Calibrated: 3/3/2020
- Phantom: SAM-Twin V8.0 P1aP2a; Type: QD 000 P41 AA; Serial: 1962
- Measurement SW: DASY52, Version 52.10 (2) ;

Area Scan (71x91x1): Interpolated grid: dx=1.500 mm, dy=1.500 mm

Maximum value of SAR (interpolated) = 0.388 W/kg

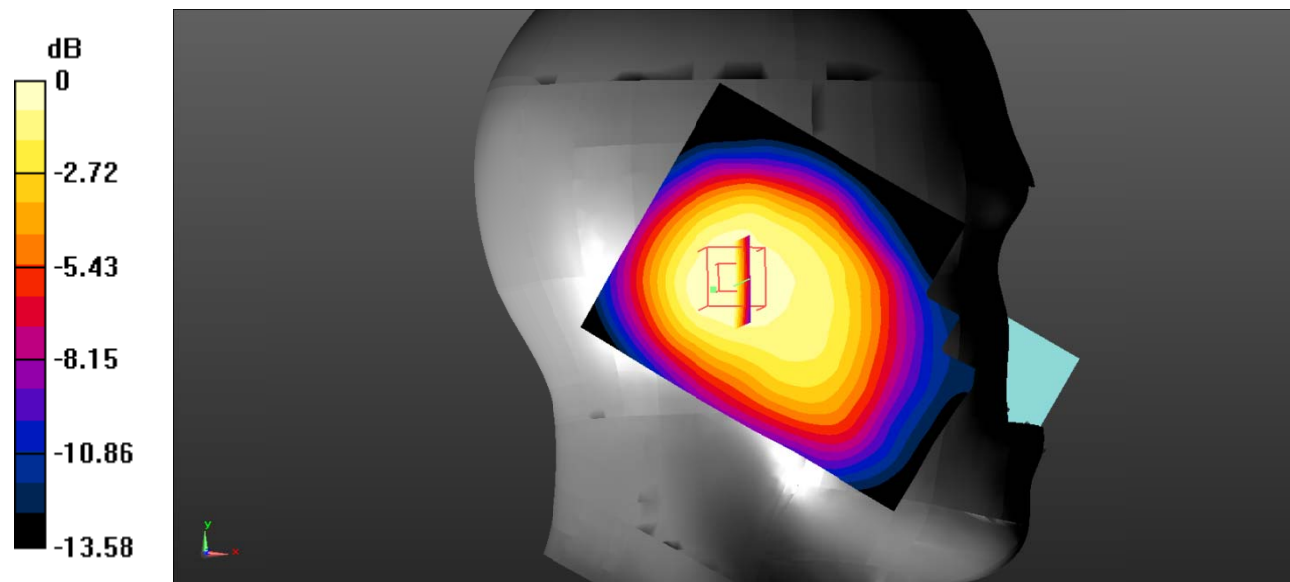
Zoom Scan (5x5x7)/Cube 0: Measurement grid: dx=8mm, dy=8mm, dz=5mm

Reference Value = 16.05 V/m; Power Drift = 0.02 dB

Peak SAR (extrapolated) = 0.497 W/kg

SAR(1 g) = 0.368 W/kg; SAR(10 g) = 0.255 W/kg

Maximum value of SAR (measured) = 0.376 W/kg



0 dB = 0.376 W/kg = -4.25 dBW/kg

Test Plot 56#: LTE Band 4_Head Left Tilt_1RB_Middle

DUT: Ultimate; Type: Ultimate DragonX; Serial: RSZ201224003-SA-S1;

Communication System: Generic FDD-LTE; Frequency: 1732.5 MHz; Duty Cycle: 1:1
 Medium parameters used: $f = 1732.5$ MHz; $\sigma = 1.325$ S/m; $\epsilon_r = 40.409$; $\rho = 1000$ kg/m³ ;
 Phantom section: Left Section

DASY5 Configuration:

- Probe: EX3DV4 - SN7522; ConvF(8.21, 8.21, 8.21) @1732.5 MHz;
- Sensor-Surface: 4mm (Mechanical Surface Detection)
- Electronics: DAE4 SN1562; Calibrated: 3/3/2020
- Phantom: SAM-Twin V8.0 P1aP2a; Type: QD 000 P41 AA; Serial: 1962
- Measurement SW: DASY52, Version 52.10 (2) ;

Area Scan (71x91x1): Interpolated grid: dx=1.500 mm, dy=1.500 mm

Maximum value of SAR (interpolated) = 0.546 W/kg

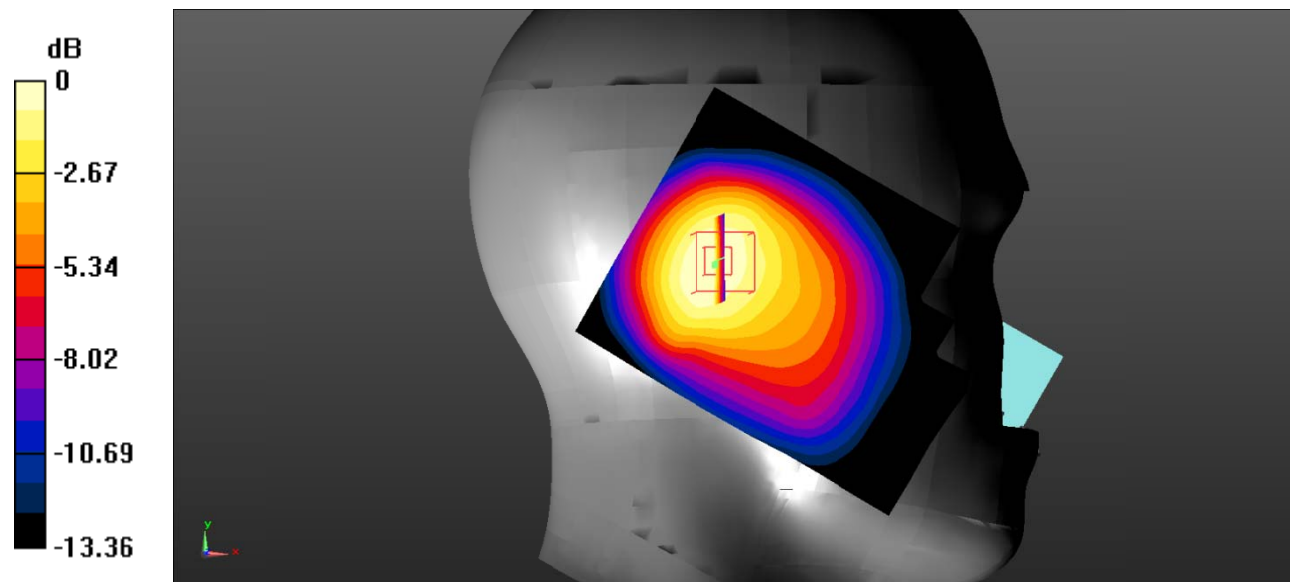
Zoom Scan (5x5x7)/Cube 0: Measurement grid: dx=8mm, dy=8mm, dz=5mm

Reference Value = 20.13 V/m; Power Drift = -0.08 dB

Peak SAR (extrapolated) = 0.703 W/kg

SAR(1 g) = 0.505 W/kg; SAR(10 g) = 0.336 W/kg

Maximum value of SAR (measured) = 0.530 W/kg



0 dB = 0.530 W/kg = -2.76 dBW/kg

Test Plot 57#: LTE Band 4_Head Left Tilt_50%RB_Middle

DUT: Ultimate; Type: Ultimate DragonX; Serial: RSZ201224003-SA-S1;

Communication System: Generic FDD-LTE; Frequency: 1732.5 MHz; Duty Cycle: 1:1
 Medium parameters used: $f = 1732.5$ MHz; $\sigma = 1.325$ S/m; $\epsilon_r = 40.409$; $\rho = 1000$ kg/m³ ;
 Phantom section: Left Section

DASY5 Configuration:

- Probe: EX3DV4 - SN7522; ConvF(8.21, 8.21, 8.21) @1732.5 MHz;
- Sensor-Surface: 4mm (Mechanical Surface Detection)
- Electronics: DAE4 SN1562; Calibrated: 3/3/2020
- Phantom: SAM-Twin V8.0 P1aP2a; Type: QD 000 P41 AA; Serial: 1962
- Measurement SW: DASY52, Version 52.10 (2) ;

Area Scan (71x91x1): Interpolated grid: dx=1.500 mm, dy=1.500 mm

Maximum value of SAR (interpolated) = 0.394 W/kg

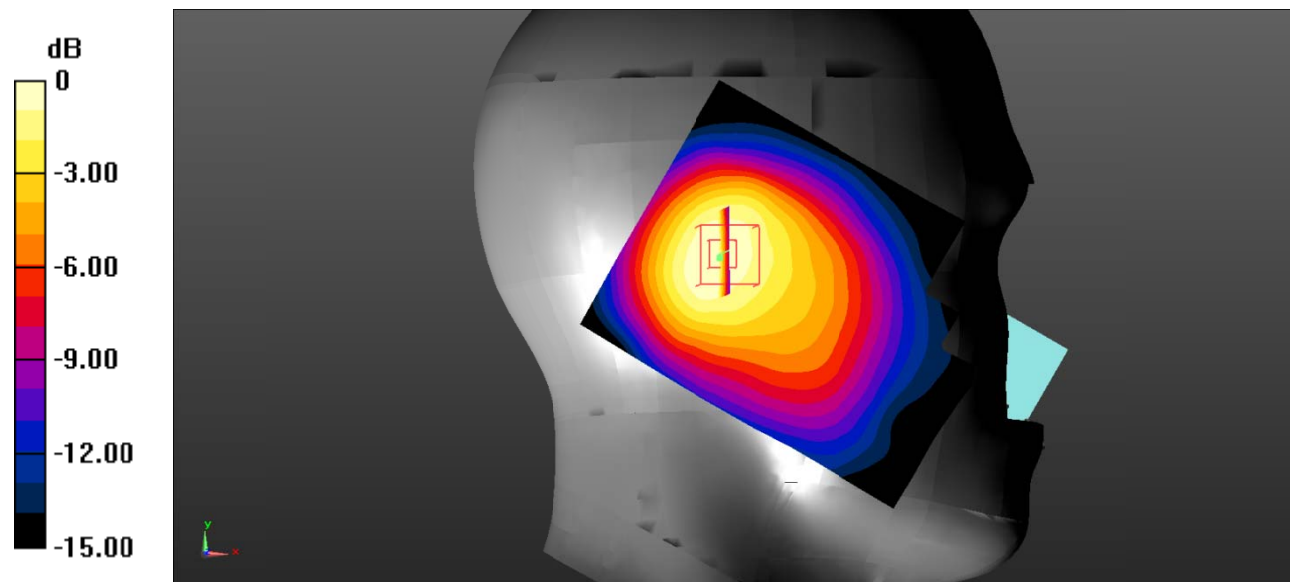
Zoom Scan (5x5x7)/Cube 0: Measurement grid: dx=8mm, dy=8mm, dz=5mm

Reference Value = 16.95 V/m; Power Drift = 0.08 dB

Peak SAR (extrapolated) = 0.519 W/kg

SAR(1 g) = 0.370 W/kg; SAR(10 g) = 0.246 W/kg

Maximum value of SAR (measured) = 0.388 W/kg



0 dB = 0.388 W/kg = -4.11 dBW/kg

Test Plot 58#: LTE Band 4_Head Right Cheek_1RB_Middle

DUT: Ultimate; Type: Ultimate DragonX; Serial: RSZ201224003-SA-S1;

Communication System: Generic FDD-LTE; Frequency: 1732.5 MHz; Duty Cycle: 1:1
 Medium parameters used: $f = 1732.5 \text{ MHz}$; $\sigma = 1.325 \text{ S/m}$; $\epsilon_r = 40.409$; $\rho = 1000 \text{ kg/m}^3$;
 Phantom section: Right Section

DASY5 Configuration:

- Probe: EX3DV4 - SN7522; ConvF(8.21, 8.21, 8.21) @1732.5 MHz;
- Sensor-Surface: 4mm (Mechanical Surface Detection)
- Electronics: DAE4 SN1562; Calibrated: 3/3/2020
- Phantom: SAM-Twin V8.0 P1aP2a; Type: QD 000 P41 AA; Serial: 1962
- Measurement SW: DASY52, Version 52.10 (2) ;

Area Scan (71x91x1): Interpolated grid: dx=1.500 mm, dy=1.500 mm

Maximum value of SAR (interpolated) = 0.883 W/kg

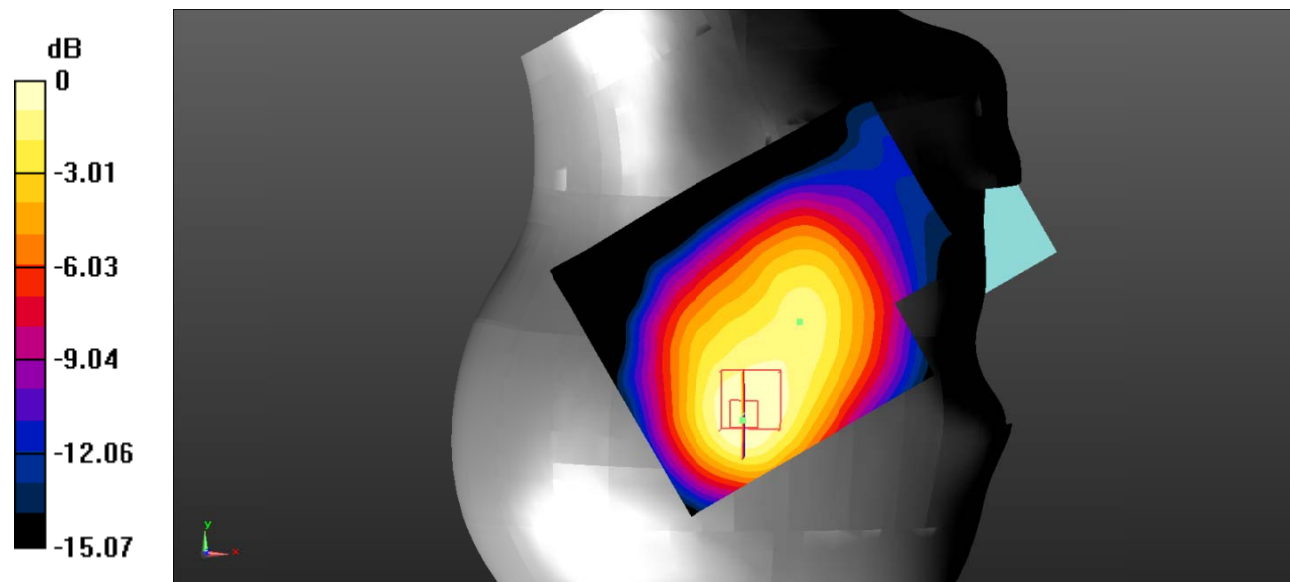
Zoom Scan (5x5x7)/Cube 0: Measurement grid: dx=8mm, dy=8mm, dz=5mm

Reference Value = 17.02 V/m; Power Drift = -0.09 dB

Peak SAR (extrapolated) = 1.09 W/kg

SAR(1 g) = 0.716 W/kg; SAR(10 g) = 0.493 W/kg

Maximum value of SAR (measured) = 0.792 W/kg



0 dB = 0.792 W/kg = -1.01 dBW/kg

Test Plot 59#: LTE Band 4_Head Right Cheek_50%RB_Middle

DUT: Ultimate; Type: Ultimate DragonX; Serial: RSZ201224003-SA-S1;

Communication System: Generic FDD-LTE; Frequency: 1732.5 MHz; Duty Cycle: 1:1
 Medium parameters used: $f = 1732.5 \text{ MHz}$; $\sigma = 1.325 \text{ S/m}$; $\epsilon_r = 40.409$; $\rho = 1000 \text{ kg/m}^3$;
 Phantom section: Right Section

DASY5 Configuration:

- Probe: EX3DV4 - SN7522; ConvF(8.21, 8.21, 8.21) @1732.5 MHz;
- Sensor-Surface: 4mm (Mechanical Surface Detection)
- Electronics: DAE4 SN1562; Calibrated: 3/3/2020
- Phantom: SAM-Twin V8.0 P1aP2a; Type: QD 000 P41 AA; Serial: 1962
- Measurement SW: DASY52, Version 52.10 (2) ;

Area Scan (71x91x1): Interpolated grid: $dx=1.500 \text{ mm}$, $dy=1.500 \text{ mm}$

Maximum value of SAR (interpolated) = 0.607 W/kg

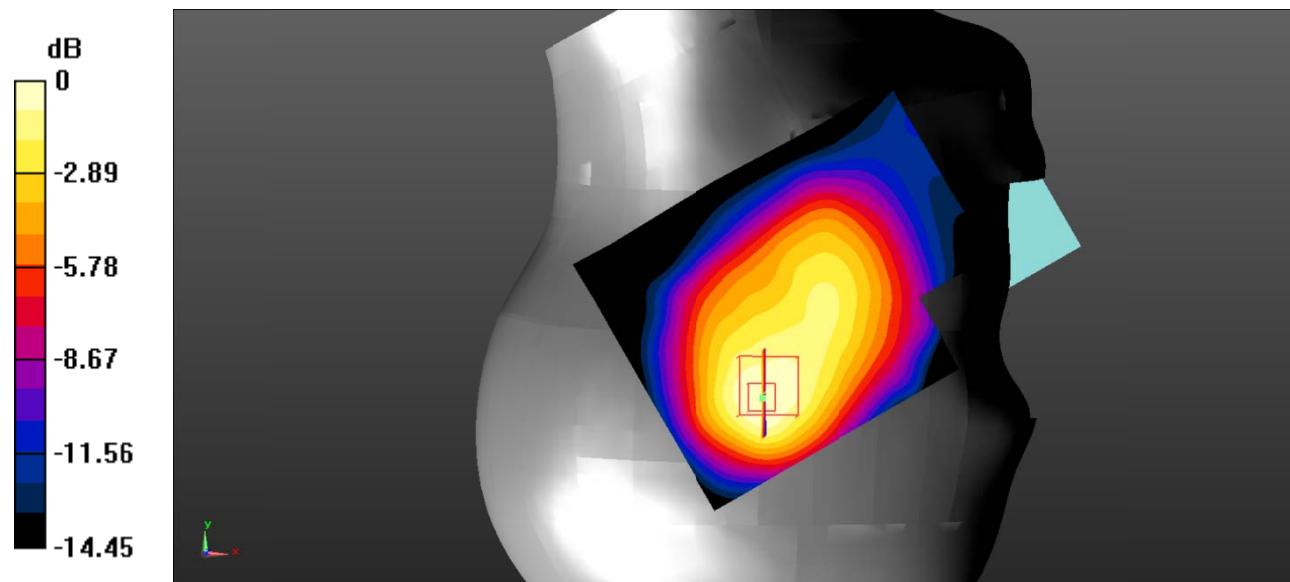
Zoom Scan (5x5x7)/Cube 0: Measurement grid: $dx=8\text{mm}$, $dy=8\text{mm}$, $dz=5\text{mm}$

Reference Value = 15.13 V/m; Power Drift = 0.01 dB

Peak SAR (extrapolated) = 0.802 W/kg

SAR(1 g) = 0.501 W/kg; SAR(10 g) = 0.353 W/kg

Maximum value of SAR (measured) = 0.578 W/kg



0 dB = 0.578 W/kg = -2.38 dBW/kg

Test Plot 60#: LTE Band 4_Head Right Tilt_1RB_Middle

DUT: Ultimate; Type: Ultimate DragonX; Serial: RSZ201224003-SA-S1;

Communication System: Generic FDD-LTE; Frequency: 1732.5 MHz; Duty Cycle: 1:1
 Medium parameters used: $f = 1732.5$ MHz; $\sigma = 1.325$ S/m; $\epsilon_r = 40.409$; $\rho = 1000$ kg/m³ ;
 Phantom section: Right Section

DASY5 Configuration:

- Probe: EX3DV4 - SN7522; ConvF(8.21, 8.21, 8.21) @1732.5 MHz;
- Sensor-Surface: 4mm (Mechanical Surface Detection)
- Electronics: DAE4 SN1562; Calibrated: 3/3/2020
- Phantom: SAM-Twin V8.0 P1aP2a; Type: QD 000 P41 AA; Serial: 1962
- Measurement SW: DASY52, Version 52.10 (2) ;

Area Scan (71x91x1): Interpolated grid: dx=1.500 mm, dy=1.500 mm

Maximum value of SAR (interpolated) = 0.650 W/kg

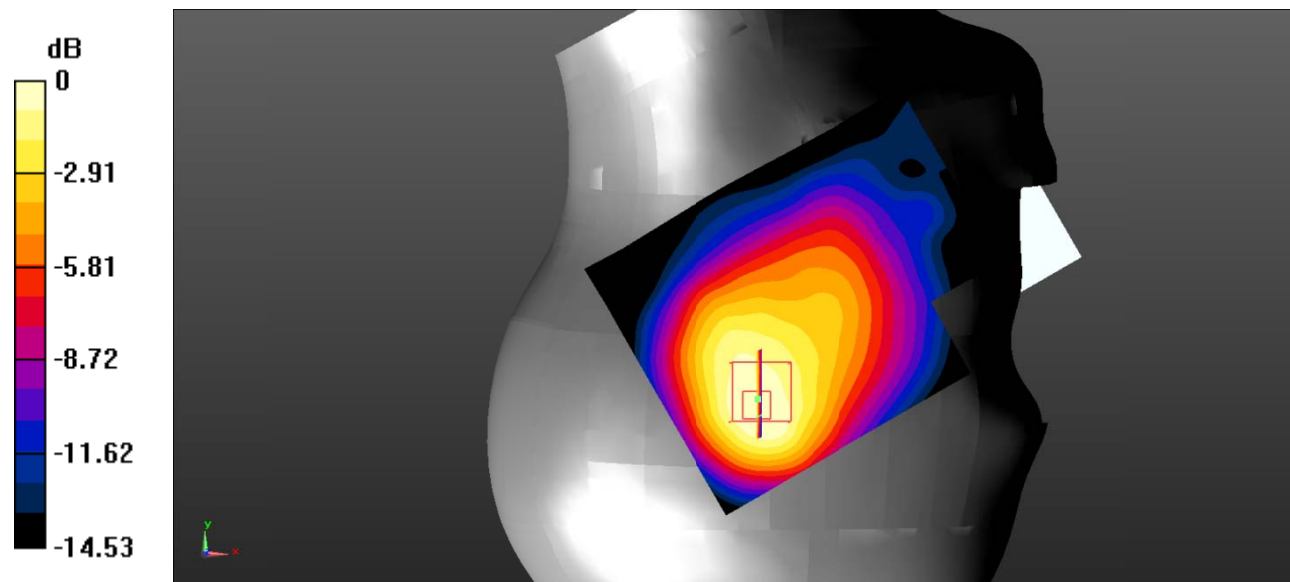
Zoom Scan (5x5x7)/Cube 0: Measurement grid: dx=8mm, dy=8mm, dz=5mm

Reference Value = 19.49 V/m; Power Drift = -0.12 dB

Peak SAR (extrapolated) = 0.891 W/kg

SAR(1 g) = 0.595 W/kg; SAR(10 g) = 0.380 W/kg

Maximum value of SAR (measured) = 0.616 W/kg



0 dB = 0.616 W/kg = -2.10 dBW/kg

Test Plot 61#: LTE Band 4_Head Right Tilt_50%RB_Middle

DUT: Ultimate; Type: Ultimate DragonX; Serial: RSZ201224003-SA-S1;

Communication System: Generic FDD-LTE; Frequency: 1732.5 MHz;Duty Cycle: 1:1
 Medium parameters used: $f = 1732.5 \text{ MHz}$; $\sigma = 1.325 \text{ S/m}$; $\epsilon_r = 40.409$; $\rho = 1000 \text{ kg/m}^3$;
 Phantom section: Right Section

DASY5 Configuration:

- Probe: EX3DV4 - SN7522; ConvF(8.21, 8.21, 8.21) @1732.5 MHz;
- Sensor-Surface: 4mm (Mechanical Surface Detection)
- Electronics: DAE4 SN1562;Calibrated: 3/3/2020
- Phantom: SAM-Twin V8.0 P1aP2a; Type: QD 000 P41 AA; Serial: 1962
- Measurement SW: DASY52, Version 52.10 (2) ;

Area Scan (71x91x1): Interpolated grid: dx=1.500 mm, dy=1.500 mm

Maximum value of SAR (interpolated) = 0.465 W/kg

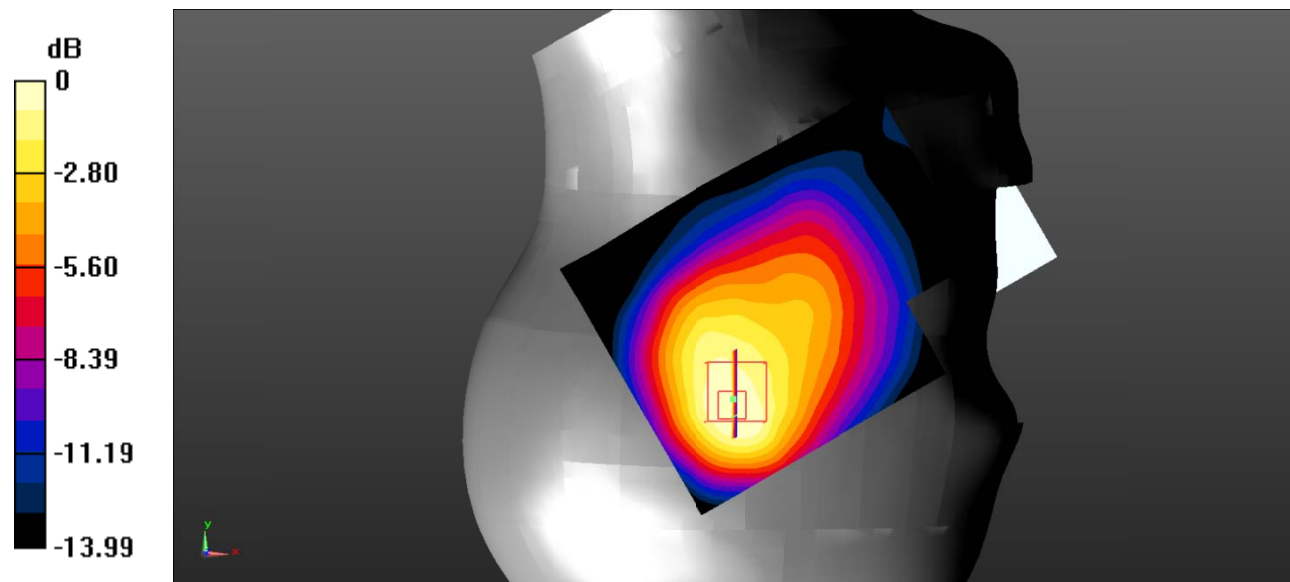
Zoom Scan (5x5x7)/Cube 0: Measurement grid: dx=8mm, dy=8mm, dz=5mm

Reference Value = 16.20 V/m; Power Drift = 0.06 dB

Peak SAR (extrapolated) = 0.662 W/kg

SAR(1 g) = 0.436 W/kg; SAR(10 g) = 0.277 W/kg

Maximum value of SAR (measured) = 0.452 W/kg



0 dB = 0.452 W/kg = -3.45 dBW/kg

Test Plot 62#: LTE Band 4_Body Back_1RB_Middle

DUT: Ultimate; Type: Ultimate DragonX; Serial: RSZ201224003-SA-S1;

Communication System: Generic FDD-LTE; Frequency: 1732.5 MHz; Duty Cycle: 1:1
 Medium parameters used: $f = 1732.5$ MHz; $\sigma = 1.325$ S/m; $\epsilon_r = 40.409$; $\rho = 1000$ kg/m³ ;
 Phantom section: Flat Section

DASY5 Configuration:

- Probe: EX3DV4 - SN7522; ConvF(8.21, 8.21, 8.21) @1732.5 MHz;
- Sensor-Surface: 4mm (Mechanical Surface Detection)
- Electronics: DAE4 SN1562; Calibrated: 3/3/2020
- Phantom: SAM-Twin V8.0 P1aP2a; Type: QD 000 P41 AA; Serial: 1962
- Measurement SW: DASY52, Version 52.10 (2) ;

Area Scan (71x91x1): Interpolated grid: dx=1.500 mm, dy=1.500 mm

Maximum value of SAR (interpolated) = 0.640 W/kg

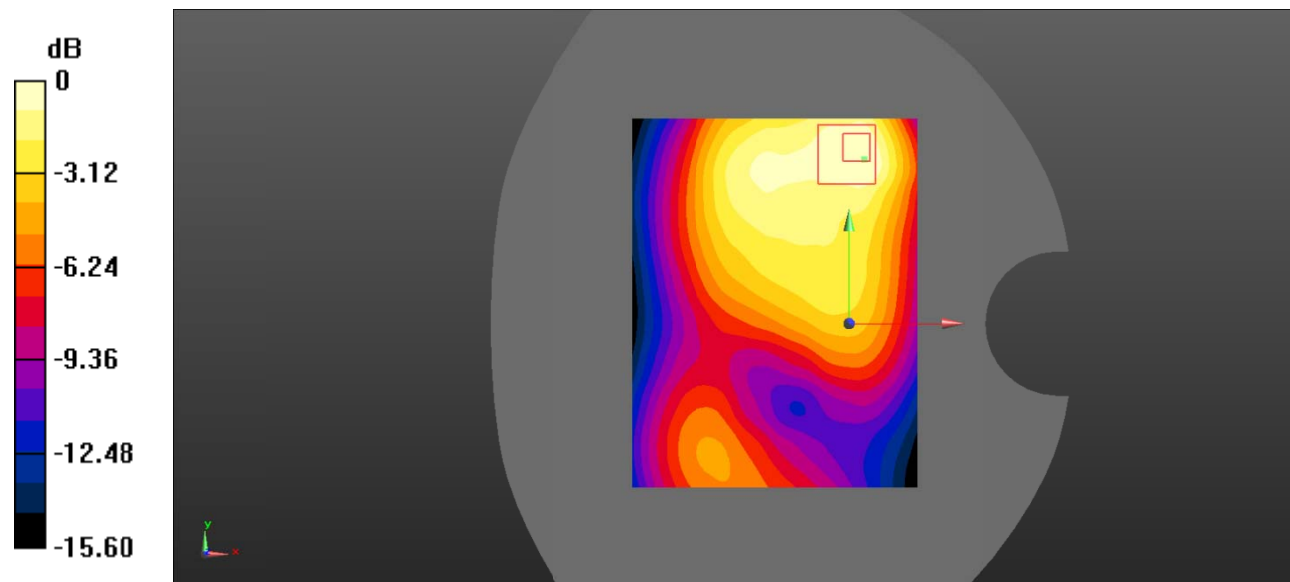
Zoom Scan (5x5x7)/Cube 0: Measurement grid: dx=8mm, dy=8mm, dz=5mm

Reference Value = 11.95 V/m; Power Drift = -0.0 0 dB

Peak SAR (extrapolated) = 0.967 W/kg

SAR(1 g) = 0.560 W/kg; SAR(10 g) = 0.322 W/kg

Maximum value of SAR (measured) = 0.583 W/kg



0 dB = 0.583 W/kg = -2.34 dBW/kg

Test Plot 63#: LTE Band 4_Body Back_50%RB_Middle

DUT: Ultimate; Type: Ultimate DragonX; Serial: RSZ201224003-SA-S1;

Communication System: Generic FDD-LTE; Frequency: 1732.5 MHz;Duty Cycle: 1:1
 Medium parameters used: $f = 1732.5$ MHz; $\sigma = 1.325$ S/m; $\epsilon_r = 40.409$; $\rho = 1000$ kg/m³ ;
 Phantom section: Flat Section

DASY5 Configuration:

- Probe: EX3DV4 - SN7522; ConvF(8.21, 8.21, 8.21) @1732.5 MHz;
- Sensor-Surface: 4mm (Mechanical Surface Detection)
- Electronics: DAE4 SN1562;Calibrated: 3/3/2020
- Phantom: SAM-Twin V8.0 P1aP2a; Type: QD 000 P41 AA; Serial: 1962
- Measurement SW: DASY52, Version 52.10 (2) ;

Area Scan (71x91x1): Interpolated grid: dx=1.500 mm, dy=1.500 mm

Maximum value of SAR (interpolated) = 0.437 W/kg

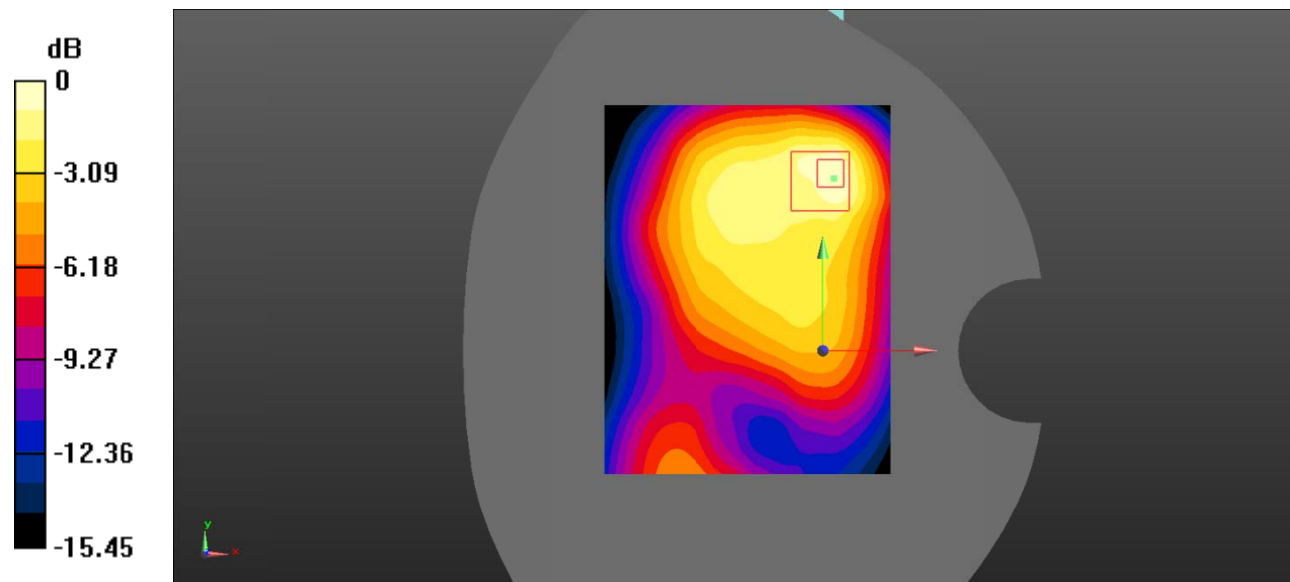
Zoom Scan (5x5x7)/Cube 0: Measurement grid: dx=8mm, dy=8mm, dz=5mm

Reference Value = 9.859 V/m; Power Drift = 0.13 dB

Peak SAR (extrapolated) = 0.713 W/kg

SAR(1 g) = 0.415 W/kg; SAR(10 g) = 0.238 W/kg

Maximum value of SAR (measured) = 0.450 W/kg



0 dB = 0.450 W/kg = -3.47 dBW/kg

Test Plot 64#: LTE Band 4_Body Left_1RB_Middle

DUT: Ultimate; Type: Ultimate DragonX; Serial: RSZ201224003-SA-S1;

Communication System: Generic FDD-LTE; Frequency: 1732.5 MHz; Duty Cycle: 1:1
 Medium parameters used: $f = 1732.5$ MHz; $\sigma = 1.325$ S/m; $\epsilon_r = 40.409$; $\rho = 1000$ kg/m³ ;
 Phantom section: Flat Section

DASY5 Configuration:

- Probe: EX3DV4 - SN7522; ConvF(8.21, 8.21, 8.21) @1732.5 MHz;
- Sensor-Surface: 4mm (Mechanical Surface Detection)
- Electronics: DAE4 SN1562; Calibrated: 3/3/2020
- Phantom: SAM-Twin V8.0 P1aP2a; Type: QD 000 P41 AA; Serial: 1962
- Measurement SW: DASY52, Version 52.10 (2) ;

Area Scan (71x91x1): Interpolated grid: dx=1.500 mm, dy=1.500 mm

Maximum value of SAR (interpolated) = 0.434 W/kg

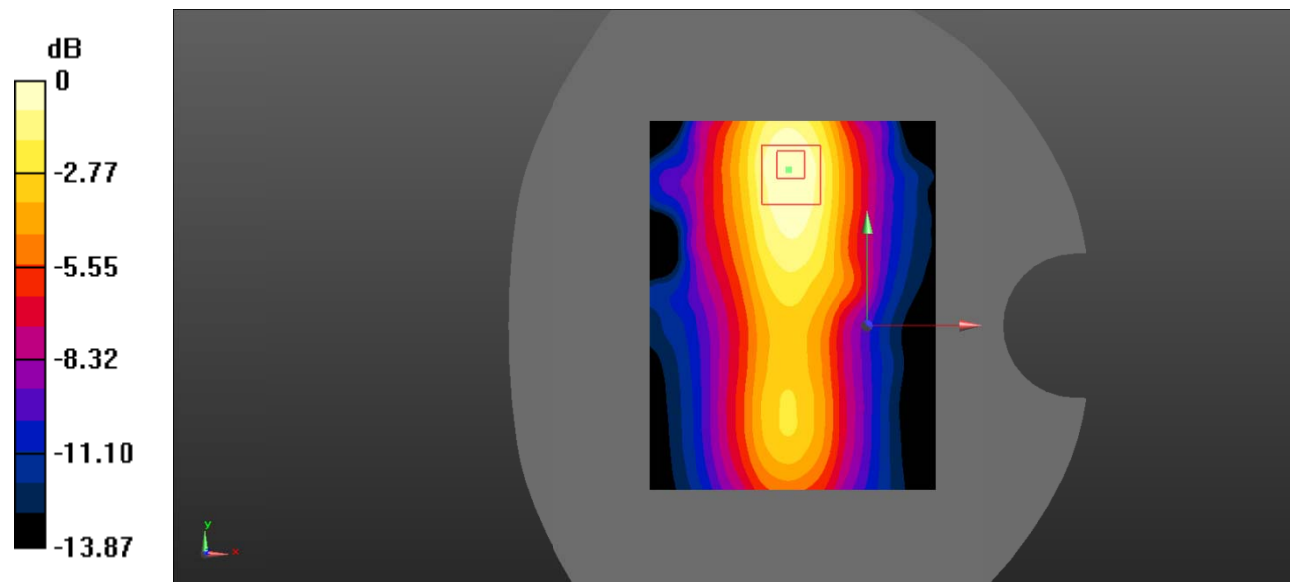
Zoom Scan (5x5x7)/Cube 0: Measurement grid: dx=8mm, dy=8mm, dz=5mm

Reference Value = 12.38 V/m; Power Drift = -0.17 dB

Peak SAR (extrapolated) = 0.608 W/kg

SAR(1 g) = 0.401 W/kg; SAR(10 g) = 0.249 W/kg

Maximum value of SAR (measured) = 0.421 W/kg



0 dB = 0.421 W/kg = -3.76 dBW/kg

Test Plot 65#: LTE Band 4_Body Left_50%RB_Middle

DUT: Ultimate; Type: Ultimate DragonX; Serial: RSZ201224003-SA-S1;

Communication System: Generic FDD-LTE; Frequency: 1732.5 MHz; Duty Cycle: 1:1
 Medium parameters used: $f = 1732.5$ MHz; $\sigma = 1.325$ S/m; $\epsilon_r = 40.409$; $\rho = 1000$ kg/m³ ;
 Phantom section: Flat Section

DASY5 Configuration:

- Probe: EX3DV4 - SN7522; ConvF(8.21, 8.21, 8.21) @1732.5 MHz;
- Sensor-Surface: 4mm (Mechanical Surface Detection)
- Electronics: DAE4 SN1562; Calibrated: 3/3/2020
- Phantom: SAM-Twin V8.0 P1aP2a; Type: QD 000 P41 AA; Serial: 1962
- Measurement SW: DASY52, Version 52.10 (2) ;

Area Scan (71x91x1): Interpolated grid: dx=1.500 mm, dy=1.500 mm

Maximum value of SAR (interpolated) = 0.302 W/kg

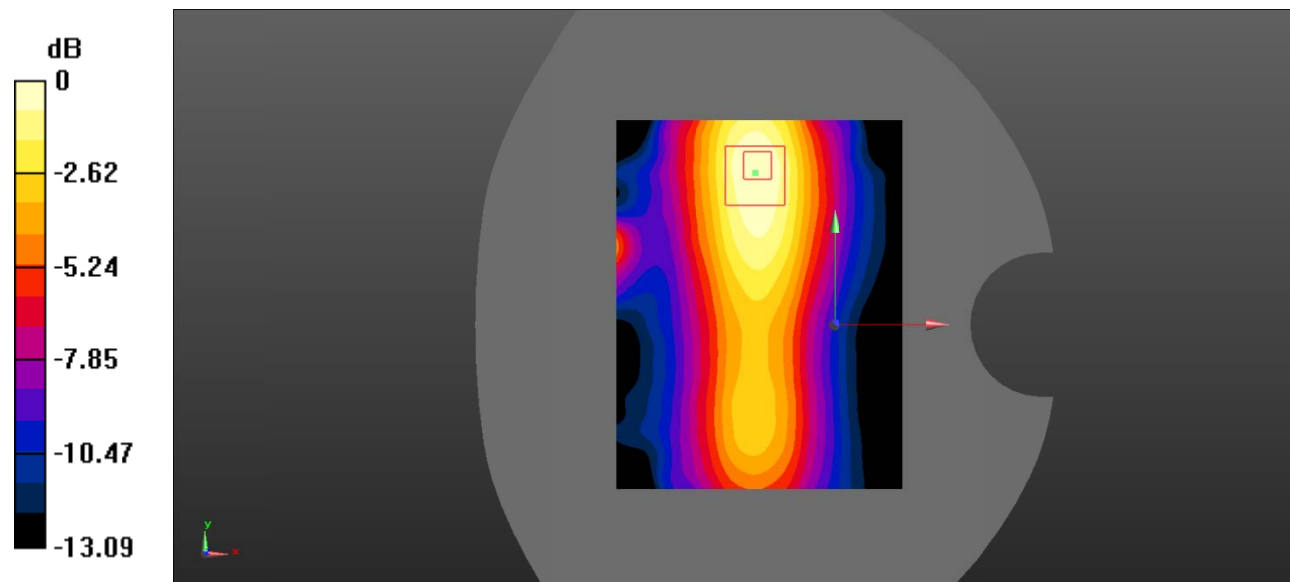
Zoom Scan (5x5x7)/Cube 0: Measurement grid: dx=8mm, dy=8mm, dz=5mm

Reference Value = 10.34 V/m; Power Drift = 0.02 dB

Peak SAR (extrapolated) = 0.433 W/kg

SAR(1 g) = 0.286 W/kg; SAR(10 g) = 0.179 W/kg

Maximum value of SAR (measured) = 0.300 W/kg



0 dB = 0.300 W/kg = -5.23 dBW/kg

Test Plot 66#: LTE Band 4_Body Top_1RB_Middle

DUT: Ultimate; Type: Ultimate DragonX; Serial: RSZ201224003-SA-S1;

Communication System: Generic FDD-LTE; Frequency: 1732.5 MHz; Duty Cycle: 1:1
 Medium parameters used: $f = 1732.5$ MHz; $\sigma = 1.325$ S/m; $\epsilon_r = 40.409$; $\rho = 1000$ kg/m³ ;
 Phantom section: Flat Section

DASY5 Configuration:

- Probe: EX3DV4 - SN7522; ConvF(8.21, 8.21, 8.21) @1732.5 MHz;
- Sensor-Surface: 4mm (Mechanical Surface Detection)
- Electronics: DAE4 SN1562; Calibrated: 3/3/2020
- Phantom: SAM-Twin V8.0 P1aP2a; Type: QD 000 P41 AA; Serial: 1962
- Measurement SW: DASY52, Version 52.10 (2) ;

Area Scan (71x91x1): Interpolated grid: dx=1.500 mm, dy=1.500 mm

Maximum value of SAR (interpolated) = 0.414 W/kg

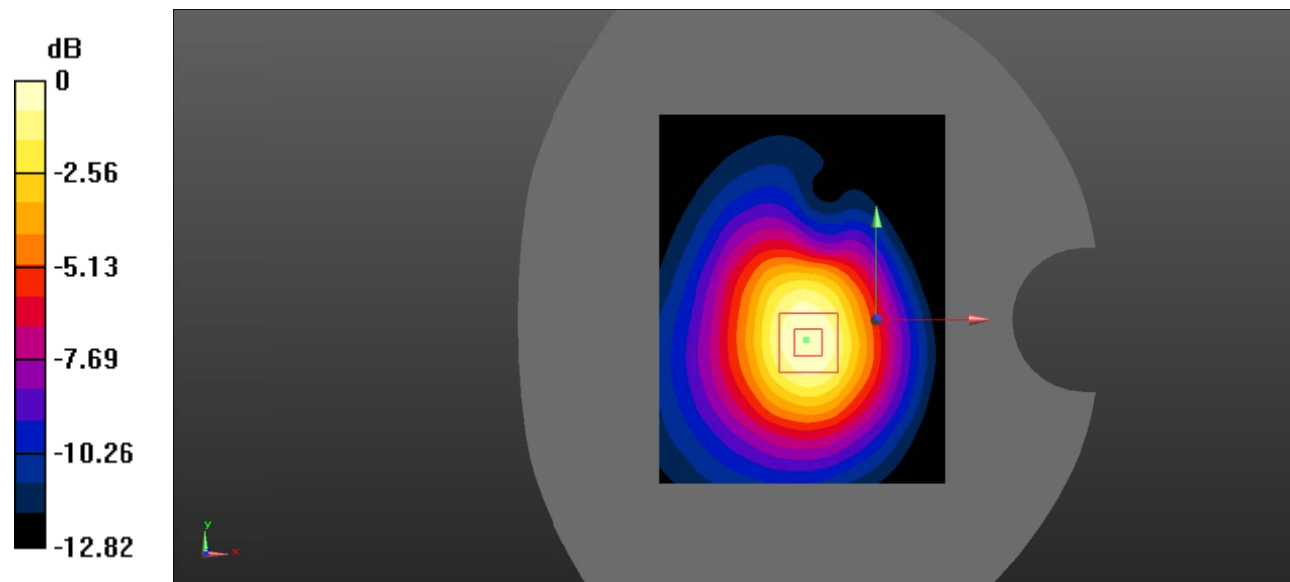
Zoom Scan (5x5x7)/Cube 0: Measurement grid: dx=8mm, dy=8mm, dz=5mm

Reference Value = 17.10 V/m; Power Drift = -0.05 dB

Peak SAR (extrapolated) = 0.533 W/kg

SAR(1 g) = 0.370 W/kg; SAR(10 g) = 0.231 W/kg

Maximum value of SAR (measured) = 0.391 W/kg



0 dB = 0.391 W/kg = -4.08 dBW/kg

Test Plot 67#: LTE Band 4_Body Top_50%RB_Middle

DUT: Ultimate; Type: Ultimate DragonX; Serial: RSZ201224003-SA-S1;

Communication System: Generic FDD-LTE; Frequency: 1732.5 MHz; Duty Cycle: 1:1
 Medium parameters used: $f = 1732.5$ MHz; $\sigma = 1.325$ S/m; $\epsilon_r = 40.409$; $\rho = 1000$ kg/m³ ;
 Phantom section: Flat Section

DASY5 Configuration:

- Probe: EX3DV4 - SN7522; ConvF(8.21, 8.21, 8.21) @1732.5 MHz;
- Sensor-Surface: 4mm (Mechanical Surface Detection)
- Electronics: DAE4 SN1562; Calibrated: 3/3/2020
- Phantom: SAM-Twin V8.0 P1aP2a; Type: QD 000 P41 AA; Serial: 1962
- Measurement SW: DASY52, Version 52.10 (2) ;

Area Scan (71x91x1): Interpolated grid: dx=1.500 mm, dy=1.500 mm

Maximum value of SAR (interpolated) = 0.299 W/kg

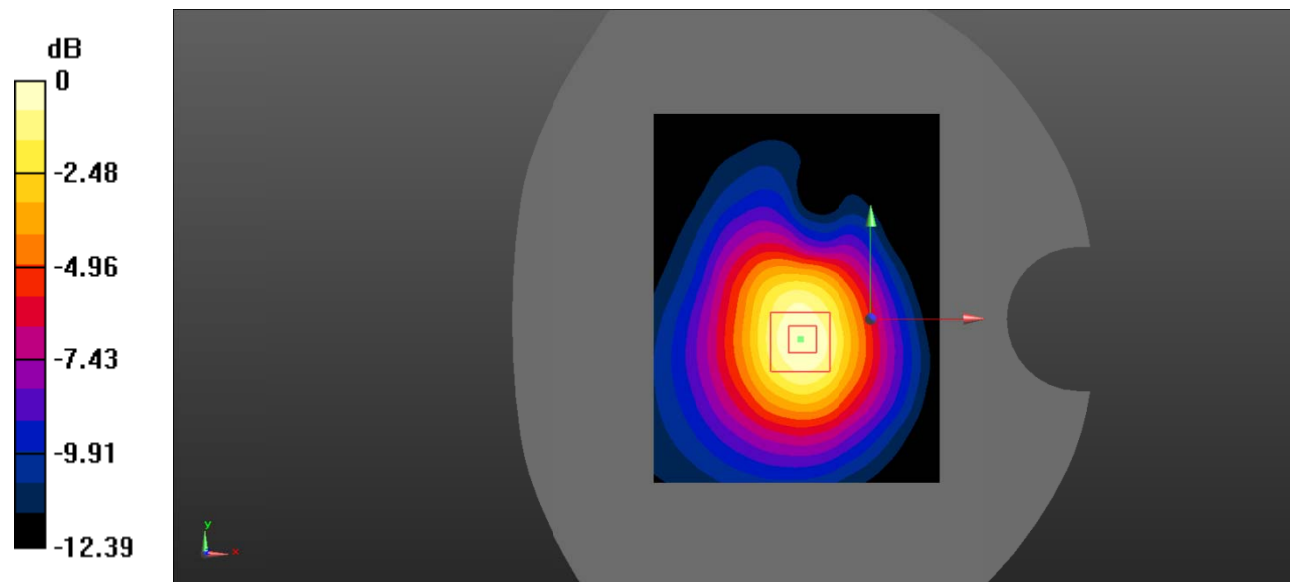
Zoom Scan (5x5x7)/Cube 0: Measurement grid: dx=8mm, dy=8mm, dz=5mm

Reference Value = 14.25 V/m; Power Drift = 0.00 dB

Peak SAR (extrapolated) = 0.392 W/kg

SAR(1 g) = 0.273 W/kg; SAR(10 g) = 0.171 W/kg

Maximum value of SAR (measured) = 0.289 W/kg



0 dB = 0.289 W/kg = -5.39 dBW/kg

Test Plot 68#: LTE Band 5_Head Left Cheek_1RB_Middle

DUT: Ultimate; Type: Ultimate DragonX; Serial: RSZ201224003-SA-S1;

Communication System: Generic FDD-LTE; Frequency: 836.5 MHz; Duty Cycle: 1:1
 Medium parameters used: $f = 836.5 \text{ MHz}$; $\sigma = 0.888 \text{ S/m}$; $\epsilon_r = 40.476$; $\rho = 1000 \text{ kg/m}^3$;
 Phantom section: Left Section

DASY5 Configuration:

- Probe: EX3DV4 - SN7522; ConvF(9.92, 9.92, 9.92) @836.5 MHz;
- Sensor-Surface: 4mm (Mechanical Surface Detection)
- Electronics: DAE4 SN1562; Calibrated: 3/3/2020
- Phantom: SAM-Twin V8.0 P1aP2a; Type: QD 000 P41 AA; Serial: 1962
- Measurement SW: DASY52, Version 52.10 (2) ;

Area Scan (71x91x1): Interpolated grid: $dx=1.500 \text{ mm}$, $dy=1.500 \text{ mm}$

Maximum value of SAR (interpolated) = 0.347 W/kg

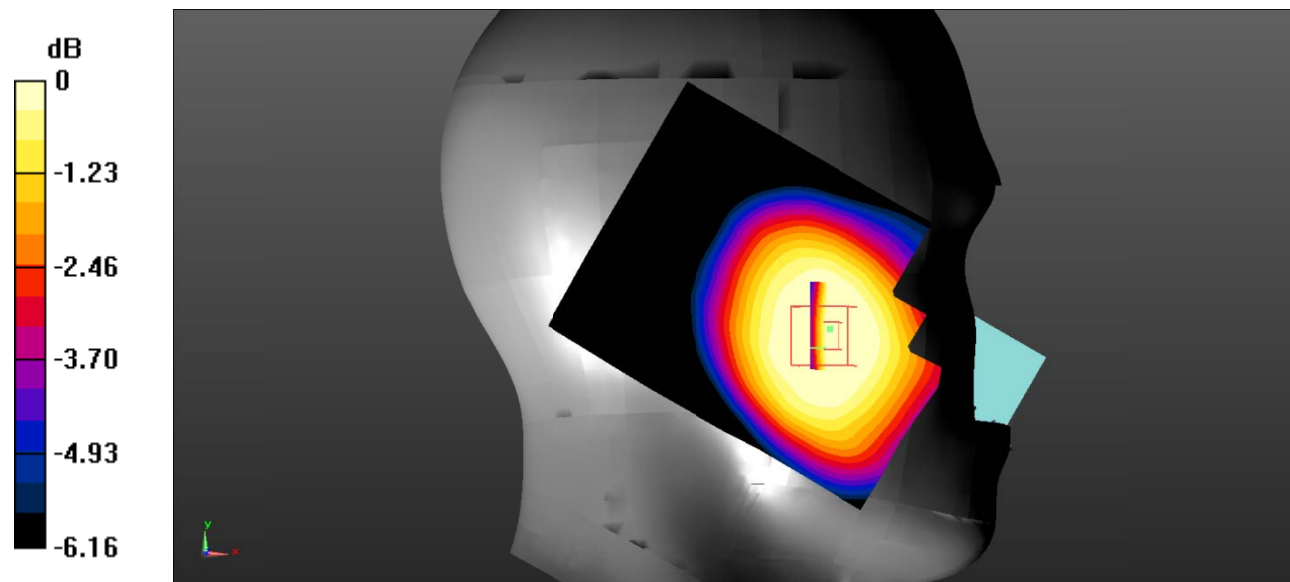
Zoom Scan (5x5x7)/Cube 0: Measurement grid: $dx=8\text{mm}$, $dy=8\text{mm}$, $dz=5\text{mm}$

Reference Value = 7.408 V/m; Power Drift = -0.05 dB

Peak SAR (extrapolated) = 0.329 W/kg

SAR(1 g) = 0.296 W/kg; SAR(10 g) = 0.249 W/kg

Maximum value of SAR (measured) = 0.302 W/kg



0 dB = 0.302 W/kg = -5.20 dBW/kg

Test Plot 69#: LTE Band 5_Head Left Cheek_50%RB_Middle

DUT: Ultimate; Type: Ultimate DragonX; Serial: RSZ201224003-SA-S1;

Communication System: Generic FDD-LTE; Frequency: 836.5 MHz; Duty Cycle: 1:1
 Medium parameters used: $f = 836.5 \text{ MHz}$; $\sigma = 0.888 \text{ S/m}$; $\epsilon_r = 40.476$; $\rho = 1000 \text{ kg/m}^3$;
 Phantom section: Left Section

DASY5 Configuration:

- Probe: EX3DV4 - SN7522; ConvF(9.92, 9.92, 9.92) @836.5 MHz;
- Sensor-Surface: 4mm (Mechanical Surface Detection)
- Electronics: DAE4 SN1562; Calibrated: 3/3/2020
- Phantom: SAM-Twin V8.0 P1aP2a; Type: QD 000 P41 AA; Serial: 1962
- Measurement SW: DASY52, Version 52.10 (2) ;

Area Scan (71x91x1): Interpolated grid: $dx=1.500 \text{ mm}$, $dy=1.500 \text{ mm}$

Maximum value of SAR (interpolated) = 0.234 W/kg


Zoom Scan (5x5x7)/Cube 0: Measurement grid: $dx=8\text{mm}$, $dy=8\text{mm}$, $dz=5\text{mm}$

Reference Value = 6.058 V/m; Power Drift = 0.06 dB

Peak SAR (extrapolated) = 0.318 W/kg

SAR(1 g) = 0.228 W/kg; SAR(10 g) = 0.192 W/kg

Maximum value of SAR (measured) = 0.255 W/kg



0 dB = 0.255 W/kg = -5.93 dBW/kg

Test Plot 70#: LTE Band 5_Head Left Tilt_1RB_Middle

DUT: Ultimate; Type: Ultimate DragonX; Serial: RSZ201224003-SA-S1;

Communication System: Generic FDD-LTE; Frequency: 836.5 MHz; Duty Cycle: 1:1
 Medium parameters used: $f = 836.5 \text{ MHz}$; $\sigma = 0.888 \text{ S/m}$; $\epsilon_r = 40.476$; $\rho = 1000 \text{ kg/m}^3$;
 Phantom section: Left Section

DASY5 Configuration:

- Probe: EX3DV4 - SN7522; ConvF(9.92, 9.92, 9.92) @836.5 MHz;
- Sensor-Surface: 4mm (Mechanical Surface Detection)
- Electronics: DAE4 SN1562; Calibrated: 3/3/2020
- Phantom: SAM-Twin V8.0 P1aP2a; Type: QD 000 P41 AA; Serial: 1962
- Measurement SW: DASY52, Version 52.10 (2) ;

Area Scan (71x91x1): Interpolated grid: $dx=1.500 \text{ mm}$, $dy=1.500 \text{ mm}$

Maximum value of SAR (interpolated) = 0.213 W/kg

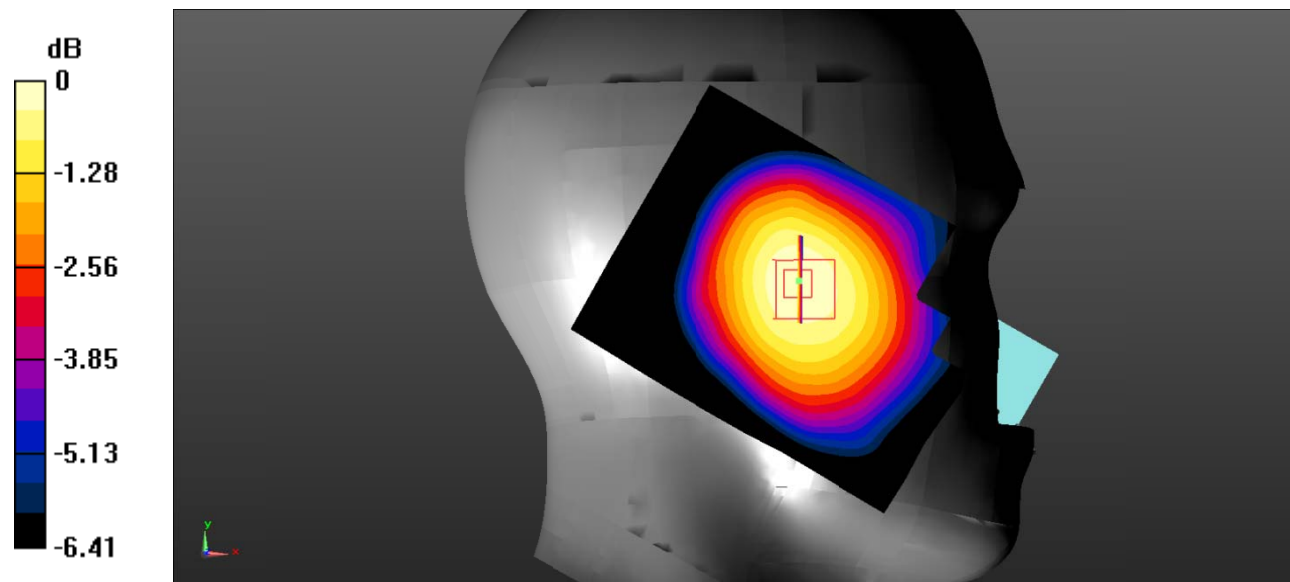
Zoom Scan (5x5x7)/Cube 0: Measurement grid: $dx=8\text{mm}$, $dy=8\text{mm}$, $dz=5\text{mm}$

Reference Value = 10.09 V/m; Power Drift = 0.07 dB

Peak SAR (extrapolated) = 0.245 W/kg

SAR(1 g) = 0.205 W/kg; SAR(10 g) = 0.166 W/kg

Maximum value of SAR (measured) = 0.211 W/kg



0 dB = 0.211 W/kg = -6.76 dBW/kg

Test Plot 71#: LTE Band 5_Head Left Tilt_50%RB_Middle

DUT: Ultimate; Type: Ultimate DragonX; Serial: RSZ201224003-SA-S1;

Communication System: Generic FDD-LTE; Frequency: 836.5 MHz; Duty Cycle: 1:1
 Medium parameters used: $f = 836.5 \text{ MHz}$; $\sigma = 0.888 \text{ S/m}$; $\epsilon_r = 40.476$; $\rho = 1000 \text{ kg/m}^3$;
 Phantom section: Left Section

DASY5 Configuration:

- Probe: EX3DV4 - SN7522; ConvF(9.92, 9.92, 9.92) @836.5 MHz;
- Sensor-Surface: 4mm (Mechanical Surface Detection)
- Electronics: DAE4 SN1562; Calibrated: 3/3/2020
- Phantom: SAM-Twin V8.0 P1aP2a; Type: QD 000 P41 AA; Serial: 1962
- Measurement SW: DASY52, Version 52.10 (2) ;

Area Scan (71x91x1): Interpolated grid: $dx=1.500 \text{ mm}$, $dy=1.500 \text{ mm}$

Maximum value of SAR (interpolated) = 0.160 W/kg


Zoom Scan (5x5x7)/Cube 0: Measurement grid: $dx=8\text{mm}$, $dy=8\text{mm}$, $dz=5\text{mm}$

Reference Value = 8.645 V/m; Power Drift = 0.01 dB

Peak SAR (extrapolated) = 0.188 W/kg

SAR(1 g) = 0.156 W/kg; SAR(10 g) = 0.125 W/kg

Maximum value of SAR (measured) = 0.161 W/kg



0 dB = 0.161 W/kg = -7.93 dBW/kg

Test Plot 72#: LTE Band 5_Head Right Cheek_1RB_Middle

DUT: Ultimate; Type: Ultimate DragonX; Serial: RSZ201224003-SA-S1;

Communication System: Generic FDD-LTE; Frequency: 836.5 MHz; Duty Cycle: 1:1
 Medium parameters used: $f = 836.5 \text{ MHz}$; $\sigma = 0.888 \text{ S/m}$; $\epsilon_r = 40.476$; $\rho = 1000 \text{ kg/m}^3$;
 Phantom section: Right Section

DASY5 Configuration:

- Probe: EX3DV4 - SN7522; ConvF(9.92, 9.92, 9.92) @836.5 MHz;
- Sensor-Surface: 4mm (Mechanical Surface Detection)
- Electronics: DAE4 SN1562; Calibrated: 3/3/2020
- Phantom: SAM-Twin V8.0 P1aP2a; Type: QD 000 P41 AA; Serial: 1962
- Measurement SW: DASY52, Version 52.10 (2) ;

Area Scan (71x91x1): Interpolated grid: $dx=1.500 \text{ mm}$, $dy=1.500 \text{ mm}$

Maximum value of SAR (interpolated) = 0.359 W/kg

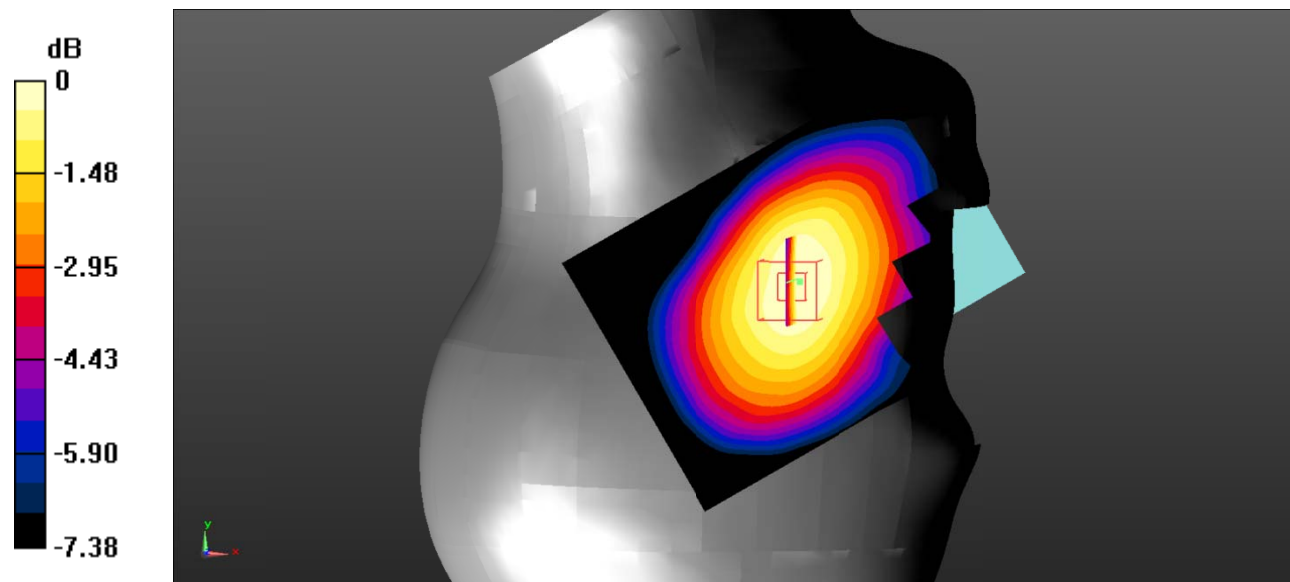
Zoom Scan (5x5x7)/Cube 0: Measurement grid: $dx=8\text{mm}$, $dy=8\text{mm}$, $dz=5\text{mm}$

Reference Value = 9.641 V/m; Power Drift = 0.01 dB

Peak SAR (extrapolated) = 0.407 W/kg

SAR(1 g) = 0.345 W/kg; SAR(10 g) = 0.277 W/kg

Maximum value of SAR (measured) = 0.356 W/kg



0 dB = 0.356 W/kg = -4.49 dBW/kg

Test Plot 73#: LTE Band 5_Head Right Cheek_50%RB_Middle

DUT: Ultimate; Type: Ultimate DragonX; Serial: RSZ201224003-SA-S1;

Communication System: Generic FDD-LTE; Frequency: 836.5 MHz; Duty Cycle: 1:1
 Medium parameters used: $f = 836.5 \text{ MHz}$; $\sigma = 0.888 \text{ S/m}$; $\epsilon_r = 40.476$; $\rho = 1000 \text{ kg/m}^3$;
 Phantom section: Right Section

DASY5 Configuration:

- Probe: EX3DV4 - SN7522; ConvF(9.92, 9.92, 9.92) @836.5 MHz;
- Sensor-Surface: 4mm (Mechanical Surface Detection)
- Electronics: DAE4 SN1562; Calibrated: 3/3/2020
- Phantom: SAM-Twin V8.0 P1aP2a; Type: QD 000 P41 AA; Serial: 1962
- Measurement SW: DASY52, Version 52.10 (2) ;

Area Scan (71x91x1): Interpolated grid: $dx=1.500 \text{ mm}$, $dy=1.500 \text{ mm}$

Maximum value of SAR (interpolated) = 0.302 W/kg

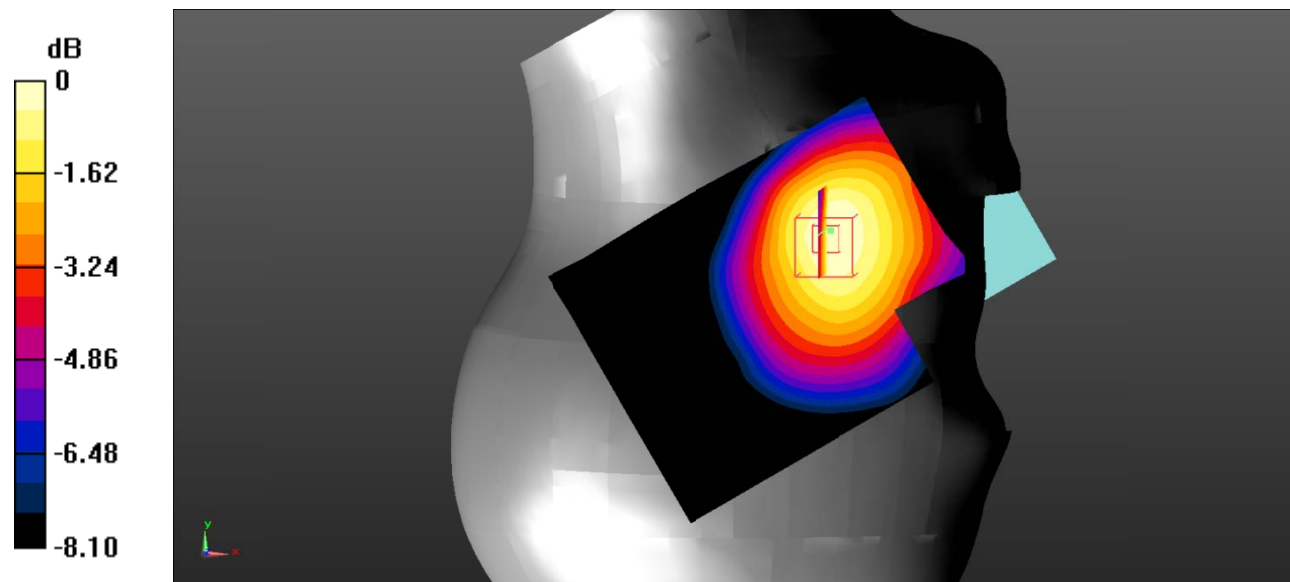
Zoom Scan (5x5x7)/Cube 0: Measurement grid: $dx=8\text{mm}$, $dy=8\text{mm}$, $dz=5\text{mm}$

Reference Value = 5.389 V/m; Power Drift = 0.07 dB

Peak SAR (extrapolated) = 0.367 W/kg

SAR(1 g) = 0.295 W/kg; SAR(10 g) = 0.231 W/kg

Maximum value of SAR (measured) = 0.304 W/kg



0 dB = 0.304 W/kg = -5.17 dBW/kg

Test Plot 74#: LTE Band 5_Head Right Tilt_1RB_Middle

DUT: Ultimate; Type: Ultimate DragonX; Serial: RSZ201224003-SA-S1;

Communication System: Generic FDD-LTE; Frequency: 836.5 MHz; Duty Cycle: 1:1
 Medium parameters used: $f = 836.5 \text{ MHz}$; $\sigma = 0.888 \text{ S/m}$; $\epsilon_r = 40.476$; $\rho = 1000 \text{ kg/m}^3$;
 Phantom section: Right Section

DASY5 Configuration:

- Probe: EX3DV4 - SN7522; ConvF(9.92, 9.92, 9.92) @836.5 MHz;
- Sensor-Surface: 4mm (Mechanical Surface Detection)
- Electronics: DAE4 SN1562; Calibrated: 3/3/2020
- Phantom: SAM-Twin V8.0 P1aP2a; Type: QD 000 P41 AA; Serial: 1962
- Measurement SW: DASY52, Version 52.10 (2) ;

Area Scan (71x91x1): Interpolated grid: $dx=1.500 \text{ mm}$, $dy=1.500 \text{ mm}$

Maximum value of SAR (interpolated) = 0.242 W/kg

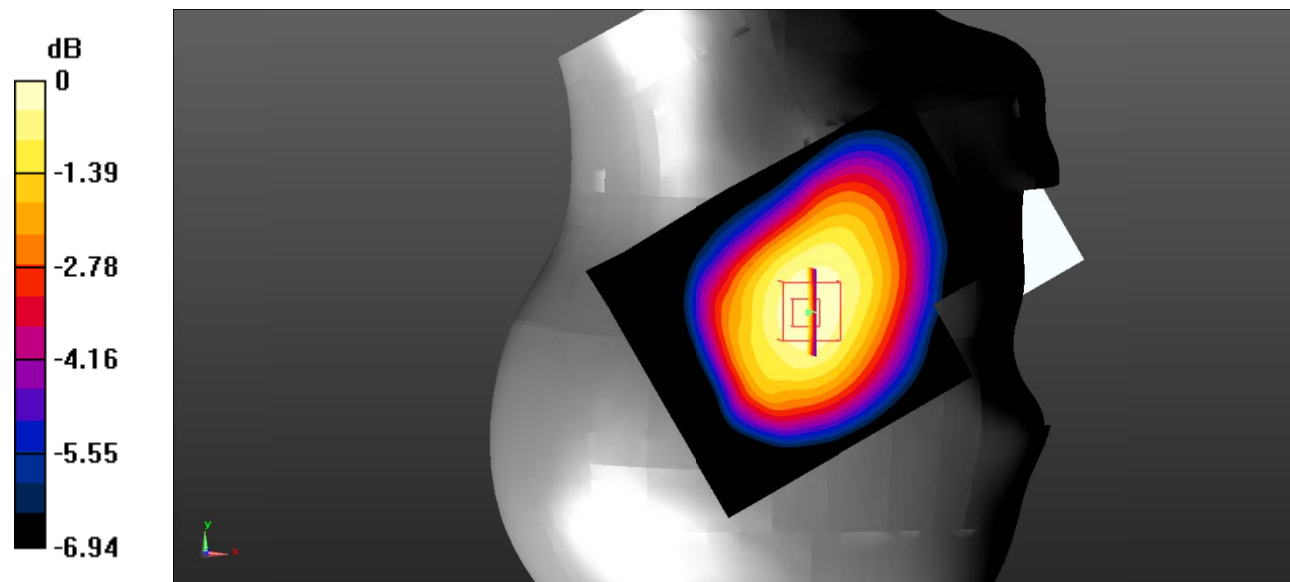
Zoom Scan (5x5x7)/Cube 0: Measurement grid: $dx=8\text{mm}$, $dy=8\text{mm}$, $dz=5\text{mm}$

Reference Value = 12.24 V/m; Power Drift = 0.09 dB

Peak SAR (extrapolated) = 0.277 W/kg

SAR(1 g) = 0.232 W/kg; SAR(10 g) = 0.187 W/kg

Maximum value of SAR (measured) = 0.240 W/kg



0 dB = 0.240 W/kg = -6.20 dBW/kg

Test Plot 75#: LTE Band 5_Head Right Tilt_50%RB_Middle

DUT: Ultimate; Type: Ultimate DragonX; Serial: RSZ201224003-SA-S1;

Communication System: Generic FDD-LTE; Frequency: 836.5 MHz; Duty Cycle: 1:1
 Medium parameters used: $f = 836.5 \text{ MHz}$; $\sigma = 0.888 \text{ S/m}$; $\epsilon_r = 40.476$; $\rho = 1000 \text{ kg/m}^3$;
 Phantom section: Right Section

DASY5 Configuration:

- Probe: EX3DV4 - SN7522; ConvF(9.92, 9.92, 9.92) @836.5 MHz;
- Sensor-Surface: 4mm (Mechanical Surface Detection)
- Electronics: DAE4 SN1562; Calibrated: 3/3/2020
- Phantom: SAM-Twin V8.0 P1aP2a; Type: QD 000 P41 AA; Serial: 1962
- Measurement SW: DASY52, Version 52.10 (2) ;

Area Scan (71x91x1): Interpolated grid: $dx=1.500 \text{ mm}$, $dy=1.500 \text{ mm}$

Maximum value of SAR (interpolated) = 0.182 W/kg

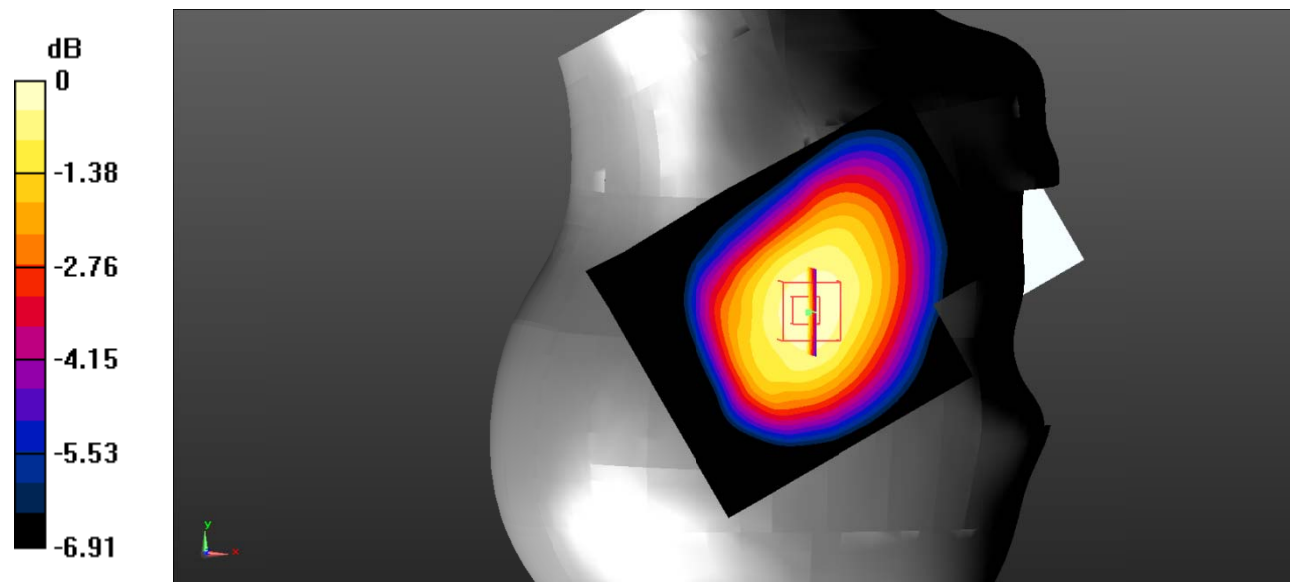
Zoom Scan (5x5x7)/Cube 0: Measurement grid: $dx=8\text{mm}$, $dy=8\text{mm}$, $dz=5\text{mm}$

Reference Value = 10.67 V/m; Power Drift = 0.17 dB

Peak SAR (extrapolated) = 0.210 W/kg

SAR(1 g) = 0.177 W/kg; SAR(10 g) = 0.143 W/kg

Maximum value of SAR (measured) = 0.183 W/kg



0 dB = 0.183 W/kg = -7.38 dBW/kg

Test Plot 76#: LTE Band 5_Body Back_1RB_Middle

DUT: Ultimate; Type: Ultimate DragonX; Serial: RSZ201224003-SA-S1;

Communication System: Generic FDD-LTE; Frequency: 836.5 MHz; Duty Cycle: 1:1
 Medium parameters used: $f = 836.5 \text{ MHz}$; $\sigma = 0.888 \text{ S/m}$; $\epsilon_r = 40.476$; $\rho = 1000 \text{ kg/m}^3$;
 Phantom section: Flat Section

DASY5 Configuration:

- Probe: EX3DV4 - SN7522; ConvF(9.92, 9.92, 9.92) @836.5 MHz;
- Sensor-Surface: 4mm (Mechanical Surface Detection)
- Electronics: DAE4 SN1562; Calibrated: 3/3/2020
- Phantom: SAM-Twin V8.0 P1aP2a; Type: QD 000 P41 AA; Serial: 1962
- Measurement SW: DASY52, Version 52.10 (2) ;

Area Scan (71x91x1): Interpolated grid: $dx=1.500 \text{ mm}$, $dy=1.500 \text{ mm}$

Maximum value of SAR (interpolated) = 0.377 W/kg

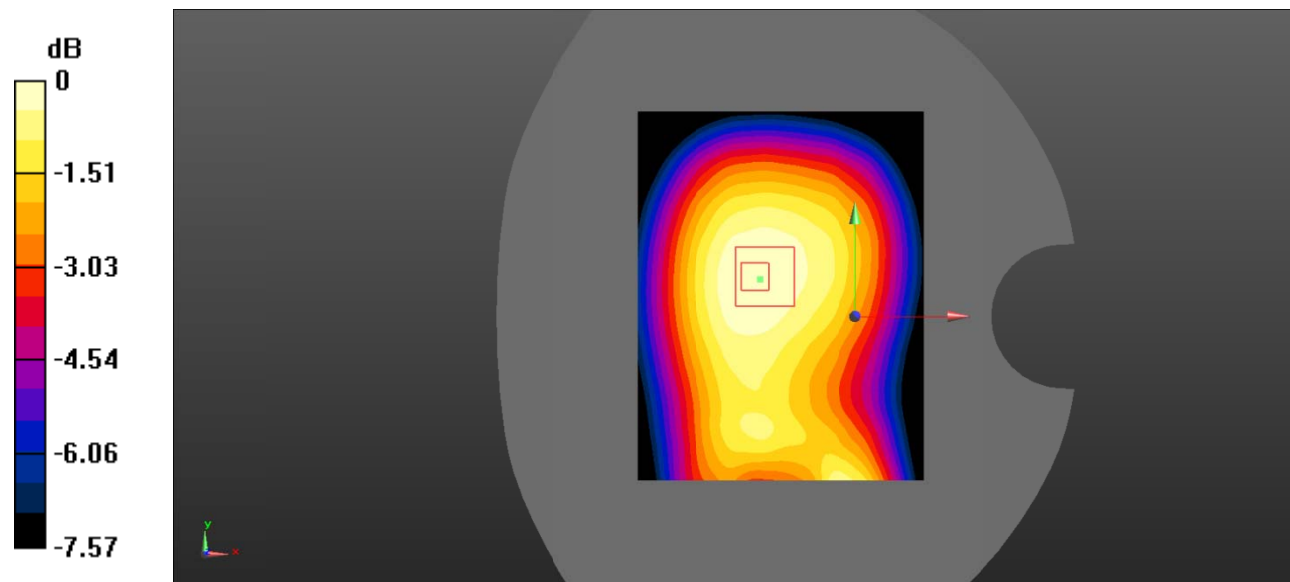
Zoom Scan (5x5x7)/Cube 0: Measurement grid: $dx=8\text{mm}$, $dy=8\text{mm}$, $dz=5\text{mm}$

Reference Value = 19.18 V/m; Power Drift = 0.02 dB

Peak SAR (extrapolated) = 0.451 W/kg

SAR(1 g) = 0.366 W/kg; SAR(10 g) = 0.285 W/kg

Maximum value of SAR (measured) = 0.379 W/kg



0 dB = 0.379 W/kg = -4.21 dBW/kg

Test Plot 77#: LTE Band 5_Body Back_50%RB_Middle

DUT: Ultimate; Type: Ultimate DragonX; Serial: RSZ201224003-SA-S1;

Communication System: Generic FDD-LTE; Frequency: 836.5 MHz; Duty Cycle: 1:1
 Medium parameters used: $f = 836.5 \text{ MHz}$; $\sigma = 0.888 \text{ S/m}$; $\epsilon_r = 40.476$; $\rho = 1000 \text{ kg/m}^3$;
 Phantom section: Flat Section

DASY5 Configuration:

- Probe: EX3DV4 - SN7522; ConvF(9.92, 9.92, 9.92) @836.5 MHz;
- Sensor-Surface: 4mm (Mechanical Surface Detection)
- Electronics: DAE4 SN1562; Calibrated: 3/3/2020
- Phantom: SAM-Twin V8.0 P1aP2a; Type: QD 000 P41 AA; Serial: 1962
- Measurement SW: DASY52, Version 52.10 (2) ;

Area Scan (71x91x1): Interpolated grid: $dx=1.500 \text{ mm}$, $dy=1.500 \text{ mm}$

Maximum value of SAR (interpolated) = 0.289 W/kg

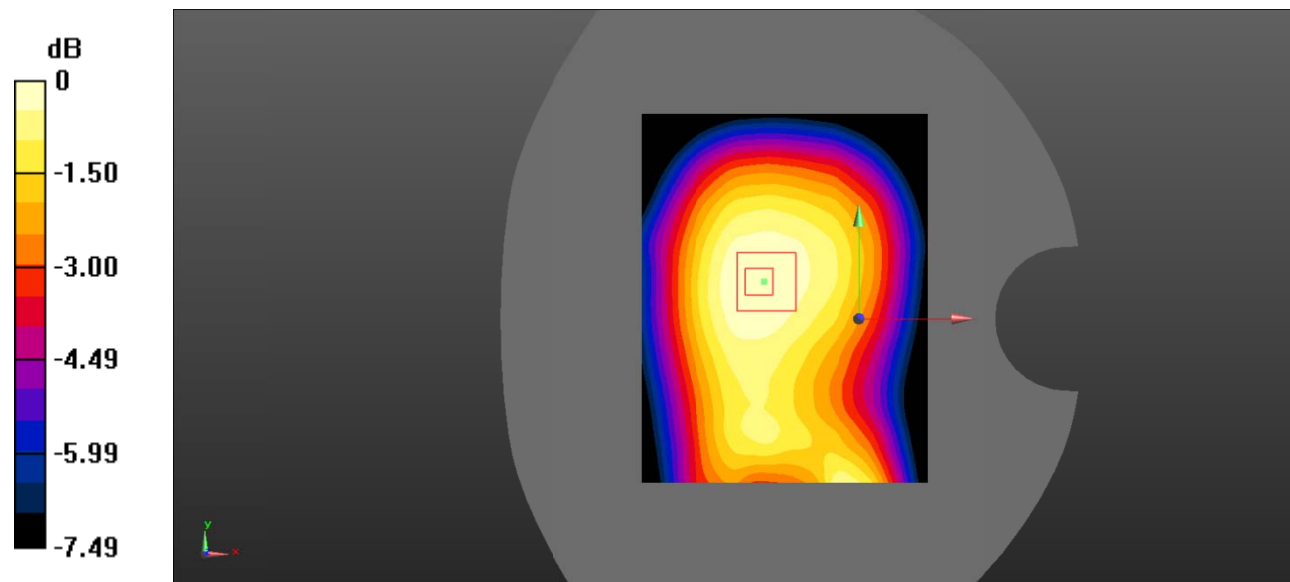
Zoom Scan (5x5x7)/Cube 0: Measurement grid: $dx=8\text{mm}$, $dy=8\text{mm}$, $dz=5\text{mm}$

Reference Value = 16.72 V/m; Power Drift = 0.06 dB

Peak SAR (extrapolated) = 0.344 W/kg

SAR(1 g) = 0.280 W/kg; SAR(10 g) = 0.217 W/kg

Maximum value of SAR (measured) = 0.290 W/kg



0 dB = 0.290 W/kg = -5.38 dBW/kg

Test Plot 78#: LTE Band 5_Body Left_1RB_Middle

DUT: Ultimate; Type: Ultimate DragonX; Serial: RSZ201224003-SA-S1;

Communication System: Generic FDD-LTE; Frequency: 836.5 MHz; Duty Cycle: 1:1
 Medium parameters used: $f = 836.5 \text{ MHz}$; $\sigma = 0.888 \text{ S/m}$; $\epsilon_r = 40.476$; $\rho = 1000 \text{ kg/m}^3$;
 Phantom section: Flat Section

DASY5 Configuration:

- Probe: EX3DV4 - SN7522; ConvF(9.92, 9.92, 9.92) @836.5 MHz;
- Sensor-Surface: 4mm (Mechanical Surface Detection)
- Electronics: DAE4 SN1562; Calibrated: 3/3/2020
- Phantom: SAM-Twin V8.0 P1aP2a; Type: QD 000 P41 AA; Serial: 1962
- Measurement SW: DASY52, Version 52.10 (2) ;

Area Scan (71x91x1): Interpolated grid: dx=1.500 mm, dy=1.500 mm

Maximum value of SAR (interpolated) = 0.155 W/kg

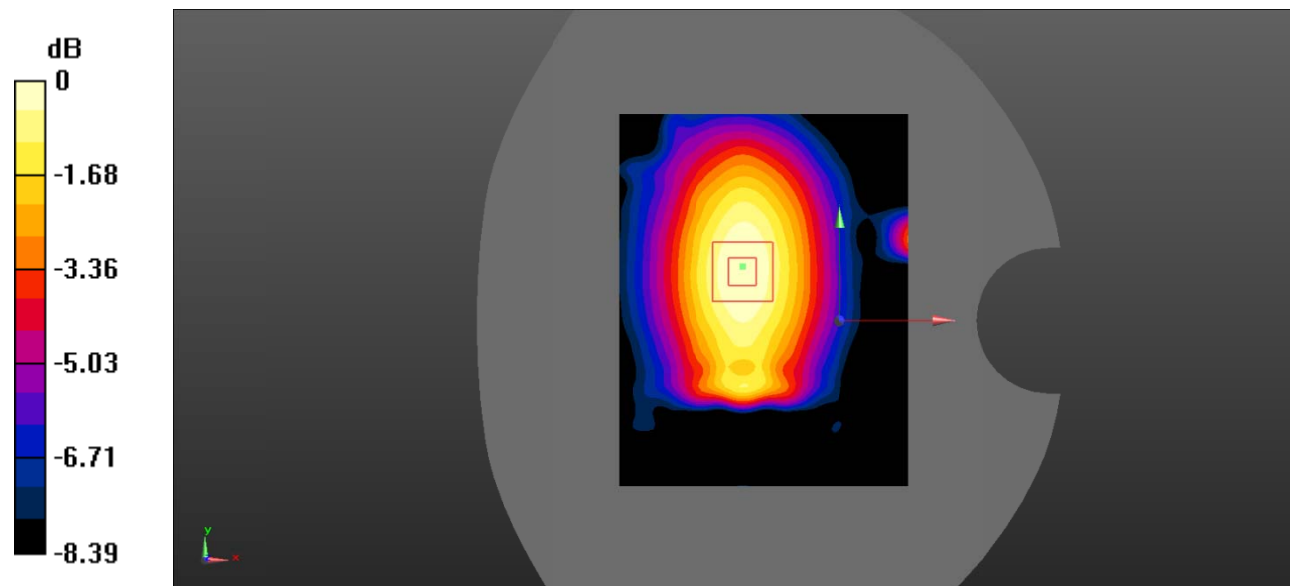
Zoom Scan (5x5x7)/Cube 0: Measurement grid: dx=8mm, dy=8mm, dz=5mm

Reference Value = 11.62 V/m; Power Drift = -0.04 dB

Peak SAR (extrapolated) = 0.203 W/kg

SAR(1 g) = 0.146 W/kg; SAR(10 g) = 0.103 W/kg

Maximum value of SAR (measured) = 0.153 W/kg



0 dB = 0.153 W/kg = -8.15 dBW/kg

Test Plot 79#: LTE Band 5_Body Left_50%RB_Middle

DUT: Ultimate; Type: Ultimate DragonX; Serial: RSZ201224003-SA-S1;

Communication System: Generic FDD-LTE; Frequency: 836.5 MHz; Duty Cycle: 1:1
 Medium parameters used: $f = 836.5 \text{ MHz}$; $\sigma = 0.888 \text{ S/m}$; $\epsilon_r = 40.476$; $\rho = 1000 \text{ kg/m}^3$;
 Phantom section: Flat Section

DASY5 Configuration:

- Probe: EX3DV4 - SN7522; ConvF(9.92, 9.92, 9.92) @836.5 MHz;
- Sensor-Surface: 4mm (Mechanical Surface Detection)
- Electronics: DAE4 SN1562; Calibrated: 3/3/2020
- Phantom: SAM-Twin V8.0 P1aP2a; Type: QD 000 P41 AA; Serial: 1962
- Measurement SW: DASY52, Version 52.10 (2) ;

Area Scan (71x91x1): Interpolated grid: $dx=1.500 \text{ mm}$, $dy=1.500 \text{ mm}$

Maximum value of SAR (interpolated) = 0.116 W/kg

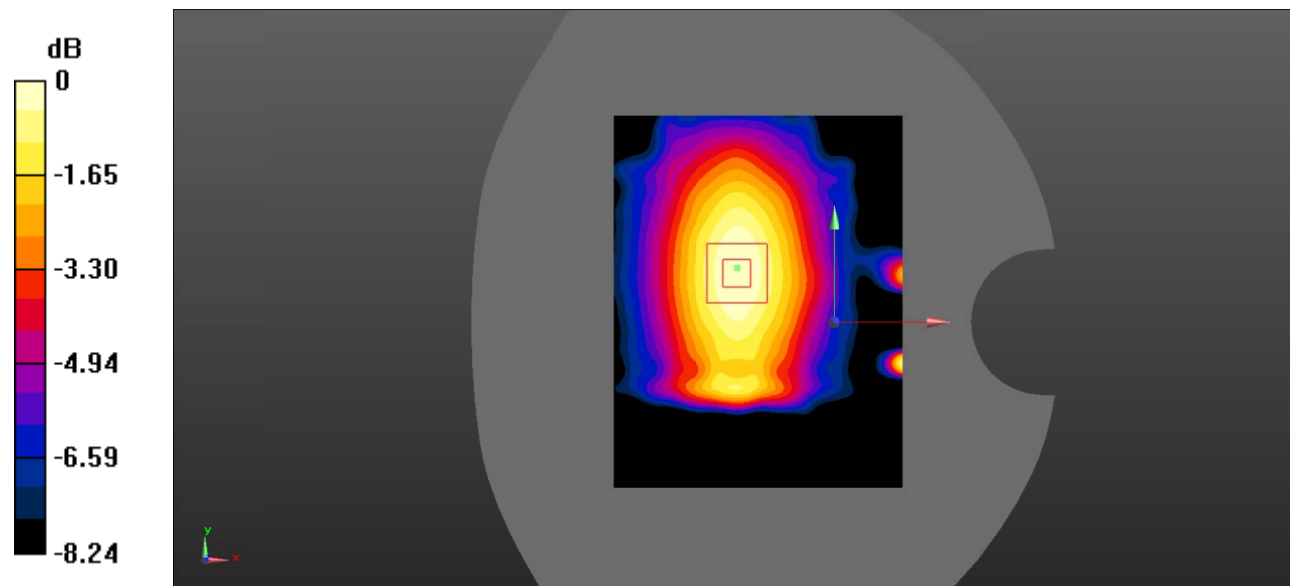
Zoom Scan (5x5x7)/Cube 0: Measurement grid: $dx=8\text{mm}$, $dy=8\text{mm}$, $dz=5\text{mm}$

Reference Value = 9.772 V/m; Power Drift = 0.07 dB

Peak SAR (extrapolated) = 0.152 W/kg

SAR(1 g) = 0.110 W/kg; SAR(10 g) = 0.077 W/kg

Maximum value of SAR (measured) = 0.116 W/kg



0 dB = 0.116 W/kg = -9.36 dBW/kg

Test Plot 80#: LTE Band 5_Body Right_1RB_Middle

DUT: Ultimate; Type: Ultimate DragonX; Serial: RSZ201224003-SA-S1;

Communication System: Generic FDD-LTE; Frequency: 836.5 MHz; Duty Cycle: 1:1
 Medium parameters used: $f = 836.5 \text{ MHz}$; $\sigma = 0.888 \text{ S/m}$; $\epsilon_r = 40.476$; $\rho = 1000 \text{ kg/m}^3$;
 Phantom section: Flat Section

DASY5 Configuration:

- Probe: EX3DV4 - SN7522; ConvF(9.92, 9.92, 9.92) @836.5 MHz;
- Sensor-Surface: 4mm (Mechanical Surface Detection)
- Electronics: DAE4 SN1562; Calibrated: 3/3/2020
- Phantom: SAM-Twin V8.0 P1aP2a; Type: QD 000 P41 AA; Serial: 1962
- Measurement SW: DASY52, Version 52.10 (2) ;

Area Scan (71x91x1): Interpolated grid: $dx=1.500 \text{ mm}$, $dy=1.500 \text{ mm}$

Maximum value of SAR (interpolated) = 0.347 W/kg


Zoom Scan (5x5x7)/Cube 0: Measurement grid: $dx=8\text{mm}$, $dy=8\text{mm}$, $dz=5\text{mm}$

Reference Value = 18.71 V/m; Power Drift = -0.05 dB

Peak SAR (extrapolated) = 0.450 W/kg

SAR(1 g) = 0.330 W/kg; SAR(10 g) = 0.234 W/kg

Maximum value of SAR (measured) = 0.348 W/kg



0 dB = 0.348 W/kg = -4.58 dBW/kg

Test Plot 81#: LTE Band 5_Body Right_50%RB_Middle

DUT: Ultimate; Type: Ultimate DragonX; Serial: RSZ201224003-SA-S1;

Communication System: Generic FDD-LTE; Frequency: 836.5 MHz; Duty Cycle: 1:1
 Medium parameters used: $f = 836.5 \text{ MHz}$; $\sigma = 0.888 \text{ S/m}$; $\epsilon_r = 40.476$; $\rho = 1000 \text{ kg/m}^3$;
 Phantom section: Flat Section

DASY5 Configuration:

- Probe: EX3DV4 - SN7522; ConvF(9.92, 9.92, 9.92) @836.5 MHz;
- Sensor-Surface: 4mm (Mechanical Surface Detection)
- Electronics: DAE4 SN1562; Calibrated: 3/3/2020
- Phantom: SAM-Twin V8.0 P1aP2a; Type: QD 000 P41 AA; Serial: 1962
- Measurement SW: DASY52, Version 52.10 (2) ;

Area Scan (71x91x1): Interpolated grid: dx=1.500 mm, dy=1.500 mm

Maximum value of SAR (interpolated) = 0.266 W/kg

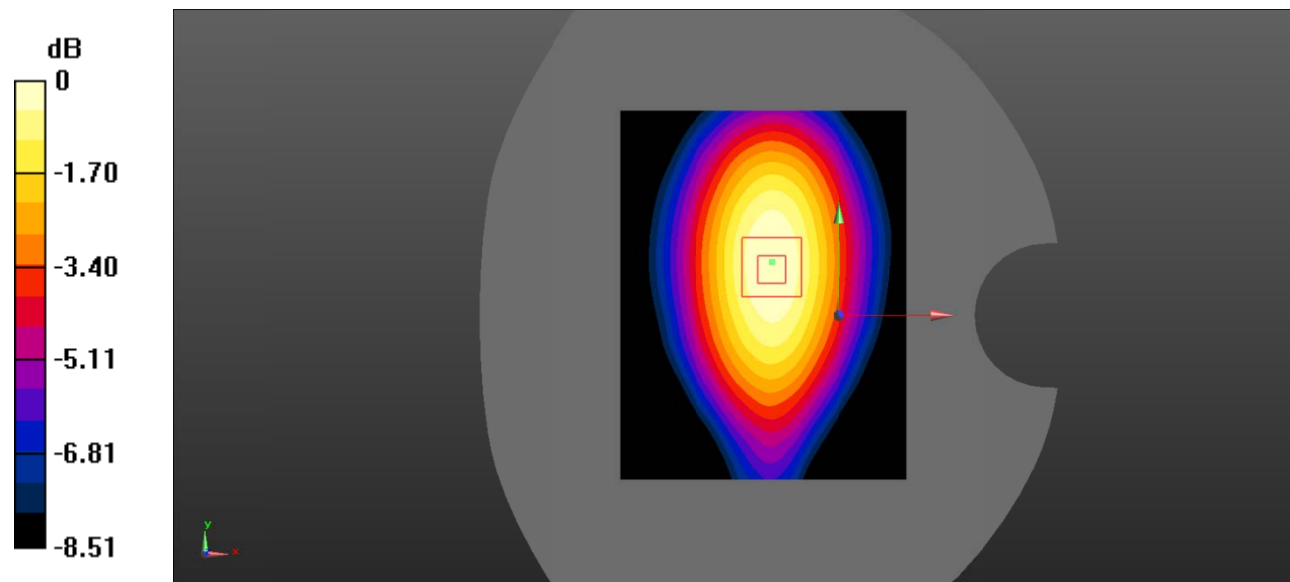
Zoom Scan (5x5x7)/Cube 0: Measurement grid: dx=8mm, dy=8mm, dz=5mm

Reference Value = 16.45 V/m; Power Drift = -0.08 dB

Peak SAR (extrapolated) = 0.343 W/kg

SAR(1 g) = 0.253 W/kg; SAR(10 g) = 0.180 W/kg

Maximum value of SAR (measured) = 0.265 W/kg



0 dB = 0.265 W/kg = -5.77 dBW/kg

Test Plot 82#: LTE Band 5_Body Bottom_1RB_Middle

DUT: Ultimate; Type: Ultimate DragonX; Serial: RSZ201224003-SA-S1;

Communication System: Generic FDD-LTE; Frequency: 836.5 MHz; Duty Cycle: 1:1
 Medium parameters used: $f = 836.5 \text{ MHz}$; $\sigma = 0.888 \text{ S/m}$; $\epsilon_r = 40.476$; $\rho = 1000 \text{ kg/m}^3$;
 Phantom section: Flat Section

DASY5 Configuration:

- Probe: EX3DV4 - SN7522; ConvF(9.92, 9.92, 9.92) @836.5 MHz;
- Sensor-Surface: 4mm (Mechanical Surface Detection)
- Electronics: DAE4 SN1562; Calibrated: 3/3/2020
- Phantom: SAM-Twin V8.0 P1aP2a; Type: QD 000 P41 AA; Serial: 1962
- Measurement SW: DASY52, Version 52.10 (2) ;

Area Scan (71x91x1): Interpolated grid: dx=1.500 mm, dy=1.500 mm

Maximum value of SAR (interpolated) = 0.360 W/kg

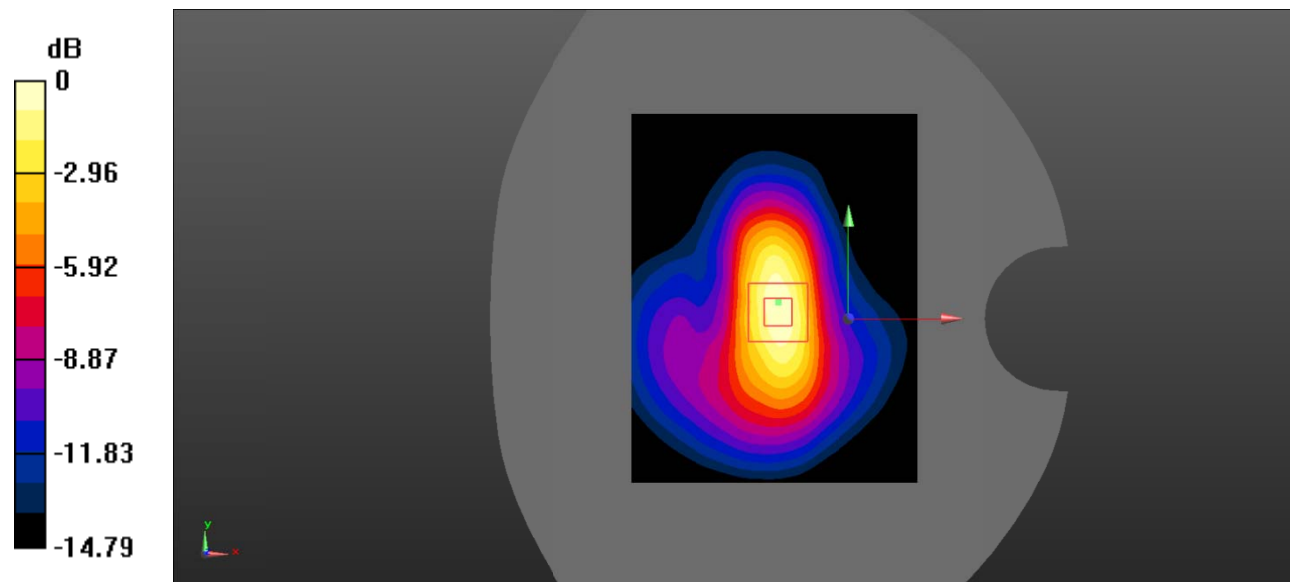
Zoom Scan (5x5x7)/Cube 0: Measurement grid: dx=8mm, dy=8mm, dz=5mm

Reference Value = 19.88 V/m; Power Drift = 0.02 dB

Peak SAR (extrapolated) = 0.614 W/kg

SAR(1 g) = 0.328 W/kg; SAR(10 g) = 0.173 W/kg

Maximum value of SAR (measured) = 0.362 W/kg



0 dB = 0.362 W/kg = -4.41 dBW/kg

Test Plot 83#: LTE Band 5_Body Bottom_50%RB_Middle

DUT: Ultimate; Type: Ultimate DragonX; Serial: RSZ201224003-SA-S1;

Communication System: Generic FDD-LTE; Frequency: 836.5 MHz; Duty Cycle: 1:1
 Medium parameters used: $f = 836.5 \text{ MHz}$; $\sigma = 0.888 \text{ S/m}$; $\epsilon_r = 40.476$; $\rho = 1000 \text{ kg/m}^3$;
 Phantom section: Flat Section

DASY5 Configuration:

- Probe: EX3DV4 - SN7522; ConvF(9.92, 9.92, 9.92) @836.5 MHz;
- Sensor-Surface: 4mm (Mechanical Surface Detection)
- Electronics: DAE4 SN1562; Calibrated: 3/3/2020
- Phantom: SAM-Twin V8.0 P1aP2a; Type: QD 000 P41 AA; Serial: 1962
- Measurement SW: DASY52, Version 52.10 (2) ;

Area Scan (71x91x1): Interpolated grid: $dx=1.500 \text{ mm}$, $dy=1.500 \text{ mm}$

Maximum value of SAR (interpolated) = 0.282 W/kg

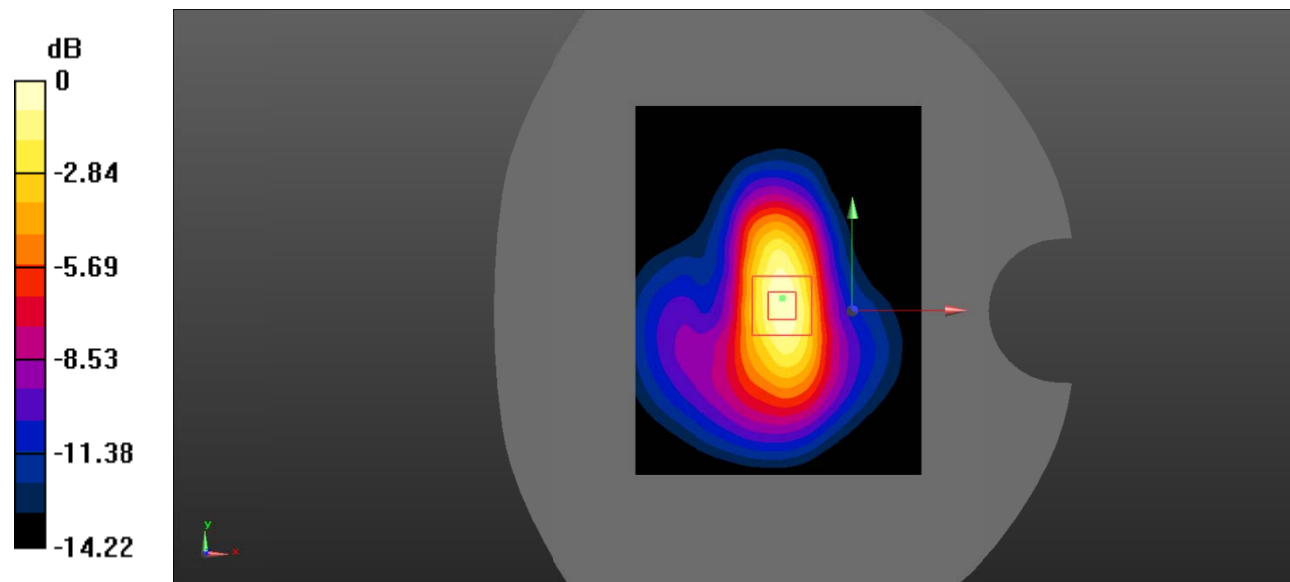
Zoom Scan (5x5x7)/Cube 0: Measurement grid: $dx=8\text{mm}$, $dy=8\text{mm}$, $dz=5\text{mm}$

Reference Value = 17.65 V/m; Power Drift = 0.06 dB

Peak SAR (extrapolated) = 0.504 W/kg

SAR(1 g) = 0.263 W/kg; SAR(10 g) = 0.137 W/kg

Maximum value of SAR (measured) = 0.286 W/kg



0 dB = 0.286 W/kg = -5.44 dBW/kg

Test Plot 84#: LTE Band 7_Head Left Cheek_1RB_Middle

DUT: Ultimate; Type: Ultimate DragonX; Serial: RSZ201224003-SA-S1;

Communication System: Generic FDD-LTE; Frequency: 2535 MHz;Duty Cycle: 1:1
 Medium parameters used: $f = 2535 \text{ MHz}$; $\sigma = 1.929 \text{ S/m}$; $\epsilon_r = 38.177$; $\rho = 1000 \text{ kg/m}^3$;
 Phantom section: Left Section

DASY5 Configuration:

- Probe: EX3DV4 - SN7522; ConvF(7.15, 7.15, 7.15) @2535 MHz;
- Sensor-Surface: 4mm (Mechanical Surface Detection)
- Electronics: DAE4 SN1562;Calibrated: 3/3/2020
- Phantom: SAM-Twin V8.0 P1aP2a; Type: QD 000 P41 AA; Serial: 1962
- Measurement SW: DASY52, Version 52.10 (2) ;

Area Scan (101x121x1): Interpolated grid: $dx=1.000 \text{ mm}$, $dy=1.000 \text{ mm}$

Maximum value of SAR (interpolated) = 0.545 W/kg

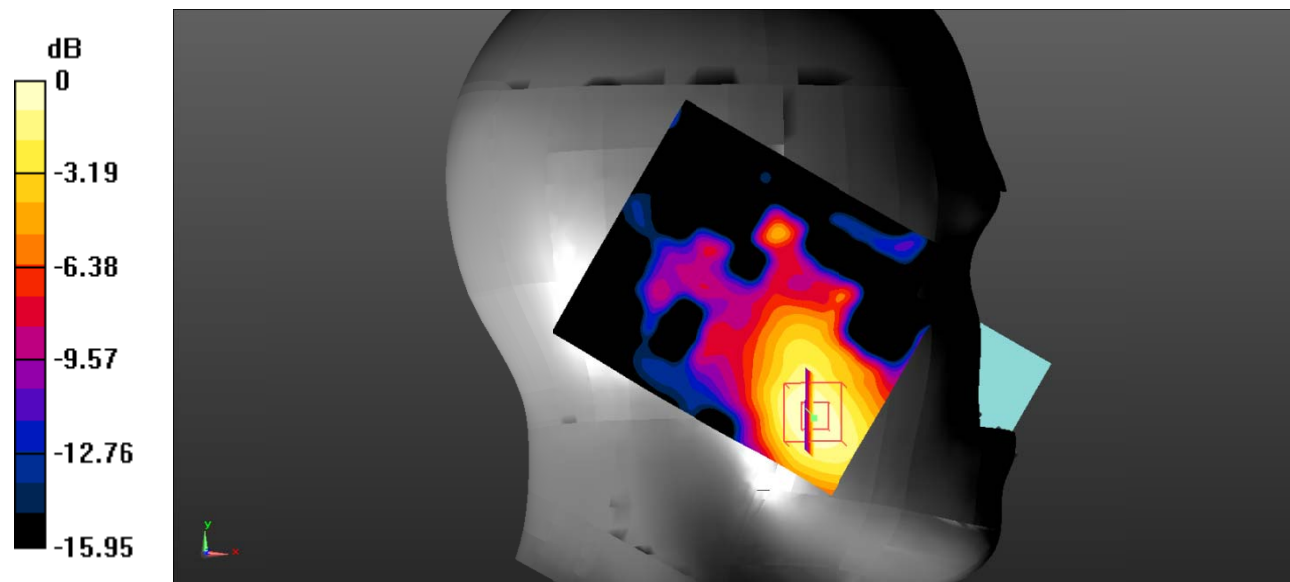
Zoom Scan (7x7x7)/Cube 0: Measurement grid: $dx=5\text{mm}$, $dy=5\text{mm}$, $dz=5\text{mm}$

Reference Value = 5.278 V/m; Power Drift = -0.19 dB

Peak SAR (extrapolated) = 0.799 W/kg

SAR(1 g) = 0.487 W/kg; SAR(10 g) = 0.280 W/kg

Maximum value of SAR (measured) = 0.533 W/kg



0 dB = 0.533 W/kg = -2.73 dBW/kg

Test Plot 85#: LTE Band 7_Head Left Cheek_50%RB_Middle

DUT: Ultimate; Type: Ultimate DragonX; Serial: RSZ201224003-SA-S1;

Communication System: Generic FDD-LTE; Frequency: 2535 MHz;Duty Cycle: 1:1
 Medium parameters used: $f = 2535 \text{ MHz}$; $\sigma = 1.929 \text{ S/m}$; $\epsilon_r = 38.177$; $\rho = 1000 \text{ kg/m}^3$;
 Phantom section: Left Section

DASY5 Configuration:

- Probe: EX3DV4 - SN7522; ConvF(7.15, 7.15, 7.15) @2535 MHz;
- Sensor-Surface: 4mm (Mechanical Surface Detection)
- Electronics: DAE4 SN1562;Calibrated: 3/3/2020
- Phantom: SAM-Twin V8.0 P1aP2a; Type: QD 000 P41 AA; Serial: 1962
- Measurement SW: DASY52, Version 52.10 (2) ;

Area Scan (101x121x1): Interpolated grid: $dx=1.000 \text{ mm}$, $dy=1.000 \text{ mm}$

Maximum value of SAR (interpolated) = 0.430 W/kg

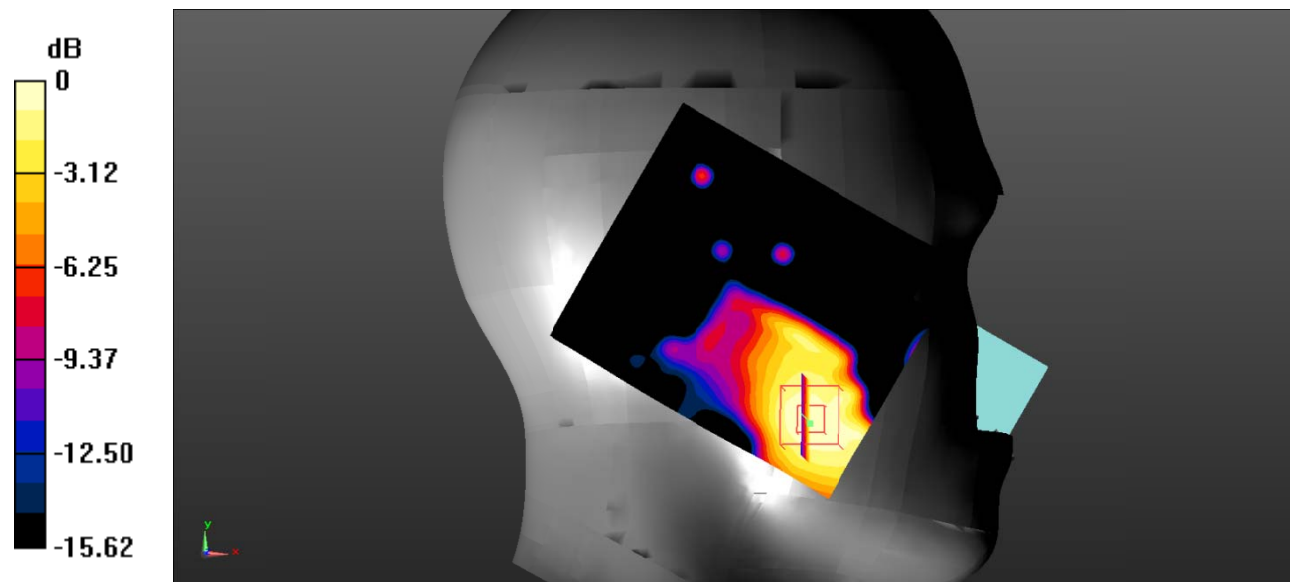
Zoom Scan (7x7x7)/Cube 0: Measurement grid: $dx=5\text{mm}$, $dy=5\text{mm}$, $dz=5\text{mm}$

Reference Value = 4.502 V/m; Power Drift = 0.09 dB

Peak SAR (extrapolated) = 0.638 W/kg

SAR(1 g) = 0.389 W/kg; SAR(10 g) = 0.225 W/kg

Maximum value of SAR (measured) = 0.424 W/kg



0 dB = 0.424 W/kg = -3.73 dBW/kg

Test Plot 86#: LTE Band 7_Head Left Tilt_1RB_Middle

DUT: Ultimate; Type: Ultimate DragonX; Serial: RSZ201224003-SA-S1;

Communication System: Generic FDD-LTE; Frequency: 2535 MHz; Duty Cycle: 1:1
 Medium parameters used: $f = 2535 \text{ MHz}$; $\sigma = 1.929 \text{ S/m}$; $\epsilon_r = 38.177$; $\rho = 1000 \text{ kg/m}^3$;
 Phantom section: Left Section

DASY5 Configuration:

- Probe: EX3DV4 - SN7522; ConvF(7.15, 7.15, 7.15) @2535 MHz;
- Sensor-Surface: 4mm (Mechanical Surface Detection)
- Electronics: DAE4 SN1562; Calibrated: 3/3/2020
- Phantom: SAM-Twin V8.0 P1aP2a; Type: QD 000 P41 AA; Serial: 1962
- Measurement SW: DASY52, Version 52.10 (2) ;

Area Scan (101x121x1): Interpolated grid: $dx=1.000 \text{ mm}$, $dy=1.000 \text{ mm}$

Maximum value of SAR (interpolated) = 0.249 W/kg

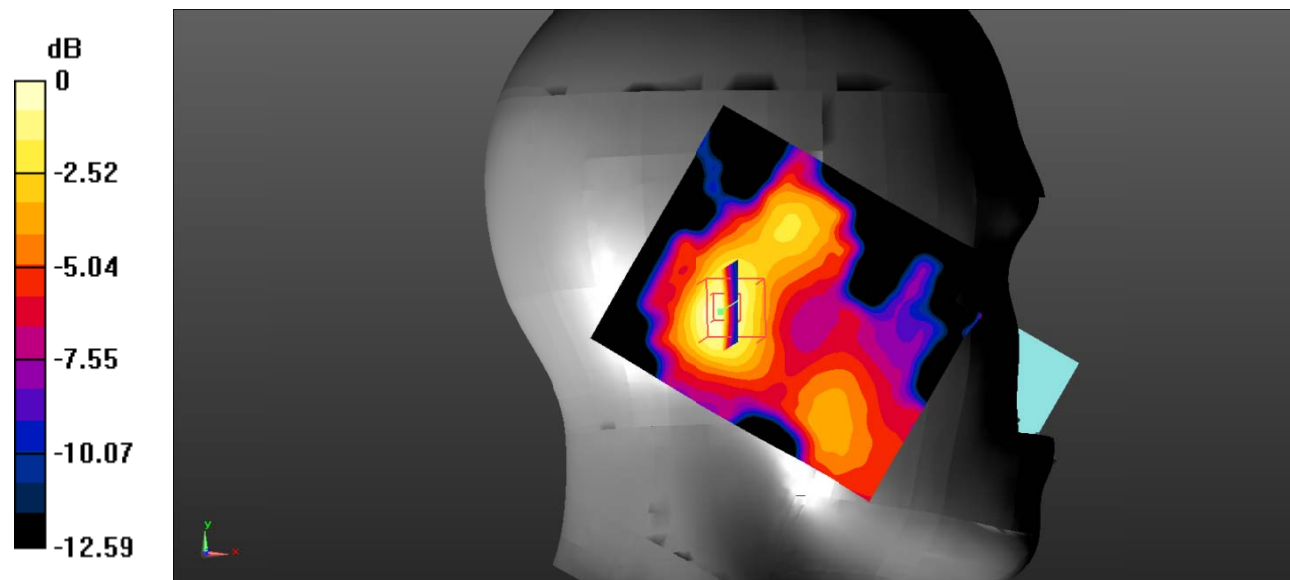
Zoom Scan (7x7x7)/Cube 0: Measurement grid: $dx=5\text{mm}$, $dy=5\text{mm}$, $dz=5\text{mm}$

Reference Value = 8.707 V/m; Power Drift = 0.12 dB

Peak SAR (extrapolated) = 0.391 W/kg

SAR(1 g) = 0.234 W/kg; SAR(10 g) = 0.132 W/kg

Maximum value of SAR (measured) = 0.258 W/kg



0 dB = 0.258 W/kg = -5.88 dBW/kg

Test Plot 87#: LTE Band 7_Head Left Tilt_50%RB_Middle

DUT: Ultimate; Type: Ultimate DragonX; Serial: RSZ201224003-SA-S1;

Communication System: Generic FDD-LTE; Frequency: 2535 MHz;Duty Cycle: 1:1
 Medium parameters used: $f = 2535 \text{ MHz}$; $\sigma = 1.929 \text{ S/m}$; $\epsilon_r = 38.177$; $\rho = 1000 \text{ kg/m}^3$;
 Phantom section: Left Section

DASY5 Configuration:

- Probe: EX3DV4 - SN7522; ConvF(7.15, 7.15, 7.15) @2535 MHz;
- Sensor-Surface: 4mm (Mechanical Surface Detection)
- Electronics: DAE4 SN1562;Calibrated: 3/3/2020
- Phantom: SAM-Twin V8.0 P1aP2a; Type: QD 000 P41 AA; Serial: 1962
- Measurement SW: DASY52, Version 52.10 (2) ;

Area Scan (101x121x1): Interpolated grid: $dx=1.000 \text{ mm}$, $dy=1.000 \text{ mm}$

Maximum value of SAR (interpolated) = 0.205 W/kg

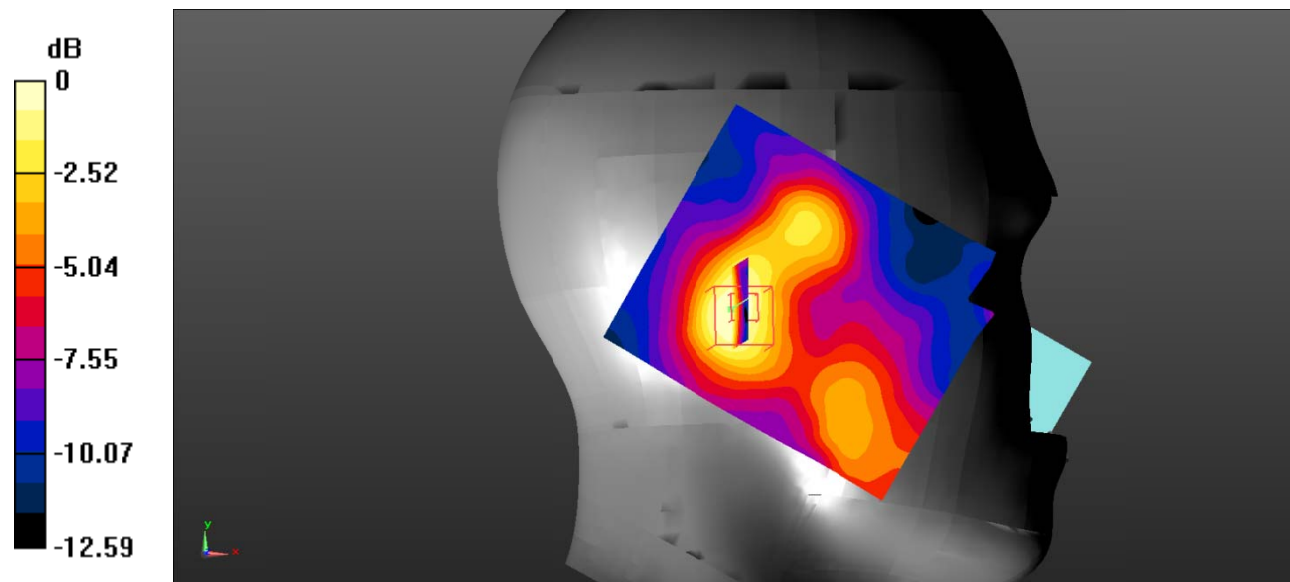
Zoom Scan (7x7x7)/Cube 0: Measurement grid: $dx=5\text{mm}$, $dy=5\text{mm}$, $dz=5\text{mm}$

Reference Value = 7.654 V/m; Power Drift = 0.07 dB

Peak SAR (extrapolated) = 0.963 W/kg

SAR(1 g) = 0.210 W/kg; SAR(10 g) = 0.087 W/kg

Maximum value of SAR (measured) = 0.203 W/kg



0 dB = 0.203 W/kg = -6.93 dBW/kg

Test Plot 88#: LTE Band 7_Head Right Cheek_1RB_Middle

DUT: Ultimate; Type: Ultimate DragonX; Serial: RSZ201224003-SA-S1;

Communication System: Generic FDD-LTE; Frequency: 2535 MHz;Duty Cycle: 1:1
 Medium parameters used: $f = 2535 \text{ MHz}$; $\sigma = 1.929 \text{ S/m}$; $\epsilon_r = 38.177$; $\rho = 1000 \text{ kg/m}^3$;
 Phantom section: Right Section

DASY5 Configuration:

- Probe: EX3DV4 - SN7522; ConvF(7.15, 7.15, 7.15) @2535 MHz;
- Sensor-Surface: 4mm (Mechanical Surface Detection)
- Electronics: DAE4 SN1562;Calibrated: 3/3/2020
- Phantom: SAM-Twin V8.0 P1aP2a; Type: QD 000 P41 AA; Serial: 1962
- Measurement SW: DASY52, Version 52.10 (2) ;

Area Scan (101x121x1): Interpolated grid: $dx=1.000 \text{ mm}$, $dy=1.000 \text{ mm}$

Maximum value of SAR (interpolated) = 0.306 W/kg

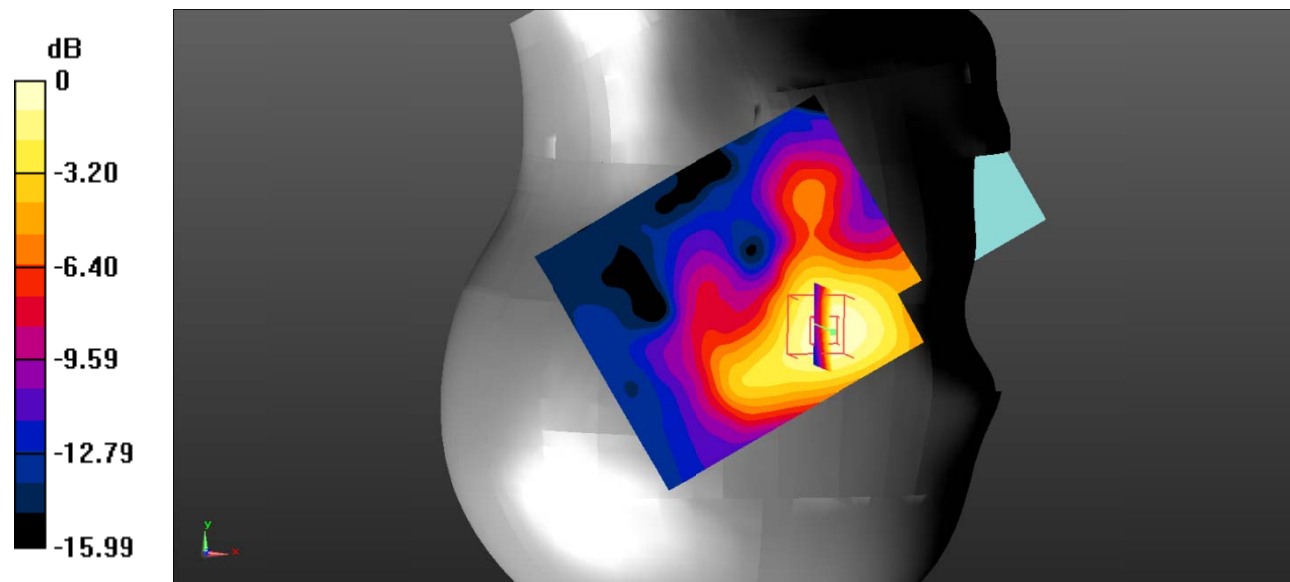
Zoom Scan (7x7x7)/Cube 0: Measurement grid: $dx=5\text{mm}$, $dy=5\text{mm}$, $dz=5\text{mm}$

Reference Value = 4.614 V/m; Power Drift = 0.03 dB

Peak SAR (extrapolated) = 0.459 W/kg

SAR(1 g) = 0.285 W/kg; SAR(10 g) = 0.170 W/kg

Maximum value of SAR (measured) = 0.309 W/kg



0 dB = 0.309 W/kg = -5.10 dBW/kg

Test Plot 89#: LTE Band 7_Head Right Cheek_50%RB_Middle

DUT: Ultimate; Type: Ultimate DragonX; Serial: RSZ201224003-SA-S1;

Communication System: Generic FDD-LTE; Frequency: 2535 MHz;Duty Cycle: 1:1
 Medium parameters used: $f = 2535 \text{ MHz}$; $\sigma = 1.929 \text{ S/m}$; $\epsilon_r = 38.177$; $\rho = 1000 \text{ kg/m}^3$;
 Phantom section: Right Section

DASY5 Configuration:

- Probe: EX3DV4 - SN7522; ConvF(7.15, 7.15, 7.15) @2535 MHz;
- Sensor-Surface: 4mm (Mechanical Surface Detection)
- Electronics: DAE4 SN1562;Calibrated: 3/3/2020
- Phantom: SAM-Twin V8.0 P1aP2a; Type: QD 000 P41 AA; Serial: 1962
- Measurement SW: DASY52, Version 52.10 (2) ;

Area Scan (101x121x1): Interpolated grid: $dx=1.000 \text{ mm}$, $dy=1.000 \text{ mm}$

Maximum value of SAR (interpolated) = 0.278 W/kg

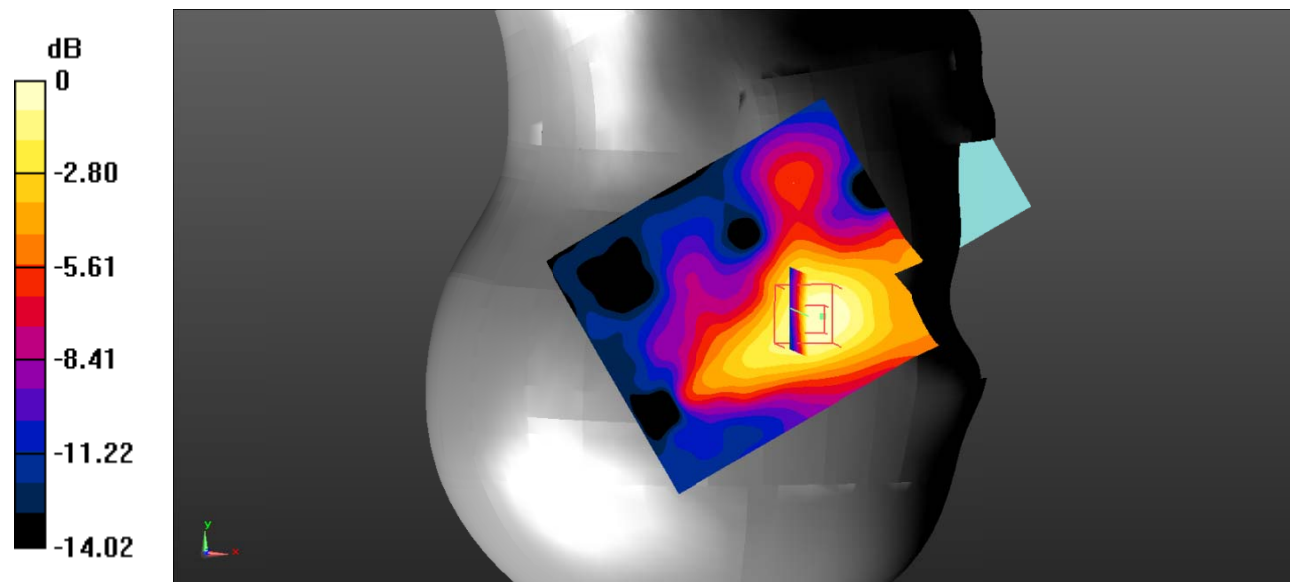
Zoom Scan (7x7x7)/Cube 0: Measurement grid: $dx=5\text{mm}$, $dy=5\text{mm}$, $dz=5\text{mm}$

Reference Value = 3.763 V/m; Power Drift = 0.09 dB

Peak SAR (extrapolated) = 0.374 W/kg

SAR(1 g) = 0.231 W/kg; SAR(10 g) = 0.137 W/kg

Maximum value of SAR (measured) = 0.247 W/kg



0 dB = 0.247 W/kg = -6.07 dBW/kg

Test Plot 90#: LTE Band 7_Head Right Tilt_1RB_Middle

DUT: Ultimate; Type: Ultimate DragonX; Serial: RSZ201224003-SA-S1;

Communication System: Generic FDD-LTE; Frequency: 2535 MHz; Duty Cycle: 1:1
 Medium parameters used: $f = 2535 \text{ MHz}$; $\sigma = 1.929 \text{ S/m}$; $\epsilon_r = 38.177$; $\rho = 1000 \text{ kg/m}^3$;
 Phantom section: Right Section

DASY5 Configuration:

- Probe: EX3DV4 - SN7522; ConvF(7.15, 7.15, 7.15) @2535 MHz;
- Sensor-Surface: 4mm (Mechanical Surface Detection)
- Electronics: DAE4 SN1562; Calibrated: 3/3/2020
- Phantom: SAM-Twin V8.0 P1aP2a; Type: QD 000 P41 AA; Serial: 1962
- Measurement SW: DASY52, Version 52.10 (2) ;

Area Scan (101x121x1): Interpolated grid: $dx=1.000 \text{ mm}$, $dy=1.000 \text{ mm}$

Maximum value of SAR (interpolated) = 0.366 W/kg

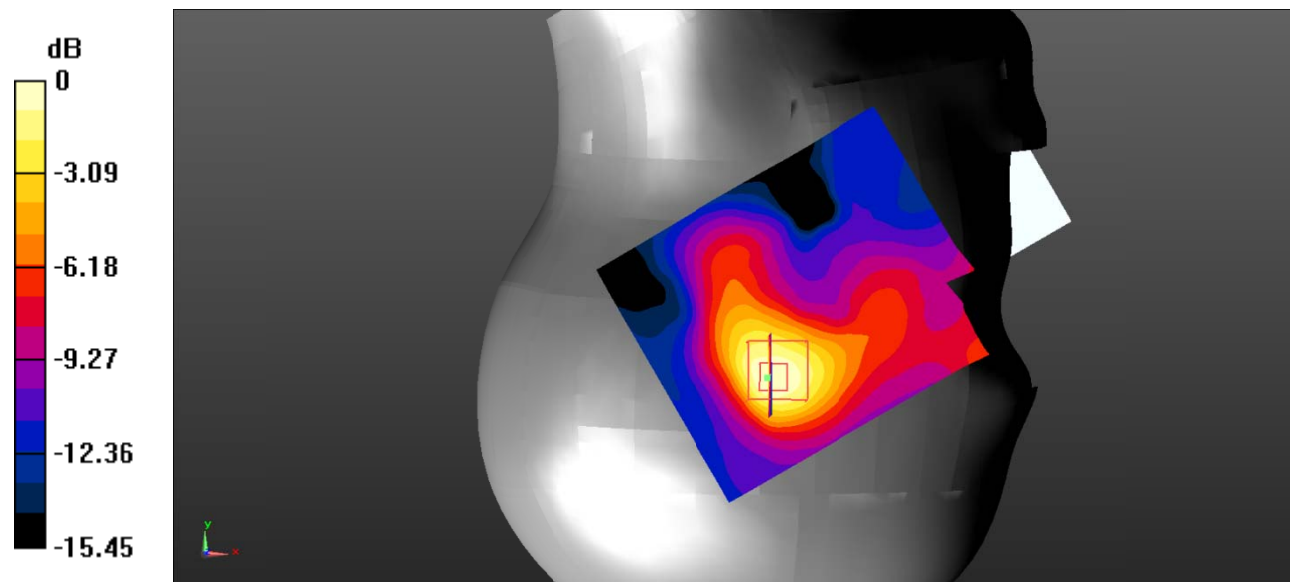
Zoom Scan (7x7x7)/Cube 0: Measurement grid: $dx=5\text{mm}$, $dy=5\text{mm}$, $dz=5\text{mm}$

Reference Value = 7.122 V/m; Power Drift = 0.19 dB

Peak SAR (extrapolated) = 0.555 W/kg

SAR(1 g) = 0.325 W/kg; SAR(10 g) = 0.175 W/kg

Maximum value of SAR (measured) = 0.357 W/kg



0 dB = 0.357 W/kg = -4.47 dBW/kg

Test Plot 91#: LTE Band 7_Head Right Tilt_50%RB_Middle

DUT: Ultimate; Type: Ultimate DragonX; Serial: RSZ201224003-SA-S1;

Communication System: Generic FDD-LTE; Frequency: 2535 MHz;Duty Cycle: 1:1
 Medium parameters used: $f = 2535 \text{ MHz}$; $\sigma = 1.929 \text{ S/m}$; $\epsilon_r = 38.177$; $\rho = 1000 \text{ kg/m}^3$;
 Phantom section: Right Section

DASY5 Configuration:

- Probe: EX3DV4 - SN7522; ConvF(7.15, 7.15, 7.15) @2535 MHz;
- Sensor-Surface: 4mm (Mechanical Surface Detection)
- Electronics: DAE4 SN1562;Calibrated: 3/3/2020
- Phantom: SAM-Twin V8.0 P1aP2a; Type: QD 000 P41 AA; Serial: 1962
- Measurement SW: DASY52, Version 52.10 (2) ;

Area Scan (101x121x1): Interpolated grid: $dx=1.000 \text{ mm}$, $dy=1.000 \text{ mm}$

Maximum value of SAR (interpolated) = 0.303 W/kg

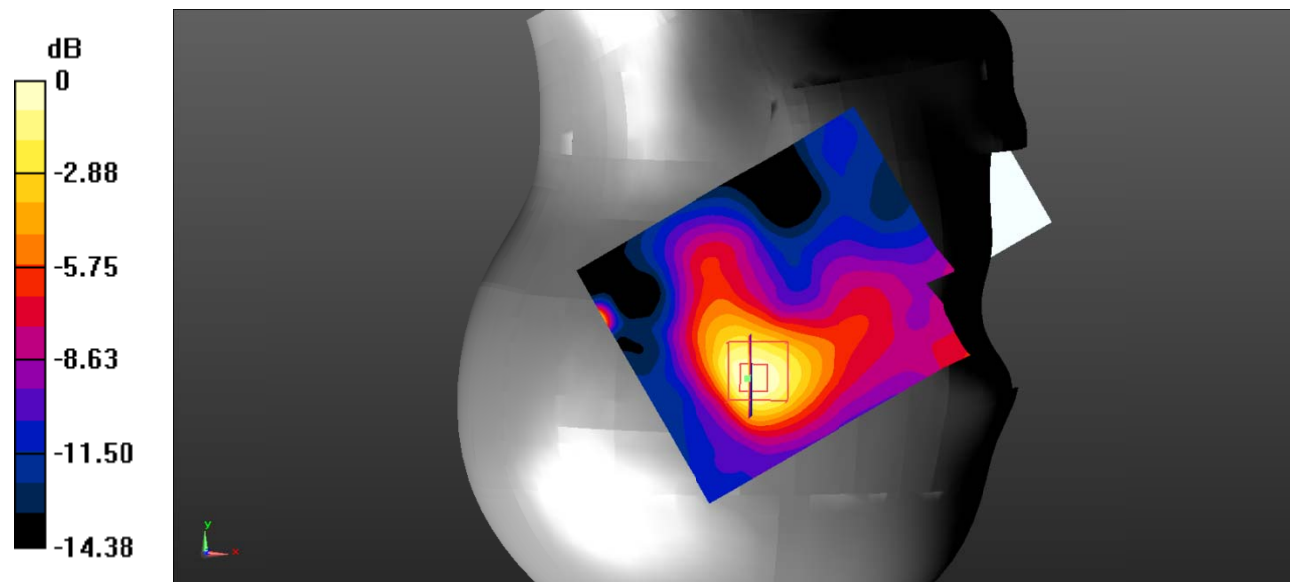
Zoom Scan (7x7x7)/Cube 0: Measurement grid: $dx=5\text{mm}$, $dy=5\text{mm}$, $dz=5\text{mm}$

Reference Value = 6.505 V/m; Power Drift = 0.18 dB

Peak SAR (extrapolated) = 0.433 W/kg

SAR(1 g) = 0.264 W/kg; SAR(10 g) = 0.142 W/kg

Maximum value of SAR (measured) = 0.292 W/kg



0 dB = 0.292 W/kg = -5.35 dBW/kg

Test Plot 92#: LTE Band 7_Body Back_1RB_Middle

DUT: Ultimate; Type: Ultimate DragonX; Serial: RSZ201224003-SA-S1;

Communication System: Generic FDD-LTE; Frequency: 2535 MHz;Duty Cycle: 1:1
 Medium parameters used: $f = 2535 \text{ MHz}$; $\sigma = 1.929 \text{ S/m}$; $\epsilon_r = 38.177$; $\rho = 1000 \text{ kg/m}^3$;
 Phantom section: Flat Section

DASY5 Configuration:

- Probe: EX3DV4 - SN7522; ConvF(7.15, 7.15, 7.15) @2535 MHz;
- Sensor-Surface: 4mm (Mechanical Surface Detection)
- Electronics: DAE4 SN1562;Calibrated: 3/3/2020
- Phantom: SAM-Twin V8.0 P1aP2a; Type: QD 000 P41 AA; Serial: 1962
- Measurement SW: DASY52, Version 52.10 (2) ;

Area Scan (101x121x1): Interpolated grid: $dx=1.000 \text{ mm}$, $dy=1.000 \text{ mm}$

Maximum value of SAR (interpolated) = 0.517 W/kg

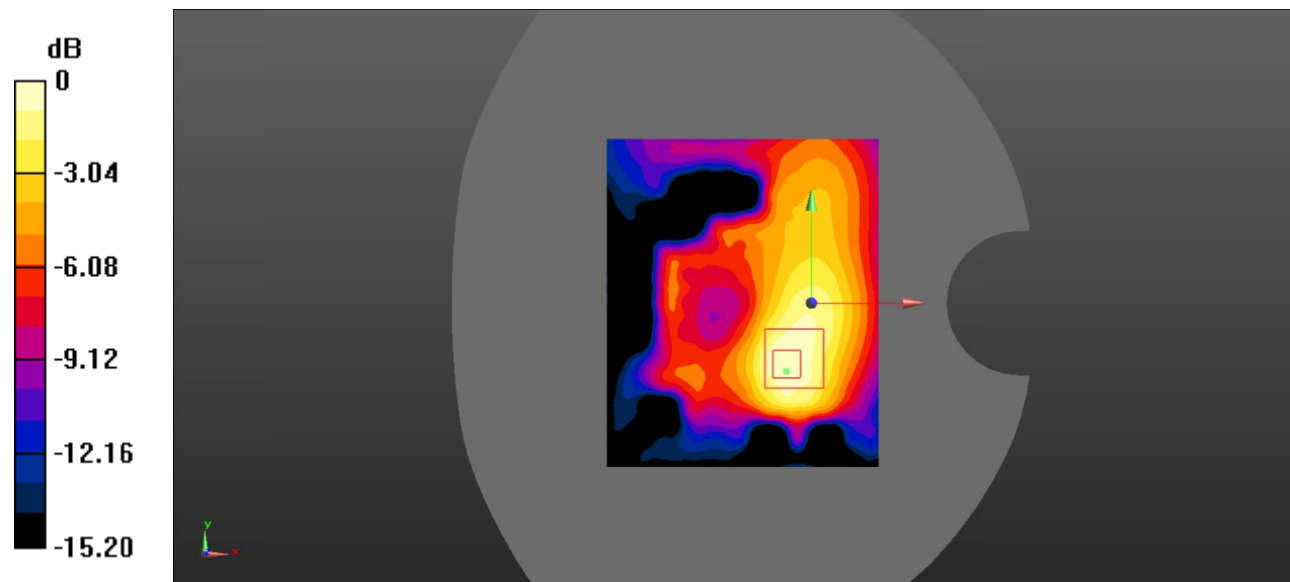
Zoom Scan (7x7x7)/Cube 0: Measurement grid: $dx=5\text{mm}$, $dy=5\text{mm}$, $dz=5\text{mm}$

Reference Value = 6.718 V/m; Power Drift = 0.09 dB

Peak SAR (extrapolated) = 0.866 W/kg

SAR(1 g) = 0.473 W/kg; SAR(10 g) = 0.255 W/kg

Maximum value of SAR (measured) = 0.516 W/kg



0 dB = 0.516 W/kg = -2.87 dBW/kg

Test Plot 93#: LTE Band 7_Body Back_50%RB_Middle

DUT: Ultimate; Type: Ultimate DragonX; Serial: RSZ201224003-SA-S1;

Communication System: Generic FDD-LTE; Frequency: 2535 MHz;Duty Cycle: 1:1
 Medium parameters used: $f = 2535 \text{ MHz}$; $\sigma = 1.929 \text{ S/m}$; $\epsilon_r = 38.177$; $\rho = 1000 \text{ kg/m}^3$;
 Phantom section: Flat Section

DASY5 Configuration:

- Probe: EX3DV4 - SN7522; ConvF(7.15, 7.15, 7.15) @2535 MHz;
- Sensor-Surface: 4mm (Mechanical Surface Detection)
- Electronics: DAE4 SN1562;Calibrated: 3/3/2020
- Phantom: SAM-Twin V8.0 P1aP2a; Type: QD 000 P41 AA; Serial: 1962
- Measurement SW: DASY52, Version 52.10 (2) ;

Area Scan (101x121x1): Interpolated grid: $dx=1.000 \text{ mm}$, $dy=1.000 \text{ mm}$

Maximum value of SAR (interpolated) = 0.420 W/kg

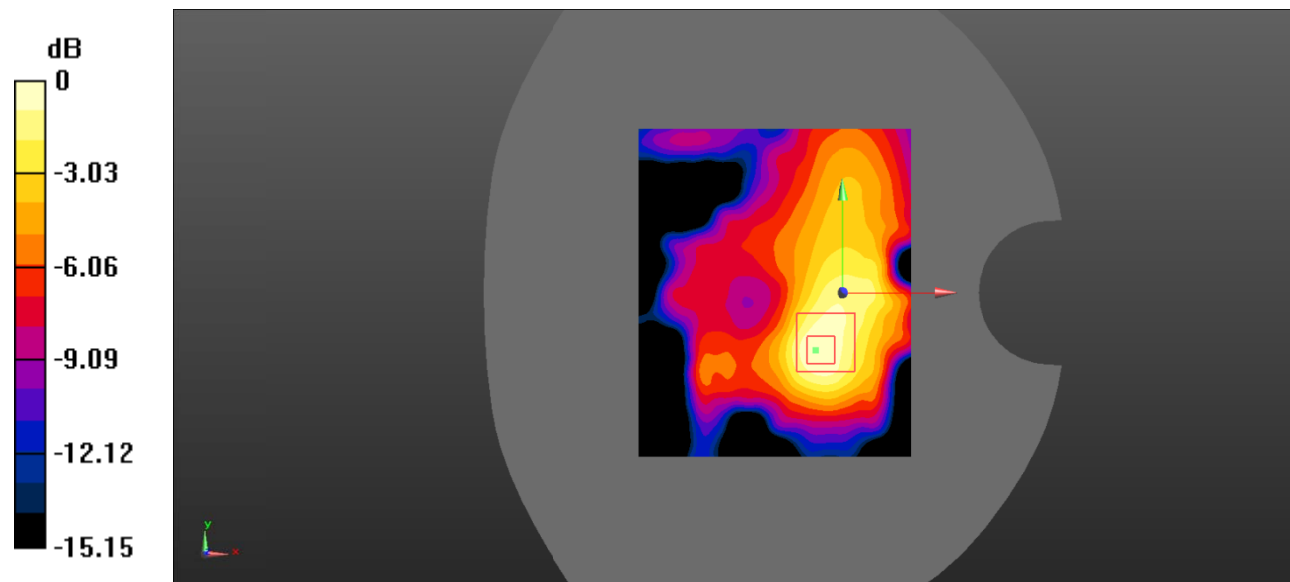
Zoom Scan (7x7x7)/Cube 0: Measurement grid: $dx=5\text{mm}$, $dy=5\text{mm}$, $dz=5\text{mm}$

Reference Value = 6.161 V/m; Power Drift = 0.14 dB

Peak SAR (extrapolated) = 0.725 W/kg

SAR(1 g) = 0.387 W/kg; SAR(10 g) = 0.209 W/kg

Maximum value of SAR (measured) = 0.422 W/kg



0 dB = 0.422 W/kg = -3.75 dBW/kg

Test Plot 94#: LTE Band 7_Body Left_1RB_Middle

DUT: Ultimate; Type: Ultimate DragonX; Serial: RSZ201224003-SA-S1;

Communication System: Generic FDD-LTE; Frequency: 2535 MHz;Duty Cycle: 1:1
 Medium parameters used: $f = 2535 \text{ MHz}$; $\sigma = 1.929 \text{ S/m}$; $\epsilon_r = 38.177$; $\rho = 1000 \text{ kg/m}^3$;
 Phantom section: Flat Section

DASY5 Configuration:

- Probe: EX3DV4 - SN7522; ConvF(7.15, 7.15, 7.15) @2535 MHz;
- Sensor-Surface: 4mm (Mechanical Surface Detection)
- Electronics: DAE4 SN1562;Calibrated: 3/3/2020
- Phantom: SAM-Twin V8.0 P1aP2a; Type: QD 000 P41 AA; Serial: 1962
- Measurement SW: DASY52, Version 52.10 (2) ;

Area Scan (101x121x1): Interpolated grid: $dx=1.000 \text{ mm}$, $dy=1.000 \text{ mm}$

Maximum value of SAR (interpolated) = 0.578 W/kg


Zoom Scan (7x7x7)/Cube 0: Measurement grid: $dx=5\text{mm}$, $dy=5\text{mm}$, $dz=5\text{mm}$

Reference Value = 14.08 V/m; Power Drift = -0.02 dB

Peak SAR (extrapolated) = 2.04 W/kg

SAR(1 g) = 0.506 W/kg; SAR(10 g) = 0.287 W/kg

Maximum value of SAR (measured) = 0.810 W/kg



0 dB = 0.810 W/kg = -0.92 dBW/kg

Test Plot 95#: LTE Band 7_Body Left_50%RB_Middle

DUT: Ultimate; Type: Ultimate DragonX; Serial: RSZ201224003-SA-S1;

Communication System: Generic FDD-LTE; Frequency: 2535 MHz;Duty Cycle: 1:1
 Medium parameters used: $f = 2535 \text{ MHz}$; $\sigma = 1.929 \text{ S/m}$; $\epsilon_r = 38.177$; $\rho = 1000 \text{ kg/m}^3$;
 Phantom section: Flat Section

DASY5 Configuration:

- Probe: EX3DV4 - SN7522; ConvF(7.15, 7.15, 7.15) @2535 MHz;
- Sensor-Surface: 4mm (Mechanical Surface Detection)
- Electronics: DAE4 SN1562;Calibrated: 3/3/2020
- Phantom: SAM-Twin V8.0 P1aP2a; Type: QD 000 P41 AA; Serial: 1962
- Measurement SW: DASY52, Version 52.10 (2) ;

Area Scan (101x121x1): Interpolated grid: dx=1.000 mm, dy=1.000 mm

Maximum value of SAR (interpolated) = 0.457 W/kg

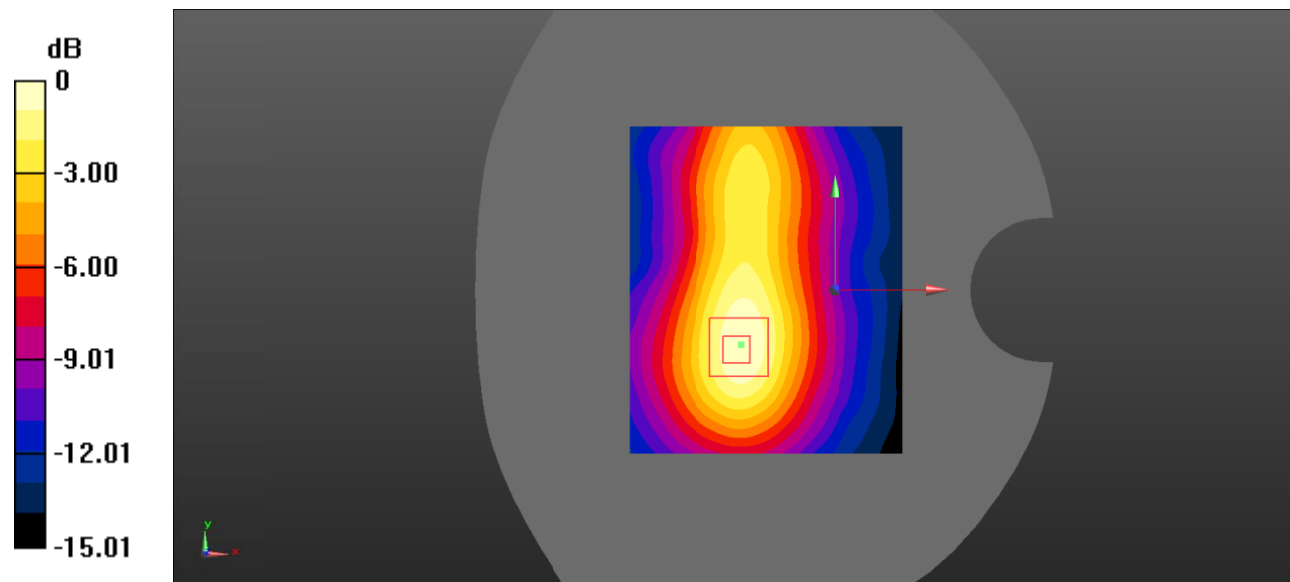
Zoom Scan (7x7x7)/Cube 0: Measurement grid: dx=5mm, dy=5mm, dz=5mm

Reference Value = 12.49 V/m; Power Drift = -0.10 dB

Peak SAR (extrapolated) = 0.686 W/kg

SAR(1 g) = 0.407 W/kg; SAR(10 g) = 0.224 W/kg

Maximum value of SAR (measured) = 0.456 W/kg



0 dB = 0.456 W/kg = -3.41 dBW/kg

Test Plot 96#: LTE Band 7_Body Bottom_1RB_Middle

DUT: Ultimate; Type: Ultimate DragonX; Serial: RSZ201224003-SA-S1;

Communication System: Generic FDD-LTE; Frequency: 2535 MHz;Duty Cycle: 1:1
 Medium parameters used: $f = 2535 \text{ MHz}$; $\sigma = 1.929 \text{ S/m}$; $\epsilon_r = 38.177$; $\rho = 1000 \text{ kg/m}^3$;
 Phantom section: Flat Section

DASY5 Configuration:

- Probe: EX3DV4 - SN7522; ConvF(7.15, 7.15, 7.15) @2535 MHz;
- Sensor-Surface: 4mm (Mechanical Surface Detection)
- Electronics: DAE4 SN1562;Calibrated: 3/3/2020
- Phantom: SAM-Twin V8.0 P1aP2a; Type: QD 000 P41 AA; Serial: 1962
- Measurement SW: DASY52, Version 52.10 (2) ;

Area Scan (101x121x1): Interpolated grid: dx=1.000 mm, dy=1.000 mm

Maximum value of SAR (interpolated) = 0.432 W/kg


Zoom Scan (7x7x7)/Cube 0: Measurement grid: dx=5mm, dy=5mm, dz=5mm

Reference Value = 13.12 V/m; Power Drift = 0.09 dB

Peak SAR (extrapolated) = 0.718 W/kg

SAR(1 g) = 0.371 W/kg; SAR(10 g) = 0.187 W/kg

Maximum value of SAR (measured) = 0.408 W/kg



0 dB = 0.408 W/kg = -3.89 dBW/kg

Test Plot 97#: LTE Band 7_Body Bottom_50%RB_Middle

DUT: Ultimate; Type: Ultimate DragonX; Serial: RSZ201224003-SA-S1;

Communication System: Generic FDD-LTE; Frequency: 2535 MHz; Duty Cycle: 1:1
 Medium parameters used: $f = 2535 \text{ MHz}$; $\sigma = 1.929 \text{ S/m}$; $\epsilon_r = 38.177$; $\rho = 1000 \text{ kg/m}^3$;
 Phantom section: Flat Section

DASY5 Configuration:

- Probe: EX3DV4 - SN7522; ConvF(7.15, 7.15, 7.15) @2535 MHz;
- Sensor-Surface: 4mm (Mechanical Surface Detection)
- Electronics: DAE4 SN1562; Calibrated: 3/3/2020
- Phantom: SAM-Twin V8.0 P1aP2a; Type: QD 000 P41 AA; Serial: 1962
- Measurement SW: DASY52, Version 52.10 (2) ;

Area Scan (101x121x1): Interpolated grid: dx=1.000 mm, dy=1.000 mm

Maximum value of SAR (interpolated) = 0.470 W/kg

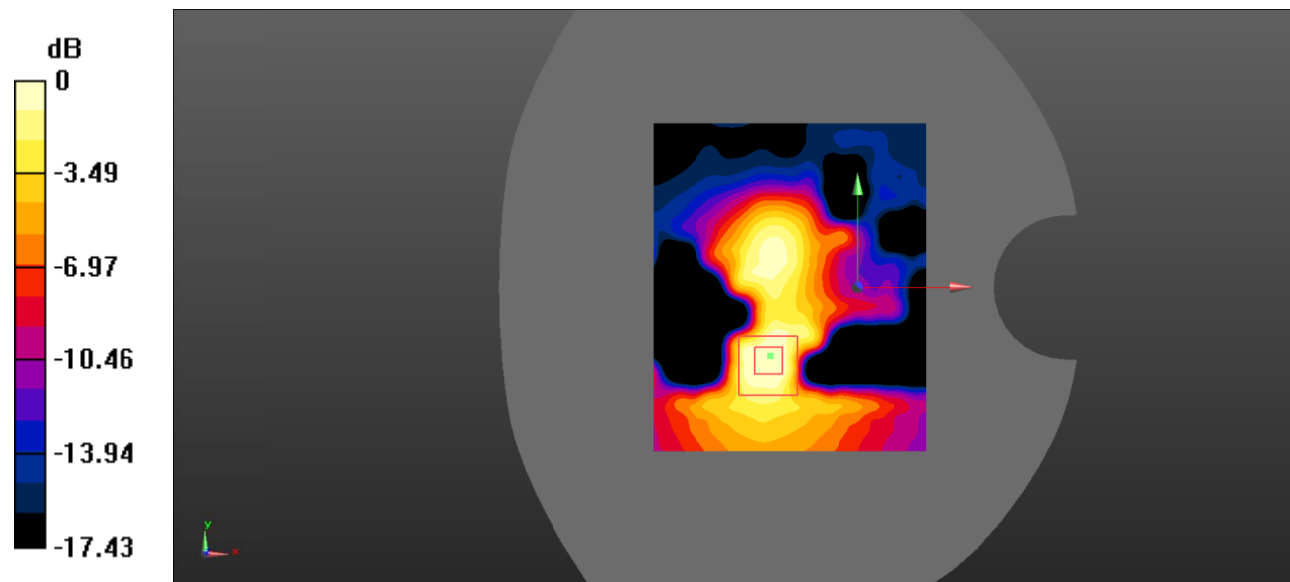
Zoom Scan (7x7x7)/Cube 0: Measurement grid: dx=5mm, dy=5mm, dz=5mm

Reference Value = 10.90 V/m; Power Drift = -0.08 dB

Peak SAR (extrapolated) = 0.658 W/kg

SAR(1 g) = 0.333 W/kg; SAR(10 g) = 0.161 W/kg

Maximum value of SAR (measured) = 0.391 W/kg



0 dB = 0.391 W/kg = -4.08 dBW/kg

Test Plot 98#: LTE Band 17_Head Left Cheek_1RB_Middle

DUT: Ultimate; Type: Ultimate DragonX; Serial: RSZ201224003-SA-S1;

Communication System: Generic FDD-LTE; Frequency: 710 MHz;Duty Cycle: 1:1
 Medium parameters used: $f = 710 \text{ MHz}$; $\sigma = 0.891 \text{ S/m}$; $\epsilon_r = 42.634$; $\rho = 1000 \text{ kg/m}^3$;
 Phantom section: Left Section

DASY5 Configuration:

- Probe: EX3DV4 - SN7522; ConvF(9.92, 9.92, 9.92) @710 MHz;
- Sensor-Surface: 4mm (Mechanical Surface Detection)
- Electronics: DAE4 SN1562;Calibrated: 3/3/2020
- Phantom: SAM-Twin V8.0 P1aP2a; Type: QD 000 P41 AA; Serial: 1962
- Measurement SW: DASY52, Version 52.10 (2) ;

Area Scan (71x91x1): Interpolated grid: $dx=1.500 \text{ mm}$, $dy=1.500 \text{ mm}$

Maximum value of SAR (interpolated) = 0.182 W/kg

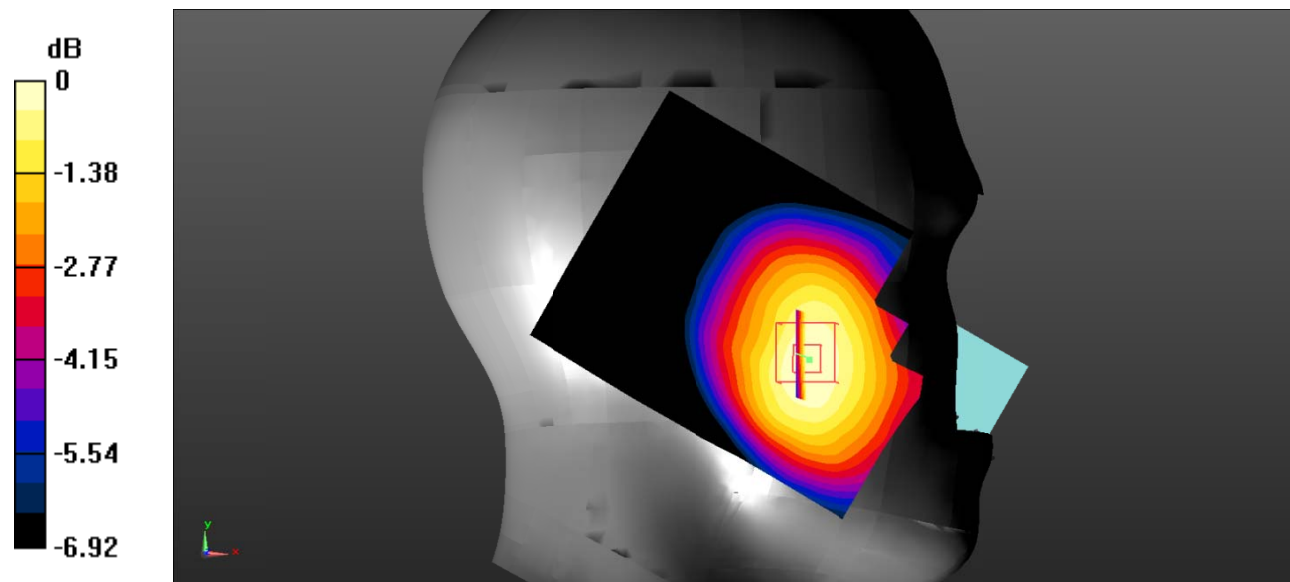
Zoom Scan (5x5x7)/Cube 0: Measurement grid: $dx=8\text{mm}$, $dy=8\text{mm}$, $dz=5\text{mm}$

Reference Value = 5.132 V/m; Power Drift = 0.19 dB

Peak SAR (extrapolated) = 0.210 W/kg

SAR(1 g) = 0.177 W/kg; SAR(10 g) = 0.140 W/kg

Maximum value of SAR (measured) = 0.182 W/kg



0 dB = 0.182 W/kg = -7.40 dBW/kg

Test Plot 99#: LTE Band 17_Head Left Cheek_50%RB_Middle

DUT: Ultimate; Type: Ultimate DragonX; Serial: RSZ201224003-SA-S1;

Communication System: Generic FDD-LTE; Frequency: 710 MHz;Duty Cycle: 1:1
 Medium parameters used: $f = 710 \text{ MHz}$; $\sigma = 0.891 \text{ S/m}$; $\epsilon_r = 42.634$; $\rho = 1000 \text{ kg/m}^3$;
 Phantom section: Left Section

DASY5 Configuration:

- Probe: EX3DV4 - SN7522; ConvF(9.92, 9.92, 9.92) @710 MHz;
- Sensor-Surface: 4mm (Mechanical Surface Detection)
- Electronics: DAE4 SN1562;Calibrated: 3/3/2020
- Phantom: SAM-Twin V8.0 P1aP2a; Type: QD 000 P41 AA; Serial: 1962
- Measurement SW: DASY52, Version 52.10 (2) ;

Area Scan (71x91x1): Interpolated grid: $dx=1.500 \text{ mm}$, $dy=1.500 \text{ mm}$

Maximum value of SAR (interpolated) = 0.139 W/kg

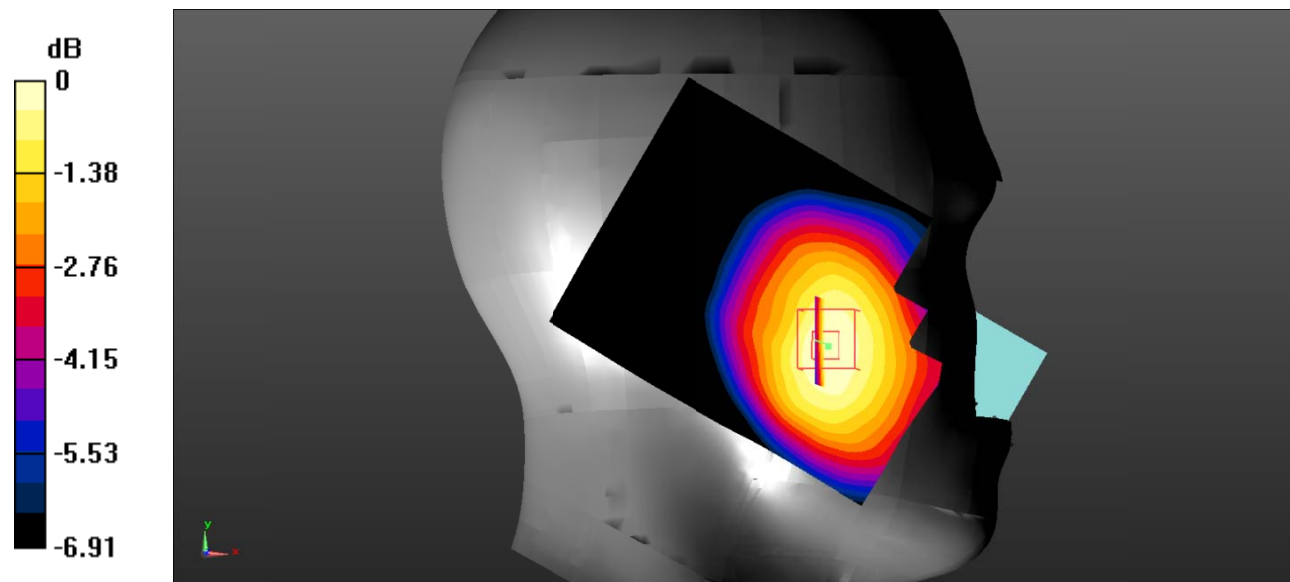
Zoom Scan (5x5x7)/Cube 0: Measurement grid: $dx=8\text{mm}$, $dy=8\text{mm}$, $dz=5\text{mm}$

Reference Value = 4.105 V/m; Power Drift = 0.14 dB

Peak SAR (extrapolated) = 0.162 W/kg

SAR(1 g) = 0.135 W/kg; SAR(10 g) = 0.108 W/kg

Maximum value of SAR (measured) = 0.138 W/kg



0 dB = 0.138 W/kg = -8.60 dBW/kg

Test Plot 100#: LTE Band 17_Head Left Tilt_1RB_Middle

DUT: Ultimate; Type: Ultimate DragonX; Serial: RSZ201224003-SA-S1;

Communication System: Generic FDD-LTE; Frequency: 710 MHz; Duty Cycle: 1:1
 Medium parameters used: $f = 710 \text{ MHz}$; $\sigma = 0.891 \text{ S/m}$; $\epsilon_r = 42.634$; $\rho = 1000 \text{ kg/m}^3$;
 Phantom section: Left Section

DASY5 Configuration:

- Probe: EX3DV4 - SN7522; ConvF(9.92, 9.92, 9.92) @710 MHz;
- Sensor-Surface: 4mm (Mechanical Surface Detection)
- Electronics: DAE4 SN1562; Calibrated: 3/3/2020
- Phantom: SAM-Twin V8.0 P1aP2a; Type: QD 000 P41 AA; Serial: 1962
- Measurement SW: DASY52, Version 52.10 (2) ;

Area Scan (71x91x1): Interpolated grid: $dx=1.500 \text{ mm}$, $dy=1.500 \text{ mm}$

Maximum value of SAR (interpolated) = 0.137 W/kg

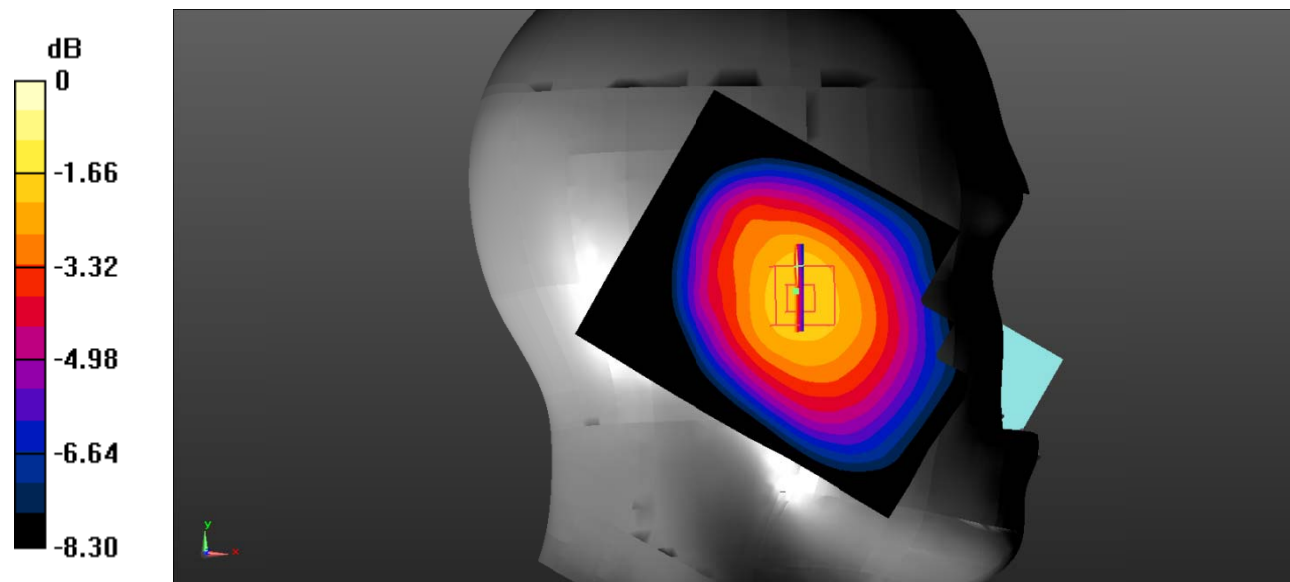
Zoom Scan (5x5x7)/Cube 0: Measurement grid: $dx=8\text{mm}$, $dy=8\text{mm}$, $dz=5\text{mm}$

Reference Value = 9.219 V/m; Power Drift = -0.04 dB

Peak SAR (extrapolated) = 0.250 W/kg

SAR(1 g) = 0.135 W/kg; SAR(10 g) = 0.109 W/kg

Maximum value of SAR (measured) = 0.201 W/kg



0 dB = 0.201 W/kg = -6.97 dBW/kg

Test Plot 101#: LTE Band 17_Head Left Tilt_50%RB_Middle

DUT: Ultimate; Type: Ultimate DragonX; Serial: RSZ201224003-SA-S1;

Communication System: Generic FDD-LTE; Frequency: 710 MHz;Duty Cycle: 1:1
 Medium parameters used: $f = 710 \text{ MHz}$; $\sigma = 0.891 \text{ S/m}$; $\epsilon_r = 42.634$; $\rho = 1000 \text{ kg/m}^3$;
 Phantom section: Left Section

DASY5 Configuration:

- Probe: EX3DV4 - SN7522; ConvF(9.92, 9.92, 9.92) @710 MHz;
- Sensor-Surface: 4mm (Mechanical Surface Detection)
- Electronics: DAE4 SN1562;Calibrated: 3/3/2020
- Phantom: SAM-Twin V8.0 P1aP2a; Type: QD 000 P41 AA; Serial: 1962
- Measurement SW: DASY52, Version 52.10 (2) ;

Area Scan (71x91x1): Interpolated grid: $dx=1.500 \text{ mm}$, $dy=1.500 \text{ mm}$

Maximum value of SAR (interpolated) = 0.101 W/kg

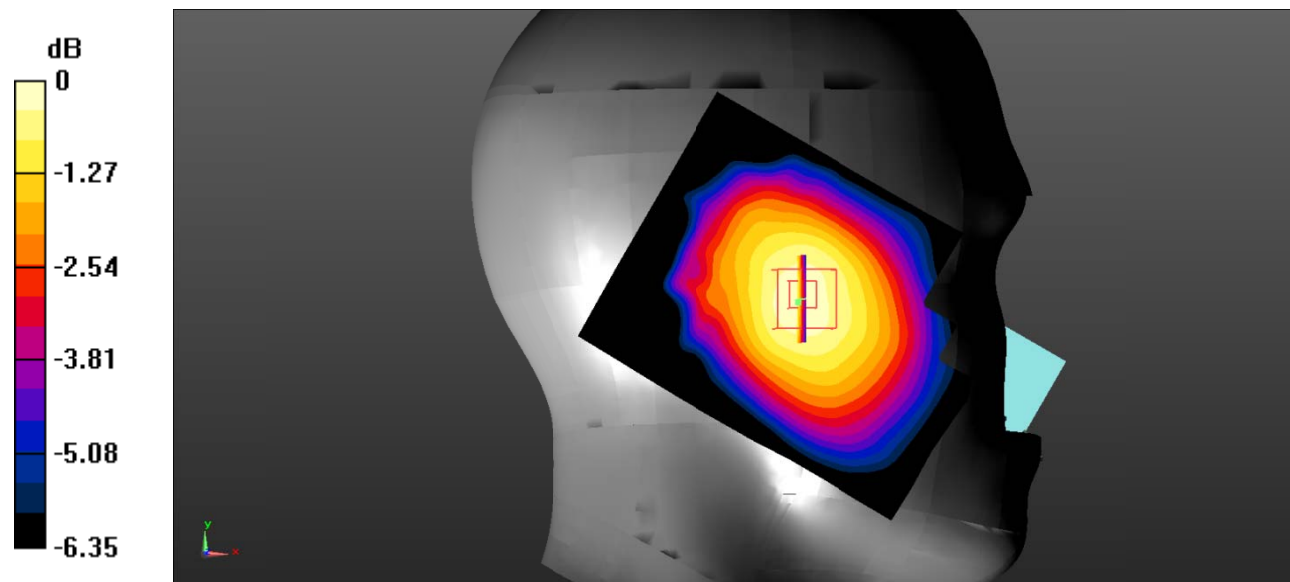
Zoom Scan (5x5x7)/Cube 0: Measurement grid: $dx=8\text{mm}$, $dy=8\text{mm}$, $dz=5\text{mm}$

Reference Value = 8.008 V/m; Power Drift = 0.05 dB

Peak SAR (extrapolated) = 0.118 W/kg

SAR(1 g) = 0.102 W/kg; SAR(10 g) = 0.082 W/kg

Maximum value of SAR (measured) = 0.104 W/kg



0 dB = 0.104 W/kg = -9.83 dBW/kg

Test Plot 102#: LTE Band 17_Head Right Cheek_1RB_Middle

DUT: Ultimate; Type: Ultimate DragonX; Serial: RSZ201224003-SA-S1;

Communication System: Generic FDD-LTE; Frequency: 710 MHz;Duty Cycle: 1:1
 Medium parameters used: $f = 710 \text{ MHz}$; $\sigma = 0.891 \text{ S/m}$; $\epsilon_r = 42.634$; $\rho = 1000 \text{ kg/m}^3$;
 Phantom section: Right Section

DASY5 Configuration:

- Probe: EX3DV4 - SN7522; ConvF(9.92, 9.92, 9.92) @710 MHz;
- Sensor-Surface: 4mm (Mechanical Surface Detection)
- Electronics: DAE4 SN1562;Calibrated: 3/3/2020
- Phantom: SAM-Twin V8.0 P1aP2a; Type: QD 000 P41 AA; Serial: 1962
- Measurement SW: DASY52, Version 52.10 (2) ;

Area Scan (71x91x1): Interpolated grid: dx=1.500 mm, dy=1.500 mm

Maximum value of SAR (interpolated) = 0.224 W/kg

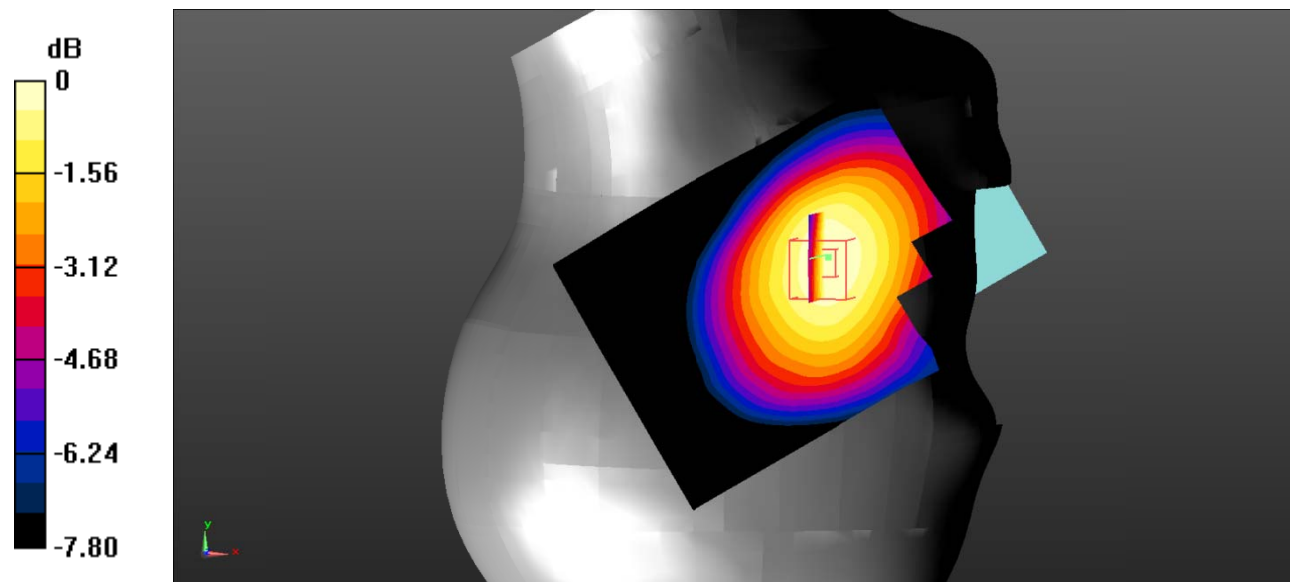
Zoom Scan (5x5x7)/Cube 0: Measurement grid: dx=8mm, dy=8mm, dz=5mm

Reference Value = 6.781 V/m; Power Drift = -0.19 dB

Peak SAR (extrapolated) = 0.256 W/kg

SAR(1 g) = 0.219 W/kg; SAR(10 g) = 0.174 W/kg

Maximum value of SAR (measured) = 0.222 W/kg



0 dB = 0.222 W/kg = -6.54 dBW/kg

Test Plot 103#: LTE Band 17_Head Right Cheek_50%RB_Middle

DUT: Ultimate; Type: Ultimate DragonX; Serial: RSZ201224003-SA-S1;

Communication System: Generic FDD-LTE; Frequency: 710 MHz;Duty Cycle: 1:1
 Medium parameters used: $f = 710 \text{ MHz}$; $\sigma = 0.891 \text{ S/m}$; $\epsilon_r = 42.634$; $\rho = 1000 \text{ kg/m}^3$;
 Phantom section: Right Section

DASY5 Configuration:

- Probe: EX3DV4 - SN7522; ConvF(9.92, 9.92, 9.92) @710 MHz;
- Sensor-Surface: 4mm (Mechanical Surface Detection)
- Electronics: DAE4 SN1562;Calibrated: 3/3/2020
- Phantom: SAM-Twin V8.0 P1aP2a; Type: QD 000 P41 AA; Serial: 1962
- Measurement SW: DASY52, Version 52.10 (2) ;

Area Scan (71x91x1): Interpolated grid: $dx=1.500 \text{ mm}$, $dy=1.500 \text{ mm}$

Maximum value of SAR (interpolated) = 0.179 W/kg

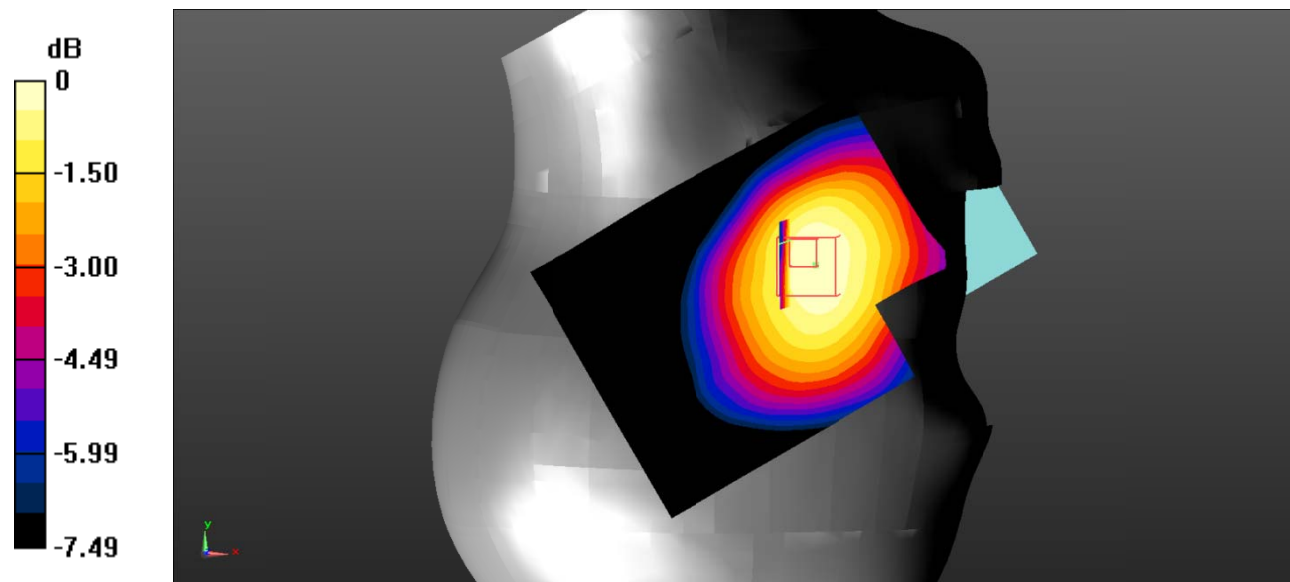
Zoom Scan (5x5x7)/Cube 0: Measurement grid: $dx=8\text{mm}$, $dy=8\text{mm}$, $dz=5\text{mm}$

Reference Value = 6.096 V/m; Power Drift = -0.17 dB

Peak SAR (extrapolated) = 0.216 W/kg

SAR(1 g) = 0.171 W/kg; SAR(10 g) = 0.133 W/kg

Maximum value of SAR (measured) = 0.177 W/kg



0 dB = 0.177 W/kg = -7.52 dBW/kg

Test Plot 104#: LTE Band 17_Head Right Tilt_1RB_Middle

DUT: Ultimate; Type: Ultimate DragonX; Serial: RSZ201224003-SA-S1;

Communication System: Generic FDD-LTE; Frequency: 710 MHz; Duty Cycle: 1:1
 Medium parameters used: $f = 710 \text{ MHz}$; $\sigma = 0.891 \text{ S/m}$; $\epsilon_r = 42.634$; $\rho = 1000 \text{ kg/m}^3$;
 Phantom section: Right Section

DASY5 Configuration:

- Probe: EX3DV4 - SN7522; ConvF(9.92, 9.92, 9.92) @710 MHz;
- Sensor-Surface: 4mm (Mechanical Surface Detection)
- Electronics: DAE4 SN1562; Calibrated: 3/3/2020
- Phantom: SAM-Twin V8.0 P1aP2a; Type: QD 000 P41 AA; Serial: 1962
- Measurement SW: DASY52, Version 52.10 (2) ;

Area Scan (71x91x1): Interpolated grid: $dx=1.500 \text{ mm}$, $dy=1.500 \text{ mm}$

Maximum value of SAR (interpolated) = 0.114 W/kg

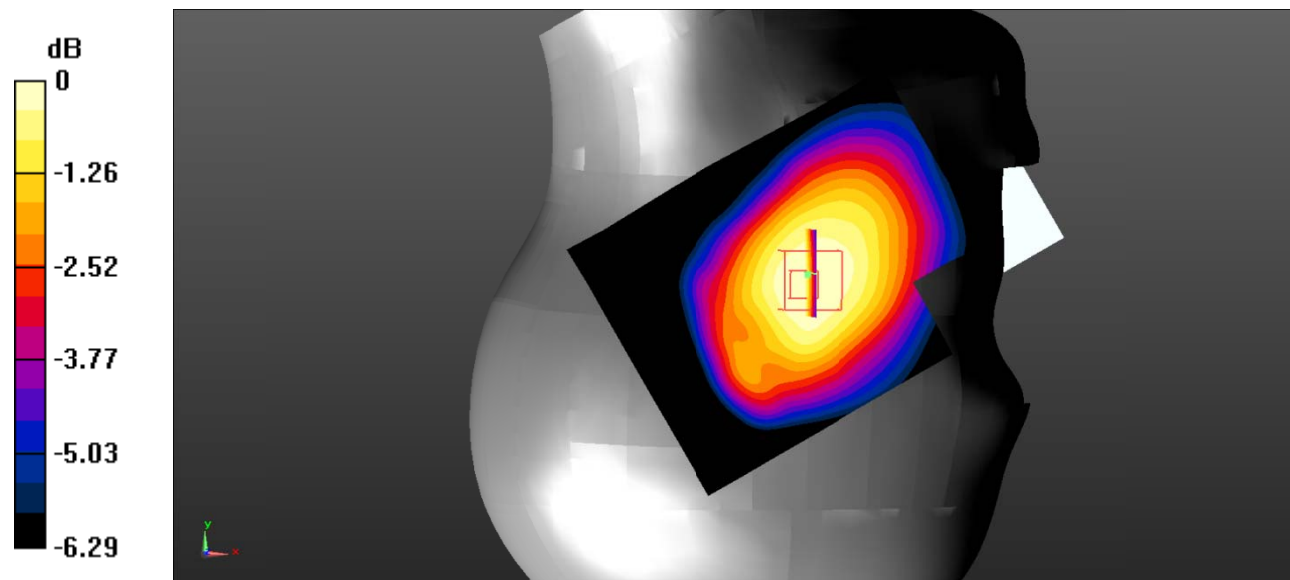
Zoom Scan (5x5x7)/Cube 0: Measurement grid: $dx=8\text{mm}$, $dy=8\text{mm}$, $dz=5\text{mm}$

Reference Value = 7.678 V/m; Power Drift = 0.10 dB

Peak SAR (extrapolated) = 0.127 W/kg

SAR(1 g) = 0.113 W/kg; SAR(10 g) = 0.093 W/kg

Maximum value of SAR (measured) = 0.114 W/kg



0 dB = 0.114 W/kg = -9.43 dBW/kg

Test Plot 105#: LTE Band 17_Head Right Tilt_50%RB_Middle

DUT: Ultimate; Type: Ultimate DragonX; Serial: RSZ201224003-SA-S1;

Communication System: Generic FDD-LTE; Frequency: 710 MHz;Duty Cycle: 1:1
 Medium parameters used: $f = 710 \text{ MHz}$; $\sigma = 0.891 \text{ S/m}$; $\epsilon_r = 42.634$; $\rho = 1000 \text{ kg/m}^3$;
 Phantom section: Right Section

DASY5 Configuration:

- Probe: EX3DV4 - SN7522; ConvF(9.92, 9.92, 9.92) @710 MHz;
- Sensor-Surface: 4mm (Mechanical Surface Detection)
- Electronics: DAE4 SN1562;Calibrated: 3/3/2020
- Phantom: SAM-Twin V8.0 P1aP2a; Type: QD 000 P41 AA; Serial: 1962
- Measurement SW: DASY52, Version 52.10 (2) ;

Area Scan (71x91x1): Interpolated grid: $dx=1.500 \text{ mm}$, $dy=1.500 \text{ mm}$

Maximum value of SAR (interpolated) = 0.0866 W/kg

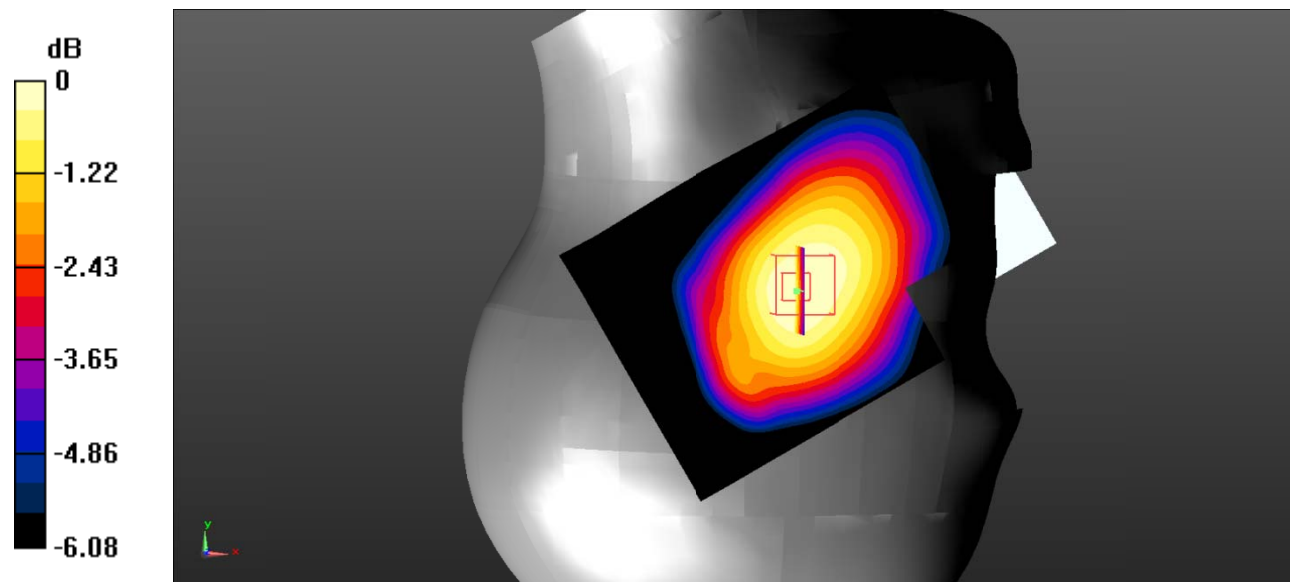
Zoom Scan (5x5x7)/Cube 0: Measurement grid: $dx=8\text{mm}$, $dy=8\text{mm}$, $dz=5\text{mm}$

Reference Value = 6.910 V/m; Power Drift = 0.06 dB

Peak SAR (extrapolated) = 0.0970 W/kg

SAR(1 g) = 0.085 W/kg; SAR(10 g) = 0.070 W/kg

Maximum value of SAR (measured) = 0.0861 W/kg



0 dB = 0.0861 W/kg = -10.65 dBW/kg

Test Plot 106#: LTE Band 17_Body Back_1RB_Middle

DUT: Ultimate; Type: Ultimate DragonX; Serial: RSZ201224003-SA-S1;

Communication System: Generic FDD-LTE; Frequency: 710 MHz;Duty Cycle: 1:1
 Medium parameters used: $f = 710 \text{ MHz}$; $\sigma = 0.891 \text{ S/m}$; $\epsilon_r = 42.634$; $\rho = 1000 \text{ kg/m}^3$;
 Phantom section: Flat Section

DASY5 Configuration:

- Probe: EX3DV4 - SN7522; ConvF(9.92, 9.92, 9.92) @710 MHz;
- Sensor-Surface: 4mm (Mechanical Surface Detection)
- Electronics: DAE4 SN1562;Calibrated: 3/3/2020
- Phantom: SAM-Twin V8.0 P1aP2a; Type: QD 000 P41 AA; Serial: 1962
- Measurement SW: DASY52, Version 52.10 (2) ;

Area Scan (71x91x1): Interpolated grid: $dx=1.500 \text{ mm}$, $dy=1.500 \text{ mm}$

Maximum value of SAR (interpolated) = 0.333 W/kg

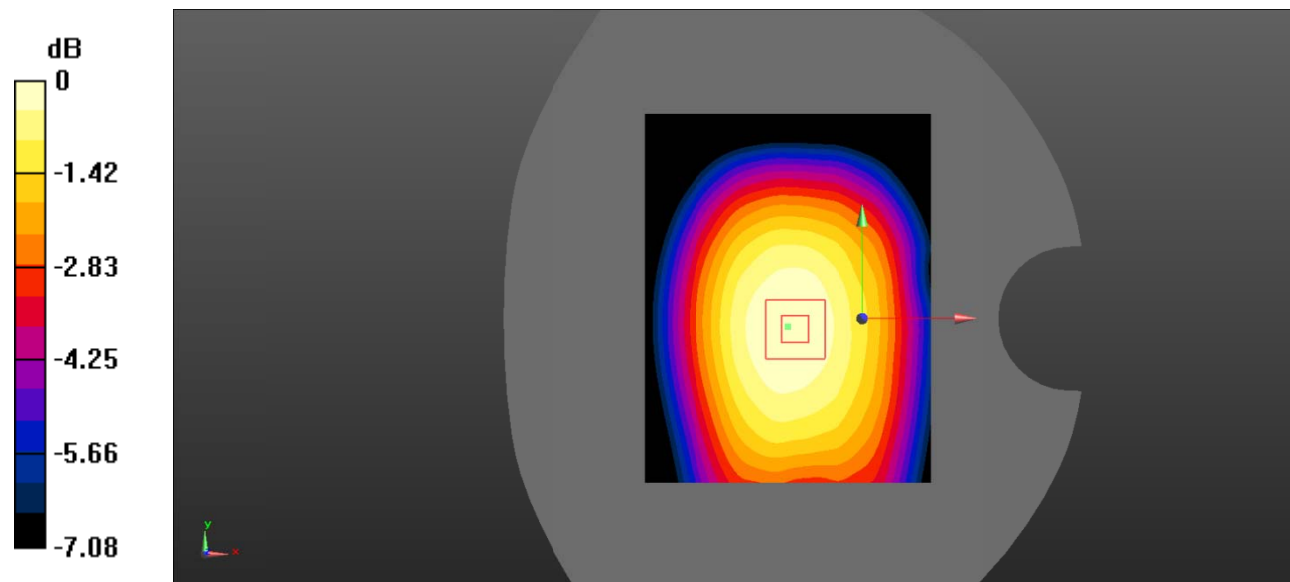
Zoom Scan (5x5x7)/Cube 0: Measurement grid: $dx=8\text{mm}$, $dy=8\text{mm}$, $dz=5\text{mm}$

Reference Value = 19.32 V/m; Power Drift = 0.02 dB

Peak SAR (extrapolated) = 0.424 W/kg

SAR(1 g) = 0.327 W/kg; SAR(10 g) = 0.252 W/kg

Maximum value of SAR (measured) = 0.330 W/kg



0 dB = 0.330 W/kg = -4.81 dBW/kg

Test Plot 107#: LTE Band 17_Body Back_50%RB_Middle

DUT: Ultimate; Type: Ultimate DragonX; Serial: RSZ201224003-SA-S1;

Communication System: Generic FDD-LTE; Frequency: 710 MHz; Duty Cycle: 1:1
 Medium parameters used: $f = 710 \text{ MHz}$; $\sigma = 0.891 \text{ S/m}$; $\epsilon_r = 42.634$; $\rho = 1000 \text{ kg/m}^3$;
 Phantom section: Flat Section

DASY5 Configuration:

- Probe: EX3DV4 - SN7522; ConvF(9.92, 9.92, 9.92) @710 MHz;
- Sensor-Surface: 4mm (Mechanical Surface Detection)
- Electronics: DAE4 SN1562; Calibrated: 3/3/2020
- Phantom: SAM-Twin V8.0 P1aP2a; Type: QD 000 P41 AA; Serial: 1962
- Measurement SW: DASY52, Version 52.10 (2) ;

Area Scan (71x91x1): Interpolated grid: $dx=1.500 \text{ mm}$, $dy=1.500 \text{ mm}$

Maximum value of SAR (interpolated) = 0.256 W/kg

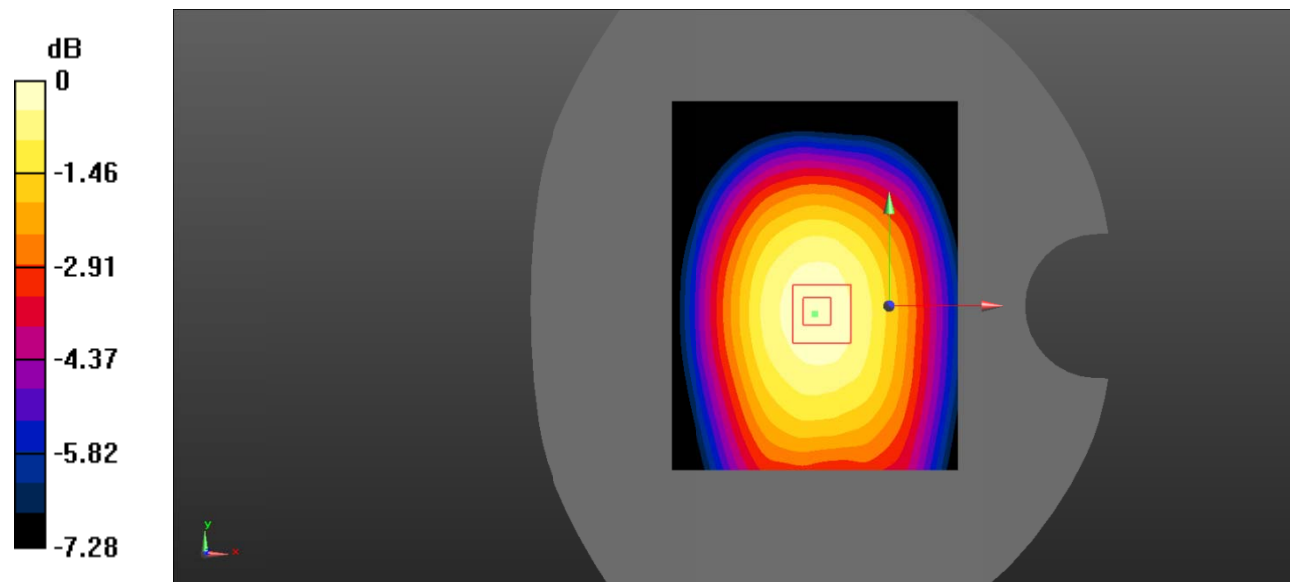
Zoom Scan (5x5x7)/Cube 0: Measurement grid: $dx=8\text{mm}$, $dy=8\text{mm}$, $dz=5\text{mm}$

Reference Value = 16.89 V/m; Power Drift = 0.04 dB

Peak SAR (extrapolated) = 0.333 W/kg

SAR(1 g) = 0.255 W/kg; SAR(10 g) = 0.193 W/kg

Maximum value of SAR (measured) = 0.263 W/kg



0 dB = 0.263 W/kg = -5.80 dBW/kg

Test Plot 108#: LTE Band 17_Body Left_1RB_Middle

DUT: Ultimate; Type: Ultimate DragonX; Serial: RSZ201224003-SA-S1;

Communication System: Generic FDD-LTE; Frequency: 710 MHz; Duty Cycle: 1:1
 Medium parameters used: $f = 710 \text{ MHz}$; $\sigma = 0.891 \text{ S/m}$; $\epsilon_r = 42.634$; $\rho = 1000 \text{ kg/m}^3$;
 Phantom section: Flat Section

DASY5 Configuration:

- Probe: EX3DV4 - SN7522; ConvF(9.92, 9.92, 9.92) @710 MHz;
- Sensor-Surface: 4mm (Mechanical Surface Detection)
- Electronics: DAE4 SN1562; Calibrated: 3/3/2020
- Phantom: SAM-Twin V8.0 P1aP2a; Type: QD 000 P41 AA; Serial: 1962
- Measurement SW: DASY52, Version 52.10 (2) ;

Area Scan (71x91x1): Interpolated grid: $dx=1.500 \text{ mm}$, $dy=1.500 \text{ mm}$

Maximum value of SAR (interpolated) = 0.292 W/kg

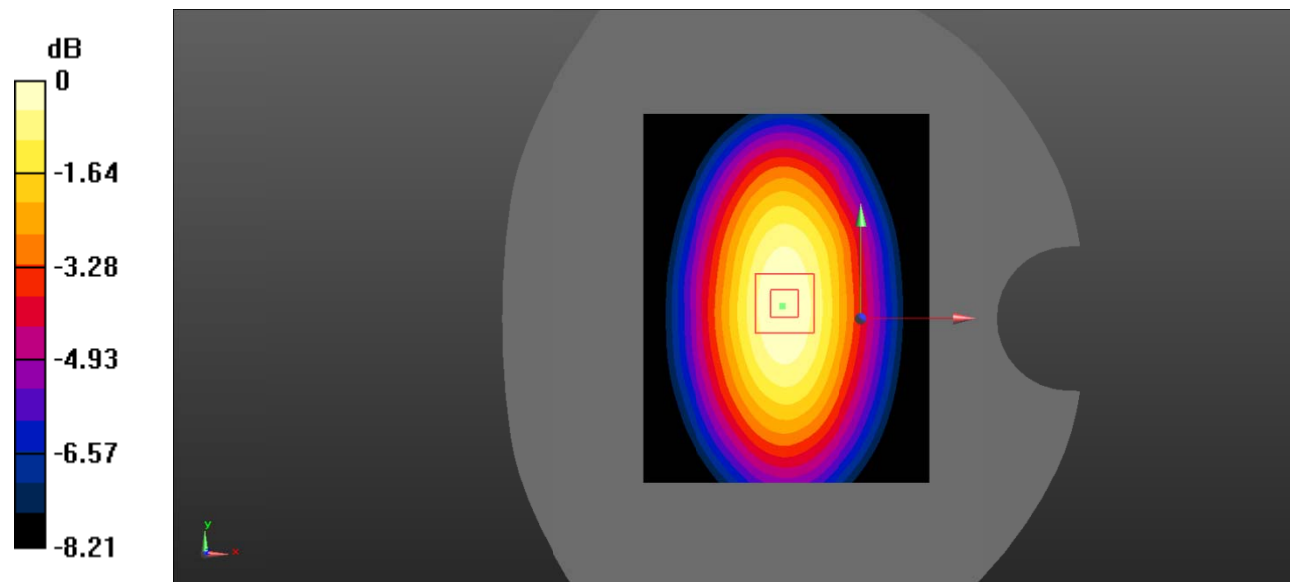
Zoom Scan (5x5x7)/Cube 0: Measurement grid: $dx=8\text{mm}$, $dy=8\text{mm}$, $dz=5\text{mm}$

Reference Value = 18.15 V/m; Power Drift = 0.05 dB

Peak SAR (extrapolated) = 0.381 W/kg

SAR(1 g) = 0.283 W/kg; SAR(10 g) = 0.201 W/kg

Maximum value of SAR (measured) = 0.292 W/kg



0 dB = 0.292 W/kg = -5.35 dBW/kg

Test Plot 109#: LTE Band 17_Body Left_50%RB_Middle

DUT: Ultimate; Type: Ultimate DragonX; Serial: RSZ201224003-SA-S1;

Communication System: Generic FDD-LTE; Frequency: 710 MHz; Duty Cycle: 1:1
 Medium parameters used: $f = 710 \text{ MHz}$; $\sigma = 0.891 \text{ S/m}$; $\epsilon_r = 42.634$; $\rho = 1000 \text{ kg/m}^3$;
 Phantom section: Flat Section

DASY5 Configuration:

- Probe: EX3DV4 - SN7522; ConvF(9.92, 9.92, 9.92) @710 MHz;
- Sensor-Surface: 4mm (Mechanical Surface Detection)
- Electronics: DAE4 SN1562; Calibrated: 3/3/2020
- Phantom: SAM-Twin V8.0 P1aP2a; Type: QD 000 P41 AA; Serial: 1962
- Measurement SW: DASY52, Version 52.10 (2) ;

Area Scan (71x91x1): Interpolated grid: $dx=1.500 \text{ mm}$, $dy=1.500 \text{ mm}$

Maximum value of SAR (interpolated) = 0.217 W/kg

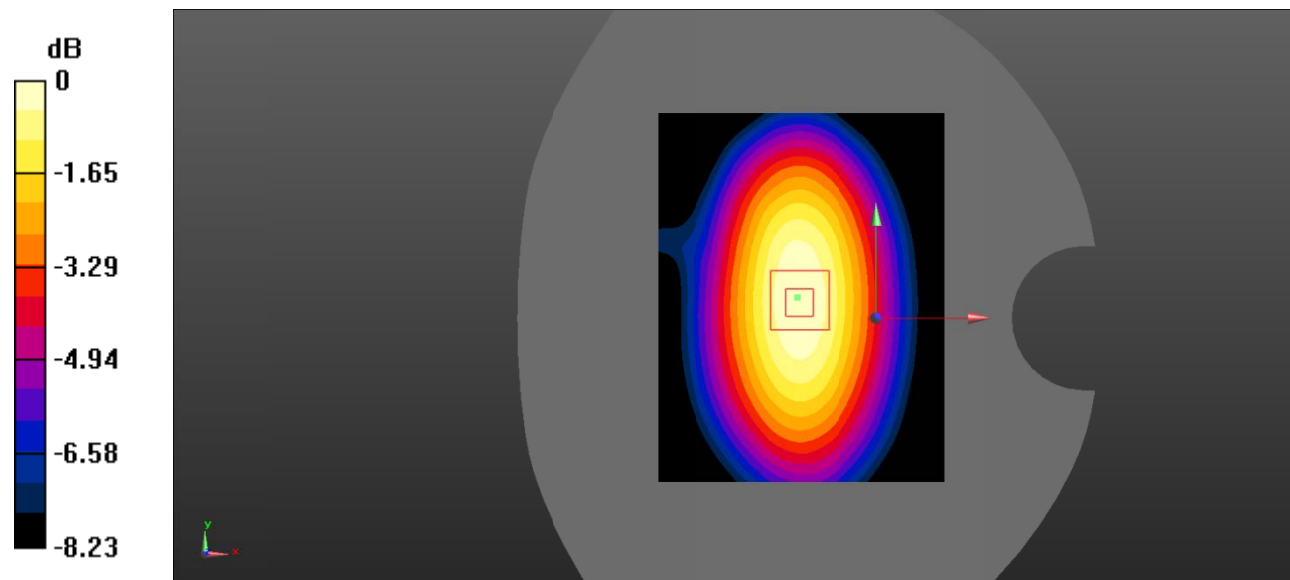
Zoom Scan (5x5x7)/Cube 0: Measurement grid: $dx=8\text{mm}$, $dy=8\text{mm}$, $dz=5\text{mm}$

Reference Value = 15.76 V/m; Power Drift = -0.01 dB

Peak SAR (extrapolated) = 0.285 W/kg

SAR(1 g) = 0.213 W/kg; SAR(10 g) = 0.152 W/kg

Maximum value of SAR (measured) = 0.219 W/kg



0 dB = 0.219 W/kg = -6.60 dBW/kg

Test Plot 110#: LTE Band 17_Body Right_1RB_Middle

DUT: Ultimate; Type: Ultimate DragonX; Serial: RSZ201224003-SA-S1;

Communication System: Generic FDD-LTE; Frequency: 710 MHz;Duty Cycle: 1:1
 Medium parameters used: $f = 710 \text{ MHz}$; $\sigma = 0.891 \text{ S/m}$; $\epsilon_r = 42.634$; $\rho = 1000 \text{ kg/m}^3$;
 Phantom section: Flat Section

DASY5 Configuration:

- Probe: EX3DV4 - SN7522; ConvF(9.92, 9.92, 9.92) @710 MHz;
- Sensor-Surface: 4mm (Mechanical Surface Detection)
- Electronics: DAE4 SN1562;Calibrated: 3/3/2020
- Phantom: SAM-Twin V8.0 P1aP2a; Type: QD 000 P41 AA; Serial: 1962
- Measurement SW: DASY52, Version 52.10 (2) ;

Area Scan (71x91x1): Interpolated grid: $dx=1.500 \text{ mm}$, $dy=1.500 \text{ mm}$

Maximum value of SAR (interpolated) = 0.397 W/kg

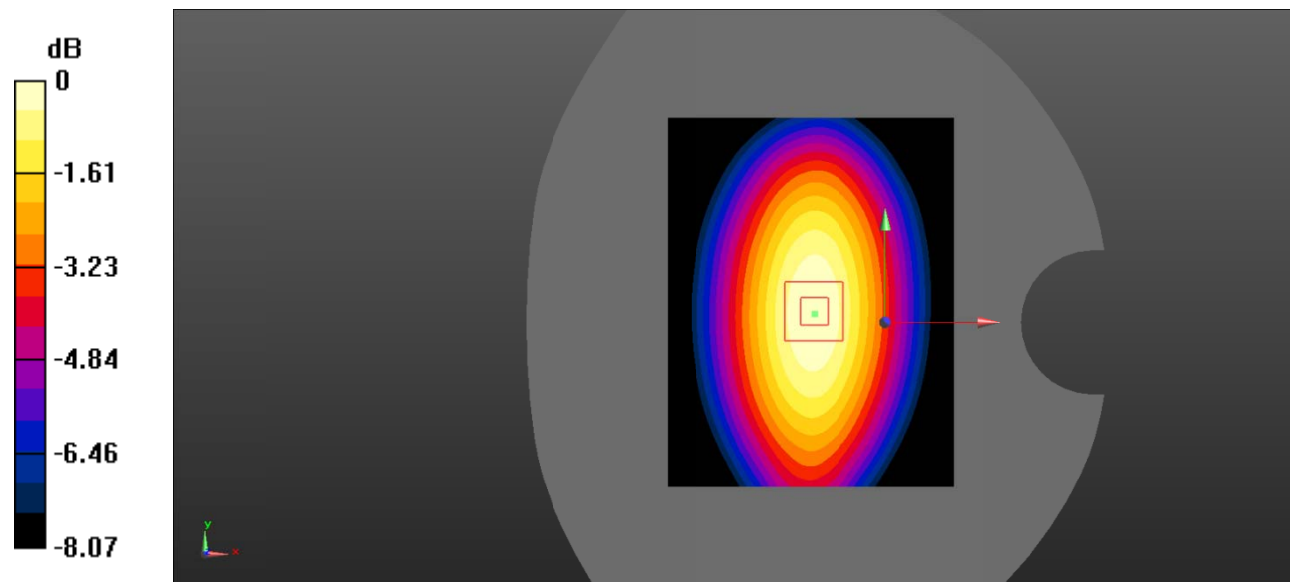
Zoom Scan (5x5x7)/Cube 0: Measurement grid: $dx=8\text{mm}$, $dy=8\text{mm}$, $dz=5\text{mm}$

Reference Value = 21.41 V/m; Power Drift = -0.04 dB

Peak SAR (extrapolated) = 0.512 W/kg

SAR(1 g) = 0.385 W/kg; SAR(10 g) = 0.275 W/kg

Maximum value of SAR (measured) = 0.399 W/kg



0 dB = 0.399 W/kg = -3.99 dBW/kg

Test Plot 111#: LTE Band 17_Body Right_50%RB_Middle

DUT: Ultimate; Type: Ultimate DragonX; Serial: RSZ201224003-SA-S1;

Communication System: Generic FDD-LTE; Frequency: 710 MHz;Duty Cycle: 1:1
 Medium parameters used: $f = 710 \text{ MHz}$; $\sigma = 0.891 \text{ S/m}$; $\epsilon_r = 42.634$; $\rho = 1000 \text{ kg/m}^3$;
 Phantom section: Flat Section

DASY5 Configuration:

- Probe: EX3DV4 - SN7522; ConvF(9.92, 9.92, 9.92) @710 MHz;
- Sensor-Surface: 4mm (Mechanical Surface Detection)
- Electronics: DAE4 SN1562;Calibrated: 3/3/2020
- Phantom: SAM-Twin V8.0 P1aP2a; Type: QD 000 P41 AA; Serial: 1962
- Measurement SW: DASY52, Version 52.10 (2) ;

Area Scan (71x91x1): Interpolated grid: $dx=1.500 \text{ mm}$, $dy=1.500 \text{ mm}$

Maximum value of SAR (interpolated) = 0.283 W/kg

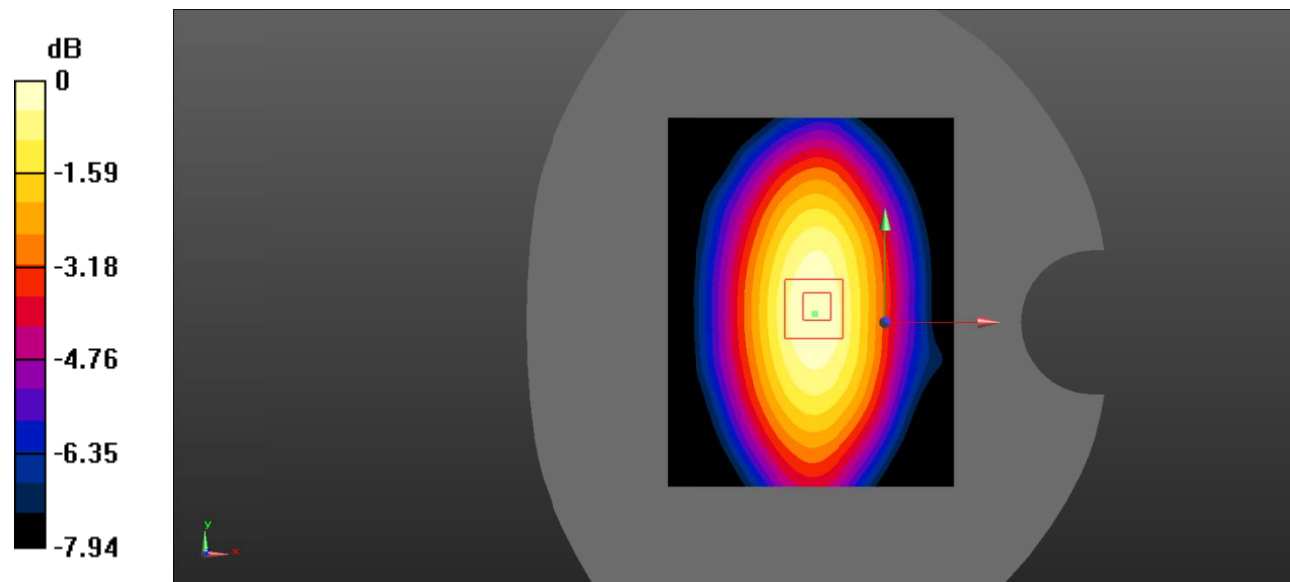
Zoom Scan (5x5x7)/Cube 0: Measurement grid: $dx=8\text{mm}$, $dy=8\text{mm}$, $dz=5\text{mm}$

Reference Value = 18.04 V/m; Power Drift = 0.00 dB

Peak SAR (extrapolated) = 0.368 W/kg

SAR(1 g) = 0.276 W/kg; SAR(10 g) = 0.198 W/kg

Maximum value of SAR (measured) = 0.284 W/kg



0 dB = 0.284 W/kg = -5.47 dBW/kg

Test Plot 112#: LTE Band 17_Body Bottom_1RB_Middle

DUT: Ultimate; Type: Ultimate DragonX; Serial: RSZ201224003-SA-S1;

Communication System: Generic FDD-LTE; Frequency: 710 MHz;Duty Cycle: 1:1
 Medium parameters used: $f = 710 \text{ MHz}$; $\sigma = 0.891 \text{ S/m}$; $\epsilon_r = 42.634$; $\rho = 1000 \text{ kg/m}^3$;
 Phantom section: Flat Section

DASY5 Configuration:

- Probe: EX3DV4 - SN7522; ConvF(9.92, 9.92, 9.92) @710 MHz;
- Sensor-Surface: 4mm (Mechanical Surface Detection)
- Electronics: DAE4 SN1562;Calibrated: 3/3/2020
- Phantom: SAM-Twin V8.0 P1aP2a; Type: QD 000 P41 AA; Serial: 1962
- Measurement SW: DASY52, Version 52.10 (2) ;

Area Scan (71x91x1): Interpolated grid: $dx=1.500 \text{ mm}$, $dy=1.500 \text{ mm}$

Maximum value of SAR (interpolated) = 0.153 W/kg

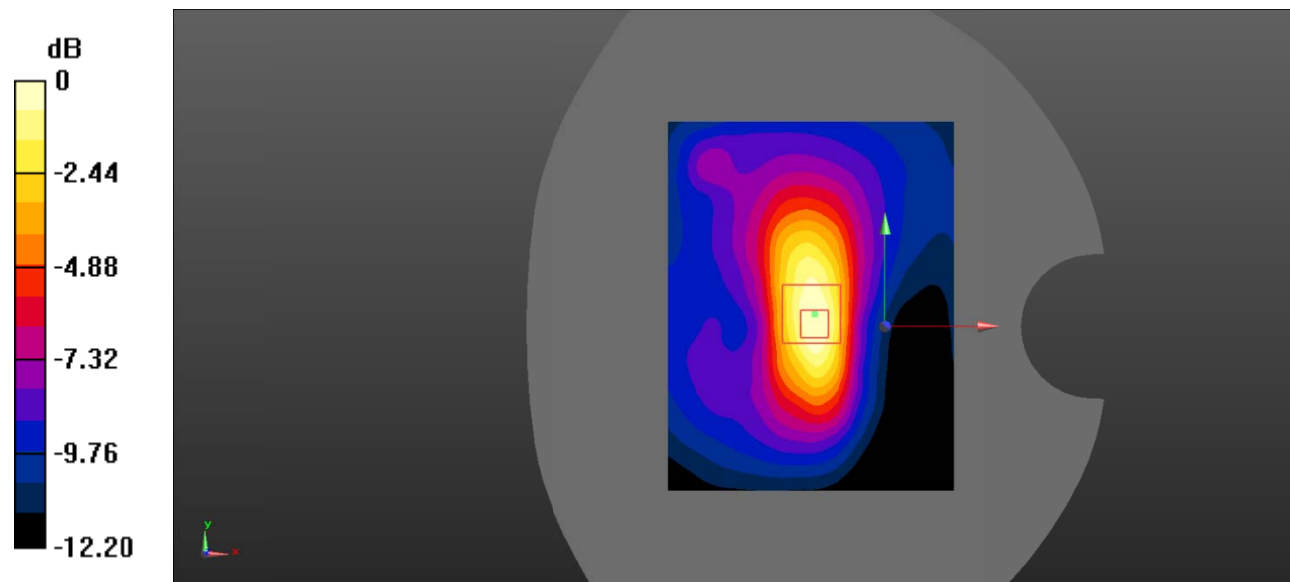
Zoom Scan (5x5x7)/Cube 0: Measurement grid: $dx=8\text{mm}$, $dy=8\text{mm}$, $dz=5\text{mm}$

Reference Value = 13.12 V/m; Power Drift = -0.03 dB

Peak SAR (extrapolated) = 0.254 W/kg

SAR(1 g) = 0.138 W/kg; SAR(10 g) = 0.076 W/kg

Maximum value of SAR (measured) = 0.149 W/kg



0 dB = 0.149 W/kg = -8.27 dBW/kg

Test Plot 113#: LTE Band 17_Body Bottom_50%RB_Middle

DUT: Ultimate; Type: Ultimate DragonX; Serial: RSZ201224003-SA-S1;

Communication System: Generic FDD-LTE; Frequency: 710 MHz;Duty Cycle: 1:1
 Medium parameters used: $f = 710 \text{ MHz}$; $\sigma = 0.891 \text{ S/m}$; $\epsilon_r = 42.634$; $\rho = 1000 \text{ kg/m}^3$;
 Phantom section: Flat Section

DASY5 Configuration:

- Probe: EX3DV4 - SN7522; ConvF(9.92, 9.92, 9.92) @710 MHz;
- Sensor-Surface: 4mm (Mechanical Surface Detection)
- Electronics: DAE4 SN1562;Calibrated: 3/3/2020
- Phantom: SAM-Twin V8.0 P1aP2a; Type: QD 000 P41 AA; Serial: 1962
- Measurement SW: DASY52, Version 52.10 (2) ;

Area Scan (71x91x1): Interpolated grid: $dx=1.500 \text{ mm}$, $dy=1.500 \text{ mm}$

Maximum value of SAR (interpolated) = 0.125 W/kg

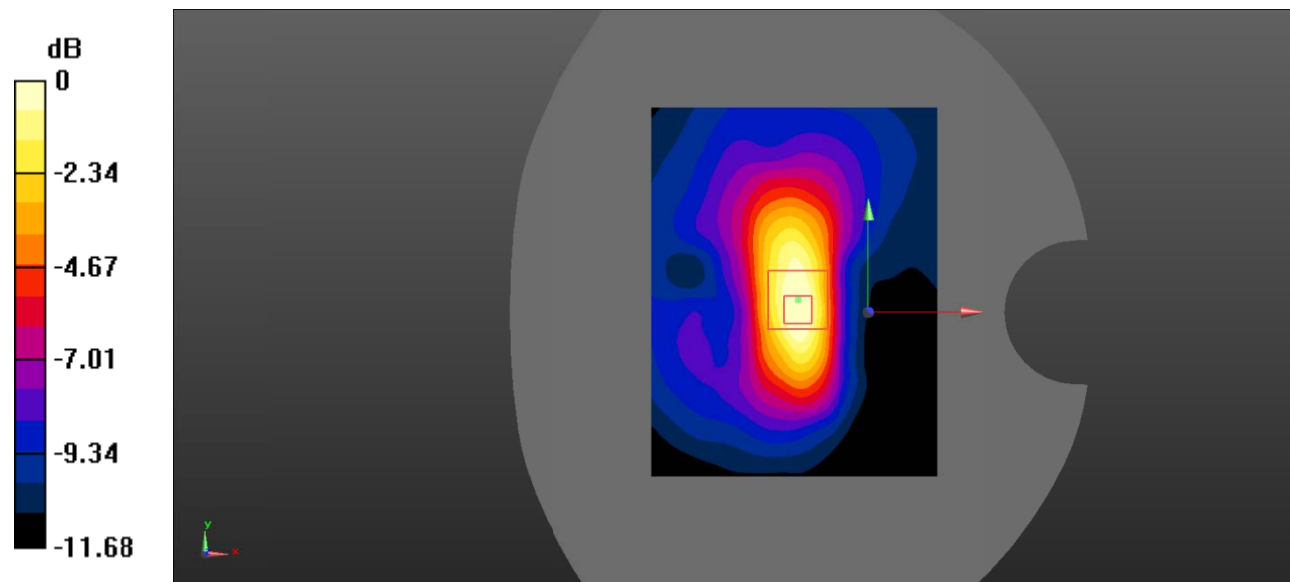
Zoom Scan (5x5x7)/Cube 0: Measurement grid: $dx=8\text{mm}$, $dy=8\text{mm}$, $dz=5\text{mm}$

Reference Value = 11.50 V/m; Power Drift = -0.06 dB

Peak SAR (extrapolated) = 0.203 W/kg

SAR(1 g) = 0.106 W/kg; SAR(10 g) = 0.058 W/kg

Maximum value of SAR (measured) = 0.115 W/kg



0 dB = 0.115 W/kg = -9.39 dBW/kg

Test Plot 114#:

DUT: Ultimate; Type: Ultimate DragonX; Serial: RSZ201224003-SA-S1;

Communication System: UID 0, 2.4G DTS (0); Frequency: 2442 MHz;Duty Cycle: 1:1

Medium parameters used (interpolated): $f = 2442 \text{ MHz}$; $\sigma = 1.843 \text{ S/m}$; $\epsilon_r = 38.371$; $\rho = 1000 \text{ kg/m}^3$

Phantom section: Left Section

DASY5 Configuration:

- Probe: EX3DV4 - SN7522; ConvF(7.15, 7.15, 7.15) @ 2442 MHz;
- Sensor-Surface: 4mm (Mechanical Surface Detection)
- Electronics: DAE4 Sn1562; Calibrated: 3/3/2020
- Phantom: SAM-Twin V8.0 P1aP2a; Type: QD 000 P41 AA ; Serial: 1962
- Measurement SW: DASY52, Version 52.10 (2);

Head Left Cheek/WLAN 802.11b Mid/Area Scan (101x101x1): Interpolated grid: $dx=1.000 \text{ mm}$, $dy=1.000 \text{ mm}$

Maximum value of SAR (interpolated) = 0.343 W/kg

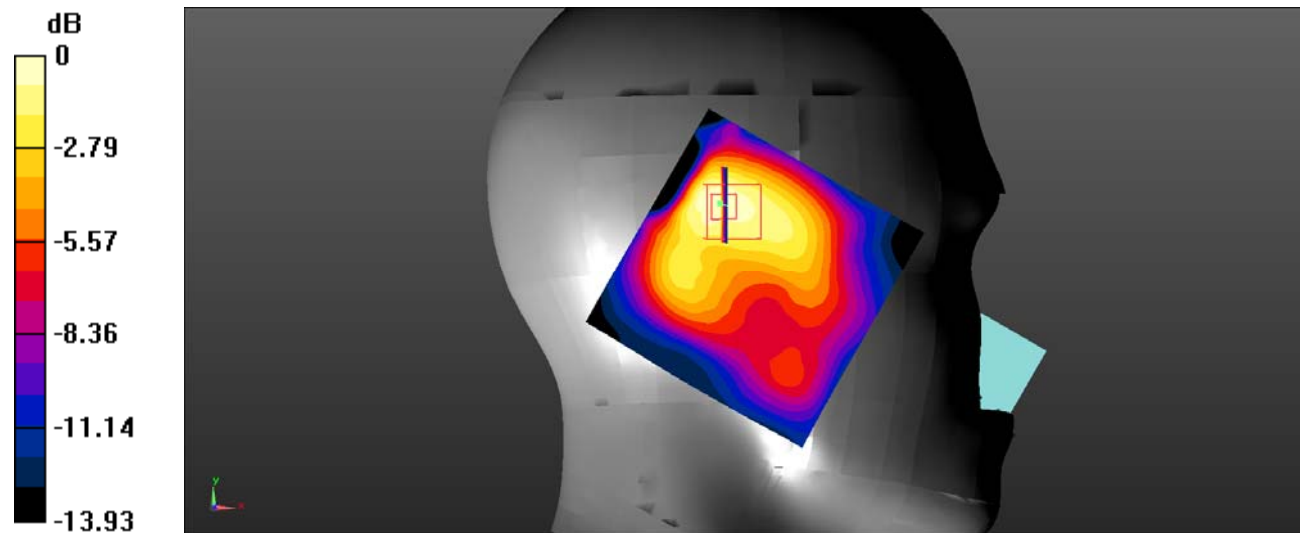
Head Left Cheek/WLAN 802.11b Mid/Zoom Scan (7x7x7)/Cube 0: Measurement grid: $dx=5\text{mm}$, $dy=5\text{mm}$, $dz=5\text{mm}$

Reference Value = 9.652 V/m; Power Drift = 0.02 dB

Peak SAR (extrapolated) = 0.590 W/kg

SAR(1 g) = 0.308 W/kg; SAR(10 g) = 0.173 W/kg

Maximum value of SAR (measured) = 0.340 W/kg



0 dB = 0.340 W/kg = -4.69 dBW/kg

Test Plot 115#:

DUT: Ultimate; Type: Ultimate DragonX; Serial: RSZ201224003-SA-S1;

Communication System: UID 0, 2.4G DTS (0); Frequency: 2442 MHz;Duty Cycle: 1:1

Medium parameters used (interpolated): $f = 2442 \text{ MHz}$; $\sigma = 1.843 \text{ S/m}$; $\epsilon_r = 38.371$; $\rho = 1000 \text{ kg/m}^3$

Phantom section: Left Section

DASY5 Configuration:

- Probe: EX3DV4 - SN7522; ConvF(7.15, 7.15, 7.15) @ 2442 MHz;
- Sensor-Surface: 4mm (Mechanical Surface Detection)
- Electronics: DAE4 Sn1562; Calibrated: 3/3/2020
- Phantom: SAM-Twin V8.0 P1aP2a; Type: QD 000 P41 AA ; Serial: 1962
- Measurement SW: DASY52, Version 52.10 (2);

Head Left Tilt/WLAN 802.11b Mid/Area Scan (101x101x1): Interpolated grid: $dx=1.000 \text{ mm}$, $dy=1.000 \text{ mm}$

Maximum value of SAR (interpolated) = 0.339 W/kg


Head Left Tilt/WLAN 802.11b Mid/Zoom Scan (7x7x7)/Cube 0: Measurement grid: $dx=5\text{mm}$, $dy=5\text{mm}$, $dz=5\text{mm}$

Reference Value = 10.24 V/m; Power Drift = 0.05 dB

Peak SAR (extrapolated) = 0.521 W/kg

SAR(1 g) = 0.280 W/kg; SAR(10 g) = 0.154 W/kg

Maximum value of SAR (measured) = 0.315 W/kg



0 dB = 0.315 W/kg = -5.02 dBW/kg

Test Plot 116#:

DUT: Ultimate; Type: Ultimate DragonX; Serial: RSZ201224003-SA-S1;

Communication System: UID 0, 2.4G DTS (0); Frequency: 2442 MHz;Duty Cycle: 1:1

Medium parameters used (interpolated): $f = 2442 \text{ MHz}$; $\sigma = 1.843 \text{ S/m}$; $\epsilon_r = 38.371$; $\rho = 1000 \text{ kg/m}^3$

Phantom section: Right Section

DASY5 Configuration:

- Probe: EX3DV4 - SN7522; ConvF(7.15, 7.15, 7.15) @ 2442 MHz;
- Sensor-Surface: 4mm (Mechanical Surface Detection)
- Electronics: DAE4 Sn1562; Calibrated: 3/3/2020
- Phantom: SAM-Twin V8.0 P1aP2a; Type: QD 000 P41 AA ; Serial: 1962
- Measurement SW: DASY52, Version 52.10 (2);

Head Right Check/WLAN 802.11b Mid/Area Scan (101x101x1): Interpolated grid: $dx=1.000 \text{ mm}$, $dy=1.000 \text{ mm}$

Maximum value of SAR (interpolated) = 0.386 W/kg


Head Right Check/WLAN 802.11b Mid/Zoom Scan (7x7x7)/Cube 0: Measurement grid: $dx=5\text{mm}$, $dy=5\text{mm}$, $dz=5\text{mm}$

Reference Value = 11.05 V/m; Power Drift = 0.21 dB

Peak SAR (extrapolated) = 0.552 W/kg

SAR(1 g) = 0.323 W/kg; SAR(10 g) = 0.153 W/kg

Maximum value of SAR (measured) = 0.372 W/kg



0 dB = 0.372 W/kg = -4.29 dBW/kg

Test Plot 117#:

DUT: Ultimate; Type: Ultimate DragonX; Serial: RSZ201224003-SA-S1;

Communication System: UID 0, 2.4G DTS (0); Frequency: 2442 MHz;Duty Cycle: 1:1

Medium parameters used (interpolated): $f = 2442 \text{ MHz}$; $\sigma = 1.843 \text{ S/m}$; $\epsilon_r = 38.371$; $\rho = 1000 \text{ kg/m}^3$

Phantom section: Right Section

DASY5 Configuration:

- Probe: EX3DV4 - SN7522; ConvF(7.15, 7.15, 7.15) @ 2442 MHz;
- Sensor-Surface: 4mm (Mechanical Surface Detection)
- Electronics: DAE4 Sn1562; Calibrated: 3/3/2020
- Phantom: SAM-Twin V8.0 P1aP2a; Type: QD 000 P41 AA ; Serial: 1962
- Measurement SW: DASY52, Version 52.10 (2);

Head Right Tilt/Tilt WLAN 802.11b Mid 2/Area Scan (101x101x1): Interpolated grid: $dx=1.000 \text{ mm}$, $dy=1.000 \text{ mm}$

Maximum value of SAR (interpolated) = 0.597 W/kg

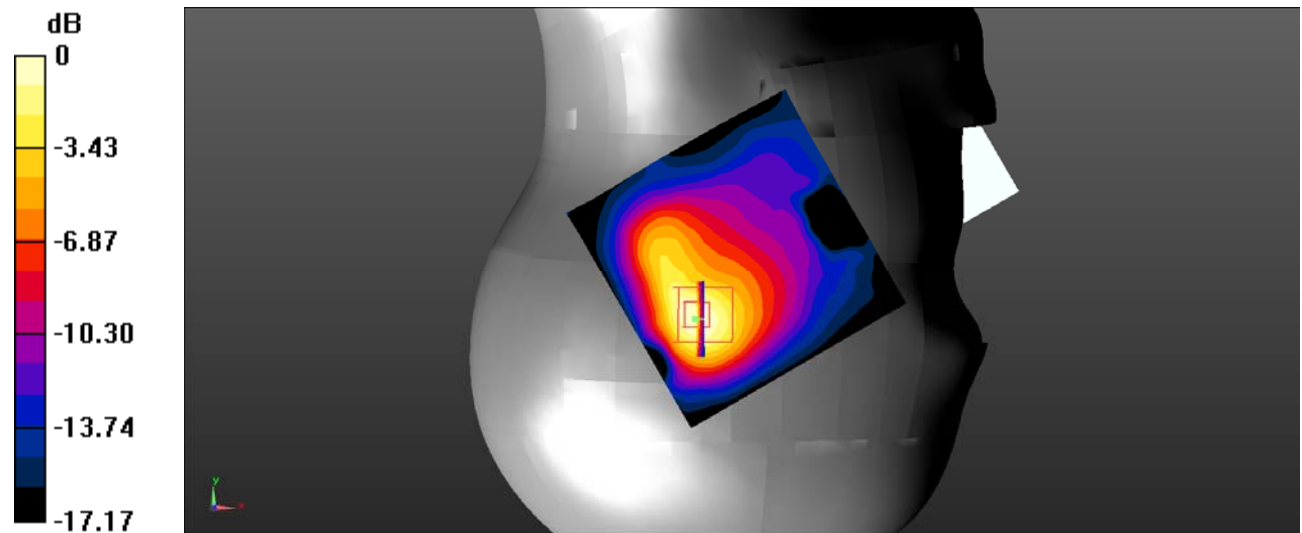
Head Right Tilt/Tilt WLAN 802.11b Mid 2/Zoom Scan (7x7x7)/Cube 0: Measurement grid: $dx=5\text{mm}$, $dy=5\text{mm}$, $dz=5\text{mm}$

Reference Value = 11.94 V/m; Power Drift = 0.03 dB

Peak SAR (extrapolated) = 0.941 W/kg

SAR(1 g) = 0.507 W/kg; SAR(10 g) = 0.258 W/kg

Maximum value of SAR (measured) = 0.569 W/kg



0 dB = 0.569 W/kg = -2.45 dBW/kg

Test Plot 118#:

DUT: Ultimate; Type: Ultimate DragonX; Serial: RSZ201224003-SA-S1;

Communication System: UID 0, 2.4G DTS (0); Frequency: 2442 MHz; Duty Cycle: 1:1

Medium parameters used (interpolated): $f = 2442 \text{ MHz}$; $\sigma = 1.843 \text{ S/m}$; $\epsilon_r = 38.371$; $\rho = 1000 \text{ kg/m}^3$

Phantom section: Flat Section

DASY5 Configuration:

- Probe: EX3DV4 - SN7522; ConvF(7.15, 7.15, 7.15) @ 2442 MHz;
- Sensor-Surface: 4mm (Mechanical Surface Detection)
- Electronics: DAE4 Sn1562; Calibrated: 3/3/2020
- Phantom: SAM-Twin V8.0 P1aP2a; Type: QD 000 P41 AA ; Serial: 1962
- Measurement SW: DASY52, Version 52.10 (2);

Body Back/WLAN 802.11b Mid/Area Scan (101x101x1): Interpolated grid: $dx=1.000 \text{ mm}$, $dy=1.000 \text{ mm}$

Maximum value of SAR (interpolated) = 0.161 W/kg

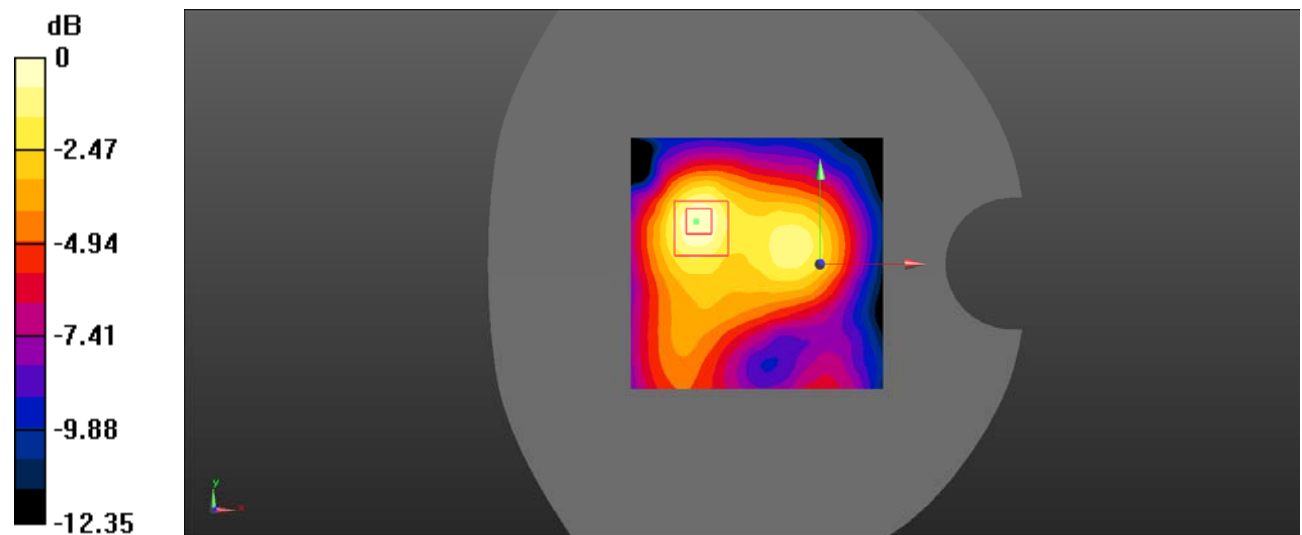
Body Back/WLAN 802.11b Mid/Zoom Scan (7x7x7)/Cube 0: Measurement grid: $dx=5\text{mm}$, $dy=5\text{mm}$, $dz=5\text{mm}$

Reference Value = 7.230 V/m; Power Drift = 0.10 dB

Peak SAR (extrapolated) = 0.287 W/kg

SAR(1 g) = 0.151 W/kg; SAR(10 g) = 0.082 W/kg

Maximum value of SAR (measured) = 0.165 W/kg



0 dB = 0.165 W/kg = -7.83 dBW/kg

Test Plot 119#:

DUT: Ultimate; Type: Ultimate DragonX; Serial: RSZ201224003-SA-S1;

Communication System: UID 0, 2.4G DTS (0); Frequency: 2442 MHz; Duty Cycle: 1:1

Medium parameters used (interpolated): $f = 2442$ MHz; $\sigma = 1.843$ S/m; $\epsilon_r = 38.371$; $\rho = 1000$ kg/m³

Phantom section: Flat Section

DASY5 Configuration:

- Probe: EX3DV4 - SN7522; ConvF(7.15, 7.15, 7.15) @ 2442 MHz;
- Sensor-Surface: 4mm (Mechanical Surface Detection)
- Electronics: DAE4 Sn1562; Calibrated: 3/3/2020
- Phantom: SAM-Twin V8.0 P1aP2a; Type: QD 000 P41 AA ; Serial: 1962
- Measurement SW: DASY52, Version 52.10 (2);

Body Right/WLAN 802.11b Mid/Area Scan (101x101x1): Interpolated grid: dx=1.000 mm, dy=1.000 mm

Maximum value of SAR (interpolated) = 0.127 W/kg

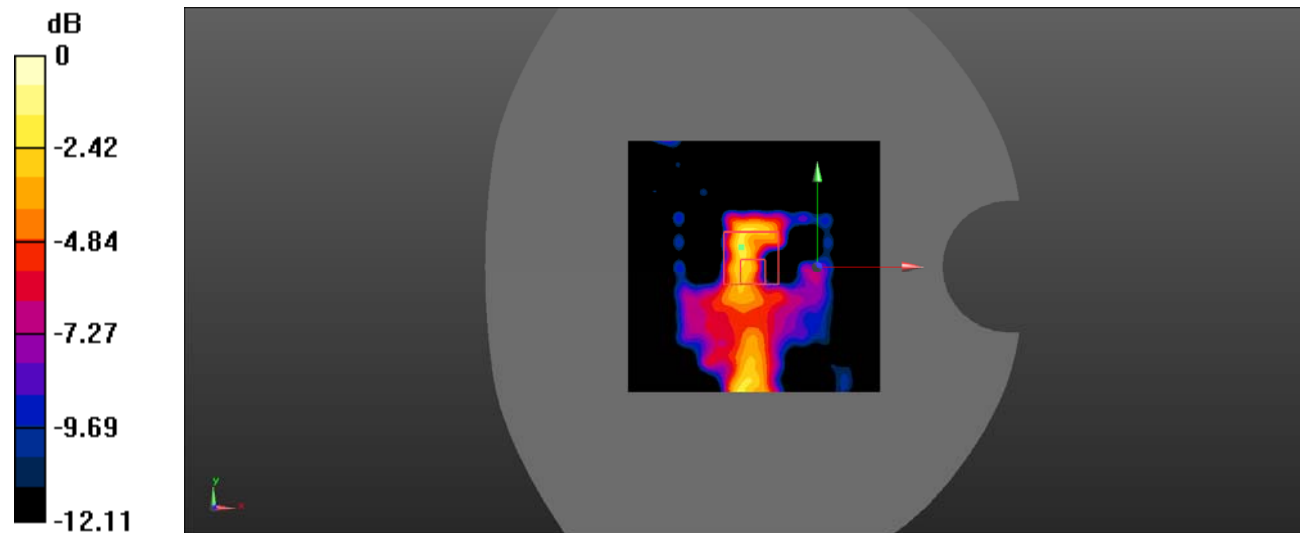
Body Right/WLAN 802.11b Mid/Zoom Scan (7x7x7)/Cube 0: Measurement grid: dx=5mm, dy=5mm, dz=5mm

Reference Value = 6.668 V/m; Power Drift = -0.15 dB

Peak SAR (extrapolated) = 0.338 W/kg

SAR(1 g) = 0.077 W/kg; SAR(10 g) = 0.042 W/kg

Maximum value of SAR (measured) = 0.198 W/kg



0 dB = 0.198 W/kg = -7.03 dBW/kg

Test Plot 120#:

DUT: Ultimate; Type: Ultimate DragonX; Serial: RSZ201224003-SA-S1;

Communication System: UID 0, 2.4G DTS (0); Frequency: 2442 MHz;Duty Cycle: 1:1

Medium parameters used (interpolated): $f = 2442$ MHz; $\sigma = 1.843$ S/m; $\epsilon_r = 38.371$; $\rho = 1000$ kg/m³

Phantom section: Flat Section

DASY5 Configuration:

- Probe: EX3DV4 - SN7522; ConvF(7.15, 7.15, 7.15) @ 2442 MHz;
- Sensor-Surface: 4mm (Mechanical Surface Detection)
- Electronics: DAE4 Sn1562; Calibrated: 3/3/2020
- Phantom: SAM-Twin V8.0 P1aP2a; Type: QD 000 P41 AA ; Serial: 1962
- Measurement SW: DASY52, Version 52.10 (2);

Body Top/WLAN 802.11b Mid/Area Scan (101x101x1): Interpolated grid: dx=1.000 mm, dy=1.000 mm

Maximum value of SAR (interpolated) = 0.154 W/kg

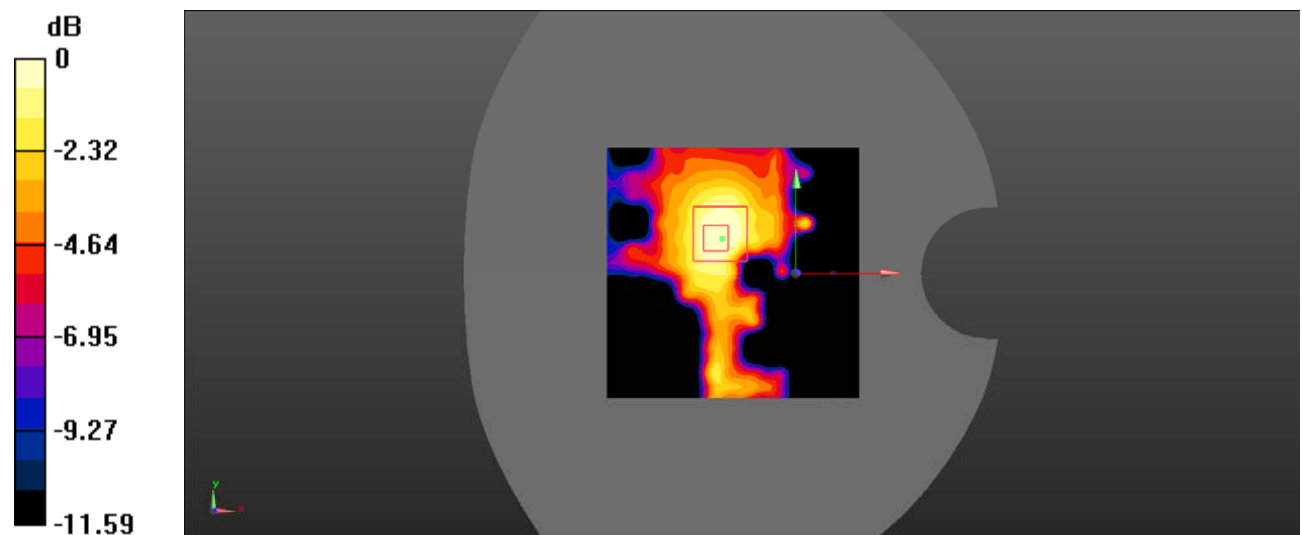
Body Top/WLAN 802.11b Mid/Zoom Scan (7x7x7)/Cube 0: Measurement grid: dx=5mm, dy=5mm, dz=5mm

Reference Value = 6.562 V/m; Power Drift = 0.05 dB

Peak SAR (extrapolated) = 0.417 W/kg

SAR(1 g) = 0.135 W/kg; SAR(10 g) = 0.080 W/kg

Maximum value of SAR (measured) = 0.145 W/kg



0 dB = 0.145 W/kg = -8.39 dBW/kg

Test Plot 121#:

DUT: Ultimate; Type: Ultimate DragonX; Serial: RSZ201224003-SA-S1;

Communication System: UID 0, 5.2G WiFi (0); Frequency: 5200 MHz;Duty Cycle: 1:1

Medium parameters used: $f = 5200 \text{ MHz}$; $\sigma = 4.563 \text{ S/m}$; $\epsilon_r = 36.615$; $\rho = 1000 \text{ kg/m}^3$

Phantom section: Left Section

DASY5 Configuration:

- Probe: EX3DV4 - SN7522; ConvF(5.2, 5.2, 5.2) @ 5200 MHz;
- Sensor-Surface: 2mm (Mechanical Surface Detection)
- Electronics: DAE4 Sn1562; Calibrated: 3/3/2020
- Phantom: SAM-Twin V8.0 P1aP2a; Type: QD 000 P41 AA ; Serial: 1962
- Measurement SW: DASY52, Version 52.10 (2);

Head Left Cheek/WLAN 5.2G 802.11a Mid/Area Scan (101x101x1): Interpolated grid: $dx=1.000 \text{ mm}$, $dy=1.000 \text{ mm}$

Maximum value of SAR (interpolated) = 0.347 W/kg

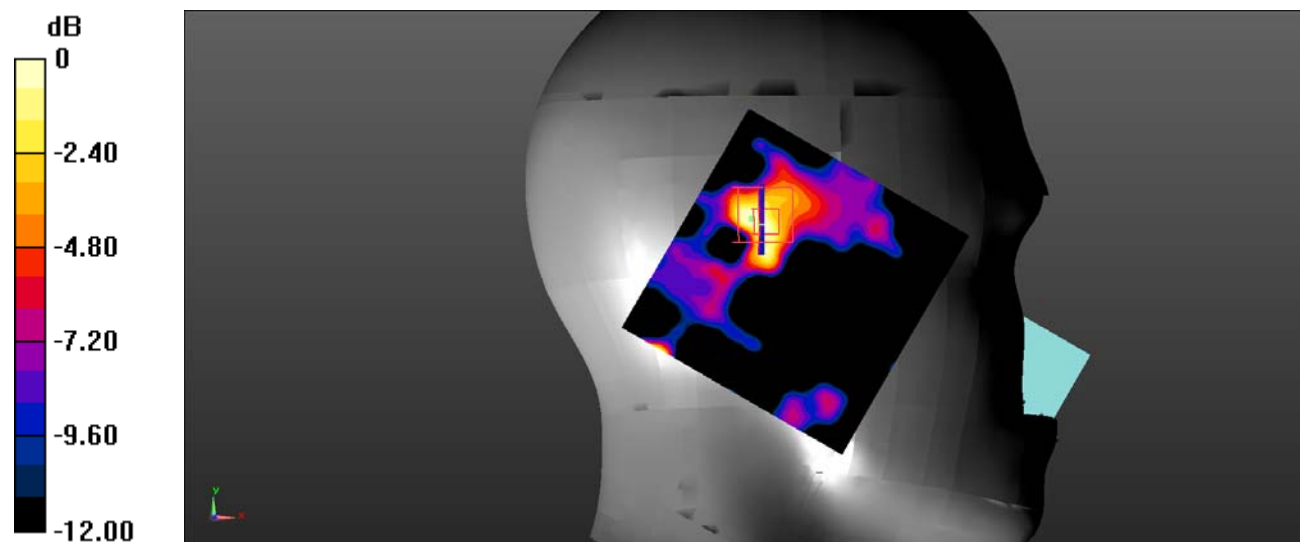
Head Left Cheek/WLAN 5.2G 802.11a Mid/Zoom Scan (8x8x12)/Cube 0: Measurement grid: $dx=4\text{mm}$, $dy=4\text{mm}$, $dz=2\text{mm}$

Reference Value = 4.431 V/m; Power Drift = -0.05 dB

Peak SAR (extrapolated) = 1.19 W/kg

SAR(1 g) = 0.115 W/kg; SAR(10 g) = 0.021 W/kg

Maximum value of SAR (measured) = 0.292 W/kg



0 dB = 0.292 W/kg = -5.35 dBW/kg

Test Plot 122#:**DUT: Ultimate; Type: Ultimate DragonX; Serial: RSZ201224003-SA-S1;**

Communication System: UID 0, 5.2G WiFi (0); Frequency: 5200 MHz; Duty Cycle: 1:1

Medium parameters used: $f = 5200$ MHz; $\sigma = 4.563$ S/m; $\epsilon_r = 36.615$; $\rho = 1000$ kg/m³

Phantom section: Left Section

DASY5 Configuration:

- Probe: EX3DV4 - SN7522; ConvF(5.2, 5.2, 5.2) @ 5200 MHz;
- Sensor-Surface: 2mm (Mechanical Surface Detection)
- Electronics: DAE4 Sn1562; Calibrated: 3/3/2020
- Phantom: SAM-Twin V8.0 P1aP2a; Type: QD 000 P41 AA ; Serial: 1962
- Measurement SW: DASY52, Version 52.10 (2);


Head Left Tilt/WLAN 5.2G 802.11a Mid/Area Scan (101x101x1): Interpolated grid: dx=1.000 mm, dy=1.000 mm
Maximum value of SAR (interpolated) = 0.458 W/kg**Head Left Tilt/WLAN 5.2G 802.11a Mid/Zoom Scan (8x8x12)/Cube 0:** Measurement grid: dx=4mm, dy=4mm, dz=2mm

Reference Value = 4.200 V/m; Power Drift = 0.03 dB

Peak SAR (extrapolated) = 2.66 W/kg

SAR(1 g) = 0.179 W/kg; SAR(10 g) = 0.037 W/kg

Maximum value of SAR (measured) = 1.26 W/kg



0 dB = 1.26 W/kg = 1.00 dBW/kg

Test Plot 123#:

DUT: Ultimate; Type: Ultimate DragonX; Serial: RSZ201224003-SA-S1;

Communication System: UID 0, 5.2G WiFi (0); Frequency: 5200 MHz;Duty Cycle: 1:1

Medium parameters used: $f = 5200 \text{ MHz}$; $\sigma = 4.563 \text{ S/m}$; $\epsilon_r = 36.615$; $\rho = 1000 \text{ kg/m}^3$

Phantom section: Right Section

DASY5 Configuration:

- Probe: EX3DV4 - SN7522; ConvF(5.2, 5.2, 5.2) @ 5200 MHz;
- Sensor-Surface: 2mm (Mechanical Surface Detection)
- Electronics: DAE4 Sn1562; Calibrated: 3/3/2020
- Phantom: SAM-Twin V8.0 P1aP2a; Type: QD 000 P41 AA ; Serial: 1962
- Measurement SW: DASY52, Version 52.10 (2);

Head Right Cheek/WLAN 5.2G 802.11a Mid/Area Scan (101x101x1): Interpolated grid: $dx=1.000 \text{ mm}$, $dy=1.000 \text{ mm}$

Maximum value of SAR (interpolated) = 0.178 W/kg


Head Right Cheek/WLAN 5.2G 802.11a Mid/Zoom Scan (8x8x12)/Cube 0: Measurement grid: $dx=4\text{mm}$, $dy=4\text{mm}$, $dz=2\text{mm}$

Reference Value = 2.527 V/m; Power Drift = -0.01 dB

Peak SAR (extrapolated) = 0.251 W/kg

SAR(1 g) = 0.107 W/kg; SAR(10 g) = 0.042 W/kg

Maximum value of SAR (measured) = 0.166 W/kg



0 dB = 0.166 W/kg = -7.80 dBW/kg

Test Plot 124#:

DUT: Ultimate; Type: Ultimate DragonX; Serial: RSZ201224003-SA-S1;

Communication System: UID 0, 5.2G WiFi (0); Frequency: 5200 MHz;Duty Cycle: 1:1

Medium parameters used: $f = 5200 \text{ MHz}$; $\sigma = 4.563 \text{ S/m}$; $\epsilon_r = 36.615$; $\rho = 1000 \text{ kg/m}^3$

Phantom section: Right Section

DASY5 Configuration:

- Probe: EX3DV4 - SN7522; ConvF(5.2, 5.2, 5.2) @ 5200 MHz;
- Sensor-Surface: 2mm (Mechanical Surface Detection)
- Electronics: DAE4 Sn1562; Calibrated: 3/3/2020
- Phantom: SAM-Twin V8.0 P1aP2a; Type: QD 000 P41 AA ; Serial: 1962
- Measurement SW: DASY52, Version 52.10 (2);

Head Right Tilt/WLAN 5.2G 802.11a Mid/Area Scan (101x101x1): Interpolated grid: $dx=1.000 \text{ mm}$, $dy=1.000 \text{ mm}$

Maximum value of SAR (interpolated) = 0.269 W/kg


Head Right Tilt/WLAN 5.2G 802.11a Mid/Zoom Scan (8x8x12)/Cube 0: Measurement grid: $dx=4\text{mm}$, $dy=4\text{mm}$, $dz=2\text{mm}$

Reference Value = 2.712 V/m; Power Drift = 0.05 dB

Peak SAR (extrapolated) = 0.389 W/kg

SAR(1 g) = 0.151 W/kg; SAR(10 g) = 0.062 W/kg

Maximum value of SAR (measured) = 0.246 W/kg



0 dB = 0.246 W/kg = -6.09 dBW/kg

Test Plot 125#:

DUT: Ultimate; Type: Ultimate DragonX; Serial: RSZ201224003-SA-S1;

Communication System: UID 0, 5.2G WiFi (0); Frequency: 5200 MHz;Duty Cycle: 1:1

Medium parameters used: $f = 5200 \text{ MHz}$; $\sigma = 4.563 \text{ S/m}$; $\epsilon_r = 36.615$; $\rho = 1000 \text{ kg/m}^3$

Phantom section: Flat Section

DASY5 Configuration:

- Probe: EX3DV4 - SN7522; ConvF(5.2, 5.2, 5.2) @ 5200 MHz;
- Sensor-Surface: 2mm (Mechanical Surface Detection)
- Electronics: DAE4 Sn1562; Calibrated: 3/3/2020
- Phantom: SAM-Twin V8.0 P1aP2a; Type: QD 000 P41 AA ; Serial: 1962
- Measurement SW: DASY52, Version 52.10 (2);

Body Back/WLAN 5.2G 802.11a Mid 3/Area Scan (101x101x1): Interpolated grid: $dx=1.000 \text{ mm}$, $dy=1.000 \text{ mm}$

Maximum value of SAR (interpolated) = 0.130 W/kg

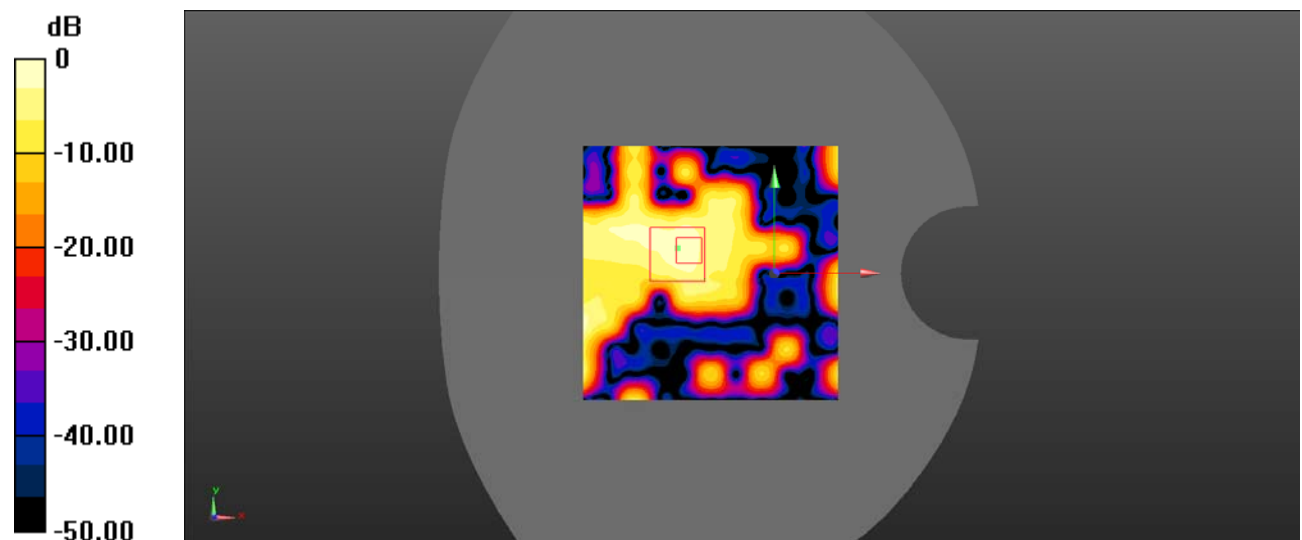
Body Back/WLAN 5.2G 802.11a Mid 3/Zoom Scan (8x8x12)/Cube 0: Measurement grid: $dx=4\text{mm}$, $dy=4\text{mm}$, $dz=2\text{mm}$

Reference Value = 2.476 V/m; Power Drift = 0.07 dB

Peak SAR (extrapolated) = 0.768 W/kg

SAR(1 g) = 0.052 W/kg; SAR(10 g) = 0.0097 W/kg

Maximum value of SAR (measured) = 0.179 W/kg



0 dB = 0.179 W/kg = -7.47 dBW/kg

Test Plot 126#:

DUT: Ultimate; Type: Ultimate DragonX; Serial: RSZ201224003-SA-S1;

Communication System: UID 0, 5.2G WiFi (0); Frequency: 5200 MHz; Duty Cycle: 1:1

Medium parameters used: $f = 5200 \text{ MHz}$; $\sigma = 4.563 \text{ S/m}$; $\epsilon_r = 36.615$; $\rho = 1000 \text{ kg/m}^3$

Phantom section: Flat Section

DASY5 Configuration:

- Probe: EX3DV4 - SN7522; ConvF(5.2, 5.2, 5.2) @ 5200 MHz;
- Sensor-Surface: 2mm (Mechanical Surface Detection)
- Electronics: DAE4 Sn1562; Calibrated: 3/3/2020
- Phantom: SAM-Twin V8.0 P1aP2a; Type: QD 000 P41 AA ; Serial: 1962
- Measurement SW: DASY52, Version 52.10 (2);

Body Right/WLAN 5.2G 802.11a Mid 2/Area Scan (101x101x1): Interpolated grid: $dx=1.000 \text{ mm}$, $dy=1.000 \text{ mm}$

Maximum value of SAR (interpolated) = 0.115 W/kg

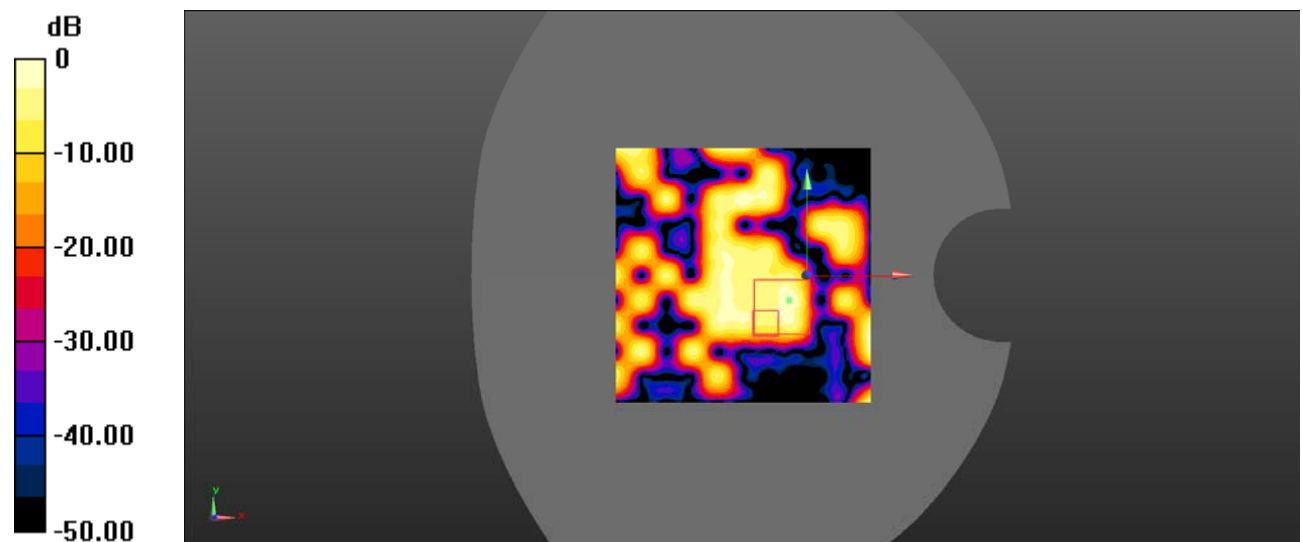
Body Right/WLAN 5.2G 802.11a Mid 2/Zoom Scan (8x8x16)/Cube 0: Measurement grid: $dx=4\text{mm}$, $dy=4\text{mm}$, $dz=2\text{mm}$

Reference Value = 2.792 V/m; Power Drift = 0.01 dB

Peak SAR (extrapolated) = 0.273 W/kg

SAR(1 g) = 0.012 W/kg; SAR(10 g) = 0.00121 W/kg

Maximum value of SAR (measured) = 0.111 W/kg



0 dB = 0.111 W/kg = -9.55 dBW/kg

Test Plot 127#:

DUT: Ultimate; Type: Ultimate DragonX; Serial: RSZ201224003-SA-S1;

Communication System: UID 0, 5.2G WiFi (0); Frequency: 5200 MHz;Duty Cycle: 1:1

Medium parameters used: $f = 5200 \text{ MHz}$; $\sigma = 4.563 \text{ S/m}$; $\epsilon_r = 36.615$; $\rho = 1000 \text{ kg/m}^3$

Phantom section: Flat Section

DASY5 Configuration:

- Probe: EX3DV4 - SN7522; ConvF(5.2, 5.2, 5.2) @ 5200 MHz;
- Sensor-Surface: 2mm (Mechanical Surface Detection)
- Electronics: DAE4 Sn1562; Calibrated: 3/3/2020
- Phantom: SAM-Twin V8.0 P1aP2a; Type: QD 000 P41 AA ; Serial: 1962
- Measurement SW: DASY52, Version 52.10 (2);

Body Top/WLAN 5.2G 802.11a Mid 2 2/Area Scan (101x101x1): Interpolated grid: $dx=1.000 \text{ mm}$, $dy=1.000 \text{ mm}$

Maximum value of SAR (interpolated) = 0.100 W/kg

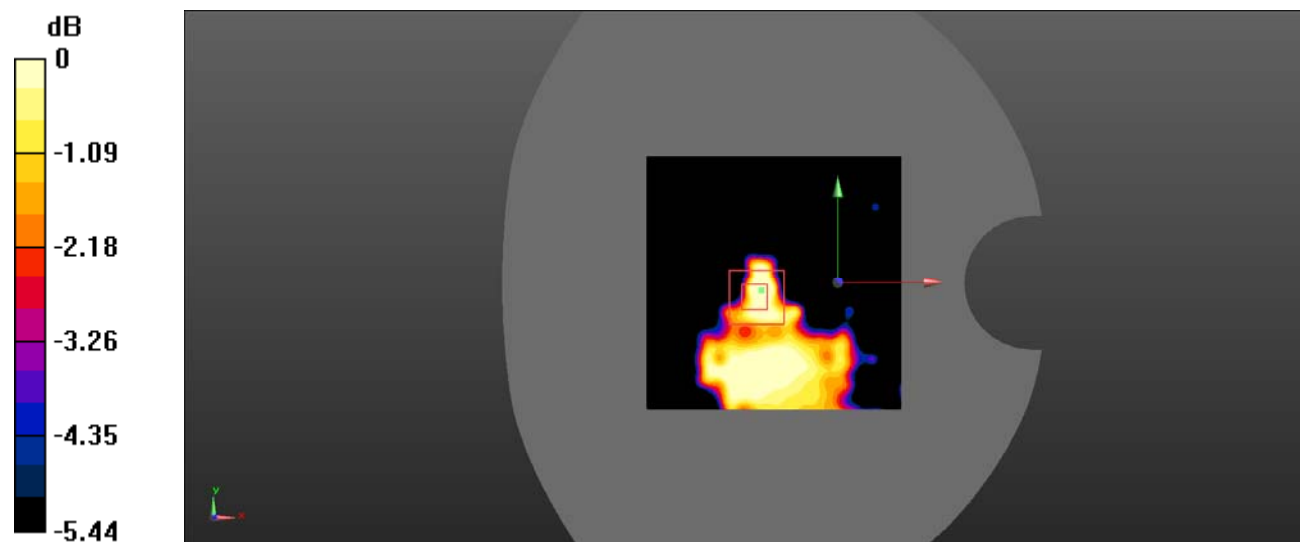
Body Top/WLAN 5.2G 802.11a Mid 2 2/Zoom Scan (8x8x12)/Cube 0: Measurement grid: $dx=4\text{mm}$, $dy=4\text{mm}$, $dz=2\text{mm}$

Reference Value = 2.864 V/m; Power Drift = 0.16 dB

Peak SAR (extrapolated) = 0.336 W/kg

SAR(1 g) = 0.036 W/kg; SAR(10 g) = 0.013 W/kg

Maximum value of SAR (measured) = 0.0713 W/kg



0 dB = 0.0713 W/kg = -11.47 dBW/kg