


Appendix D






Photographs

1. SAR measurement System
2. Photographs of Tissue Simulate Liquid
3. Photographs of EUT test position
4. EUT Constructional Details


1. SAR measurement System



2. Photographs of Tissue Simulate Liquid

<p>Photo 1: Tissue Simulant Liquid for Head 835</p>	<p>Photo 2: Tissue Simulant Liquid for Head 1900</p>
	
<p>Photo 3: Tissue Simulant Liquid for Head 2300</p>	<p>Photo 4: Tissue Simulant Liquid for Head 2450</p>
	
<p>Tissue Simulant Liquid for Head 2600</p>	
	

3. Photographs of EUT test position



4. EUT Constructional Details

Details please Refer to the <External Photos> & <Internal Photos>.