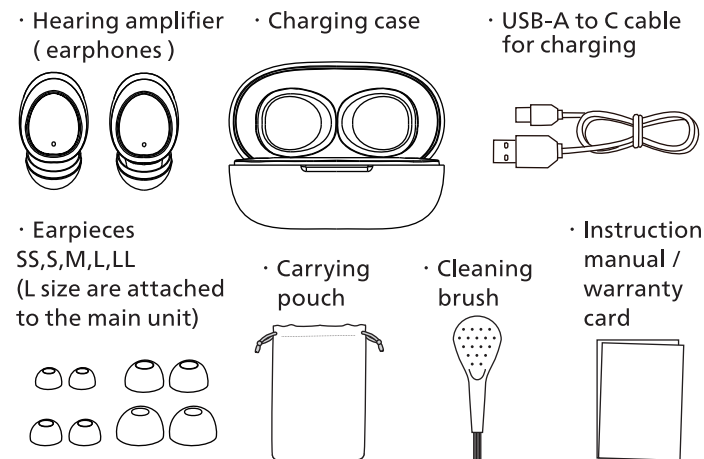


cheero Wireless Hearing Amplifier CHE-S-001

User Manual

English ver.

Main unit and accessories



Safety Precautions

This section explains the precautions that must be taken to prevent injury to persons and damage to property.

●The following descriptions classify the degree of harm or damage that may occur if the product is used incorrectly.

⚠ DANGER:	Indicates a potentially hazardous situation that could result in death or serious injury.
⚠ WARNING:	Indicates a potentially hazardous situation that could result in death or serious injury.
⚠ CAUTIONS:	Indicates a potentially hazardous situation that could result in minor injury or property damage.

●The following symbols are used to explain the contents that must be observed. (The following is an example of the symbols.)

⚠ Cautions	🚫 What you must not do	🛑 What you must do
-------------------	-------------------------------	---------------------------

⚠ DANGER

■ About the battery

This unit contains a lithium-ion battery. To avoid overheating, ignition, leakage, etc., be sure to observe the following precautions.

- 🚫 **If you notice any unusual odor, heat generation, distortion, or discoloration, do not continue using the product.**
Doing so may cause overheating, rupture, or ignition.
- 🚫 **Do not disassemble or modify the product.**
Doing so may cause overheating, fire, or electric shock.
- 🚫 **Do not put the battery in a fire, charge it near a fire or leave it in a hot place.**
Doing so may cause the battery to rupture or leak, resulting in fire, injury, or stains around the product.
- 🚫 **Do not continue to use the product if the electrolyte is leaking.**
Doing so may cause overheating, rupture, or ignition.

⚠ WARNING

Discontinue use immediately if any of the following occur

- 🛑 **When skin irritation, eczema, or other skin problems occur during use of this product.**
*If you experience any hearing problems while using this product. If left untreated, the symptoms may worsen.

The following persons should seek medical advice before using this product

- 🛑 **When used by a child.**
- 🛑 **When used by a person who is undergoing or has undergone ear treatment.**
It may cause accidents or physical problems.

Do not use the product while it is malfunctioning, and turn off the power immediately if any abnormality occurs

- 🛑 ***Smoke is coming out, or there is a strange smell or sound.**
- 🛑 ***Dropped this product.**
*Water has gotten inside the unit.
Using the unit under such abnormal conditions may cause fire or electric shock.

Do not use the unit louder than necessary.

- 🚫 **When using this unit, be careful not to turn the volume up too high. Continued use of the unit at a loud volume that irritates the ears may result in hearing damage.**

Do not operate bicycles, motorcycles, automobiles, or machinery.

- 🚫 **Do not use the product while driving or in other dangerous places such as railroad crossings, station platforms, roadways, construction sites, etc., where it may be dangerous not to be able to hear the surrounding noise.**

- 🚫 **Do not use or store the product within the reach of small children.**
Doing so may cause electric shock, injury, or accidental ingestion.

Do not expose it to water.

- 🚫 **Although the earphone part of this unit is a jet-proof system (no harmful effects even if directly exposed to a jet of water), please be careful of the following**
*Do not submerge the earphones in a bath or swimming pool.
*Do not expose it to strong jets of water.

Do not place the unit where it will be exposed to steam or water

- 🚫 **The main unit is not waterproof and drip-proof, so if a drop of water or liquid gets into the unit, it may cause fire or electric shock.**
*Do not use the unit in humid places such as bathrooms or changing rooms.
*Do not place it near a cooking stove or humidifier.
*Do not use the product where it will be exposed to rain or snow.

Clean the USB-C input port regularly

- 🛑 **Dust and other debris on the USB-C input port may cause a fire. Disconnect the charging cable and remove dust with a dry cloth.**

If electrolyte leaks, do not touch the liquid with bare hands.

- 🚫 **If leakage of electrolyte occurs, please contact your dealer or our customer support. If electrolyte leaks, do not touch the liquid with bare hands. If the liquid gets into your eyes, there is a risk of blindness, so do not rub your eyes and rinse them immediately with plenty of clean water, then consult a doctor immediately.**

■ USB-A to C cable for charging

Do not damage the charging cable.

- 🚫 ***Do not place heavy objects on the cable.**
- 🚫 ***Do not damage or modify the cable.**
- 🚫 ***Do not put it near or heat it with a heat source.**
- 🚫 **If the charging cable is damaged (exposed core wire, broken wire, etc.), stop using it. Using it as it is may cause fire or electric shock.**

Do not bend the charging cable at a sharp angle, twist it forcibly, pull it, or apply excessive force

- 🚫 **Doing so may damage the internal wires or terminals, resulting in fire or electric shock.**

If lightning starts during charging, do not touch the charging cable.

- 🚫 **Doing so may cause electric shock.**

■ About radio waves

If you have a pacemaker or defibrillator, keep a distance of at least 15 cm between the device and the pacemaker or defibrillator.

- 🛑 **Radio waves may affect the operation of the pacemaker.**

Turn this unit off in crowded places such as crowded cars where there is a possibility of people with pacemakers being in the vicinity.

- 🛑 **Doing so may cause radio waves to affect the operation of the pacemaker or other devices.**

Turn off this unit when bringing it into an area where the use of radio waves is prohibited, such as inside a hospital or other medical institution building, near medical equipment, or on a flying machine.

- 🛑 **The radio wave may affect the product and cause an accident due to malfunction.**

Do not use near automatic control devices such as automatic doors, fire alarms, etc.

- 🚫 **Radio waves may affect this product, resulting in an accident due to malfunction.**

⚠ CAUTIONS

Do not turn up the volume too high.

- 🚫 **If the volume is turned up too high from the beginning, a loud sound may suddenly emerge and damage your ears. Please increase the volume gradually.**

Discontinue use if the product does not fit your skin.

- 🛑 **The support holder part that directly touches the skin is made of silicone rubber, which may cause allergic reactions.**

Disconnect the charging cable when moving the device.

- 🛑 **For safety reasons, disconnect the charging cable before moving the product, as the USB port and USB cable may be damaged.**

Do not use the product in temperatures other than 0~40°C.

- 🚫 **Doing so may cause the built-in battery to leak, overheat, or explode.**

When heat is generated, disconnect the charging cable and leave it for a while.

- 🛑 **Failure to do so may cause overheating or fire.**

Do not use or store the product in the presence of pets.

- 🚫 **After use, store the product in a place where pets cannot touch it, as this may cause electric shock, injury, or accidental ingestion.**

Keep credit cards, bank books, and other magnetic products away from the product.

- 🚫 **Magnetic fields may cause credit cards and bankbooks to become inoperable or data to be lost.**

Always remove this product when undergoing MRI (magnetic resonance imaging) diagnosis.

- 🛑 **Failure to do so may result in malfunction.**

■ About radio waves

In the frequency band (2.4GHz) used by this product, industrial, scientific and medical equipment such as microwave ovens, etc., as well as in-flight radio stations for identification of moving objects used in production lines at factories that require a license, specified low power radio stations that do not require a license and amateur radio stations that require a license are operated. In order to prevent any results from being transmitted to or from other equipment, please use this product with the utmost caution in the following points.

- 🛑 **Before using this unit, please check that no other radio stations are being used nearby. If an incident of harmful radio wave interference occurs from this product to other radio stations, immediately stop use of this product.**

- 🛑 **Wireless communication with all Bluetooth compatible products is not guaranteed. For compatibility between this unit and Bluetooth compatible devices, please refer to the instruction manual attached to each Bluetooth compatible device or contact the retailer.**


- 🛑 **In some countries, the use of Bluetooth compatible devices may be restricted. Please contact your local authorities regarding the use of Bluetooth compatible devices.**

- 🛑 **Please refer to the separate "Quick Start Guide" for instructions on how to use the hearing amplifier mode. This paper explains how to use the wireless earphone mode.**

Connecting with smartphone to enjoy phone calls and music

To connect and use this hearing amplifier with a smartphone, it is necessary to pair it with a smartphone only once at first. Please confirm how to turn on Bluetooth on smartphone etc. beforehand.

- Take out earphones from the charging case and make sure they are turned on. After about 10 seconds, the hearing amplifier mode will start and the multi-indicator on one ear will flash blue and white alternately. If the power is not on, please charge the battery.
- Turn on the Bluetooth setting function of your smartphone or other device. Select "CHE-S-001" displayed on the screen of your smartphone.



When the connection is complete, a "ping" sound will be heard and the multi-indicator will turn off.

- * If the Bluetooth setting is disabled (off), pairing will be canceled, a "ping" sound will be played and the multi-indicator on the other ear will blink alternately blue and white to indicate pairing mode.

- When you operate a smartphone or other device to play music or video, it will automatically switch to voice playback mode in a few seconds and sound will be played from earphones.

- * When you stop playing music, it will automatically switch back to hearing amplifier mode in a few seconds.

- * When the last paired smartphone or other device is turned on and the Bluetooth setting is enabled and nearby, simply remove earphones from the charging case and they will automatically reconnect to the last paired smartphone or other device.

- * If the connection with the smartphone does not work, please put the earphones back in the charging case and take them out again.

- * If you wish to disconnect the Bluetooth connection, disable the Bluetooth setting on your smartphone or other device.

Operation in music playback mode

If your smartphone or other device supports AVRCP, the following operations can be performed during music playback by tapping the multi-function keys.

- * The operation may differ depending on the application used.

- (L)** Double tap: Play/Stop
Triple tap: previous song (back to the beginning of the song)

- (R)** Double tap: Play/Stop
Triple tap: next song

- * Long-pressing either left or right activates the voice assistant.

Making a phone call

If a smartphone or other device is connected with the product, it is possible to make a call when a phone call comes in.

During an incoming call, the following operations can be performed by tapping on the main body of the phone.

- During an incoming call** Single tap: Start call
Double tap: Hang up incoming call

- During phone call** Double tap: End call

- * Tapping either the left or right sound collector can be used.

- * In some smartphone models, you may not be able to operate the above by tapping on the sound collector itself.

- * Ringtones are usually heard from cell phones and smartphones. If you do not want to hear call tones from them, please set your phone to silent mode. (Some models may or may not emit call tones from the main body of the sound collector when in silent mode).

Delete connection record with smartphones and other devices (reset)

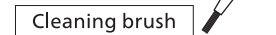
If you no longer know which smartphone or other device you have connected to, or if pairing does not work, please perform the following operations to delete the connection record.

- Disable the Bluetooth settings on the smartphone or other device.
- Remove the earphones from the charging case, and after the hearing amplifier mode starts, confirm that the indicator on either side of earphones is blinking alternately in blue and white.
* If both indicators are off at this point, the device is already connected to a smartphone or other device, so disable the Bluetooth settings on the smartphone or other device. If you do not know which device is connected, disconnect the Bluetooth connection by leaving the area, etc.
- Press and hold down the multi-function keys on both the left and right sound collector bodies, the indicators will light up blue then white, then turn off, and the power will turn off.
(At this point, the recordings have been deleted.)
- Store earphones in the charging case.
- Check the instructions above under "Connecting with smartphone to enjoy phone calls and music" and pair it with a smartphone or other device.

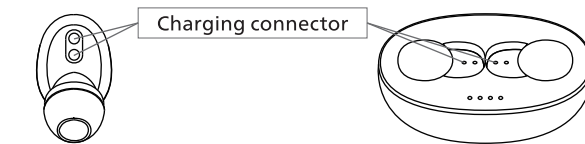
Daily care

To ensure long use of the product, please take care of it after use as follows.

Check to see if there are any foreign objects attached to earphones, and if so, gently remove them with a soft dry cloth or the supplied cleaning brush.



Gently clean the charging terminal (metal part) of the charging case and earphones with a soft dry cloth or the supplied cleaning brush.



About Trademarks

▲ All other trademarks and trade names are the property of their respective owners.

Declaration of Conformity

CE This product complies with the EMC Directive 2014/30/EU, the LVD Directive 2014/35/EU, Erp Directive 2009/125/EC and RoHS Directive 2011/65/EU and revise directive(EU) 2015/863.

FCC Information

FCC Statement
This device complies with Part 15 of the FCC Rules. Operation is subject to the following two conditions: (1) This device may not cause harmful interference, and (2) This device must accept any interference received, including interference that may cause undesired operation.
Warning: Changes or modifications not expressly approved by the party responsible for compliance could void the user's authority to operate the equipment.
Note: This equipment has been tested and found to comply with the limits for a Class B digital device, pursuant to Part 15 of the FCC Rules. These limits are designed to provide reasonable protection against harmful interference in a residential installation.
This equipment generates, uses, and can radiate radio frequency energy and, if not installed and used in accordance with the instructions, may cause harmful interference to radio communications. However, there is no guarantee that interference will not occur in a particular installation. If this equipment does cause harmful interference to radio or television reception, which can be determined by turning the equipment off and on, the user is encouraged to try to correct the interference by one or more of the following measures: (1) Reorient or relocate the receiving antenna. (2) Increase the separation between the equipment and receiver. (3) Connect the equipment into an outlet on a circuit different from that to which the receiver is connected. (4) Consult the dealer or an experienced radio/TV technician for help.
FCC ID: 2AVJF-CHE-S-001

Product Specifications

Hearing amplifier (earphones)

Size	Approx. 25 x 15 x 20 mm (excluding earpiece)
Weight	Approx. 4g (single ear)
Input	5V/50mA
Charging Time	Approx. 2 hours
Battery Capacity	60mAh/3.7V
Continuous Use Time	*Approx. 13 hours (*Music: Approx. 8 hours)
Maximum Sound Gain	33dB

* May vary depending on usage conditions.

Charging case

Size	Approx. 60 x 33 x 31 mm
Weight	Approx. 26g
Input	5V/1A (USB-C)
Charging Time	Approx. 2 hours
Battery capacity	350mAh/3.7V

Contact Information

If you have any problems with the product, please contact us at the address below with the details of the problem and the store where you purchased the product. If you have an order number, please inform us of the order number as well.

Contact : TRA Company Ltd. / Cheero International Ltd.
E-mail : love@cheero.jp

Warranty

- This warranty card is for the Wireless Hearing Amplifier CHE-S-001 and earphones.
- This warranty does not cover damage or loss of music, other data, or various memory contents that may occur during use.
 - If a defect occurs during the warranty period under normal use in accordance with the instruction manual and other notes, the product will be replaced with an equivalent product by presenting or sending this document.
 - The delivery note (showing the order number) is required for the warranty, so please keep it with the warranty card.
 - This warranty card will not be reissued, so please keep it in a safe place.
 - The warranty does not cover the following cases even within the warranty period.
 - *Malfunction or damage due to improper use, modification, or improper repair.
 - *Malfunction or damage due to transportation, drop, shock, etc. after purchase.
 - *Malfunction or damage due to improper storage or preservation.
 - *Failure or damage due to fire, earthquake, flood, lightning, other natural disasters, pollution, smoke damage, etc.
 - *Failure to present this document
 - *Any other malfunction or damage for which the Company is not considered responsible.

Warranty period	One year from the date of purchase
Date of purchase	Wireless Hearing Amplifier CHE-S-001
Product name	Year Month Day

TRA Company Ltd.
Address: 6-6 Kitahama-higashi, Chuo-ku, Osaka, Japan