

1. Photo of Power Line Conducted Emission Measurement

M1



M2




M3




2. Photo of Radiated Emission Measurement Below 30MHz


M1



M2




M3




3. Photo of Radiated Emission Measurement 30MHz - 1GHz


M1



M2



M3




4. Photo of MPE Measurement


M1
Position A




Position B




Position C




Position D



Position E




M2
Position A




Position B



Position C



Position D




Position E




M3
Position A



Position B



Position C



Position D



Position E

