

**FCC Part 15.247****Test Information:**

<b>Serial No.:</b>	2GJV_2	<b>Test Date:</b>	2024/02/06
<b>Test Site:</b>	RF	<b>Test Mode:</b>	Transmitting
<b>Tester:</b>	Chin	<b>Test Result:</b>	Pass

**Environmental Conditions:**

<b>Temperature:</b> (°C)	22.4	<b>Relative Humidity:</b> (%)	49	<b>ATM Pressure:</b> (kPa)	101.4
-----------------------------	------	----------------------------------	----	-------------------------------	-------

**Test Equipment List and Details:**

Manufacturer	Description	Model	Serial Number	Calibration Date	Calibration Due Date
R&S	Spectrum Analyzer	FSU26	200256	2023/03/31	2024/03/30
zhuoxiang	Coaxial Cable	SMA-178	211001	Each time	N/A
eastsheep	Coaxial Attenuator	2W-SMA-JK-18G	21060301	Each time	N/A

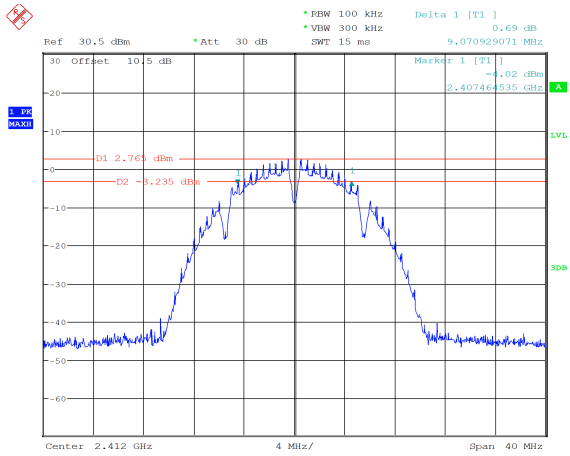
\* Statement of Traceability: China Certification ICT Co., Ltd (Dongguan) attests that all calibrations have been performed, traceable to National Primary Standards and International System of Units (SI).

**6dB Emission Bandwidth**

<b>Mode</b>	<b>Value (MHz)</b>	<b>Limit (MHz)</b>	<b>Result</b>
b_2412MHz_Chain 0	9.071	0.5	Pass
b_2437MHz_Chain 0	9.151	0.5	Pass
b_2462MHz_Chain 0	8.671	0.5	Pass
g_2412MHz_Chain 0	16.464	0.5	Pass
g_2437MHz_Chain 0	16.464	0.5	Pass
g_2462MHz_Chain 0	16.464	0.5	Pass
n20_2412MHz_Chain 0	17.702	0.5	Pass
n20_2437MHz_Chain 0	17.662	0.5	Pass
n20_2462MHz_Chain 0	17.662	0.5	Pass
n40_2422MHz_Chain 0	36.044	0.5	Pass
n40_2437MHz_Chain 0	35.884	0.5	Pass
n40_2452MHz_Chain 0	36.284	0.5	Pass

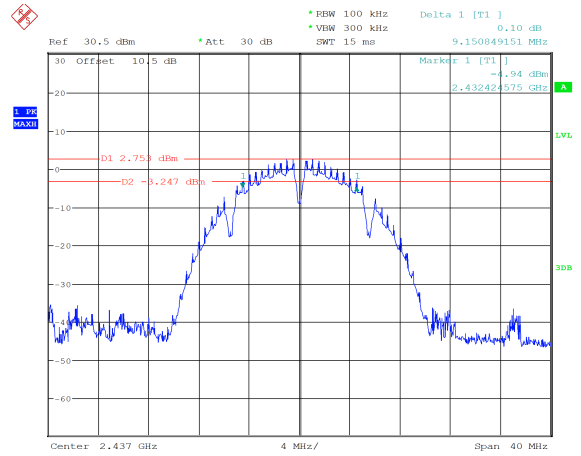
2.4G

b\_2412MHz\_Chain 0 9.071 MHz



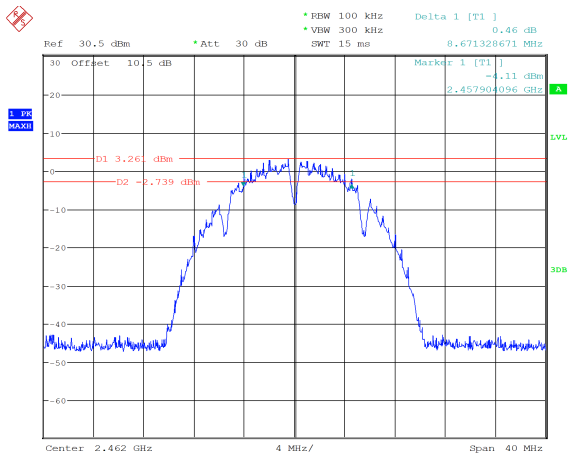
ProjectNo.:CR240102704-RF Tester:Chin  
 Date: 6.FEB.2024 10:40:38

b\_2437MHz\_Chain 0 9.151 MHz



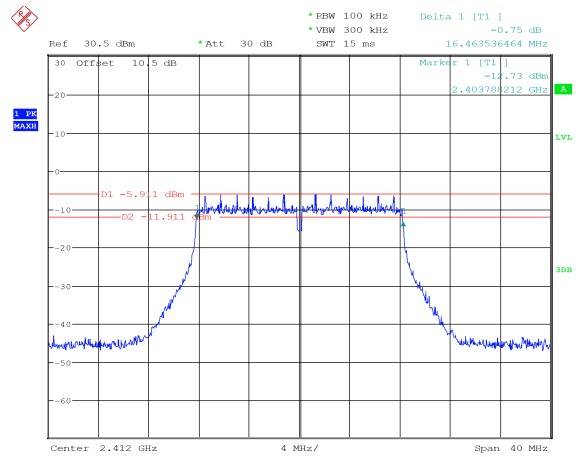
ProjectNo.:CR240102704-RF Tester:Chin  
 Date: 6.FEB.2024 10:42:27

b\_2462MHz\_Chain 0 8.671 MHz



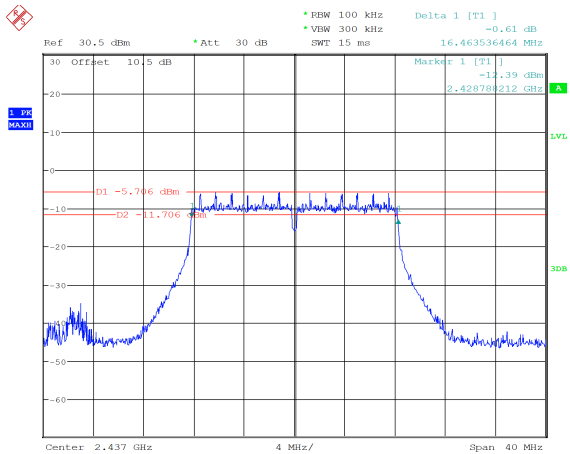
ProjectNo.:CR240102704-RF Tester:Chin  
 Date: 6.FEB.2024 10:44:54

g\_2412MHz\_Chain 0 16.464 MHz



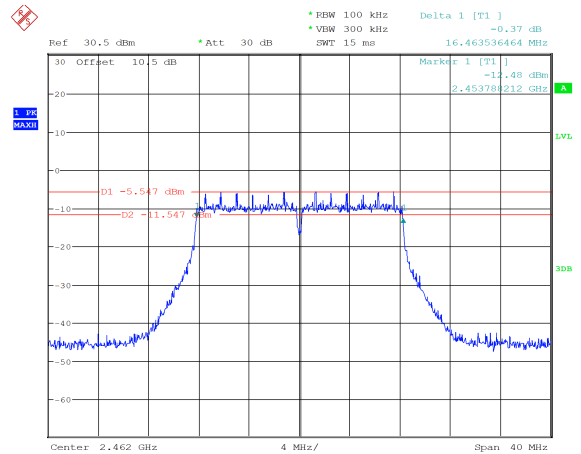
ProjectNo.:CR240102704-RF Tester:Chin  
 Date: 6.FEB.2024 10:47:27

g\_2437MHz\_Chain 0 16.464 MHz



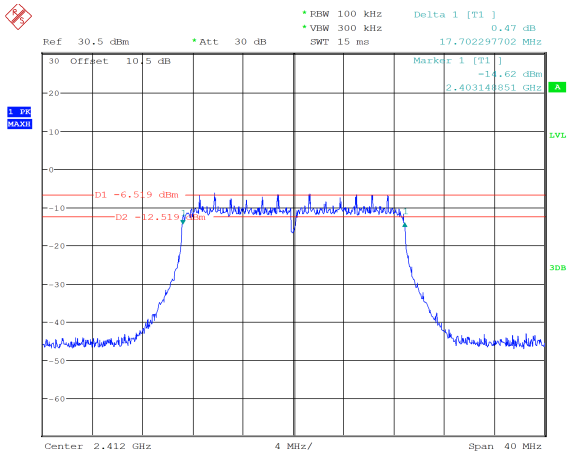
ProjectNo.:CR240102704-RF Tester:Chin  
 Date: 6.FEB.2024 10:48:55

g\_2462MHz\_Chain 0 16.464 MHz



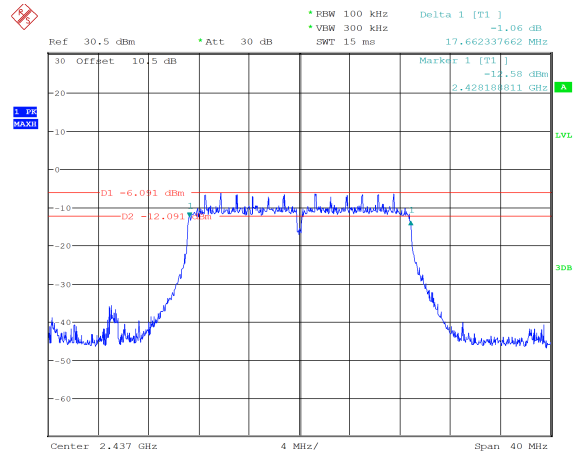
ProjectNo.:CR240102704-RF Tester:Chin  
 Date: 6.FEB.2024 10:51:40

n20\_2412MHz\_Chain 0 17.702 MHz



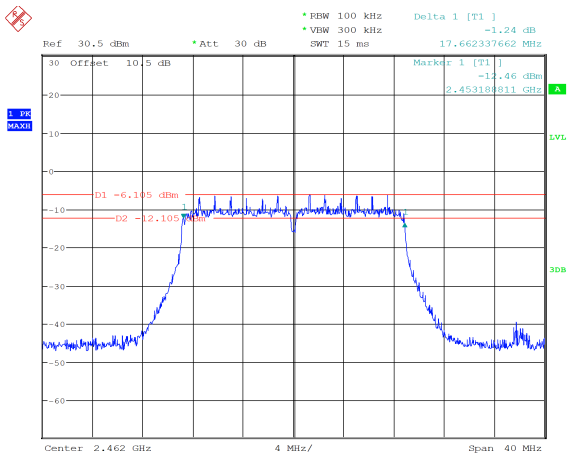
ProjectNo.:CR240102704-RF Tester:Chin  
 Date: 6.FEB.2024 10:54:35

n20\_2437MHz\_Chain 0 17.662 MHz



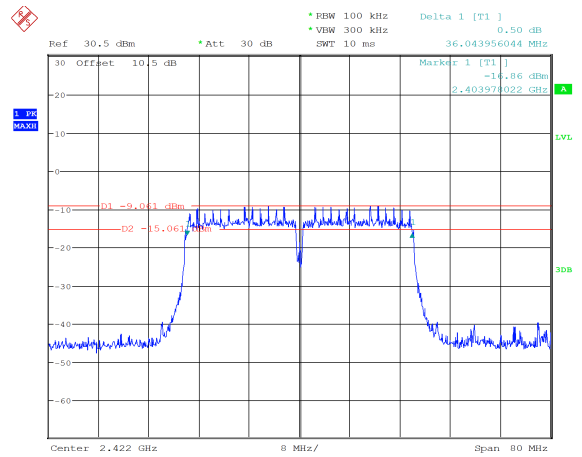
ProjectNo.:CR240102704-RF Tester:Chin  
 Date: 6.FEB.2024 10:58:27

n20\_2462MHz\_Chain 0 17.662 MHz



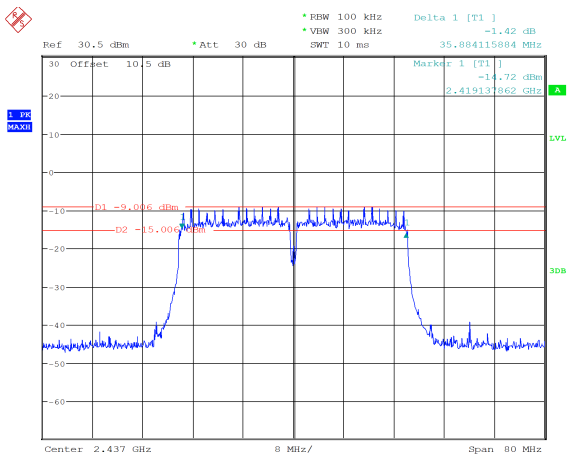
ProjectNo.:CR240102704-RF Tester:Chin  
 Date: 6.FEB.2024 11:01:07

n40\_2422MHz\_Chain 0 36.044 MHz



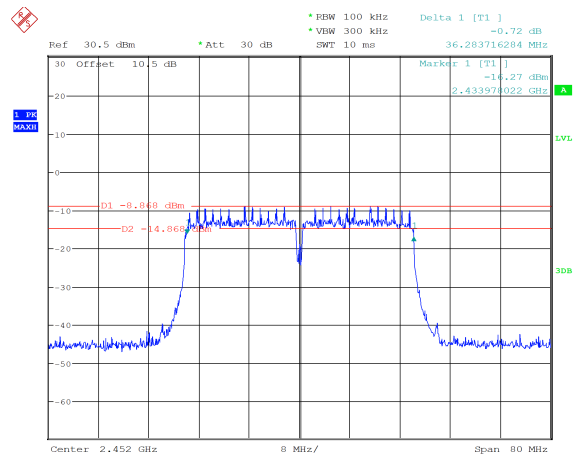
ProjectNo.:CR240102704-RF Tester:Chin  
 Date: 6.FEB.2024 11:03:46

n40\_2437MHz\_Chain 0 35.884 MHz



ProjectNo.:CR240102704-RF Tester:Chin  
 Date: 6.FEB.2024 11:05:10

n40\_2452MHz\_Chain 0 36.284 MHz



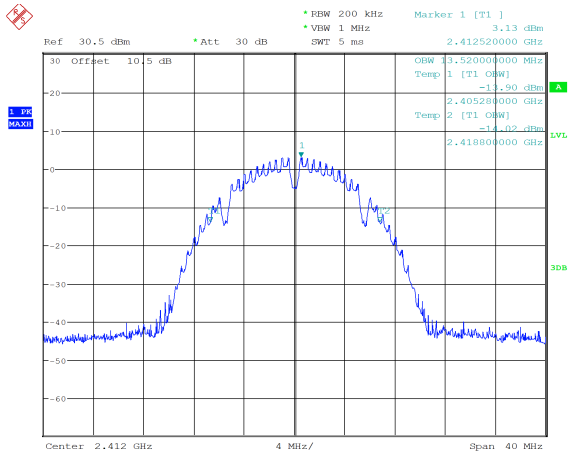
ProjectNo.:CR240102704-RF Tester:Chin  
 Date: 6.FEB.2024 11:07:49

**99% Occupied Bandwidth**

<b>Mode</b>	<b>99% OBW (MHz)</b>
b_2412MHz_Chain 0	13.520
b_2437MHz_Chain 0	13.520
b_2462MHz_Chain 0	13.440
g_2412MHz_Chain 0	16.640
g_2437MHz_Chain 0	16.680
g_2462MHz_Chain 0	16.720
n20_2412MHz_Chain 0	17.720
n20_2437MHz_Chain 0	17.760
n20_2462MHz_Chain 0	17.760
n40_2422MHz_Chain 0	36.400
n40_2437MHz_Chain 0	36.400
n40_2452MHz_Chain 0	36.320

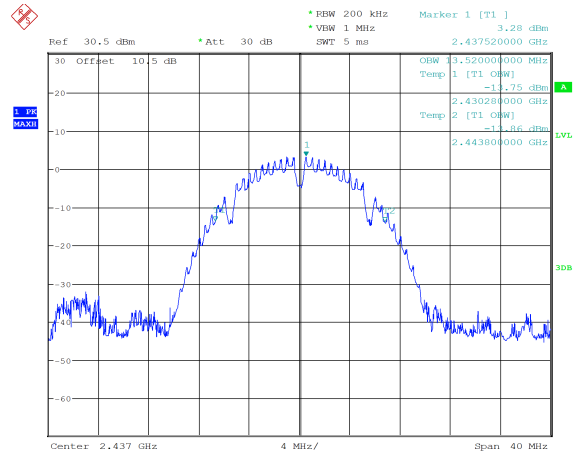
2.4G

b\_2412MHz\_Chain 0 13.520 MHz



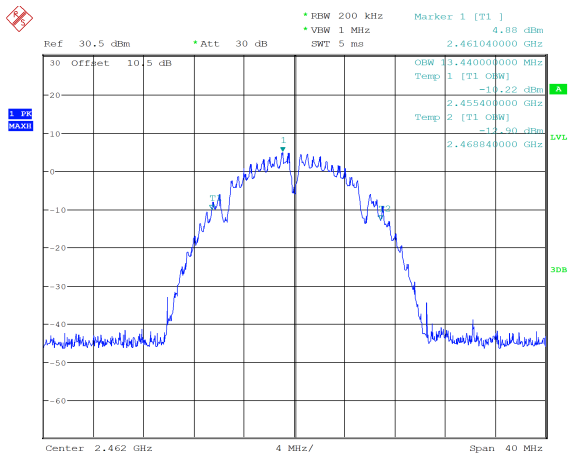
ProjectNo.:CR240102704-RF Tester:Chin  
 Date: 6.FEB.2024 10:40:54

b\_2437MHz\_Chain 0 13.520 MHz



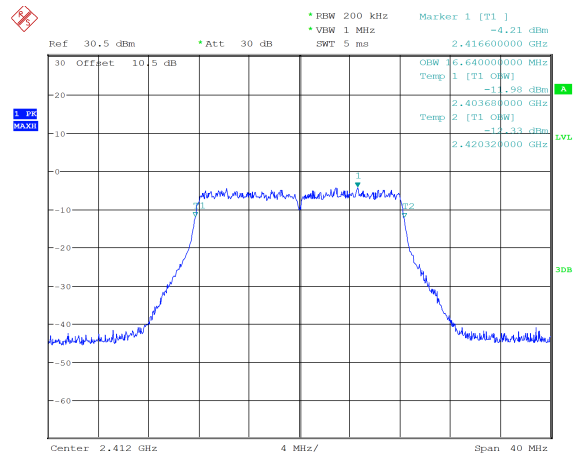
ProjectNo.:CR240102704-RF Tester:Chin  
 Date: 6.FEB.2024 10:42:42

b\_2462MHz\_Chain 0 13.440 MHz



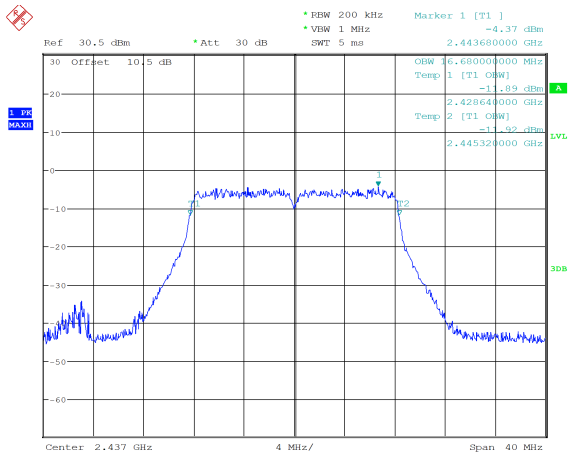
ProjectNo.:CR240102704-RF Tester:Chin  
 Date: 6.FEB.2024 10:45:08

g\_2412MHz\_Chain 0 16.640 MHz



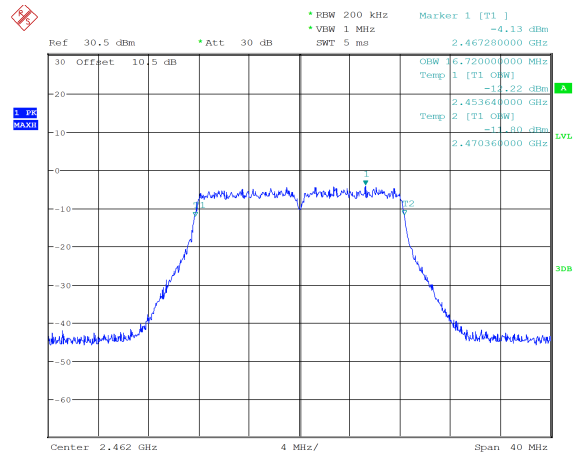
ProjectNo.:CR240102704-RF Tester:Chin  
 Date: 6.FEB.2024 10:47:48

g\_2437MHz\_Chain 0 16.680 MHz



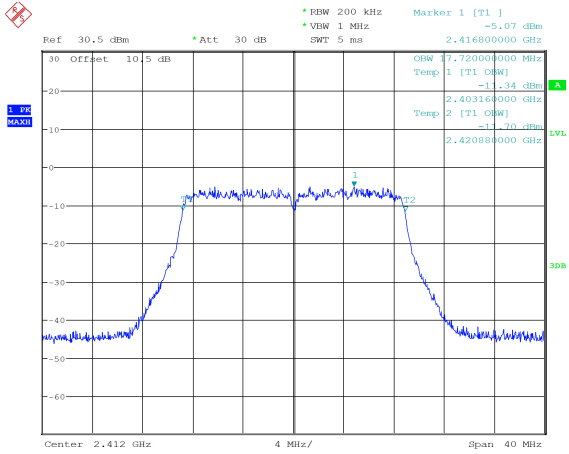
ProjectNo.:CR240102704-RF Tester:Chin  
 Date: 6.FEB.2024 10:49:12

g\_2462MHz\_Chain 0 16.720 MHz



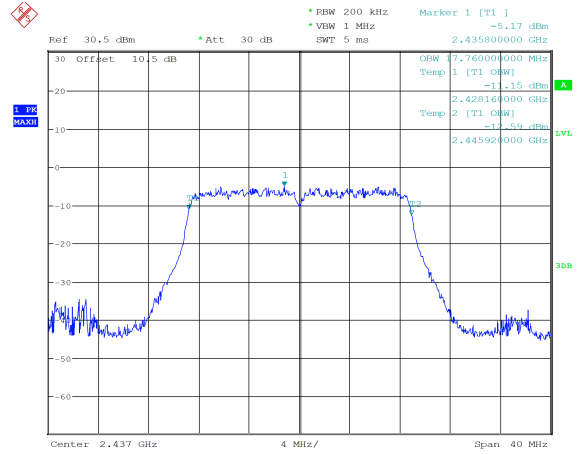
ProjectNo.:CR240102704-RF Tester:Chin  
 Date: 6.FEB.2024 10:51:57

n20\_2412MHz\_Chain 0 17.720 MHz



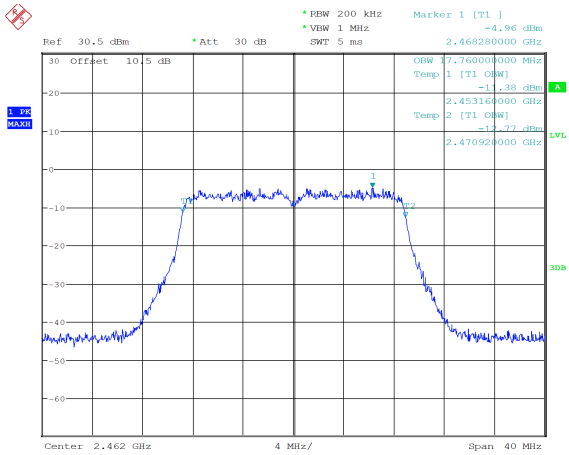
ProjectNo.:CR240102704-RF Tester:Chin  
Date: 6.FEB.2024 10:54:51

n20\_2437MHz\_Chain 0 17.760 MHz



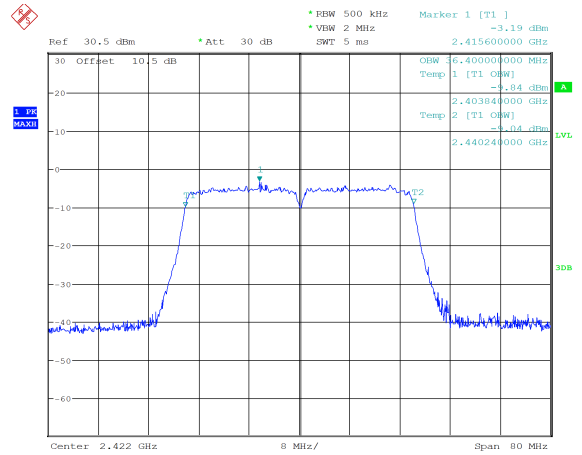
ProjectNo.:CR240102704-RF Tester:Chin  
Date: 6.FEB.2024 10:58:48

n20\_2462MHz\_Chain 0 17.760 MHz



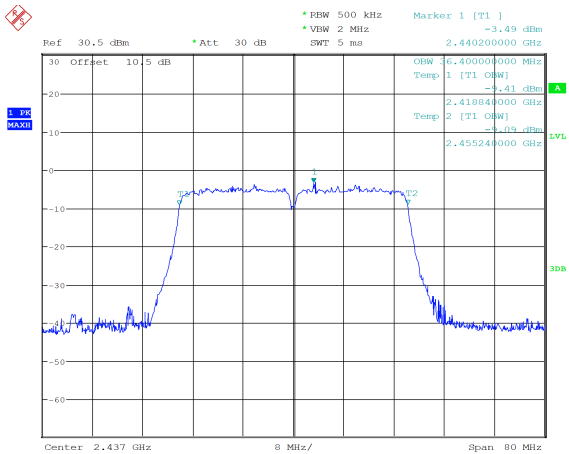
ProjectNo.:CR240102704-RF Tester:Chin  
Date: 6.FEB.2024 11:01:26

n40\_2422MHz\_Chain 0 36.400 MHz



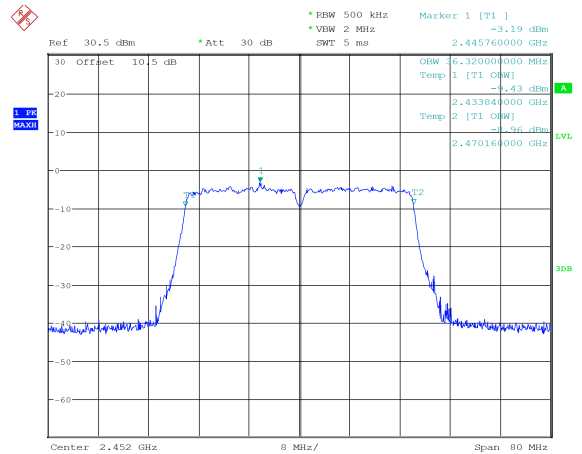
ProjectNo.:CR240102704-RF Tester:Chin  
Date: 6.FEB.2024 11:04:03

n40\_2437MHz\_Chain 0 36.400 MHz



ProjectNo.:CR240102704-RF Tester:Chin  
Date: 6.FEB.2024 11:31:37

n40\_2452MHz\_Chain 0 36.320 MHz



ProjectNo.:CR240102704-RF Tester:Chin  
Date: 6.FEB.2024 11:30:19

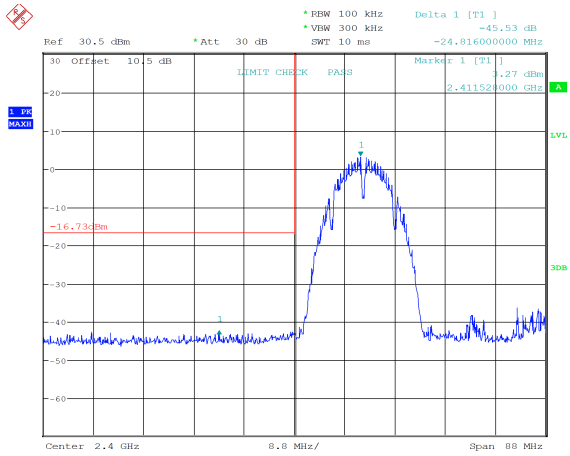
**100 kHz Bandwidth of Frequency Band Edge**

<b>Mode</b>	<b>Value (dB)</b>	<b>Limit (dB)</b>	<b>Result</b>
b_2412MHz_Chain 0	45.53	20.00	Pass
b_2462MHz_Chain 0	47.02	20.00	Pass
g_2412MHz_Chain 0	35.32	20.00	Pass
g_2462MHz_Chain 0	37.47	20.00	Pass
n20_2412MHz_Chain 0	35.75	20.00	Pass
n20_2462MHz_Chain 0	36.51	20.00	Pass
n40_2422MHz_Chain 0	32.23	20.00	Pass
n40_2452MHz_Chain 0	33.52	20.00	Pass



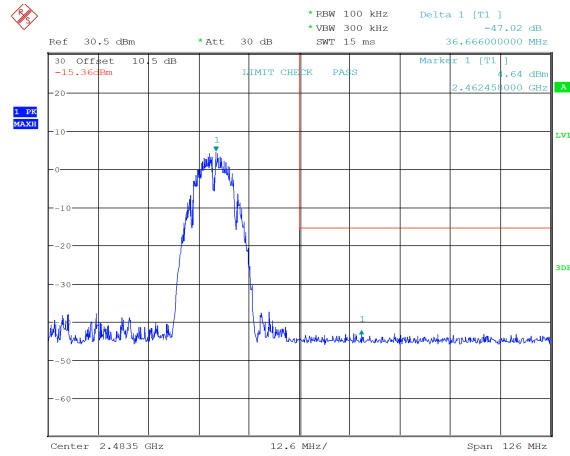
2.4G

b\_2412MHz\_Chain 0 45.53 dB



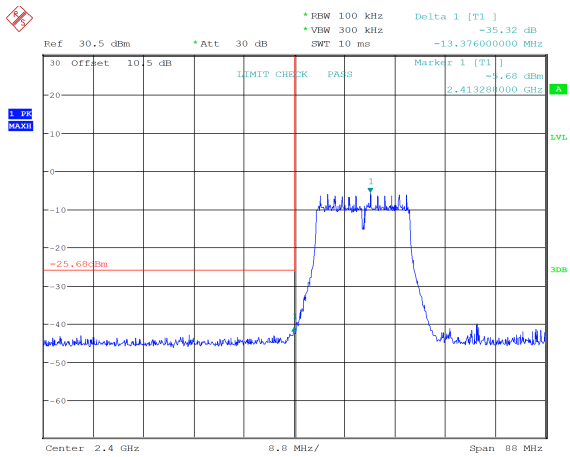
ProjectNo.:CR240102704-RF Tester:Chin  
 Date: 6.FEB.2024 11:37:19

b\_2462MHz\_Chain 0 47.02 dB



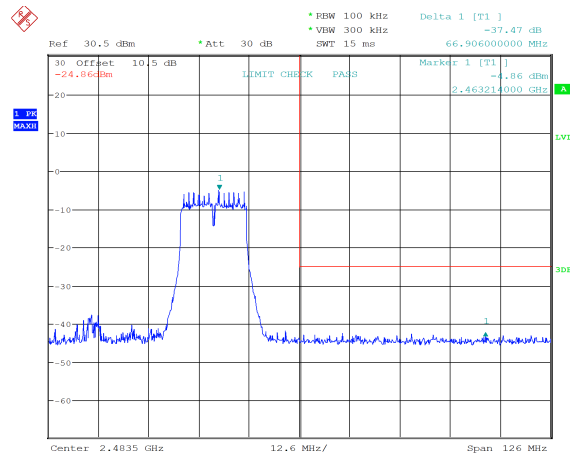
ProjectNo.:CR240102704-RF Tester:Chin  
 Date: 6.FEB.2024 10:44:36

g\_2412MHz\_Chain 0 35.32 dB



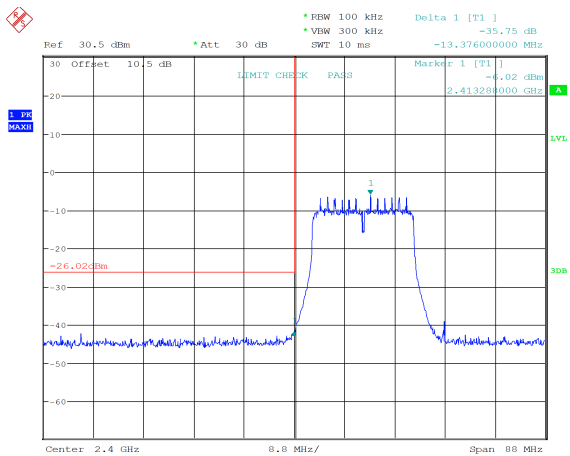
ProjectNo.:CR240102704-RF Tester:Chin  
 Date: 6.FEB.2024 10:47:06

g\_2462MHz\_Chain 0 37.47 dB



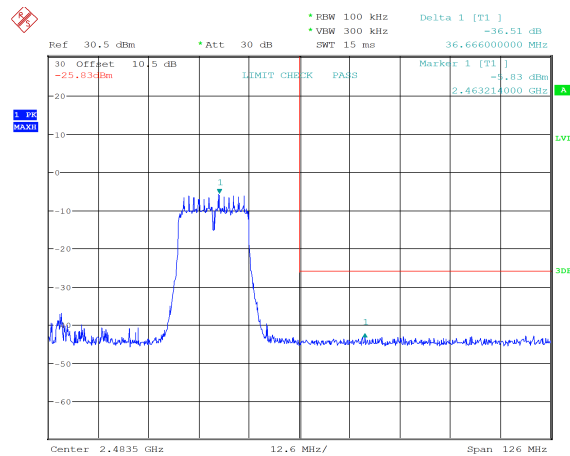
ProjectNo.:CR240102704-RF Tester:Chin  
 Date: 6.FEB.2024 11:35:39

n20\_2412MHz\_Chain 0 35.75 dB



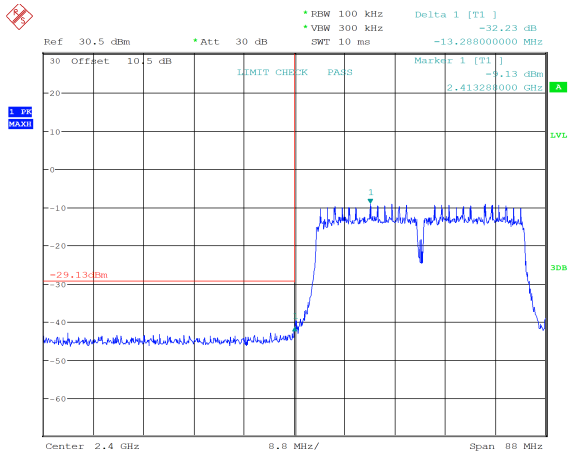
ProjectNo.:CR240102704-RF Tester:Chin  
 Date: 6.FEB.2024 10:54:15

n20\_2462MHz\_Chain 0 36.51 dB

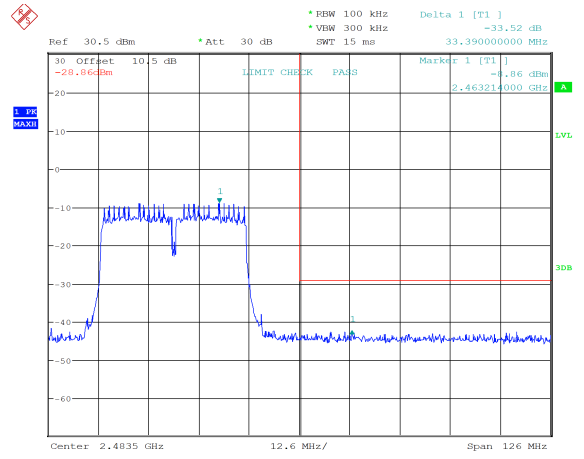


ProjectNo.:CR240102704-RF Tester:Chin  
 Date: 6.FEB.2024 11:00:45

n40\_2422MHz\_Chain 0 32.23 dB



n40\_2452MHz\_Chain 0 33.52 dB



ProjectNo.:CR240102704-RF Tester:Chin  
Date: 6.FEB.2024 11:03:26

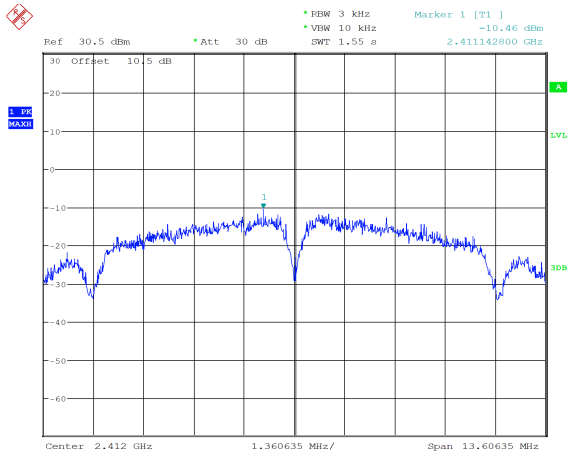
ProjectNo.:CR240102704-RF Tester:Chin  
Date: 6.FEB.2024 11:28:23

**Power Spectral Density**

<b>Mode</b>	<b>Value (dBm/3kHz)</b>	<b>Limit (dBm/3kHz)</b>	<b>Result</b>
b_2412MHz_Chain 0	-10.46	8.00	Pass
b_2437MHz_Chain 0	-11.64	8.00	Pass
b_2462MHz_Chain 0	-9.95	8.00	Pass
g_2412MHz_Chain 0	-19.11	8.00	Pass
g_2437MHz_Chain 0	-19.25	8.00	Pass
g_2462MHz_Chain 0	-19.67	8.00	Pass
n20_2412MHz_Chain 0	-20.65	8.00	Pass
n20_2437MHz_Chain 0	-19.62	8.00	Pass
n20_2462MHz_Chain 0	-21.05	8.00	Pass
n40_2422MHz_Chain 0	-22.56	8.00	Pass
n40_2437MHz_Chain 0	-22.36	8.00	Pass
n40_2452MHz_Chain 0	-22.36	8.00	Pass

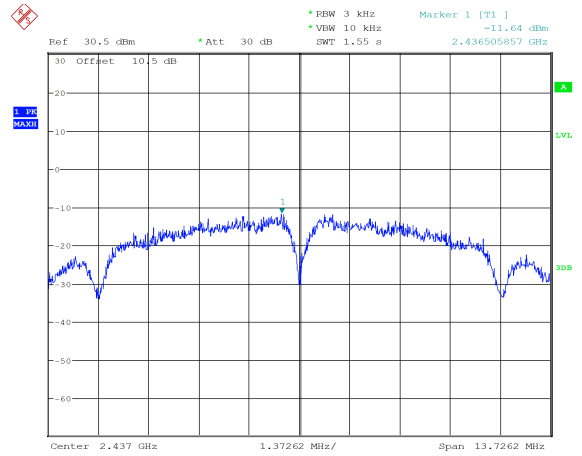
2.4G

b\_2412MHz\_Chain 0 -10.46 dBm/3kHz



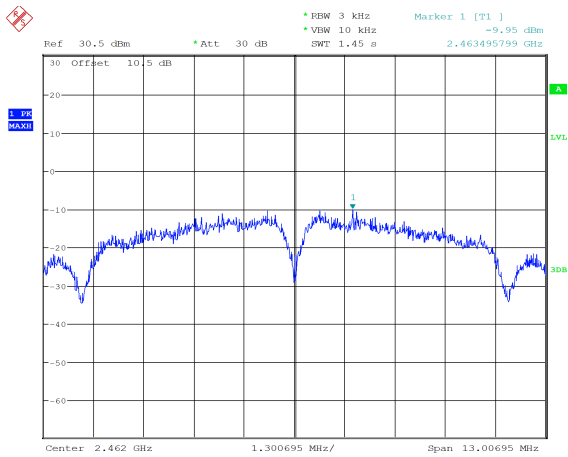
ProjectNo.:CR240102704-RF Tester:Chin  
Date: 6.FEB.2024 10:41:22

b\_2437MHz\_Chain 0 -11.64 dBm/3kHz



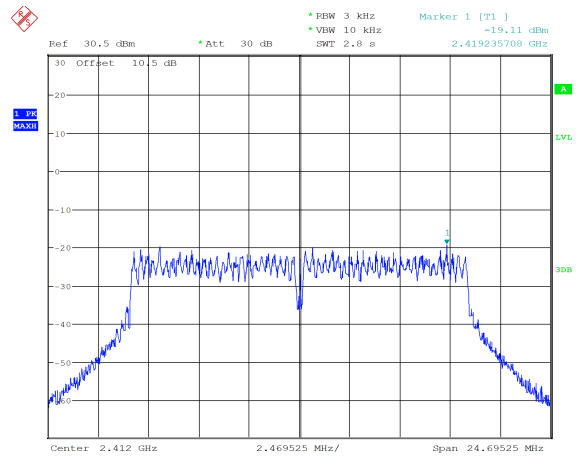
ProjectNo.:CR240102704-RF Tester:Chin  
Date: 6.FEB.2024 10:43:10

b\_2462MHz\_Chain 0 -9.95 dBm/3kHz



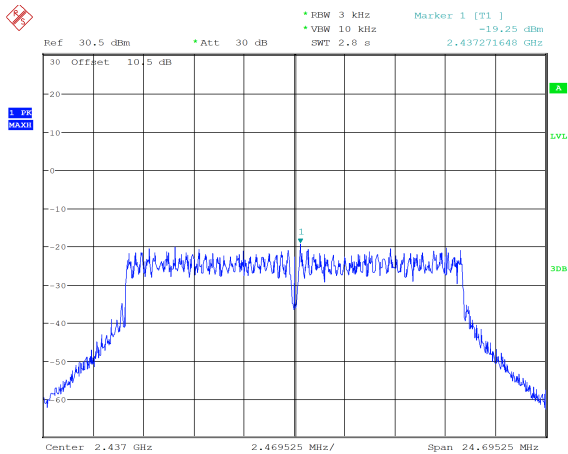
ProjectNo.:CR240102704-RF Tester:Chin  
Date: 6.FEB.2024 10:45:33

g\_2412MHz\_Chain 0 -19.11 dBm/3kHz



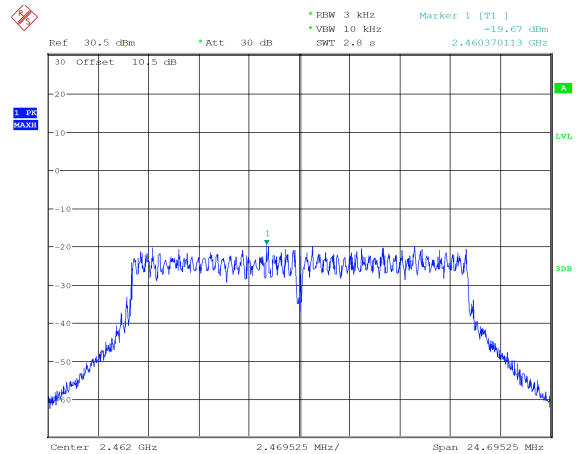
ProjectNo.:CR240102704-RF Tester:Chin  
Date: 6.FEB.2024 10:48:10

g\_2437MHz\_Chain 0 -19.25 dBm/3kHz



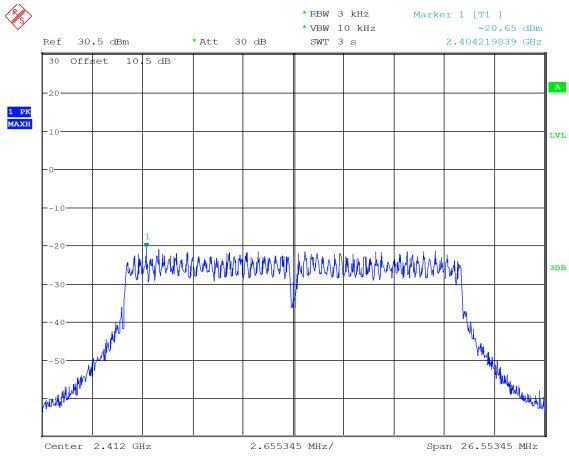
ProjectNo.:CR240102704-RF Tester:Chin  
Date: 6.FEB.2024 10:49:33

g\_2462MHz\_Chain 0 -19.67 dBm/3kHz



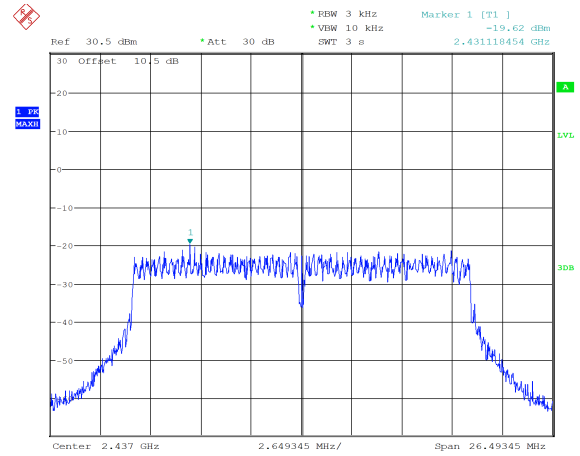
ProjectNo.:CR240102704-RF Tester:Chin  
Date: 6.FEB.2024 10:52:19

n20\_2412MHz\_Chain 0 -20.65 dBm/3kHz



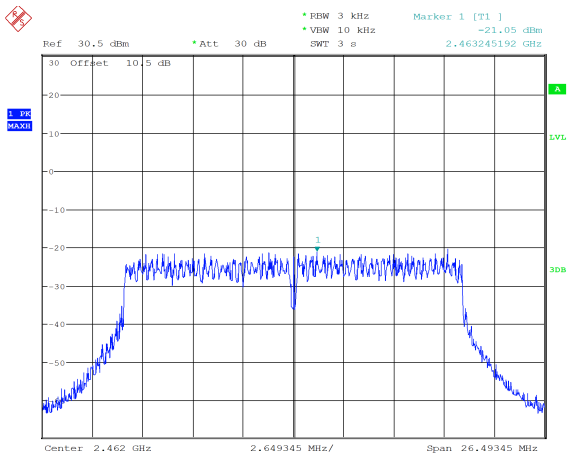
ProjectNo.:CR240102704-RF Tester:Chin  
 Date: 6.FEB.2024 10:55:17

n20\_2437MHz\_Chain 0 -19.62 dBm/3kHz



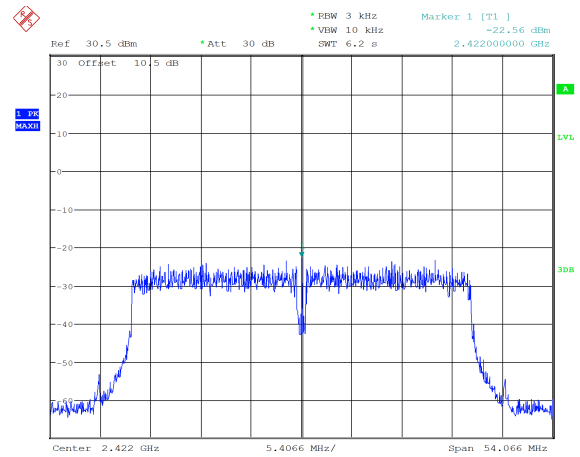
ProjectNo.:CR240102704-RF Tester:Chin  
 Date: 6.FEB.2024 10:59:10

n20\_2462MHz\_Chain 0 -21.05 dBm/3kHz



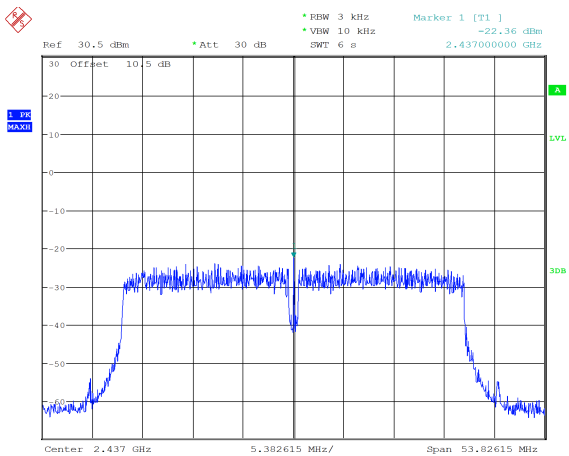
ProjectNo.:CR240102704-RF Tester:Chin  
 Date: 6.FEB.2024 11:01:49

n40\_2422MHz\_Chain 0 -22.56 dBm/3kHz



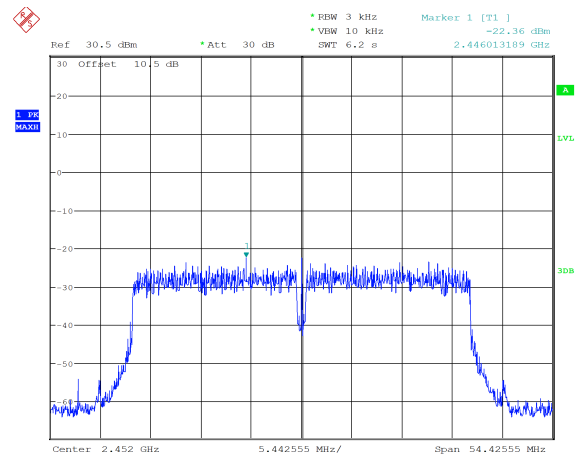
ProjectNo.:CR240102704-RF Tester:Chin  
 Date: 6.FEB.2024 11:04:26

n40\_2437MHz\_Chain 0 -22.36 dBm/3kHz



ProjectNo.:CR240102704-RF Tester:Chin  
 Date: 6.FEB.2024 11:05:58

n40\_2452MHz\_Chain 0 -22.36 dBm/3kHz



ProjectNo.:CR240102704-RF Tester:Chin  
 Date: 6.FEB.2024 11:08:26