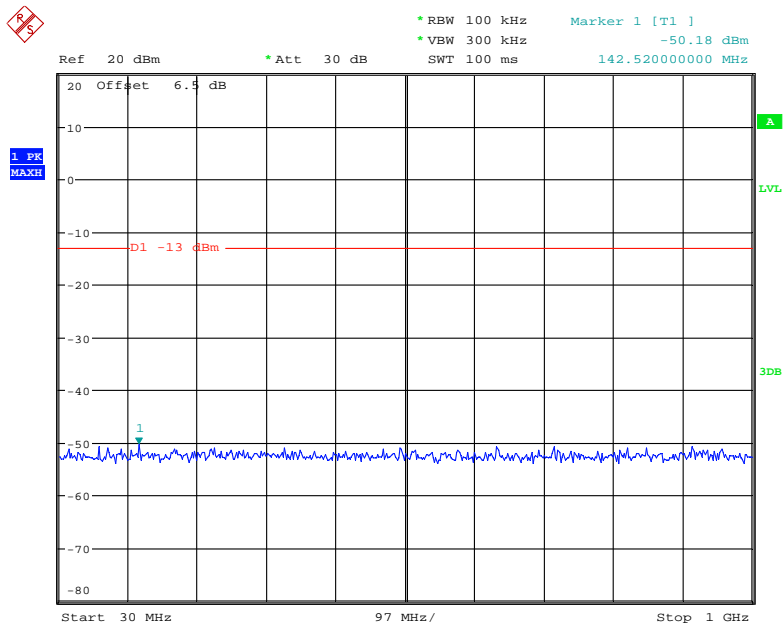
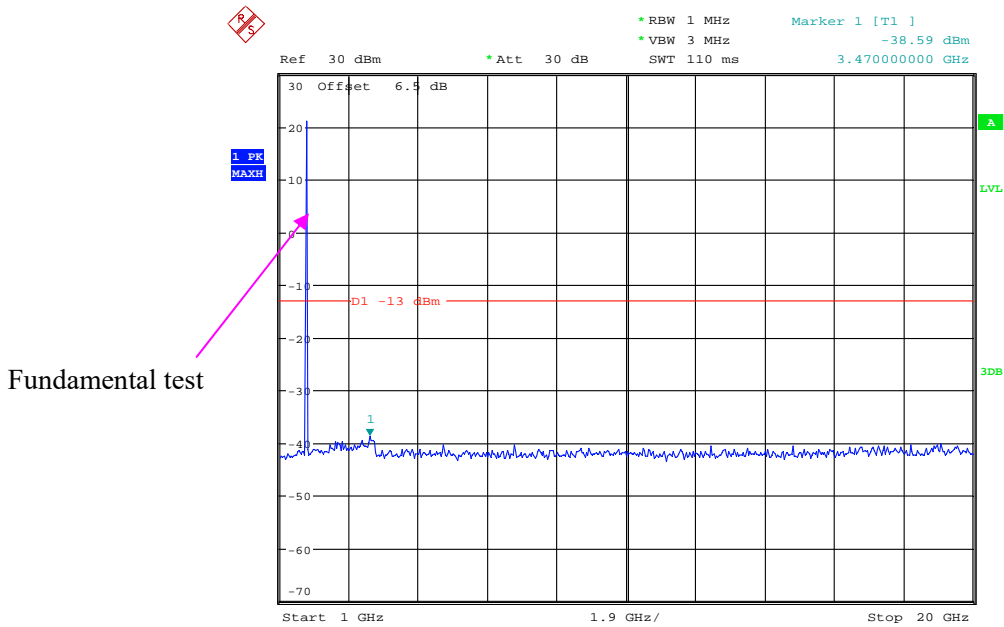


Band 4\_3 MHz\_Middle\_QPSK\_RB15#0\_1(30MHz-1GHz)



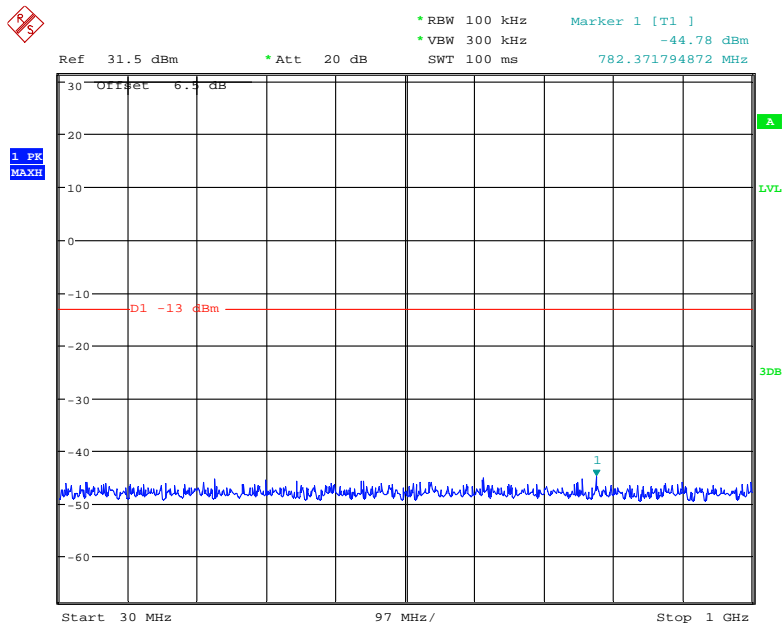
Date: 11.OCT.2020 12:09:14

Band 4\_3 MHz\_Middle\_QPSK\_RB15#0\_2(1GHz-20GHz)



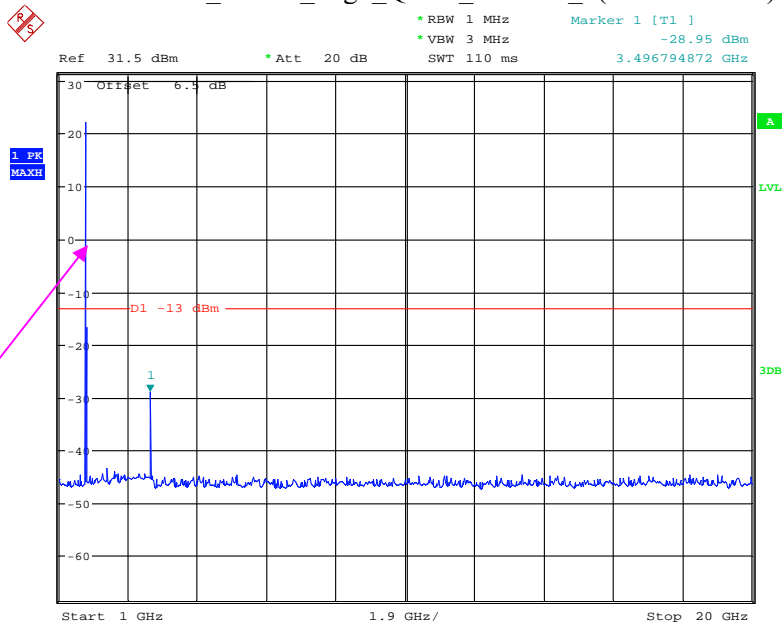
Date: 11.OCT.2020 12:09:24

Band 4\_3 MHz\_High\_QPSK\_RB15#0\_1(30MHz-1GHz)



Date: 16.JAN.2021 18:14:18

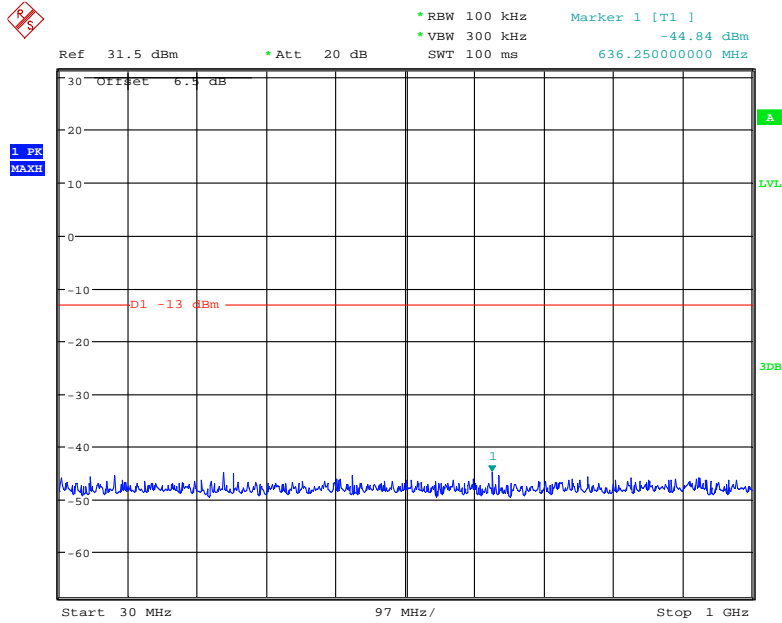
Band 4\_3 MHz\_High\_QPSK\_RB15#0\_2(1GHz-20GHz)



Fundamental test

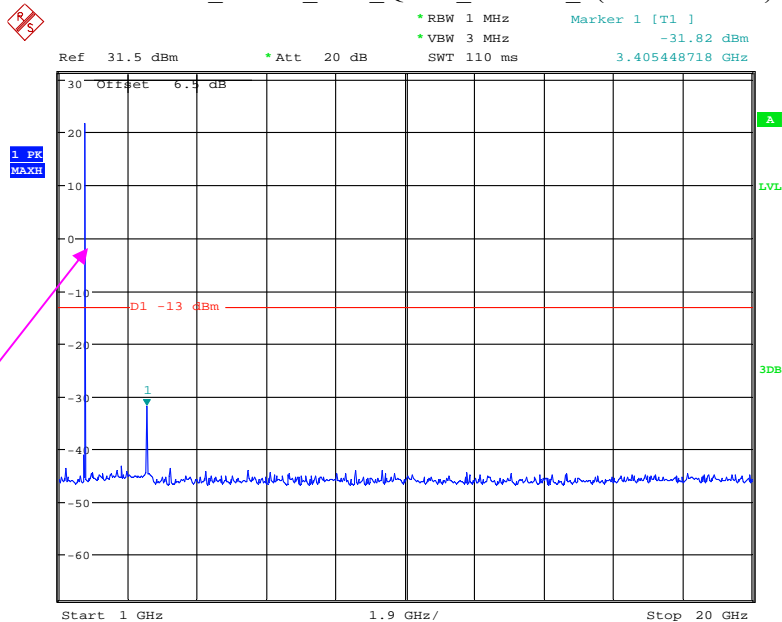
Date: 16.JAN.2021 18:14:38

Band 4\_5 MHz\_Low\_QPSK\_RB25#0\_1(30MHz-1GHz)



Date: 16.JAN.2021 18:11:07

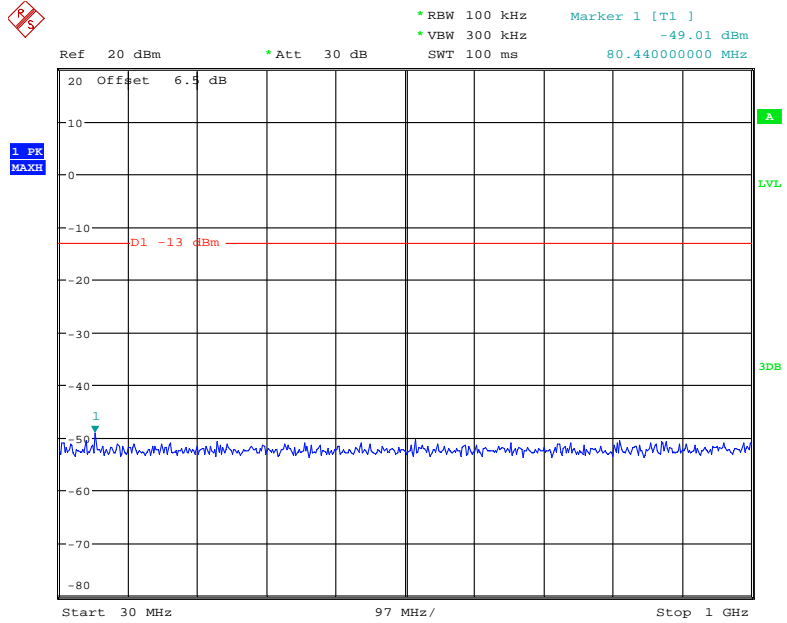
Band 4\_5 MHz\_Low\_QPSK\_RB25#0\_2(1GHz-20GHz)



Fundamental test

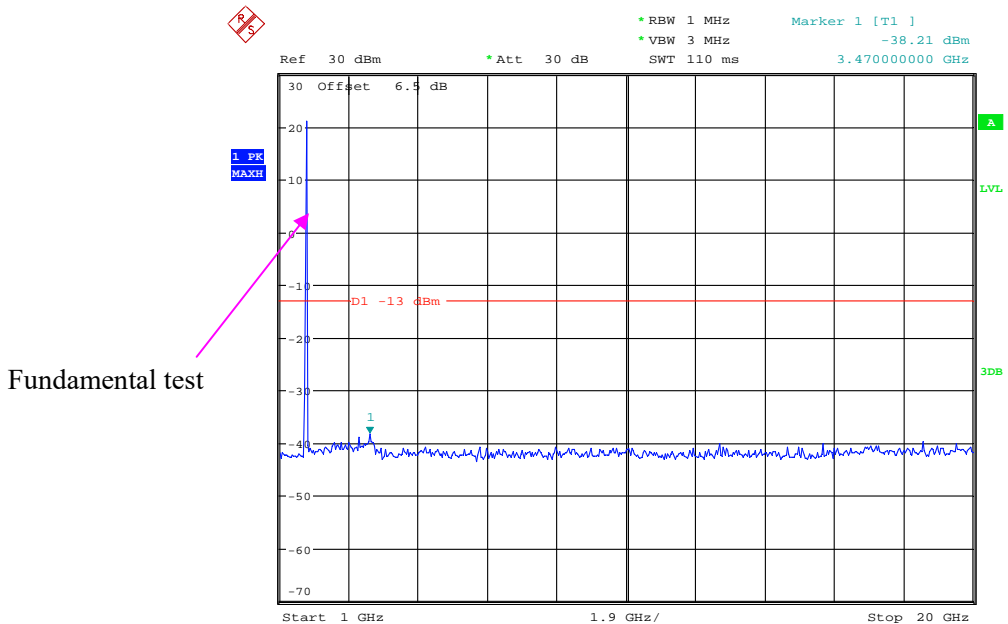
Date: 16.JAN.2021 18:10:20

Band 4\_5 MHz\_Middle\_QPSK\_RB25#0\_1(30MHz-1GHz)



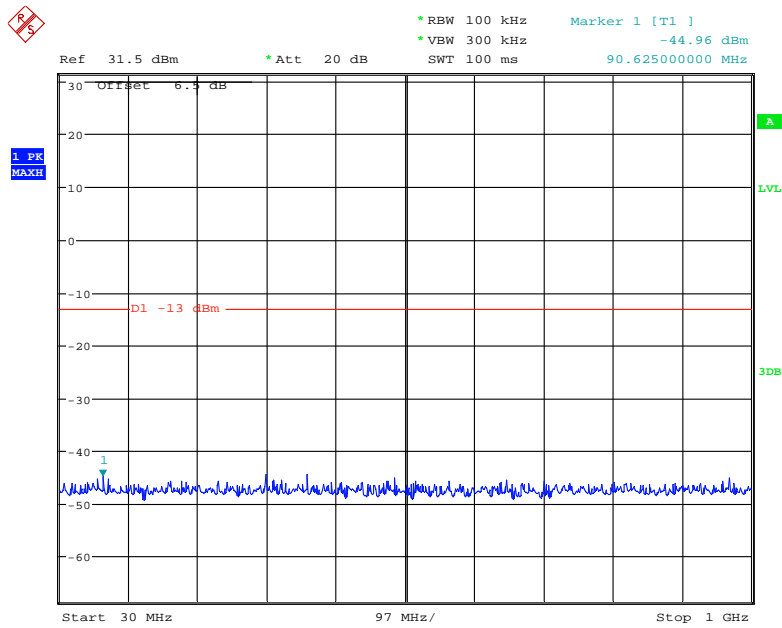
Date: 11.OCT.2020 12:09:49

Band 4\_5 MHz\_Middle\_QPSK\_RB25#0\_2(1GHz-20GHz)



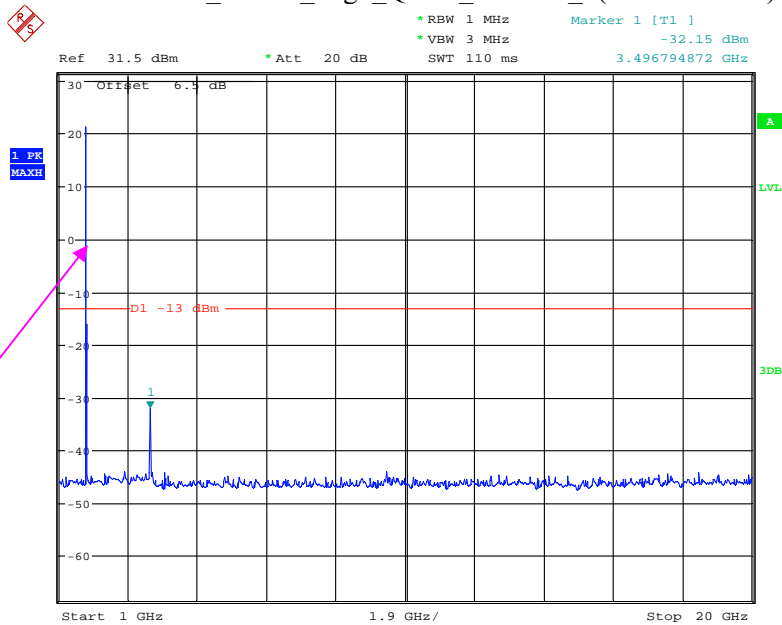
Date: 11.OCT.2020 12:09:59

Band 4\_5 MHz\_High\_QPSK\_RB25#0\_1(30MHz-1GHz)



Date: 16.JAN.2021 18:12:00

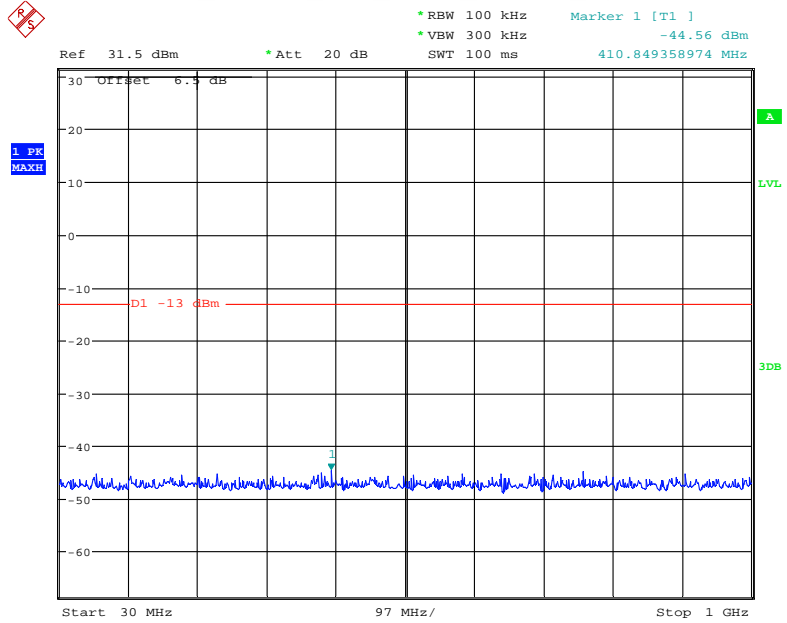
Band 4\_5 MHz\_High\_QPSK\_RB25#0\_2(1GHz-20GHz)



Fundamental test

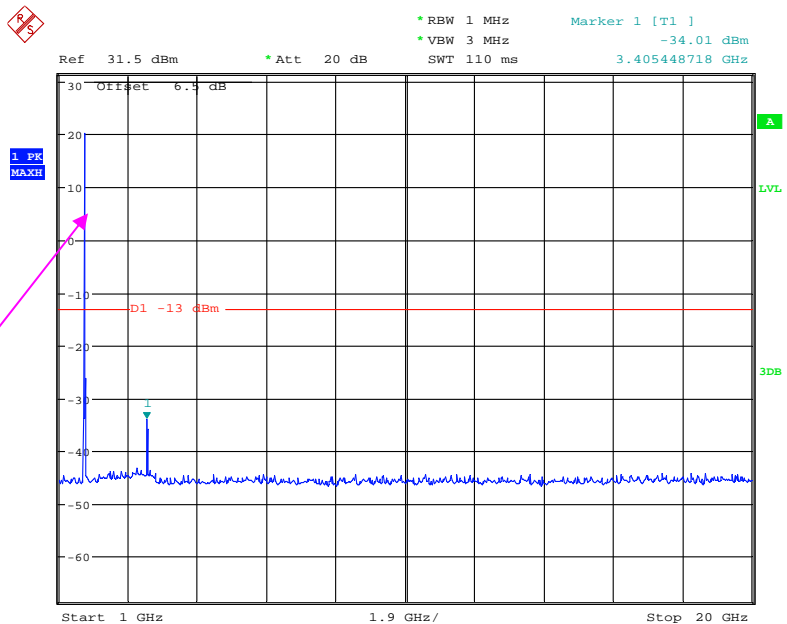
Date: 16.JAN.2021 18:12:23

### Band 4\_10 MHz\_Low\_QPSK\_RB50#0\_1(30MHz-1GHz)



Date: 16.JAN.2021 18:08:30

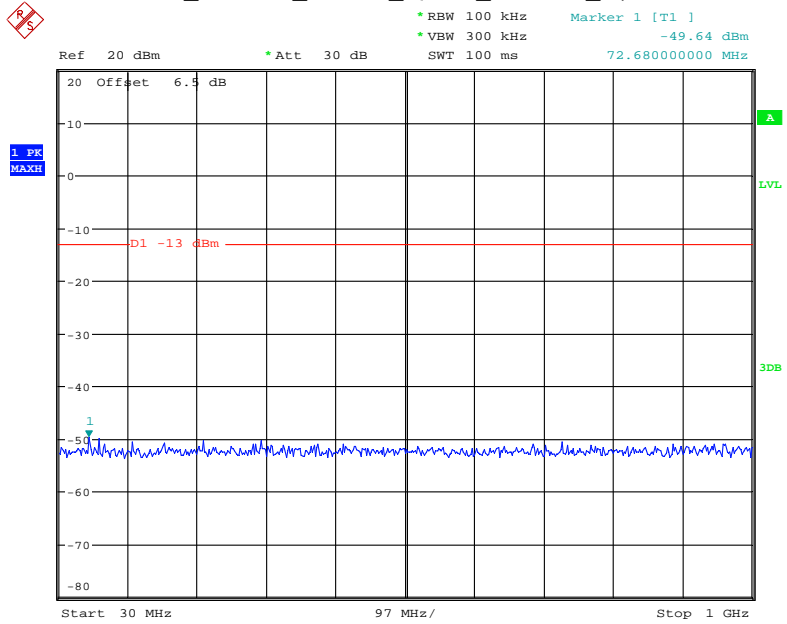
### Band 4\_10 MHz\_Low\_QPSK\_RB50#0\_2(1GHz-20GHz)



Fundamental test

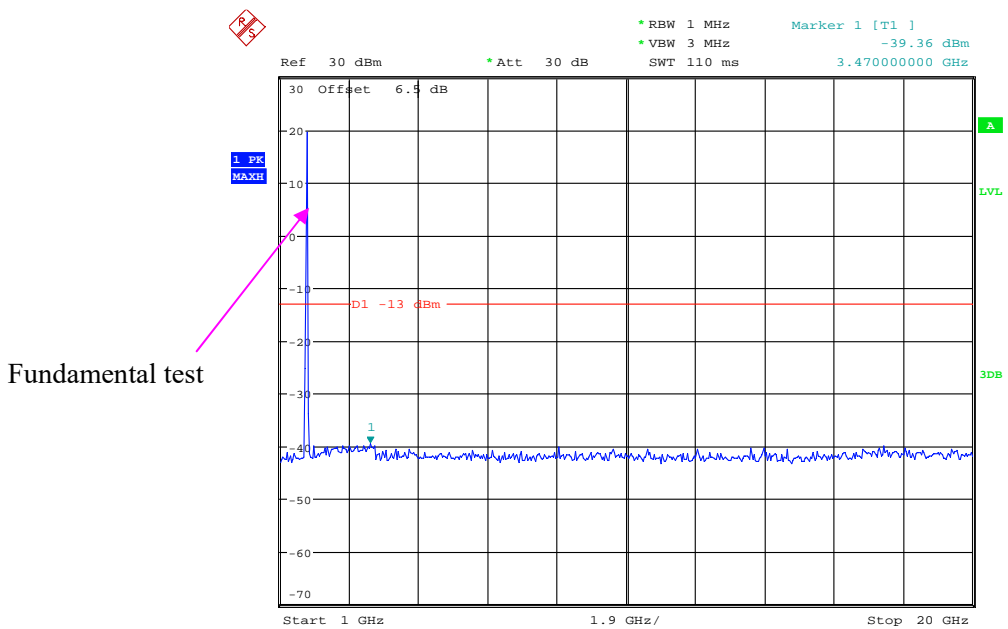
Date: 16.JAN.2021 18:07:45

### Band 4\_10 MHz\_Middle\_QPSK\_RB50#0\_1(30MHz-1GHz)



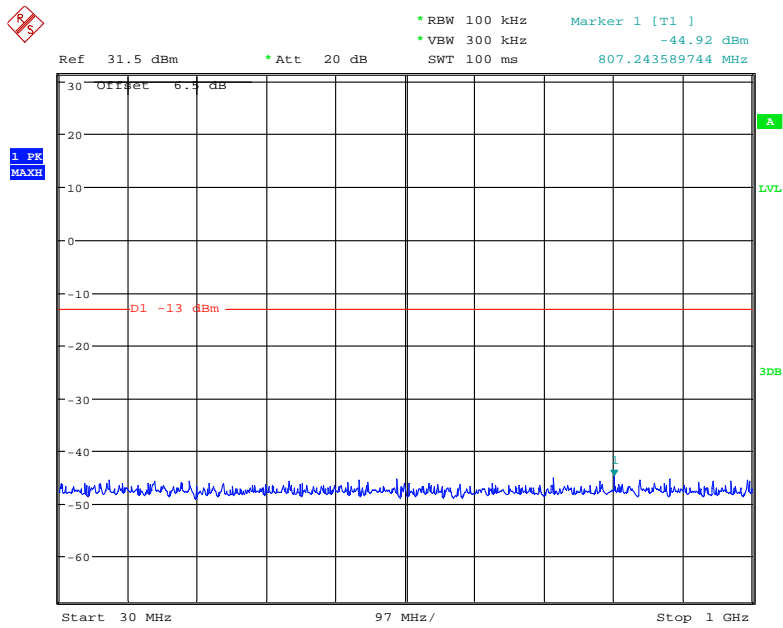
Date: 11.OCT.2020 12:10:21

### Band 4\_10 MHz\_Middle\_QPSK\_RB50#0\_2(1GHz-20GHz)



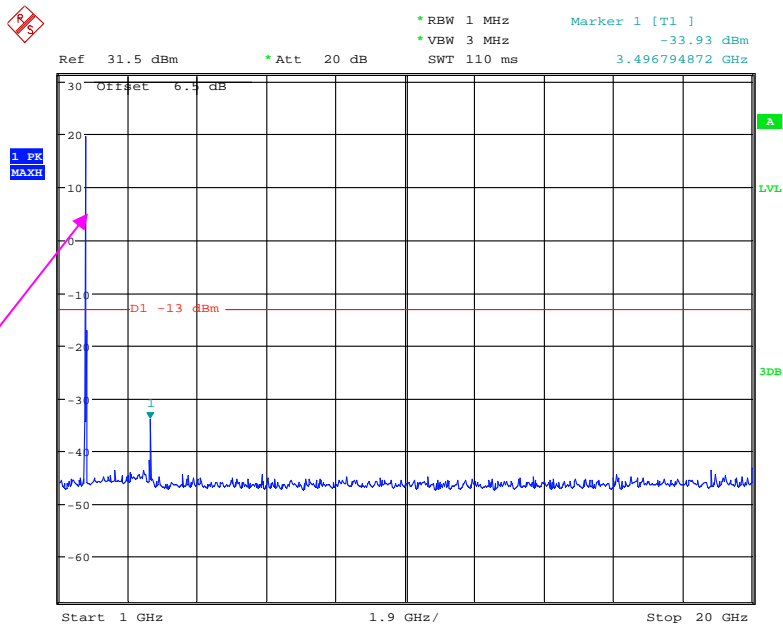
Date: 11.OCT.2020 12:10:31

Band 4\_10 MHz\_High\_QPSK\_RB50#0\_1(30MHz-1GHz)



Date: 16.JAN.2021 18:09:20

Band 4\_10 MHz\_High\_QPSK\_RB50#0\_2(1GHz-20GHz)

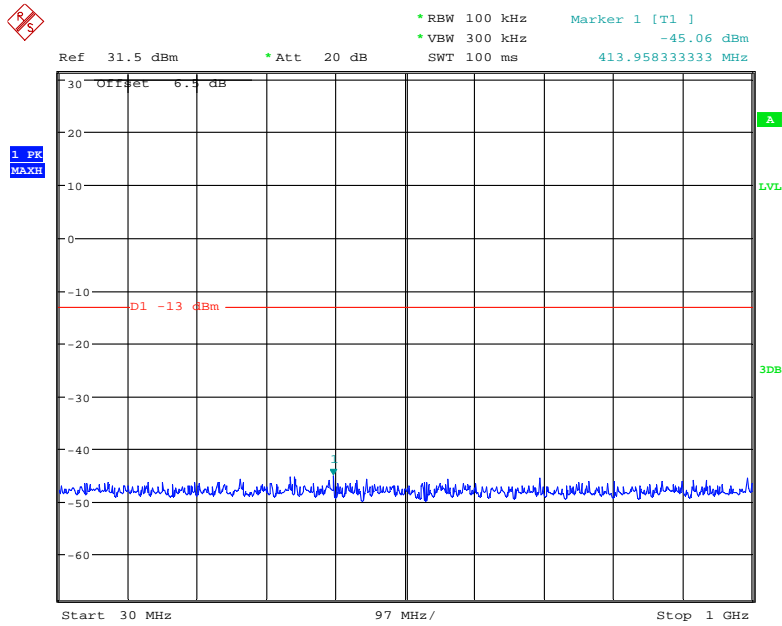


Fundamental test

Date: 16.JAN.2021 18:09:40

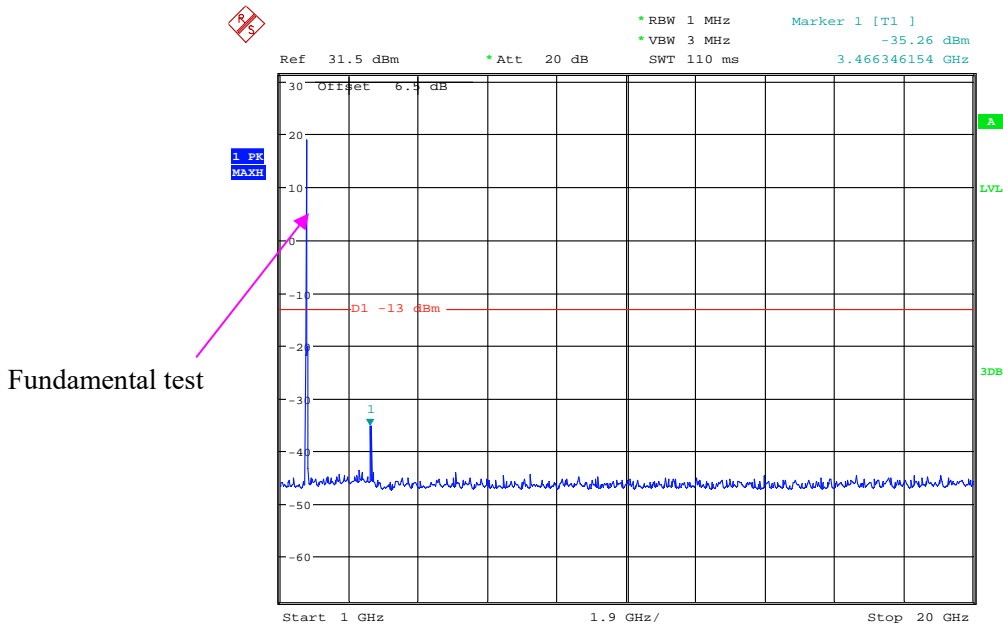


Band 4\_15 MHz\_Low\_QPSK\_RB75#0\_1(30MHz-1GHz)



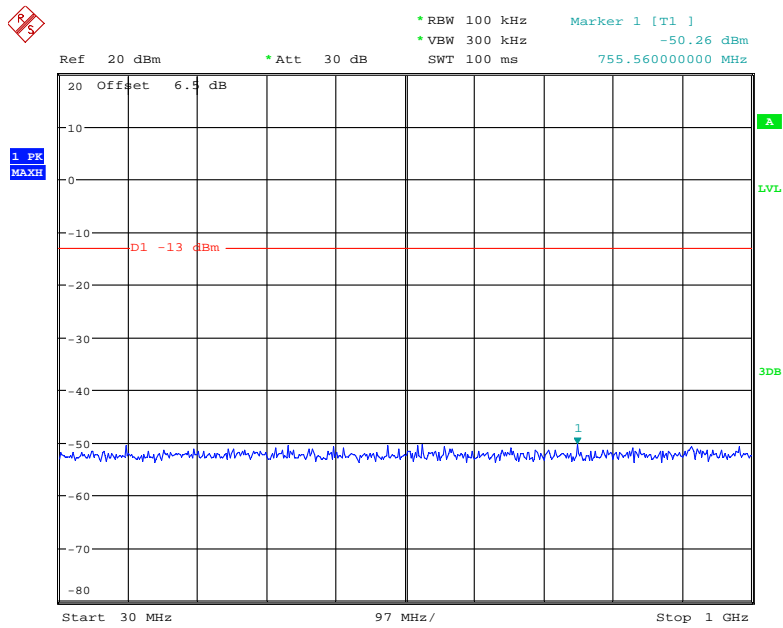
Date: 16.JAN.2021 17:55:50

Band 4\_15 MHz\_Low\_QPSK\_RB75#0\_2(1GHz-20GHz)



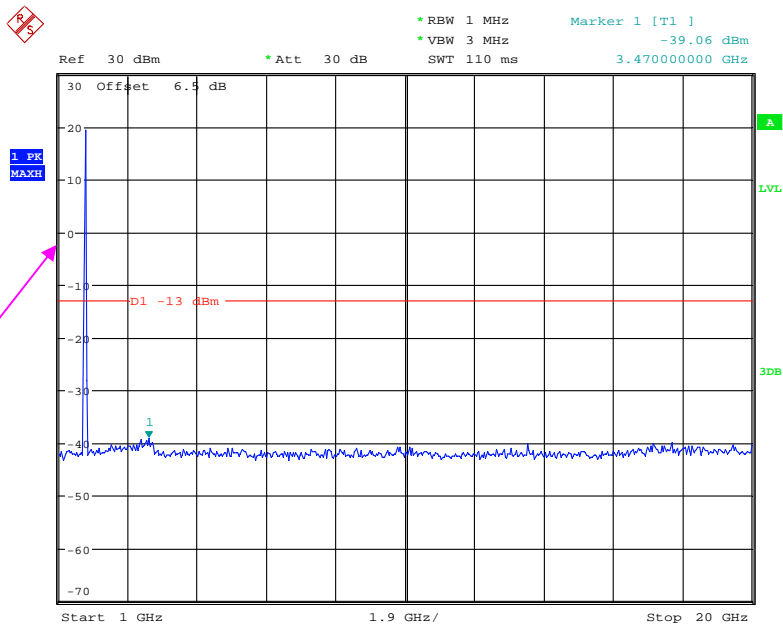
Date: 16.JAN.2021 17:56:53

Band 4\_15 MHz\_Middle\_QPSK\_RB75#0\_1(30MHz-1GHz)



Date: 11.OCT.2020 12:10:55

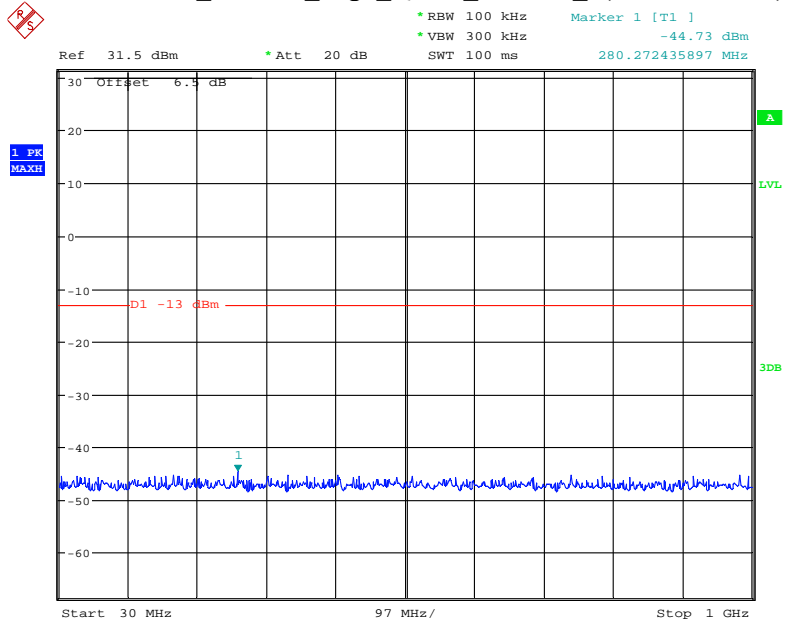
Band 4\_15 MHz\_Middle\_QPSK\_RB75#0\_2(1GHz-20GHz)



Fundamental test

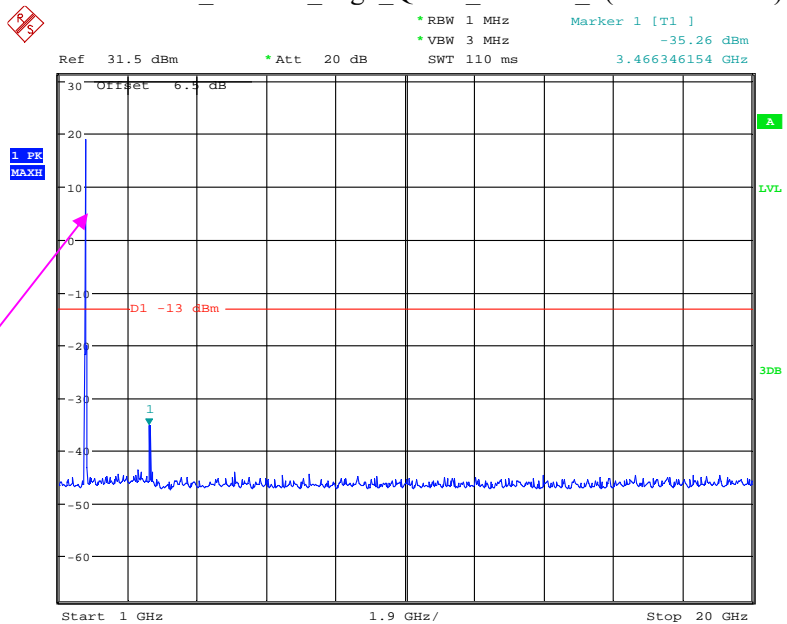
Date: 11.OCT.2020 12:11:06

### Band 4\_15 MHz\_High\_QPSK\_RB75#0\_1(30MHz-1GHz)



Date: 16.JAN.2021 17:56:28

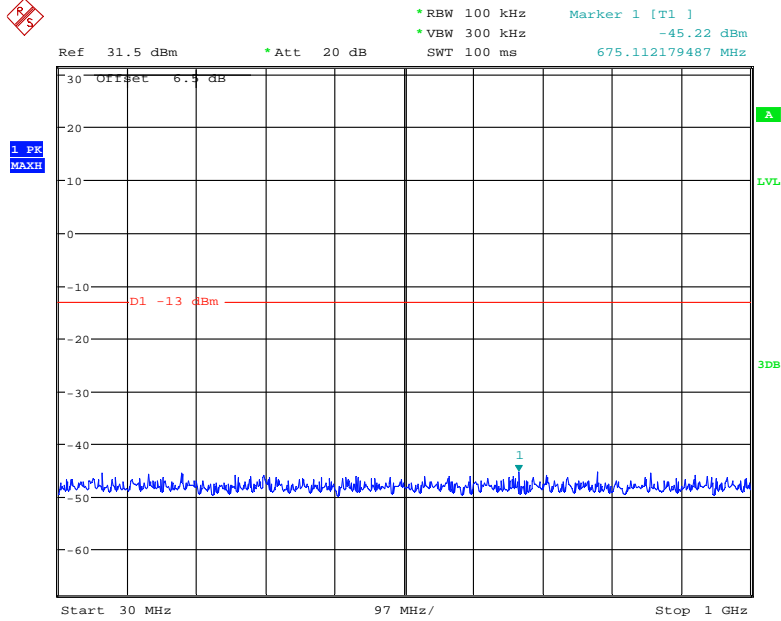
### Band 4\_15 MHz\_High\_QPSK\_RB75#0\_2(1GHz-20GHz)



Fundamental test

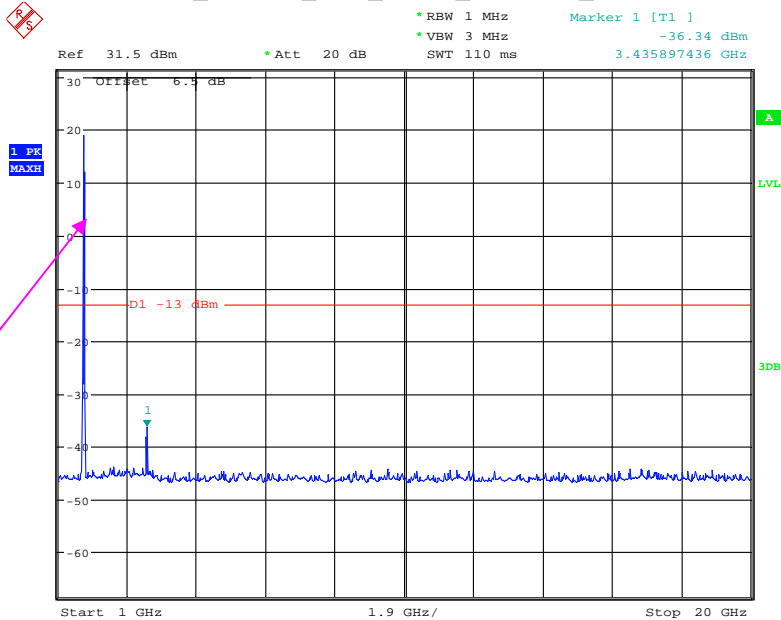
Date: 16.JAN.2021 17:56:53

### Band 4\_20 MHz\_Low\_QPSK\_RB100#0\_1(30MHz-1GHz)



Date: 16.JAN.2021 17:52:26

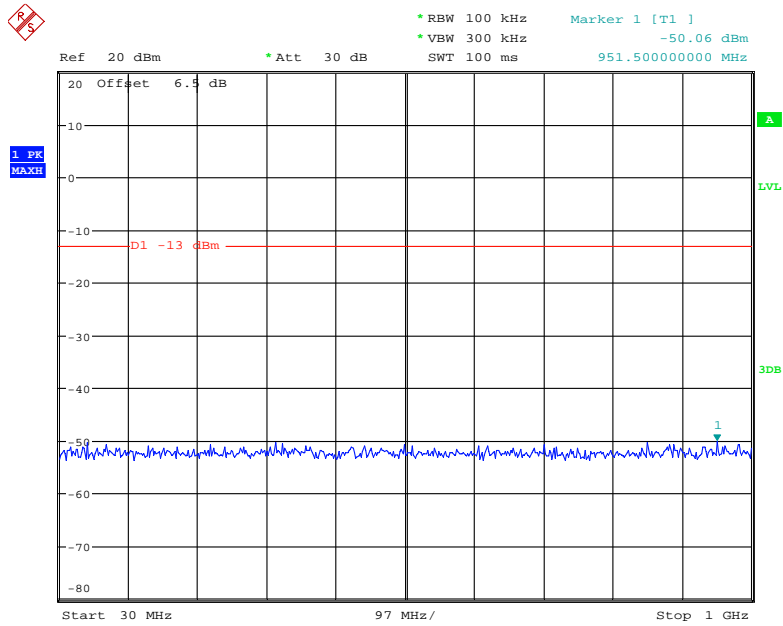
### Band 4\_20 MHz\_Low\_QPSK\_RB100#0\_2(1GHz-20GHz)



Fundamental test

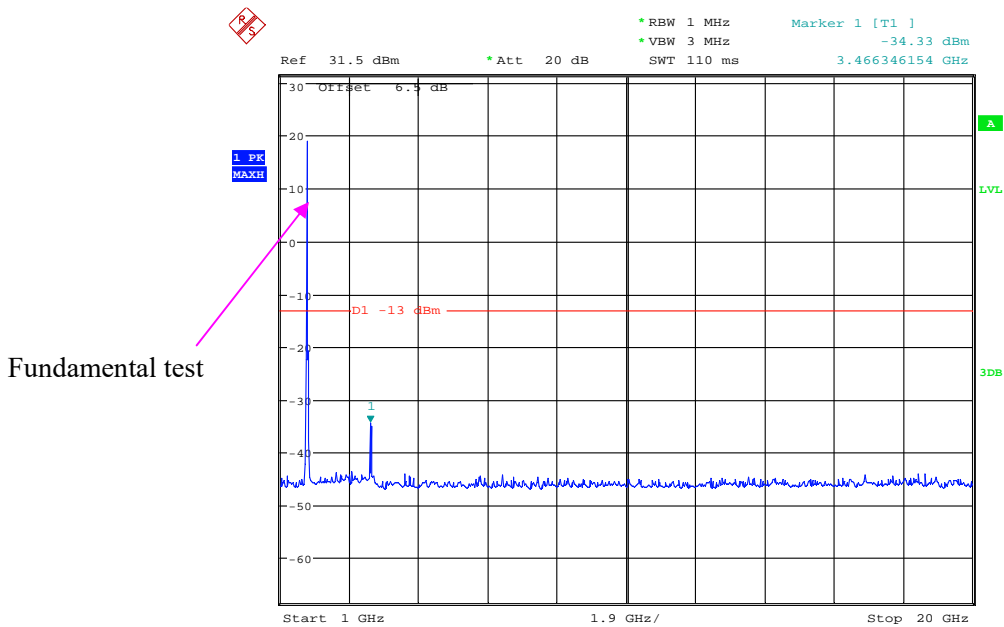
Date: 16.JAN.2021 17:51:27

Band 4\_20 MHz\_Middle\_QPSK\_RB100#0\_1(30MHz-1GHz)



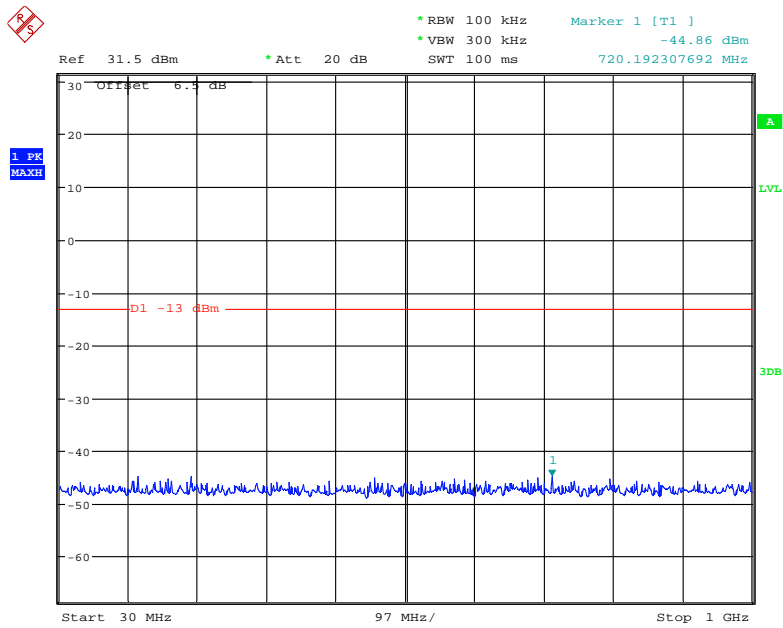
Date: 11.OCT.2020 12:11:29

Band 4\_20 MHz\_Middle\_QPSK\_RB100#0\_2(1GHz-20GHz)



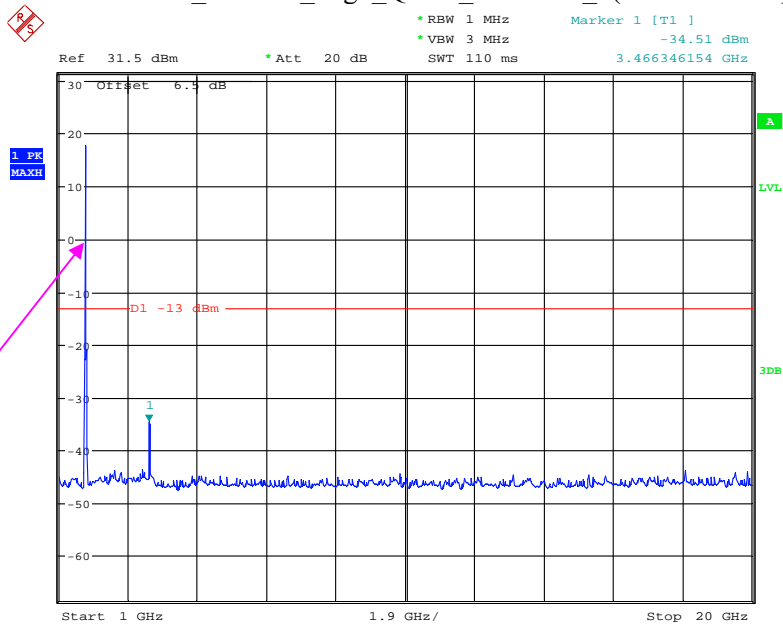
Date: 16.JAN.2021 17:54:14

Band 4\_20 MHz\_High\_QPSK\_RB100#0\_1(30MHz-1GHz)



Date: 16.JAN.2021 17:53:02

Band 4\_20 MHz\_High\_QPSK\_RB100#0\_2(1GHz-20GHz)

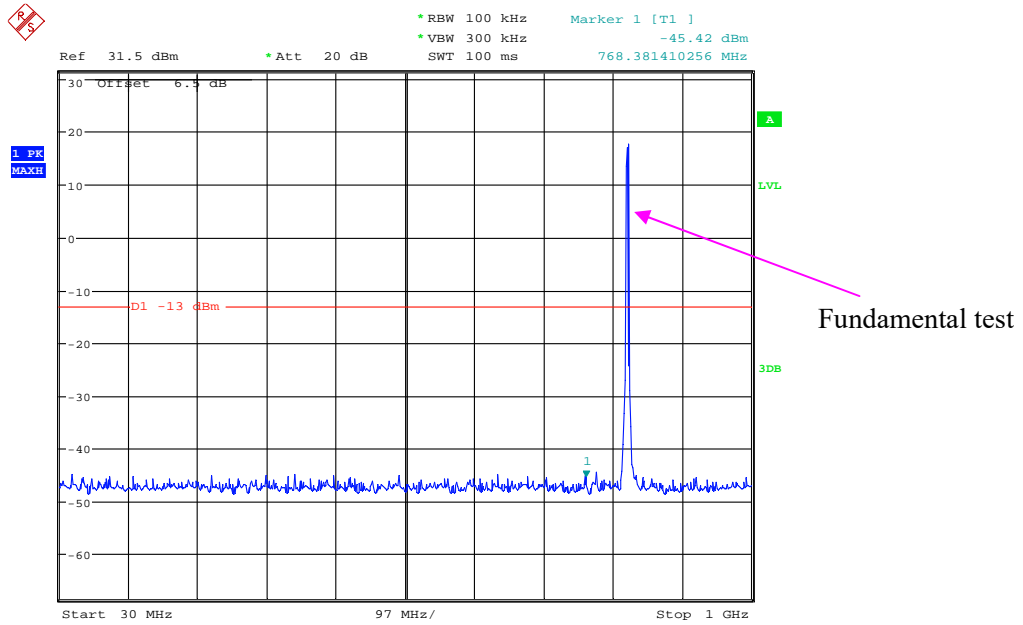


Fundamental test

Date: 16.JAN.2021 17:53:31

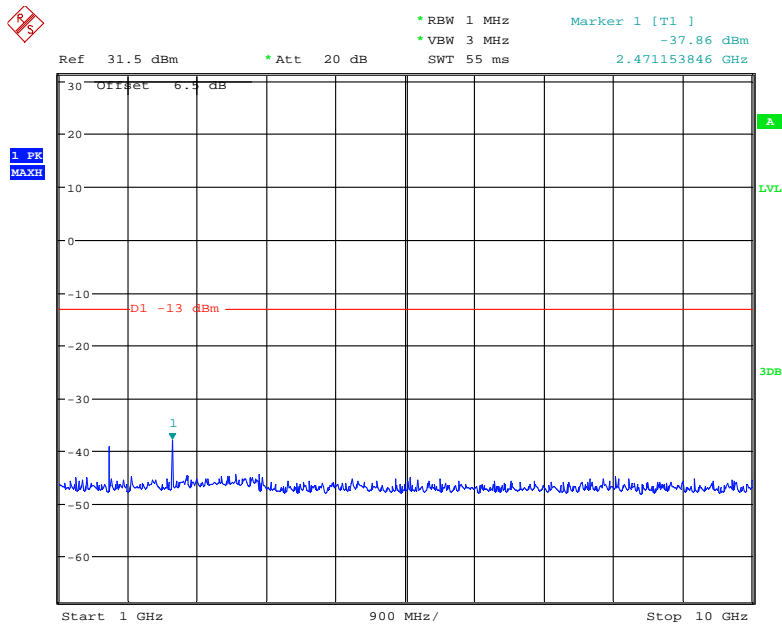
**LTE Band 5:**

**Band 5\_1.4 MHz\_Low\_QPSK\_RB6#0\_1(30MHz-1GHz)**



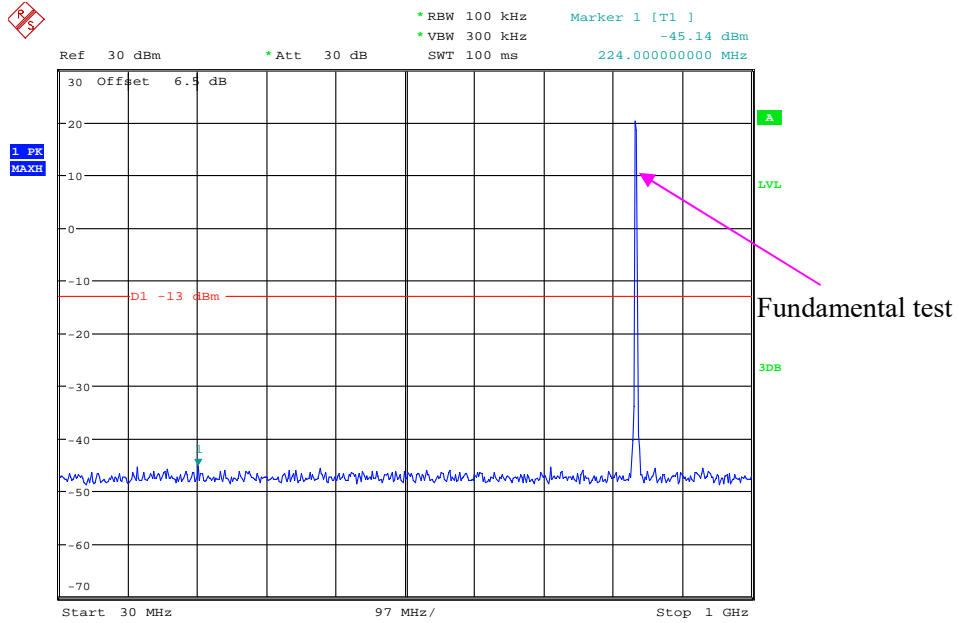
Date: 16.JAN.2021 18:19:27

**Band 5\_1.4 MHz\_Low\_QPSK\_RB6#0\_2(1GHz-10GHz)**



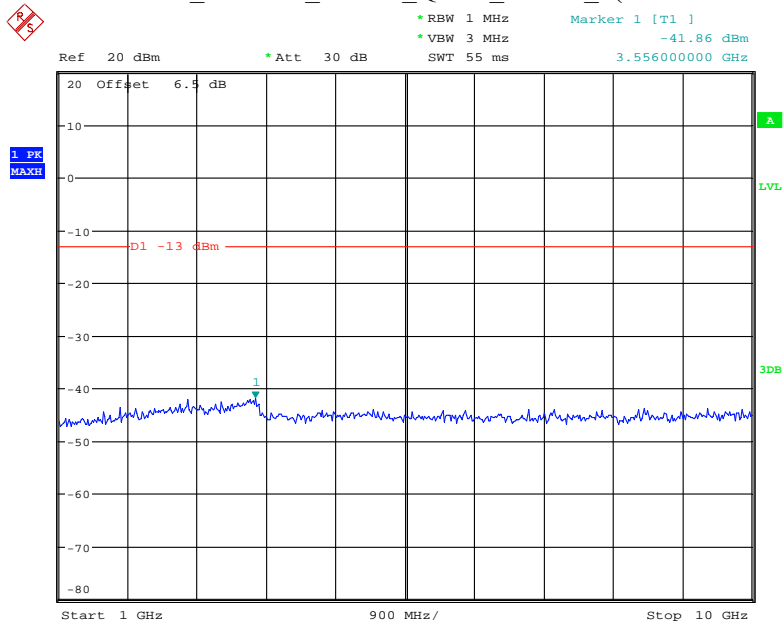
Date: 16.JAN.2021 18:19:52

Band 5\_1.4 MHz\_Middle\_QPSK\_RB6#0\_1(30MHz-1GHz)



Date: 11.OCT.2020 12:12:00

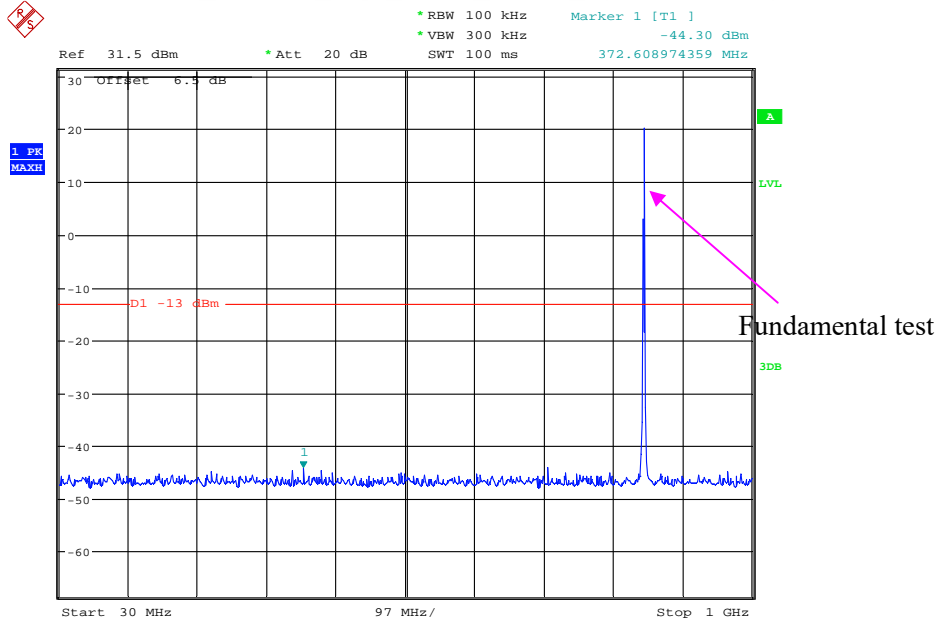
Band 5\_1.4 MHz\_Middle\_QPSK\_RB6#0\_2(1GHz-10GHz)



Date: 11.OCT.2020 12:12:11

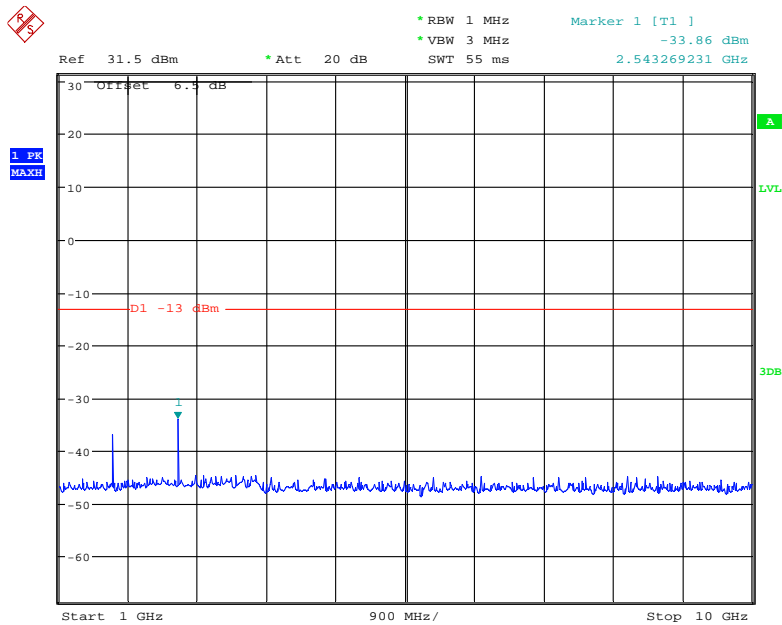


### Band 5\_1.4 MHz\_High\_QPSK\_RB6#0\_1(30MHz-1GHz)



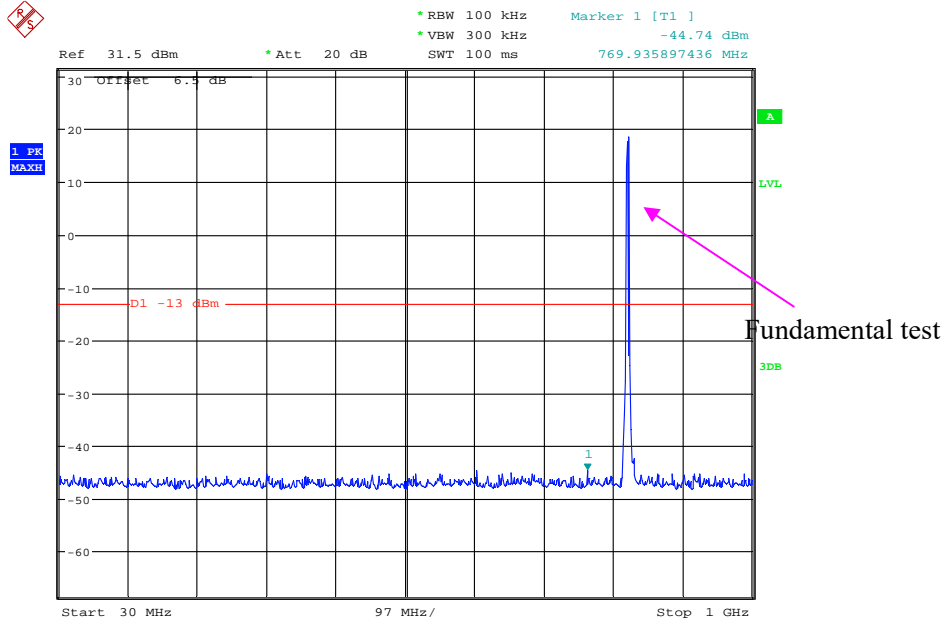
Date: 16.JAN.2021 18:37:23

### Band 5\_1.4 MHz\_High\_QPSK\_RB6#0\_2(1GHz-10GHz)



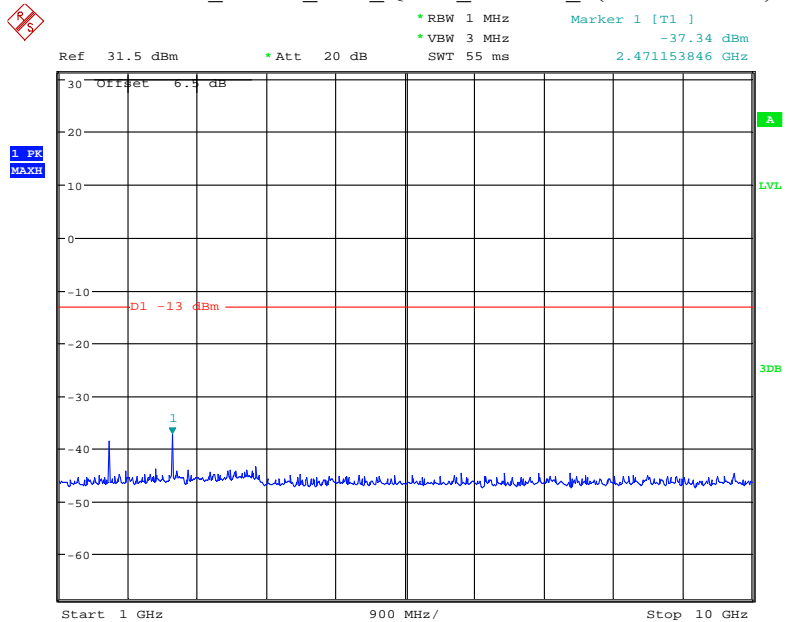
Date: 16.JAN.2021 18:37:49

### Band 5\_3 MHz\_Low\_QPSK\_RB15#0\_1(30MHz-1GHz)



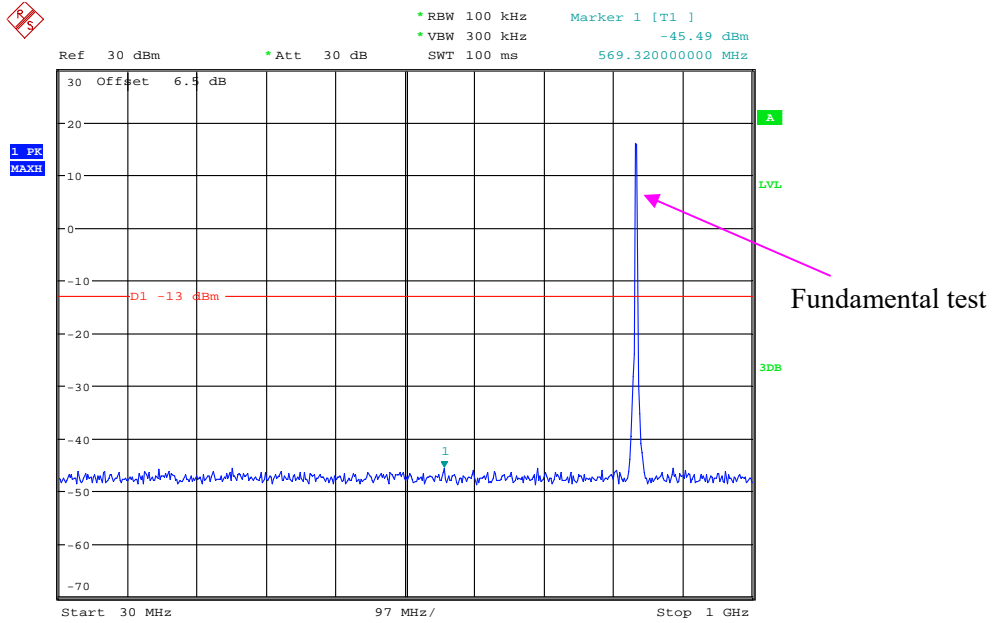
Date: 16.JAN.2021 18:41:29

### Band 5\_3 MHz\_Low\_QPSK\_RB15#0\_2(1GHz-10GHz)



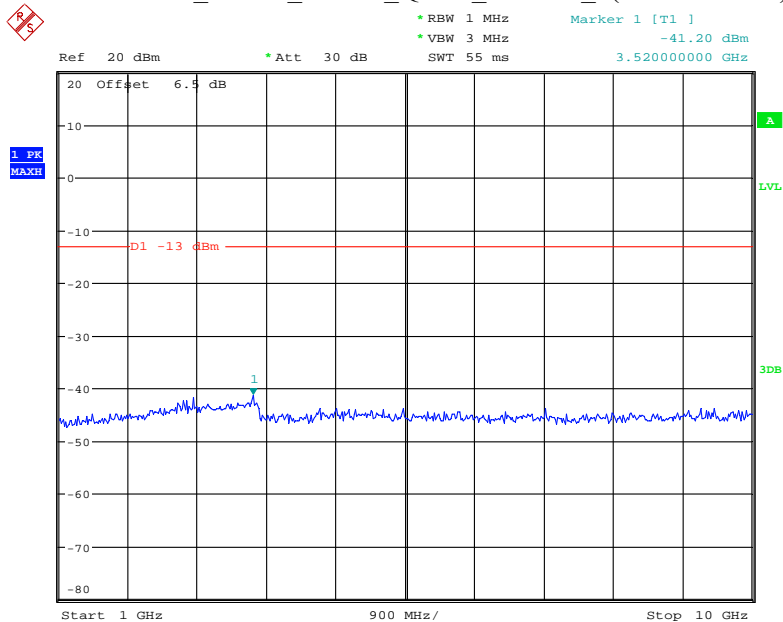
Date: 16.JAN.2021 18:41:05

Band 5\_3 MHz\_Middle\_QPSK\_RB15#0\_1(30MHz-1GHz)



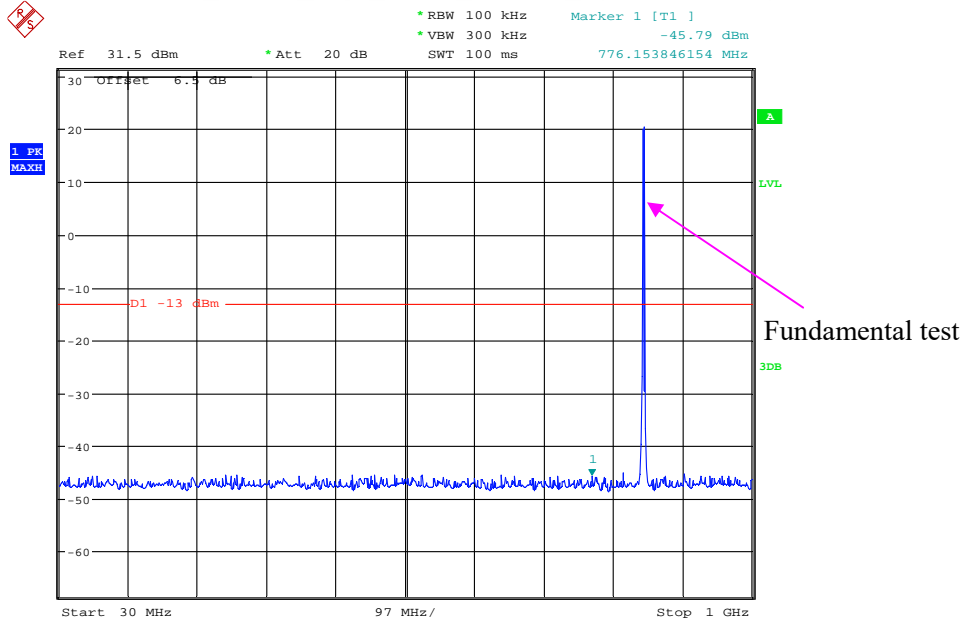
Date: 11.OCT.2020 12:12:28

Band 5\_3 MHz\_Middle\_QPSK\_RB15#0\_2(1GHz-10GHz)



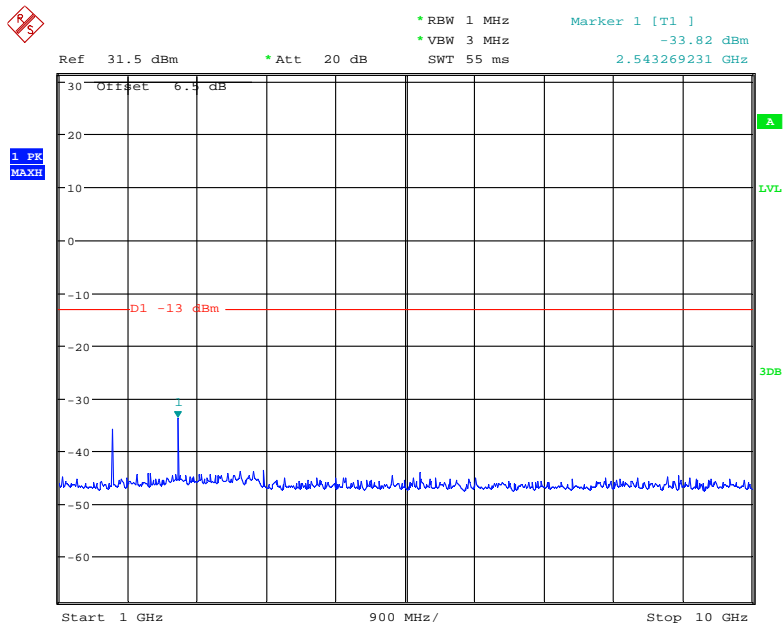
Date: 11.OCT.2020 12:12:39

### Band 5\_3 MHz\_High\_QPSK\_RB15#0\_1(30MHz-1GHz)



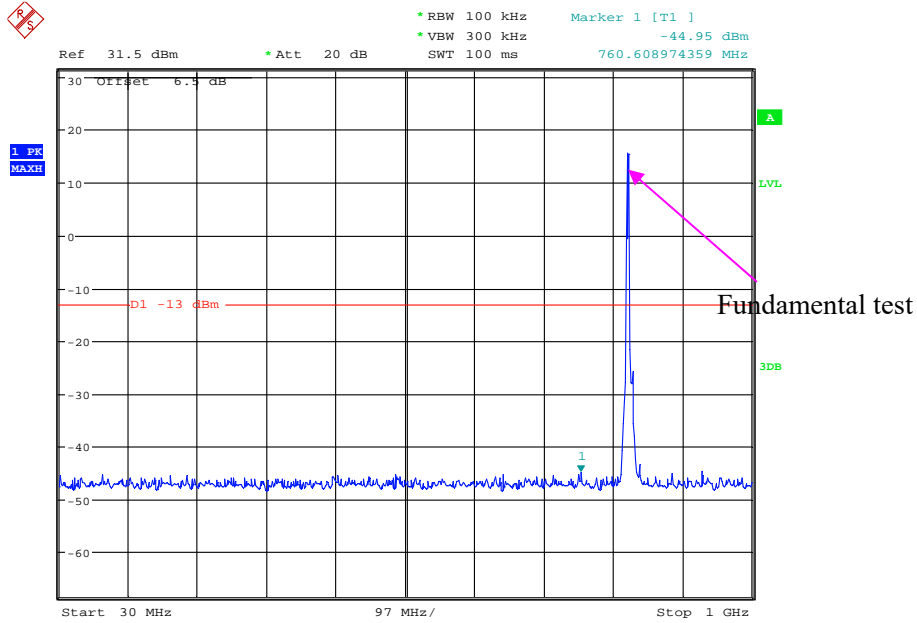
Date: 16.JAN.2021 18:39:27

### Band 5\_3 MHz\_High\_QPSK\_RB15#0\_2(1GHz-10GHz)



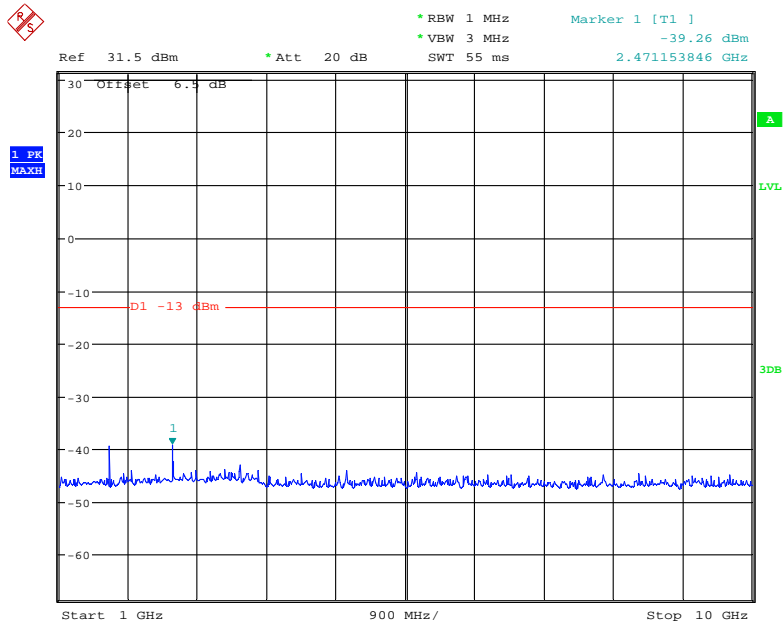
Date: 16.JAN.2021 18:38:50

Band 5\_5 MHz\_Low\_QPSK\_RB25#0\_1(30MHz-1GHz)



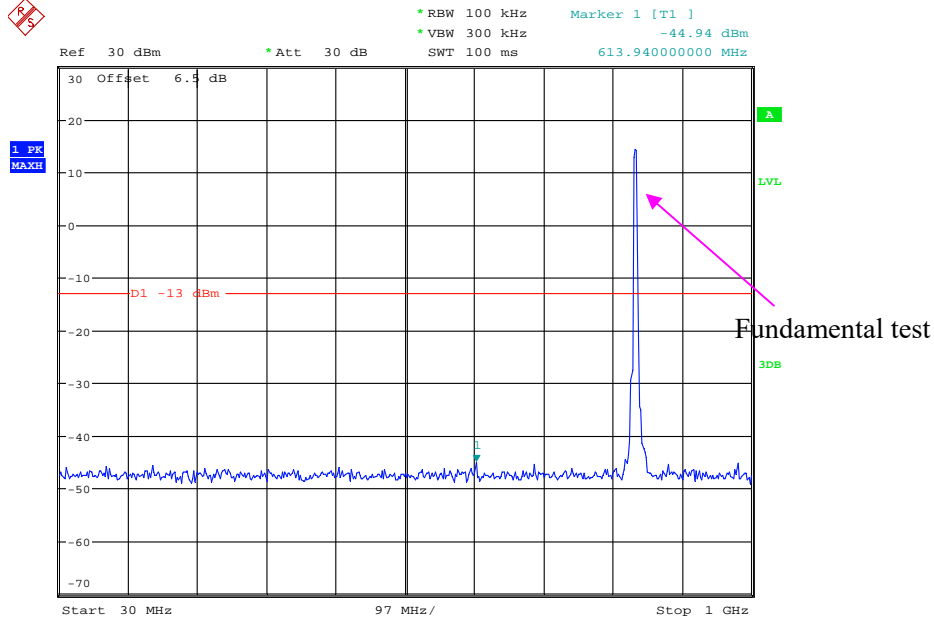
Date: 16.JAN.2021 18:44:08

Band 5\_5 MHz\_Low\_QPSK\_RB25#0\_2(1GHz-10GHz)



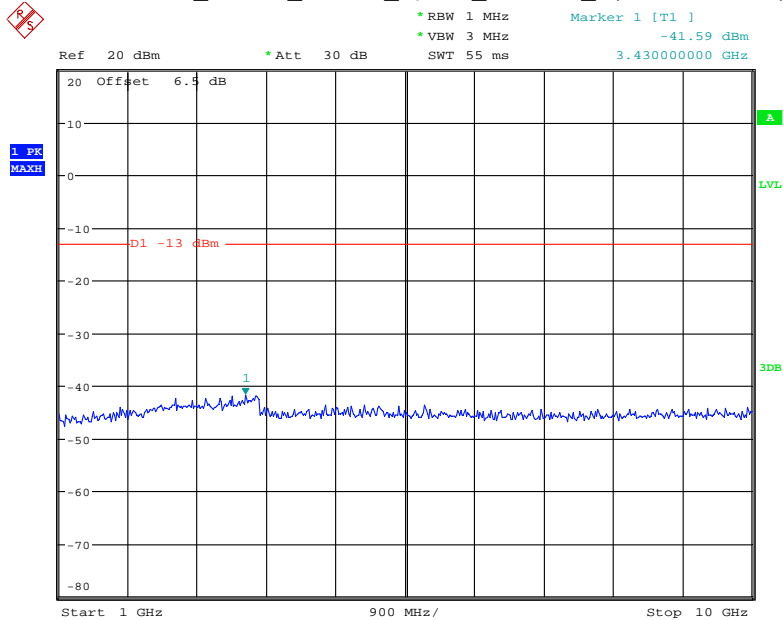
Date: 16.JAN.2021 18:43:44

### Band 5\_5 MHz\_Middle\_QPSK\_RB25#0\_1(30MHz-1GHz)



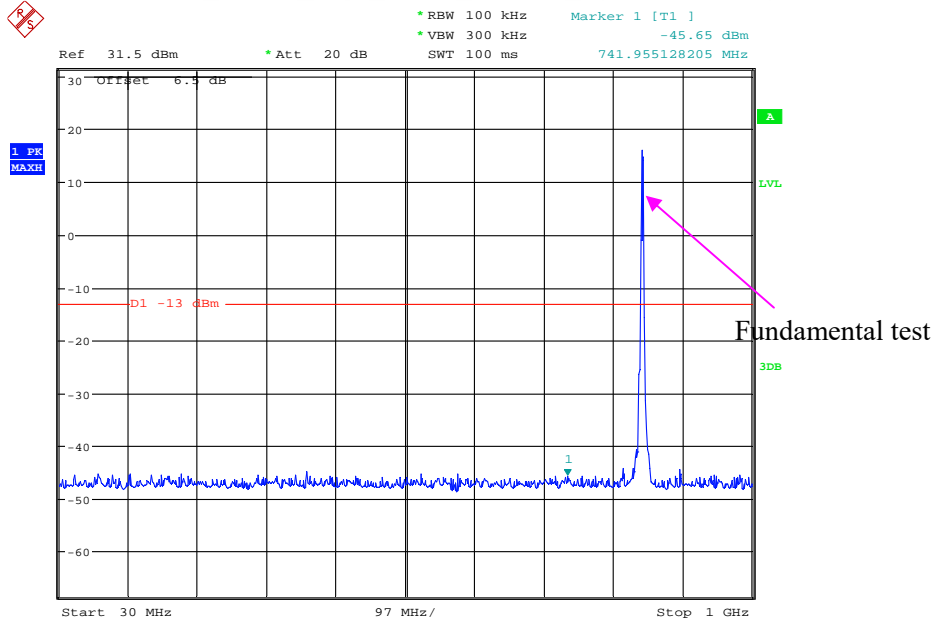
Date: 11.OCT.2020 12:12:56

### Band 5\_5 MHz\_Middle\_QPSK\_RB25#0\_2(1GHz-10GHz)



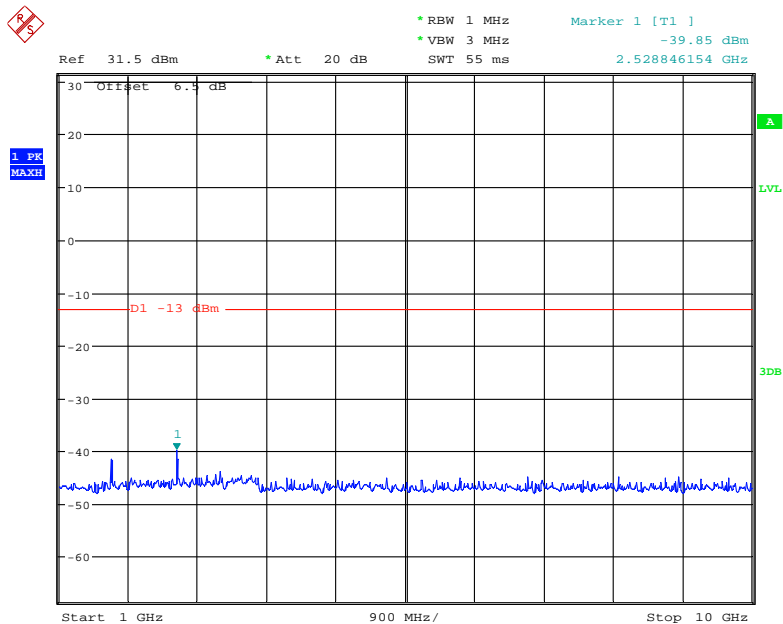
Date: 11.OCT.2020 12:13:07

### Band 5\_5 MHz\_High\_QPSK\_RB25#0\_1(30MHz-1GHz)



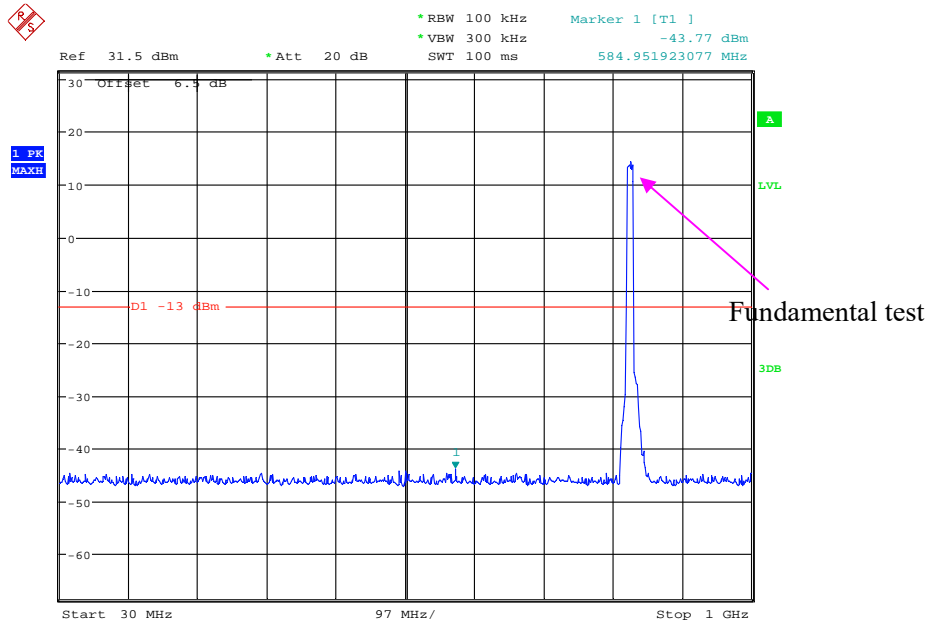
Date: 16.JAN.2021 18:42:32

### Band 5\_5 MHz\_High\_QPSK\_RB25#0\_2(1GHz-10GHz)



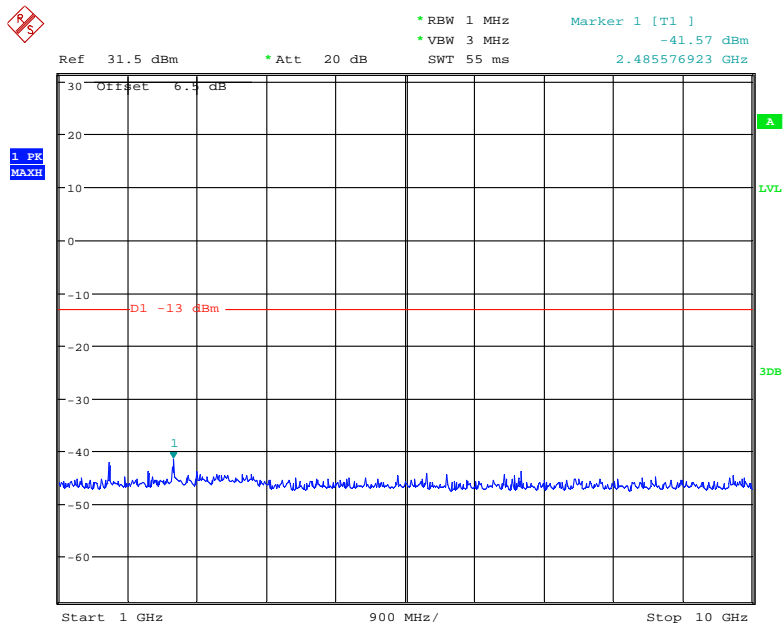
Date: 16.JAN.2021 18:43:07

Band 5\_10 MHz\_Low\_QPSK\_RB50#0\_1(30MHz-1GHz)



Date: 16.JAN.2021 18:54:50

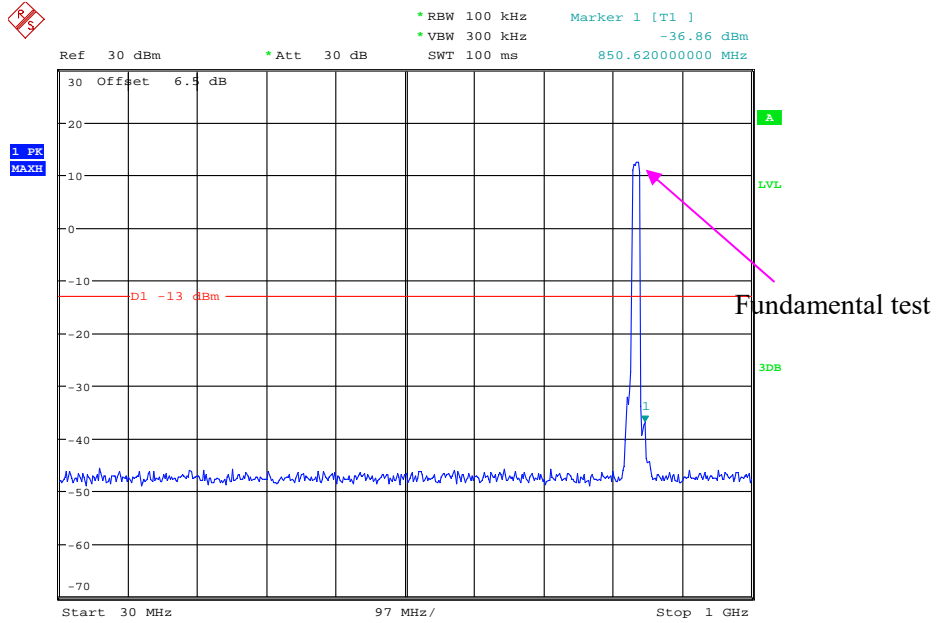
Band 5\_10 MHz\_Low\_QPSK\_RB50#0\_2(1GHz-10GHz)



Date: 16.JAN.2021 18:53:44

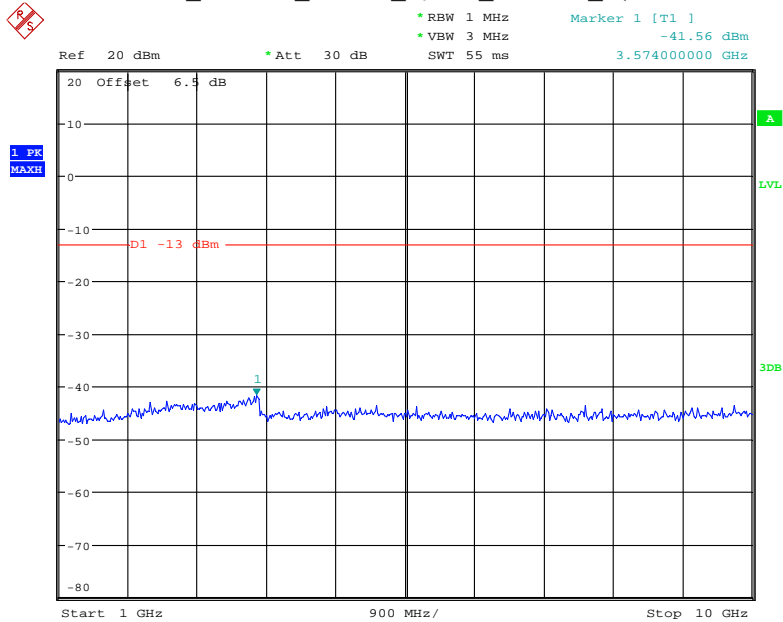


Band 5\_10 MHz\_Middle\_QPSK\_RB50#0\_1(30MHz-1GHz)



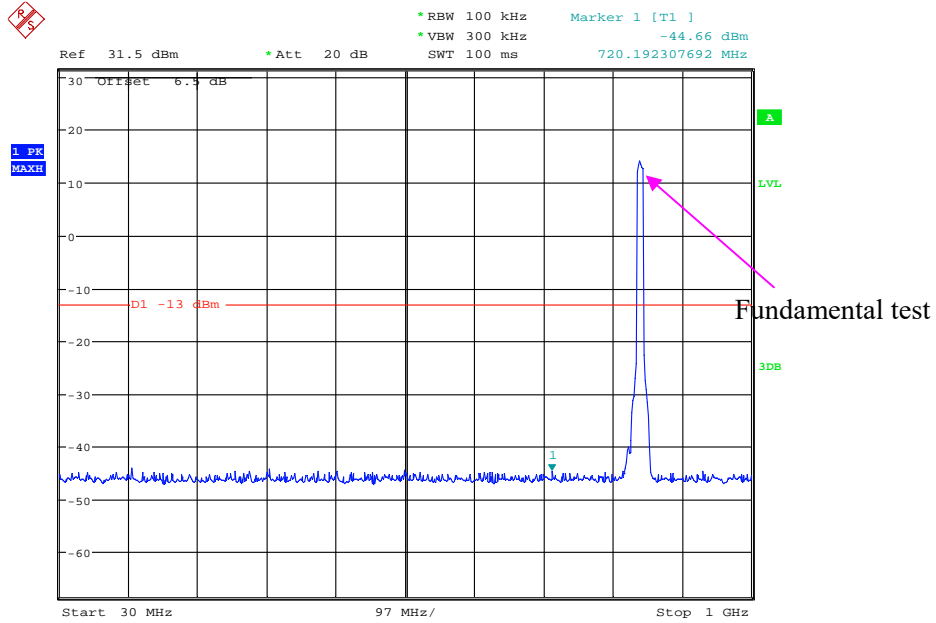
Date: 11.OCT.2020 12:13:25

Band 5\_10 MHz\_Middle\_QPSK\_RB50#0\_2(1GHz-10GHz)



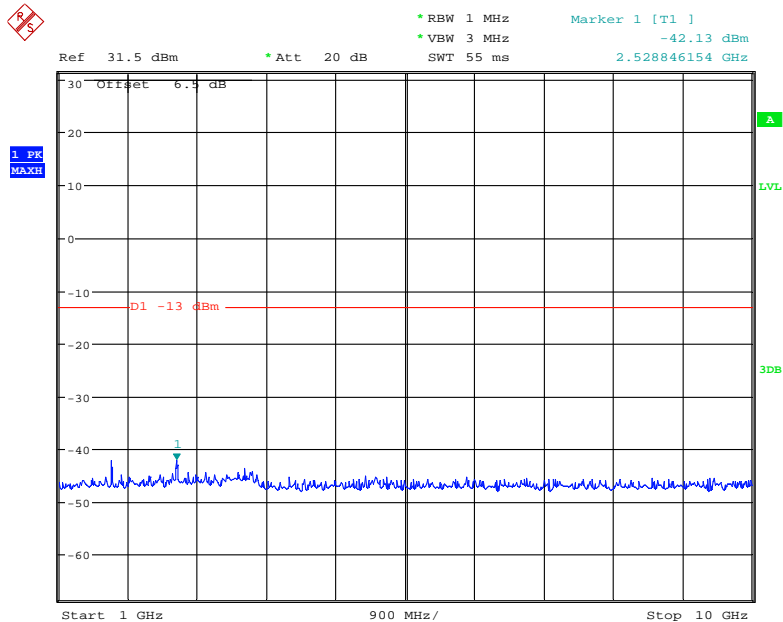
Date: 11.OCT.2020 12:13:36

Band 5\_10 MHz\_High\_QPSK\_RB50#0\_1(30MHz-1GHz)



Date: 16.JAN.2021 18:52:16

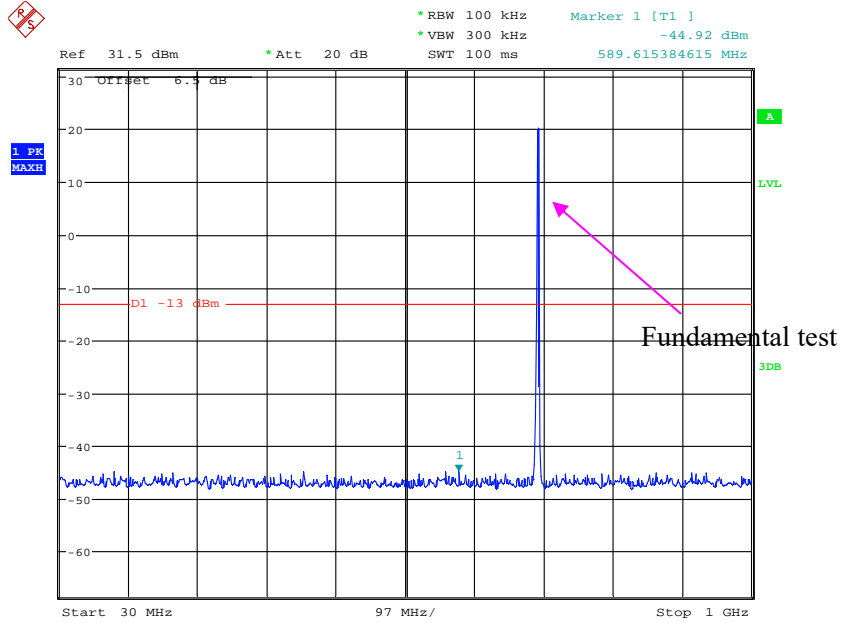
Band 5\_10 MHz\_High\_QPSK\_RB50#0\_2(1GHz-20GHz)



Date: 16.JAN.2021 18:52:49

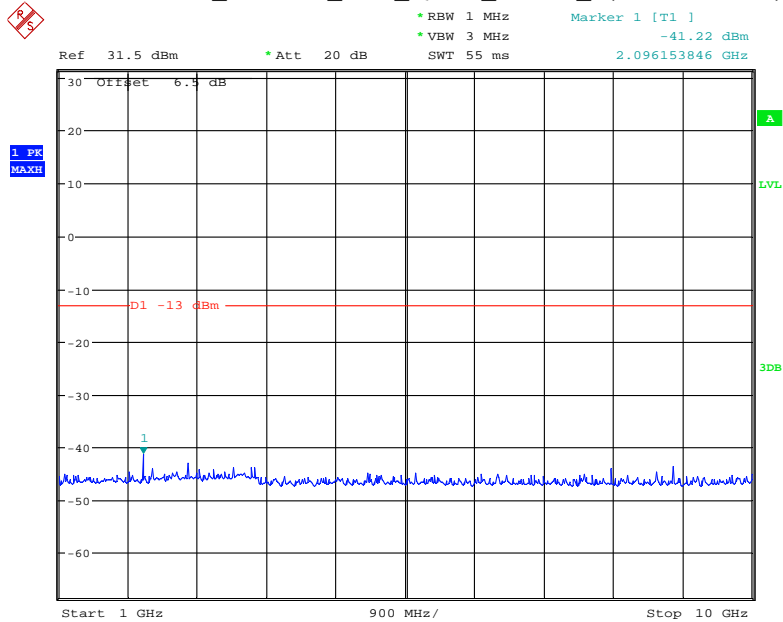
**LTE Band 12:**

**Band 12\_1.4 MHz\_Low\_QPSK\_RB6#0\_1(30MHz-1GHz)**



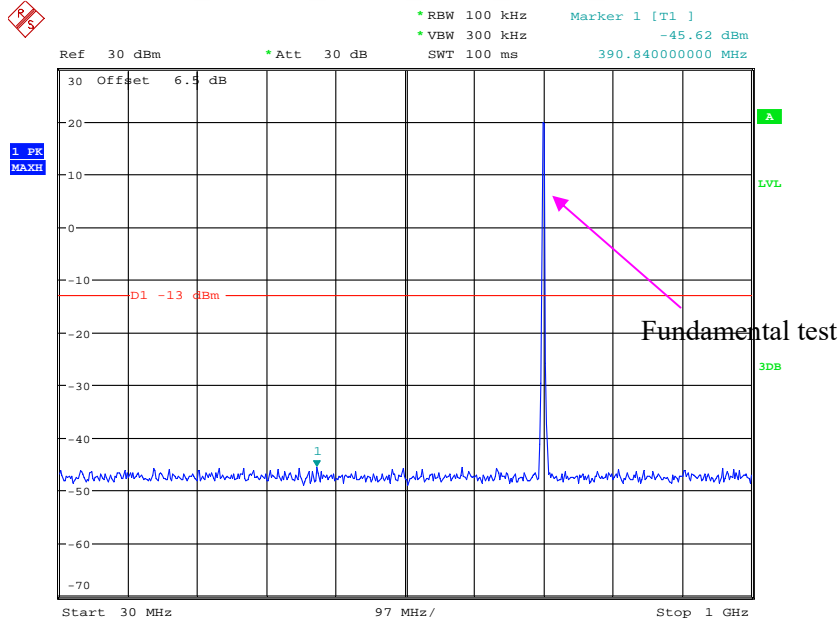
Date: 16.JAN.2021 18:58:03

**Band 12\_1.4 MHz\_Low\_QPSK\_RB6#0\_2(1GHz-10GHz)**



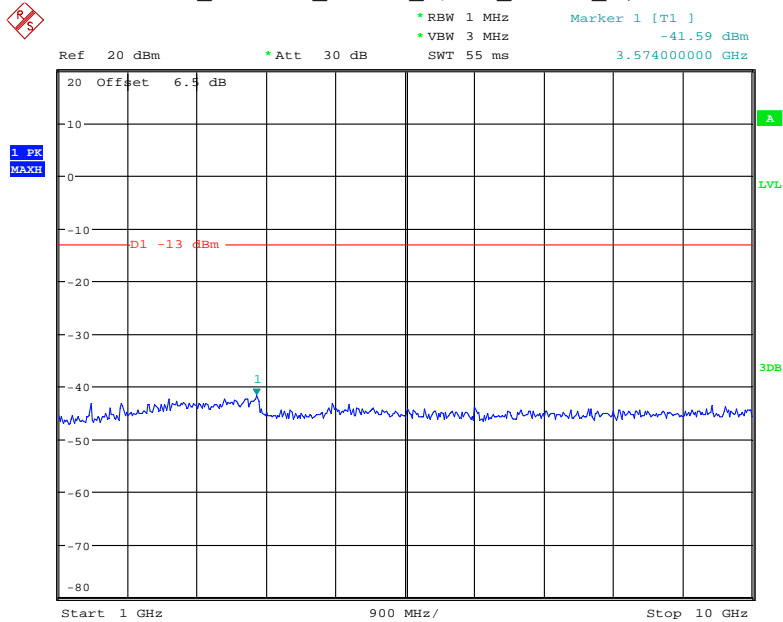
Date: 16.JAN.2021 18:57:37

### Band 12\_1.4 MHz\_Middle\_QPSK\_RB6#0\_1(30MHz-1GHz)



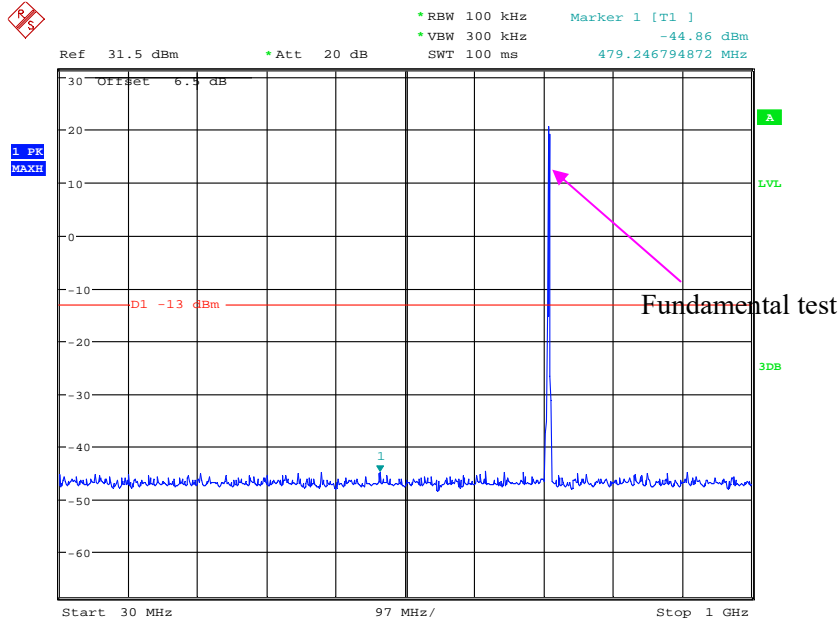
Date: 11.OCT.2020 12:14:13

### Band 12\_1.4 MHz\_Middle\_QPSK\_RB6#0\_2(1GHz-10GHz)



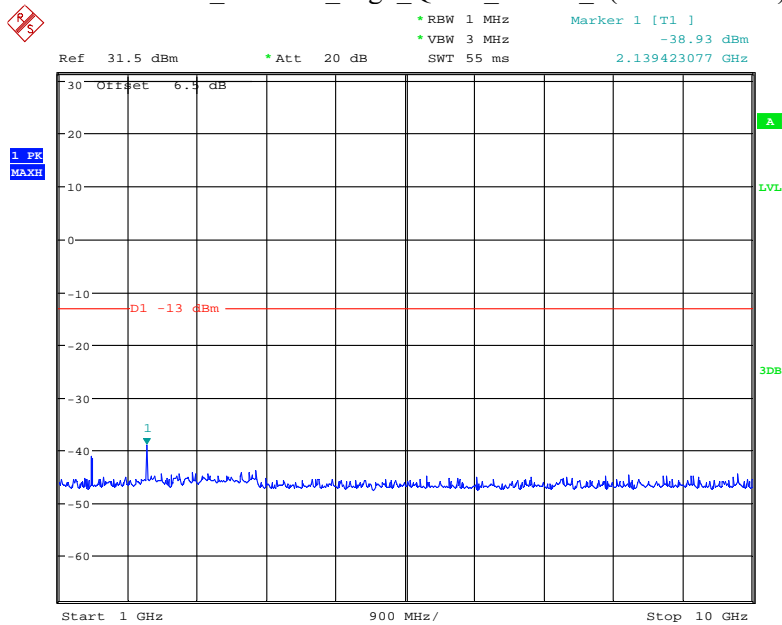
Date: 11.OCT.2020 12:14:27

Band 12\_1.4 MHz\_High\_QPSK\_RB6#0\_1(30MHz-1GHz)



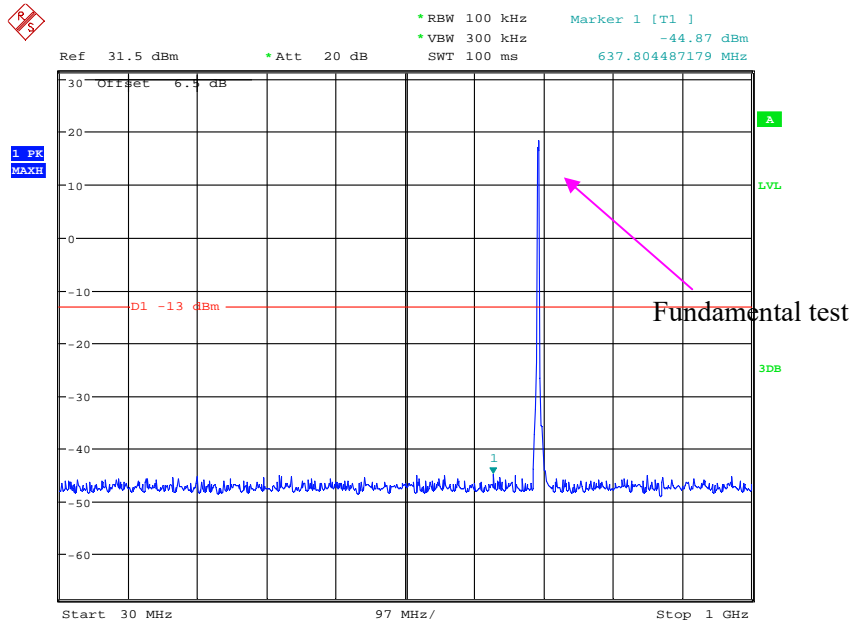
Date: 16.JAN.2021 18:56:05

Band 12\_1.4 MHz\_High\_QPSK\_RB6#0\_2(1GHz-10GHz)



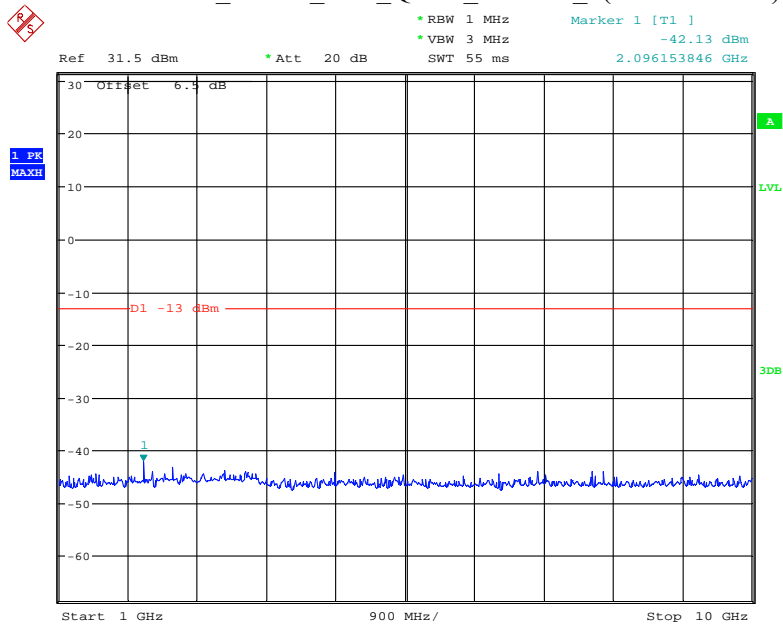
Date: 16.JAN.2021 18:57:04

Band 12\_3 MHz\_Low\_QPSK\_RB15#0\_1(30MHz-1GHz)



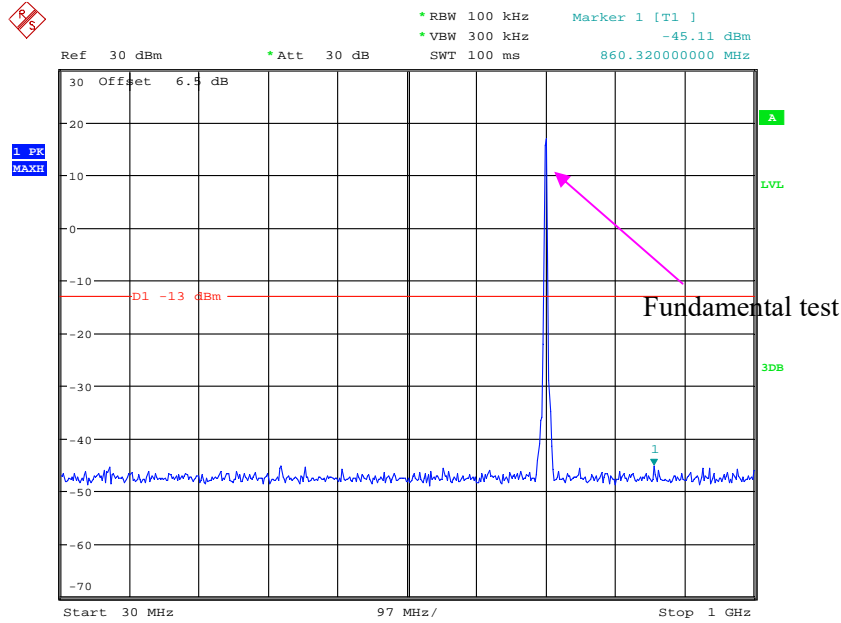
Date: 16.JAN.2021 19:01:01

Band 12\_3 MHz\_Low\_QPSK\_RB15#0\_2(1GHz-10GHz)



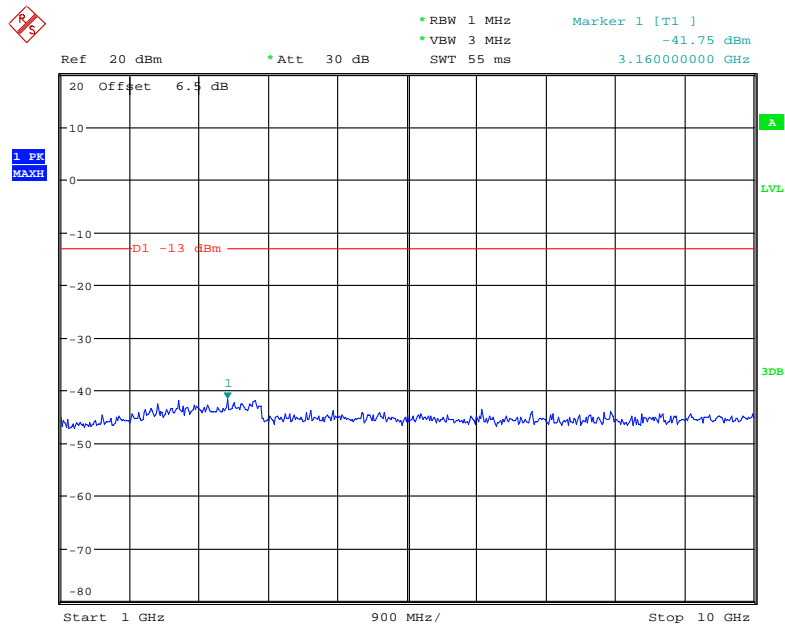
Date: 16.JAN.2021 19:00:40

Band 12\_3 MHz\_Middle\_QPSK\_RB15#0\_1(30MHz-1GHz)



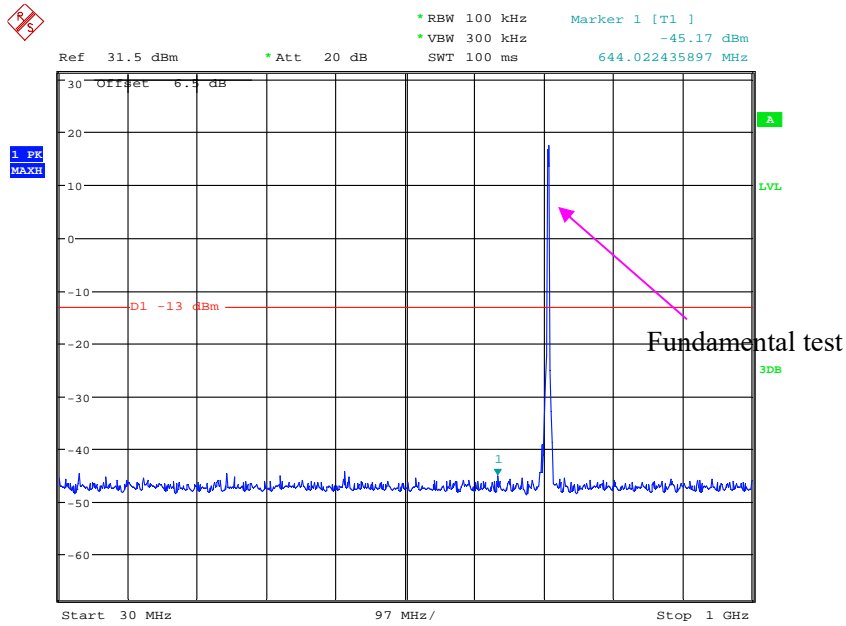
Date: 11.OCT.2020 12:14:44

Band 12\_3 MHz\_Middle\_QPSK\_RB15#0\_2(1GHz-10GHz)



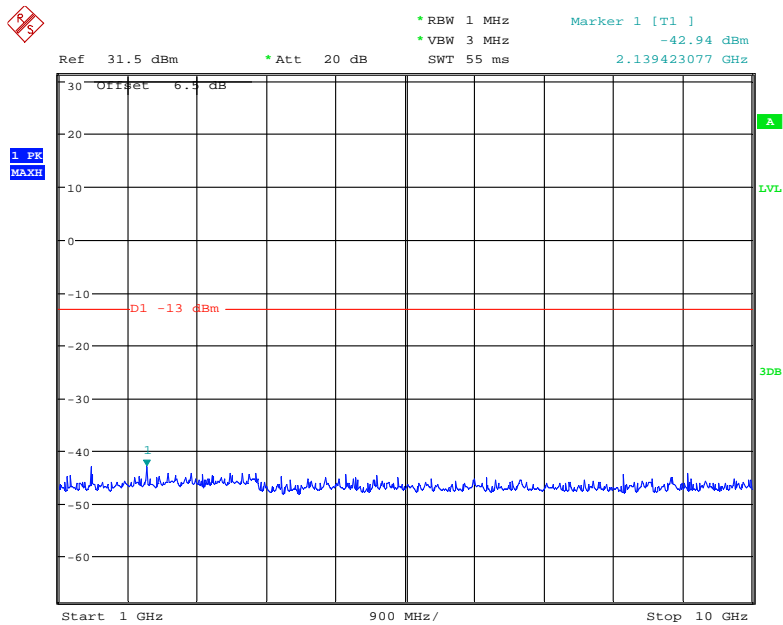
Date: 11.OCT.2020 12:14:55

Band 12\_3 MHz\_High\_QPSK\_RB15#0\_1(30MHz-1GHz)



Date: 16.JAN.2021 18:59:39

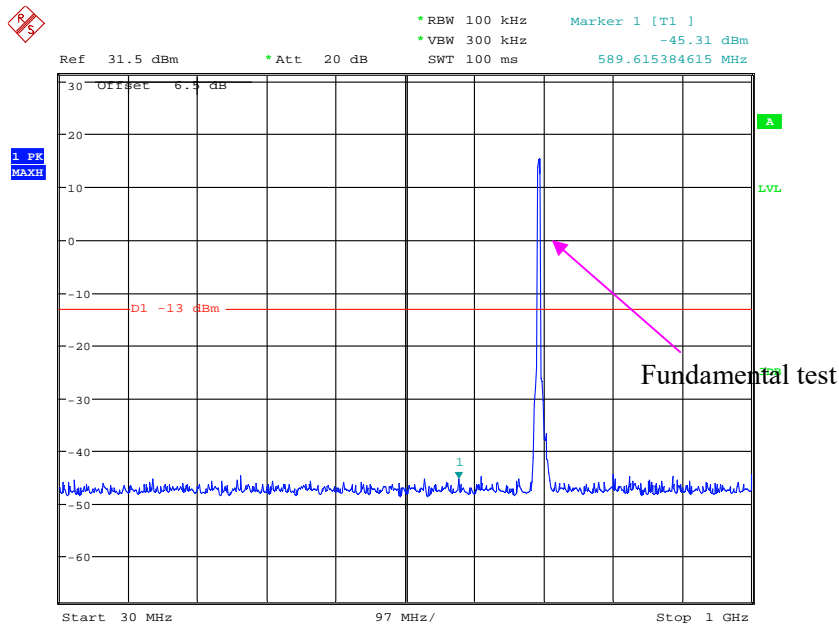
Band 12\_3 MHz\_High\_QPSK\_RB15#0\_2(1GHz-10GHz)



Date: 16.JAN.2021 19:00:11

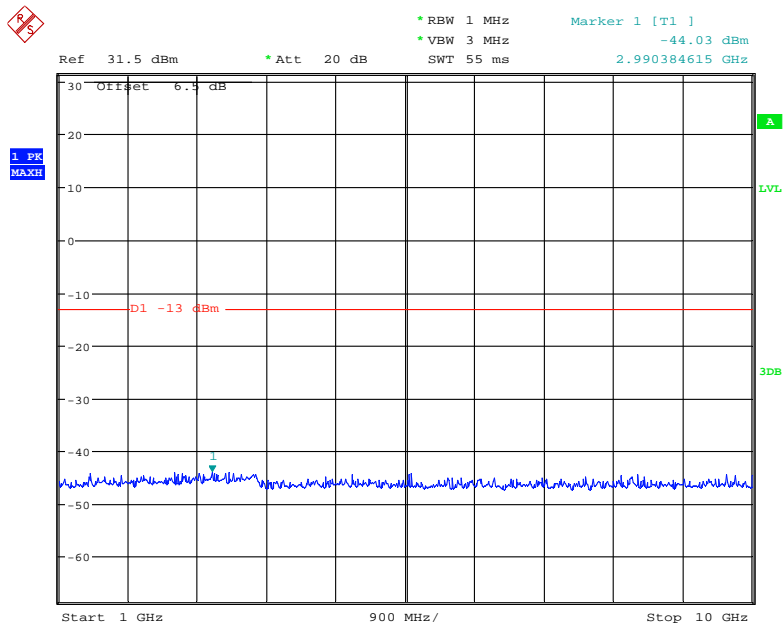


Band 12\_5 MHz\_Low\_QPSK\_RB25#0\_1(30MHz-1GHz)



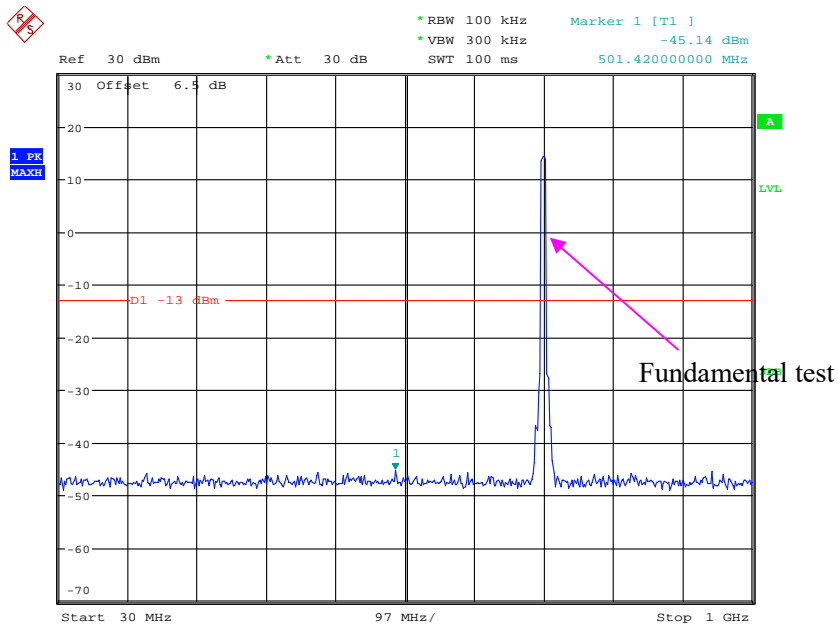
Date: 16.JAN.2021 19:03:49

Band 12\_5 MHz\_Low\_QPSK\_RB25#0\_2(1GHz-10GHz)



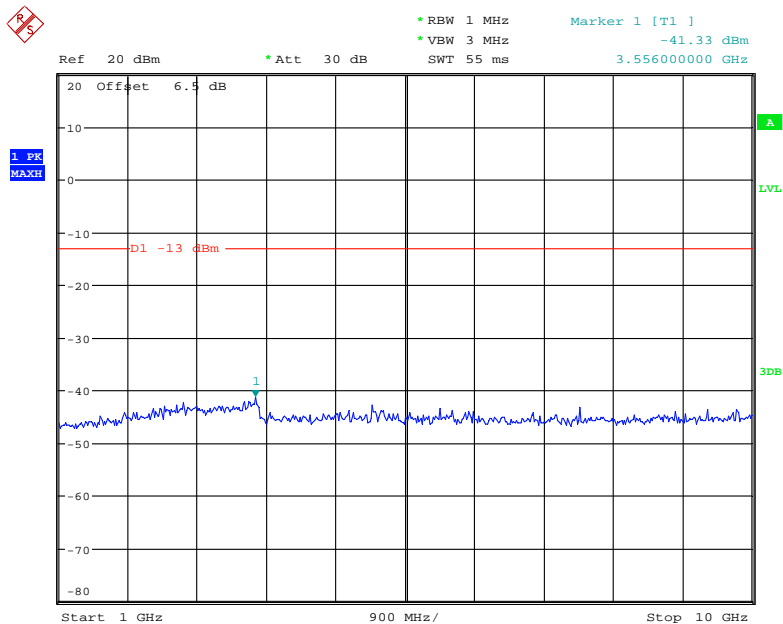
Date: 16.JAN.2021 19:03:30

Band 12\_5 MHz\_Middle\_QPSK\_RB25#0\_1(30MHz-1GHz)



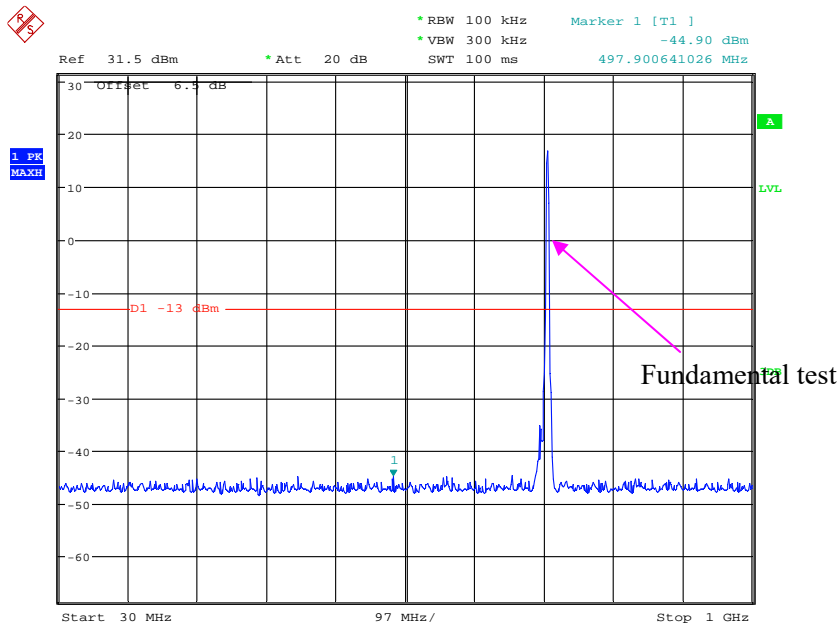
Date: 11.OCT.2020 12:15:13

Band 12\_5 MHz\_Middle\_QPSK\_RB25#0\_2(1GHz-10GHz)



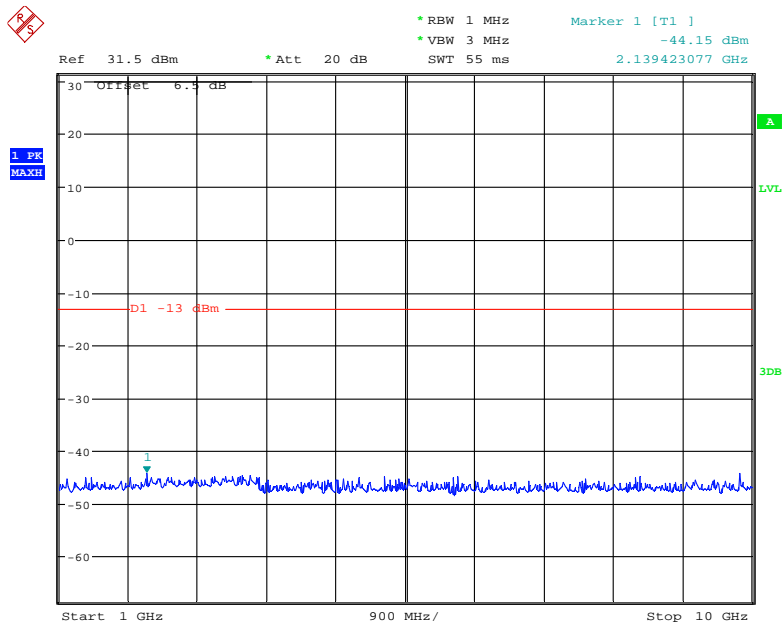
Date: 11.OCT.2020 12:15:23

Band 12\_5 MHz\_High\_QPSK\_RB25#0\_1(30MHz-1GHz)



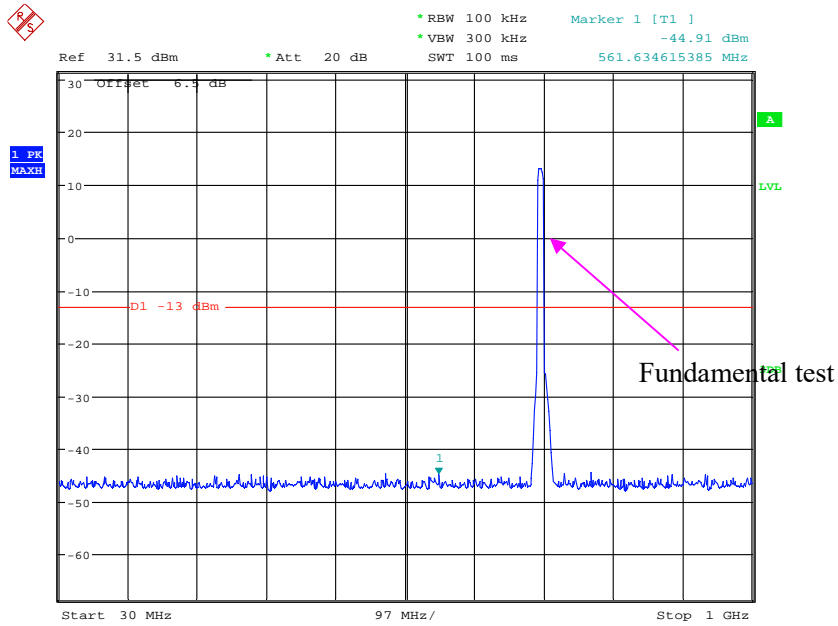
Date: 16.JAN.2021 19:02:29

Band 12\_5 MHz\_High\_QPSK\_RB25#0\_2(1GHz-10GHz)



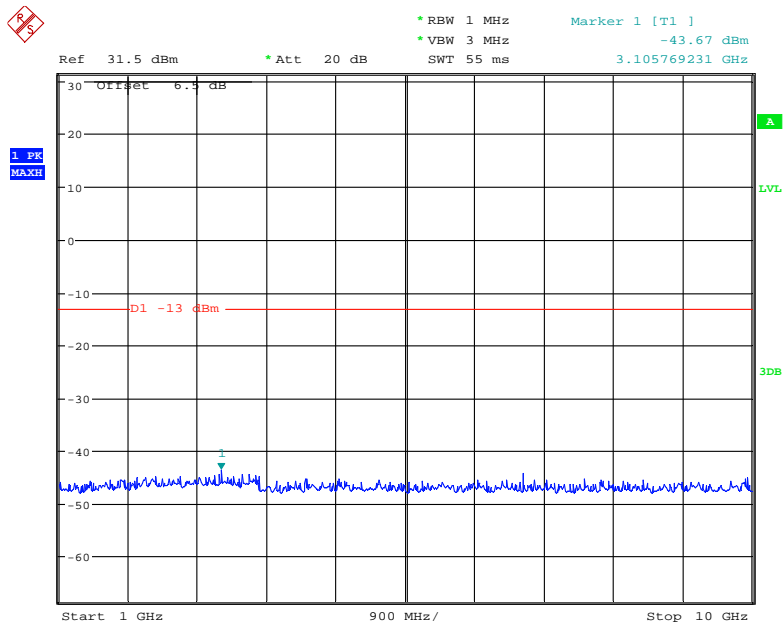
Date: 16.JAN.2021 19:02:58

Band 12\_10 MHz\_Low\_QPSK\_RB50#0\_1(30MHz-1GHz)



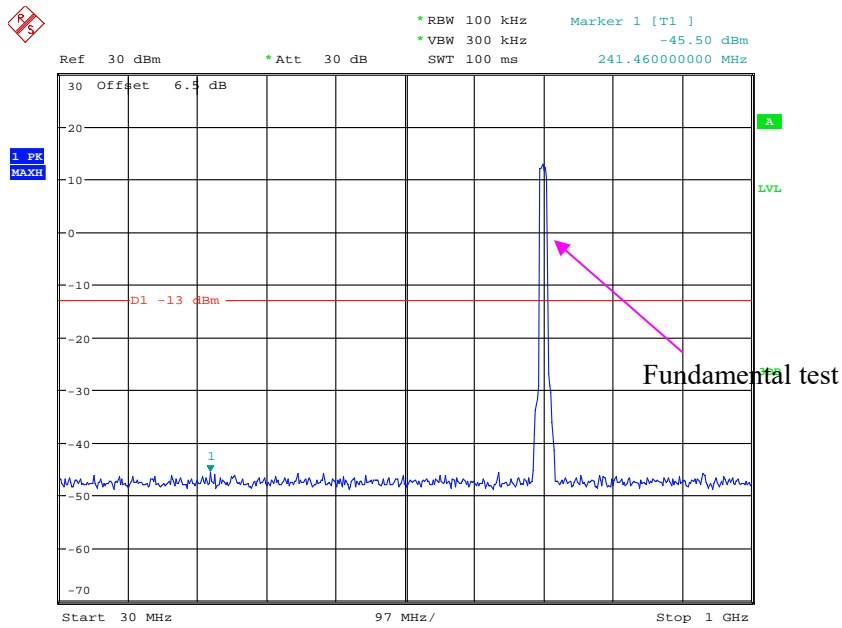
Date: 16.JAN.2021 19:14:44

Band 12\_10 MHz\_Low\_QPSK\_RB50#0\_2(1GHz-10GHz)



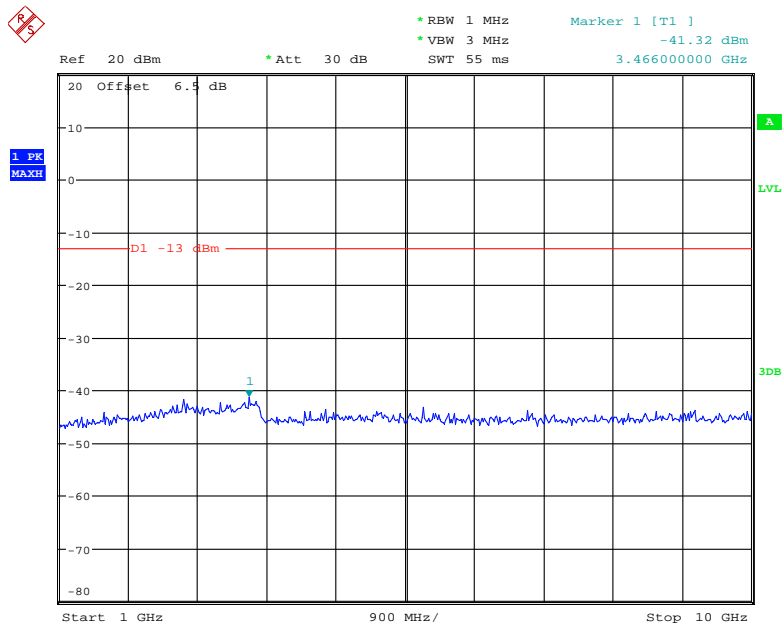
Date: 16.JAN.2021 19:14:08

Band 12\_10 MHz\_Middle\_QPSK\_RB50#0\_1(30MHz-1GHz)



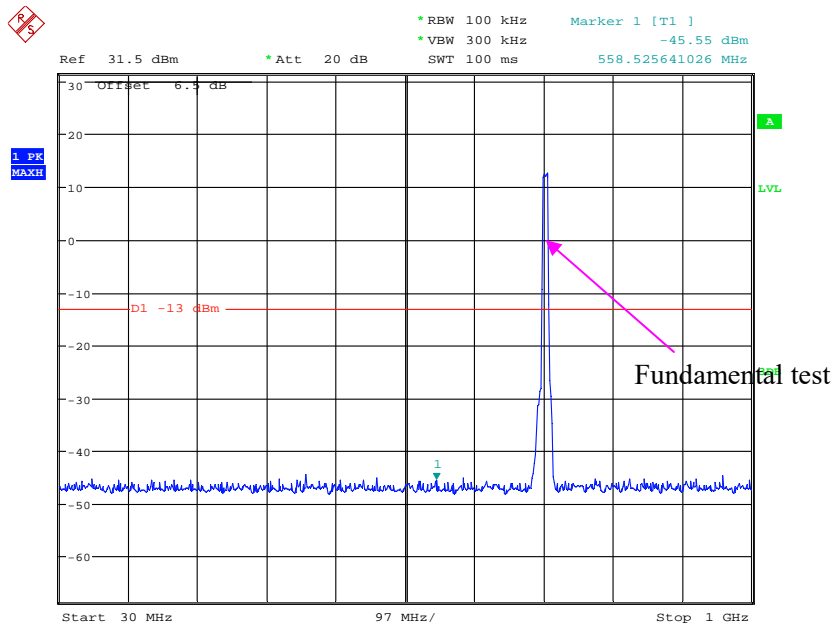
Date: 11.OCT.2020 12:15:44

Band 12\_10 MHz\_Middle\_QPSK\_RB50#0\_2(1GHz-10GHz)



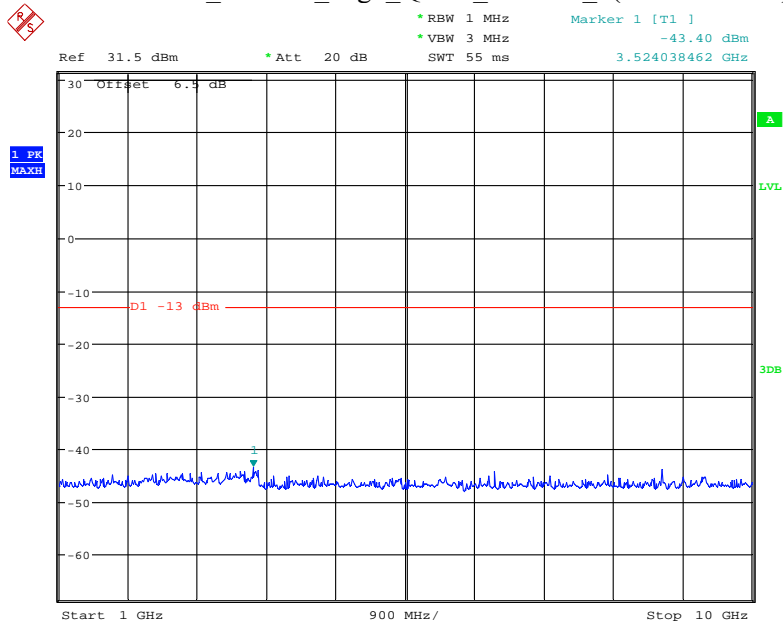
Date: 11.OCT.2020 12:15:54

Band 12\_10 MHz\_High\_QPSK\_RB50#0\_1(30MHz-1GHz)



Date: 16.JAN.2021 19:04:46

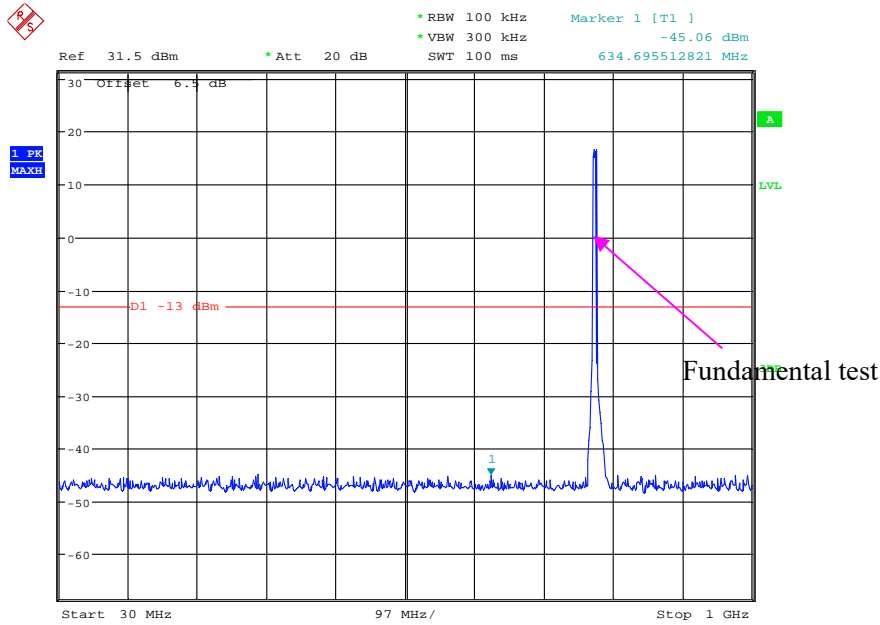
Band 12\_10 MHz\_High\_QPSK\_RB50#0\_2(1GHz-10GHz)



Date: 16.JAN.2021 19:13:27

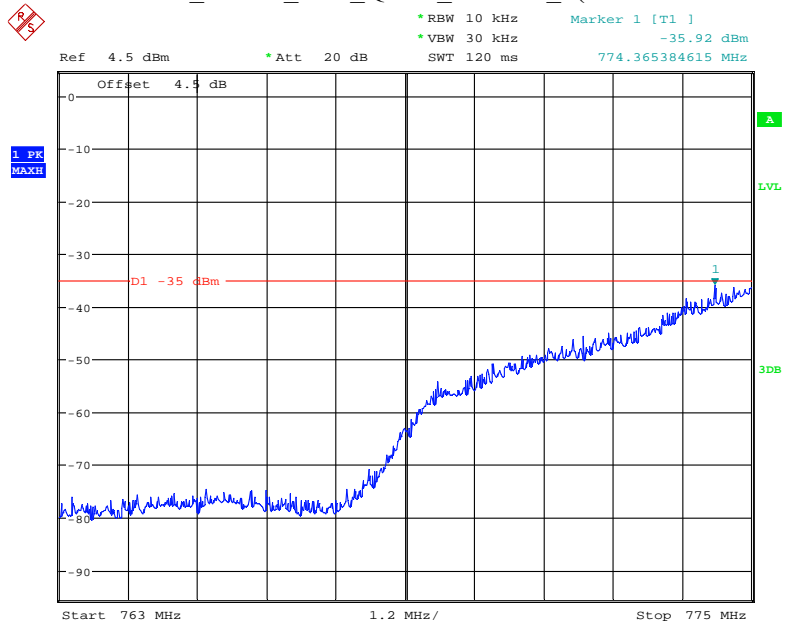
**LTE Band 13:**

**Band 13\_5 MHz\_Low\_QPSK\_RB25#0\_1(30MHz-1GHz)**



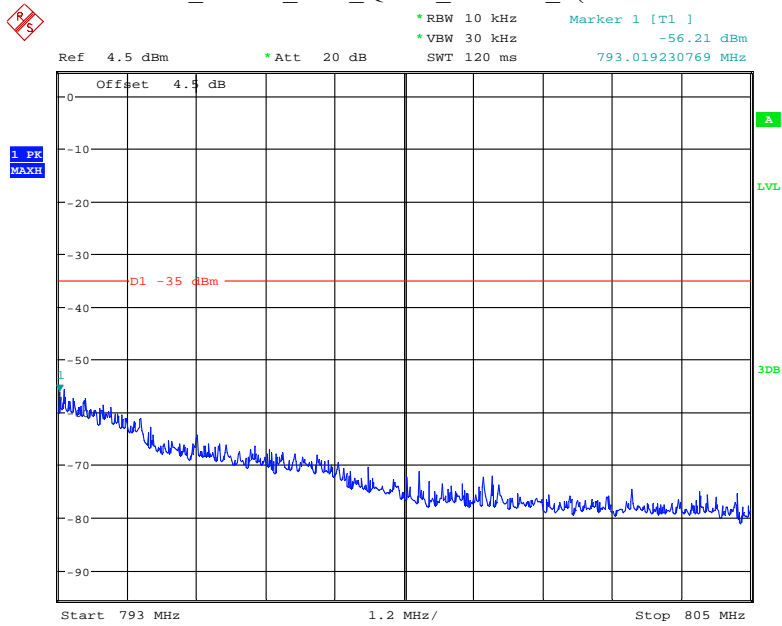
Date: 16.JAN.2021 19:17:40

**Band 13\_5 MHz\_Low\_QPSK\_RB25#0\_1(763MHz-775MHz)**



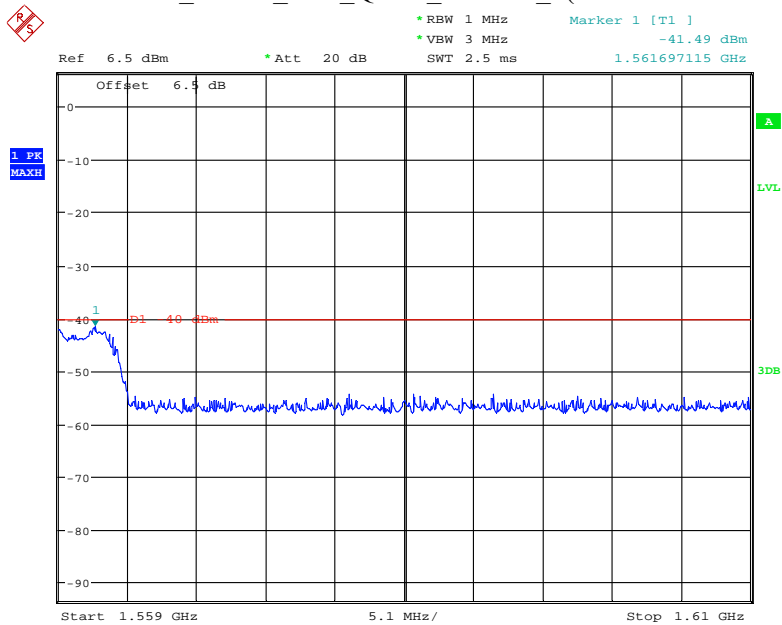
Date: 4.FEB.2021 09:55:26

Band 13\_5 MHz\_Low\_QPSK\_RB25#0\_1(793MHz-805MHz)



Date: 4.FEB.2021 09:54:22

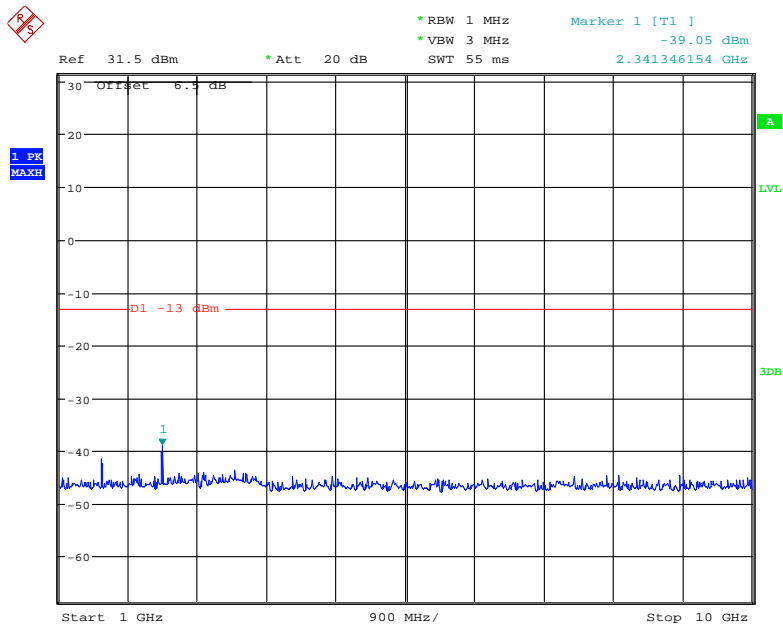
Band 13\_5 MHz\_Low\_QPSK\_RB25#0\_1(1559GHz-1610GHz)



Date: 4.FEB.2021 09:53:04

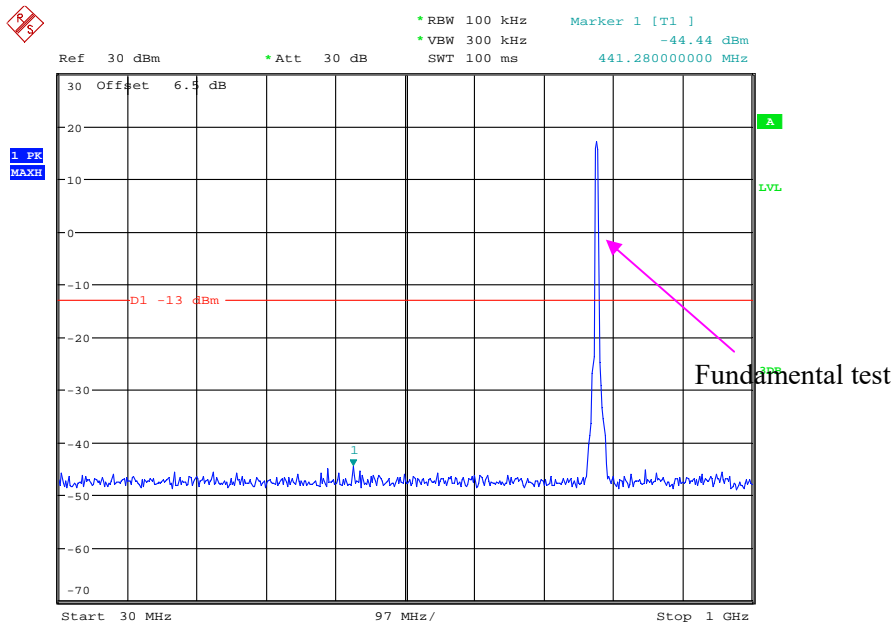


Band 13\_5 MHz\_Low\_QPSK\_RB25#0\_2(1GHz-10GHz)



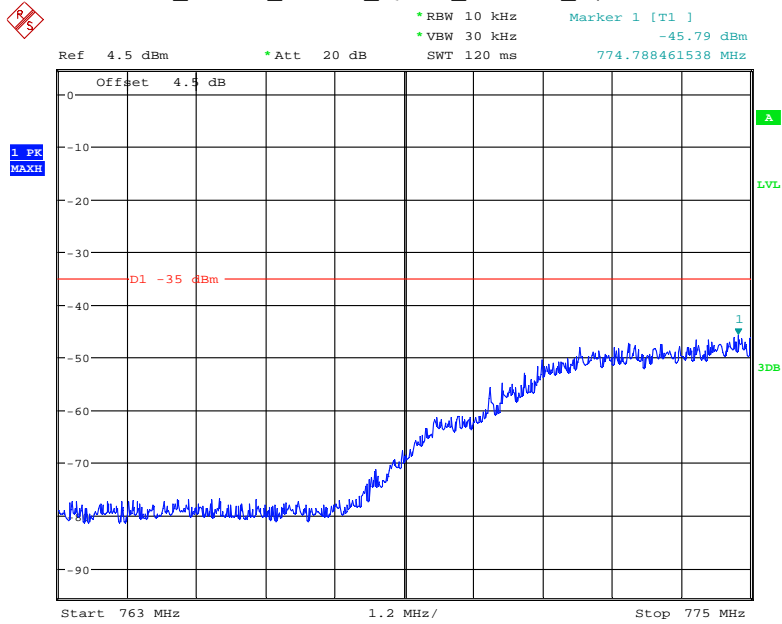
Date: 16.JAN.2021 19:17:18

Band 13\_5 MHz\_Middle\_QPSK\_RB25#0\_1(30MHz-1GHz)



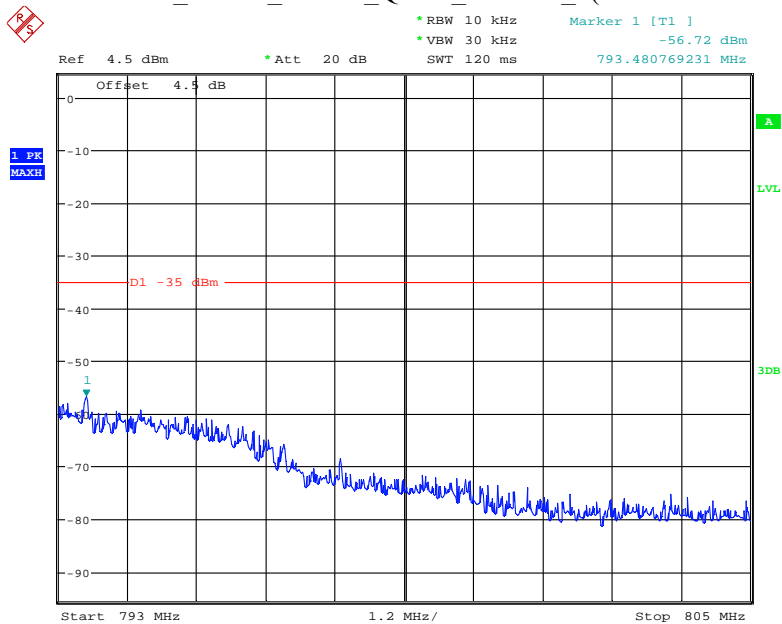
Date: 11.OCT.2020 12:16:11

Band 13\_5 MHz\_Middle\_QPSK\_RB25#0\_1(763MHz-775MHz)



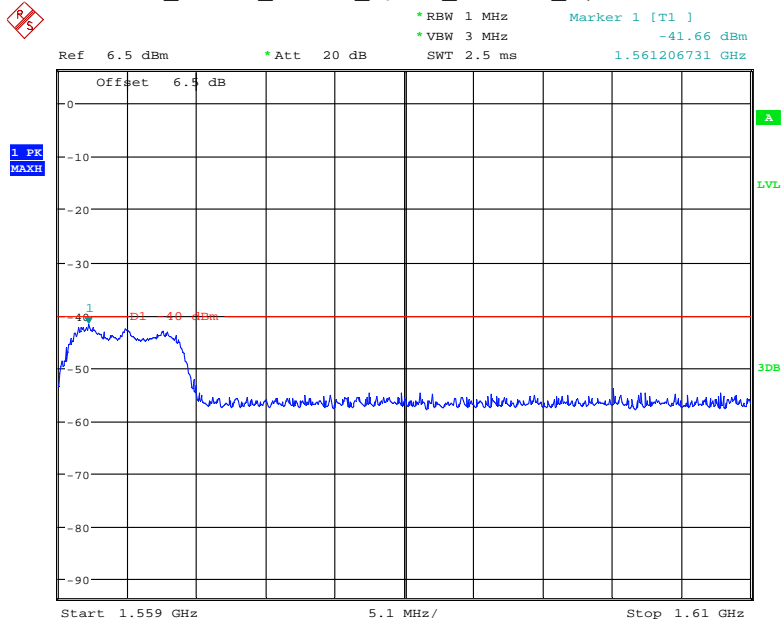
Date: 4.FEB.2021 09:55:42

Band 13\_5 MHz\_Middle\_QPSK\_RB25#0\_1(793MHz-805MHz)



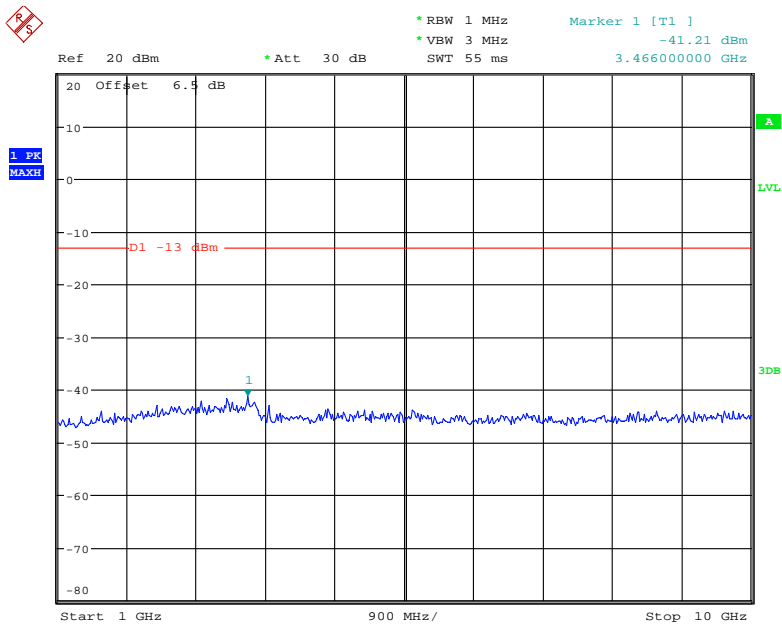
Date: 4.FEB.2021 09:56:56

Band 13\_5 MHz\_Middle\_QPSK\_RB25#0\_1(1559GHz-1610GHz)



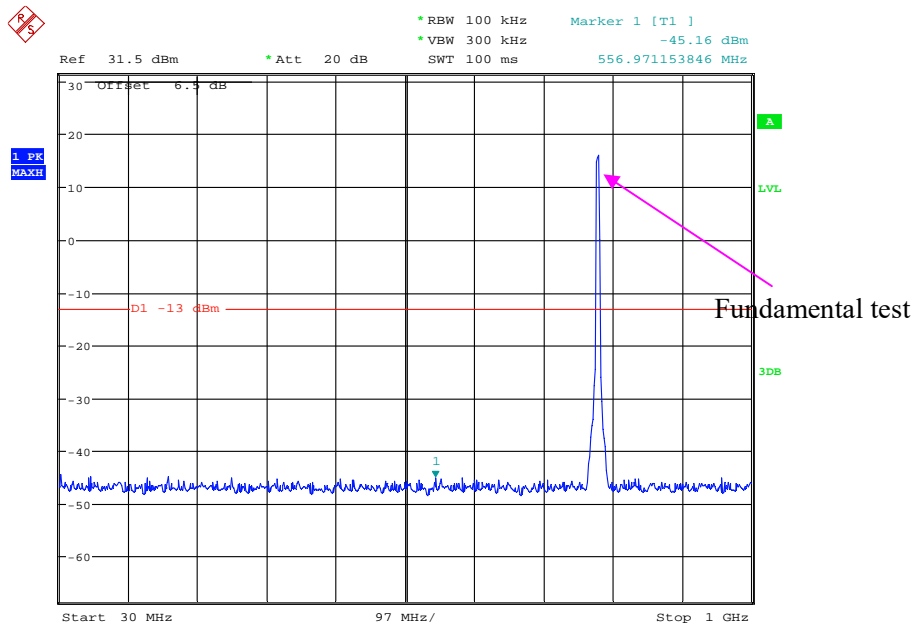
Date: 4.FEB.2021 09:52:43

Band 13\_5 MHz\_Middle\_QPSK\_RB25#0\_2(1GHz-10GHz)



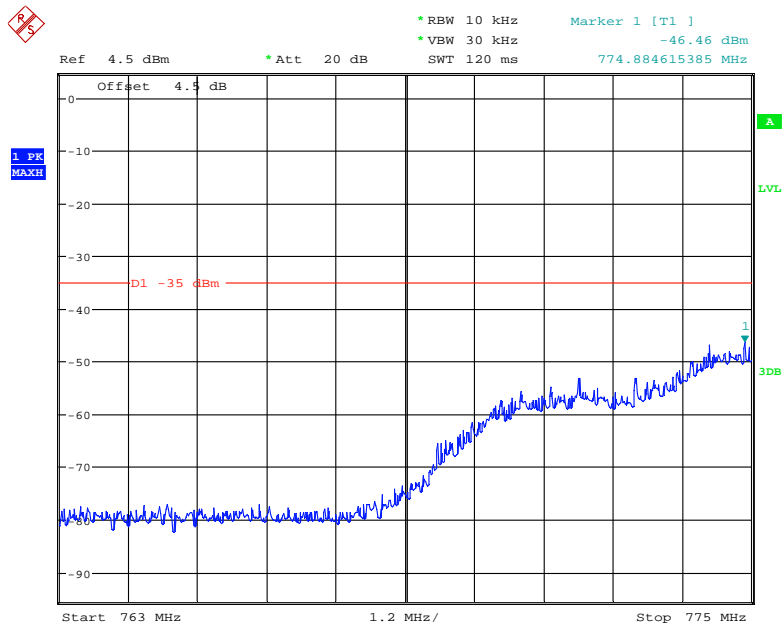
Date: 11.OCT.2020 12:16:22

Band 13\_5 MHz\_High\_QPSK\_RB25#0\_1(30MHz-1GHz)



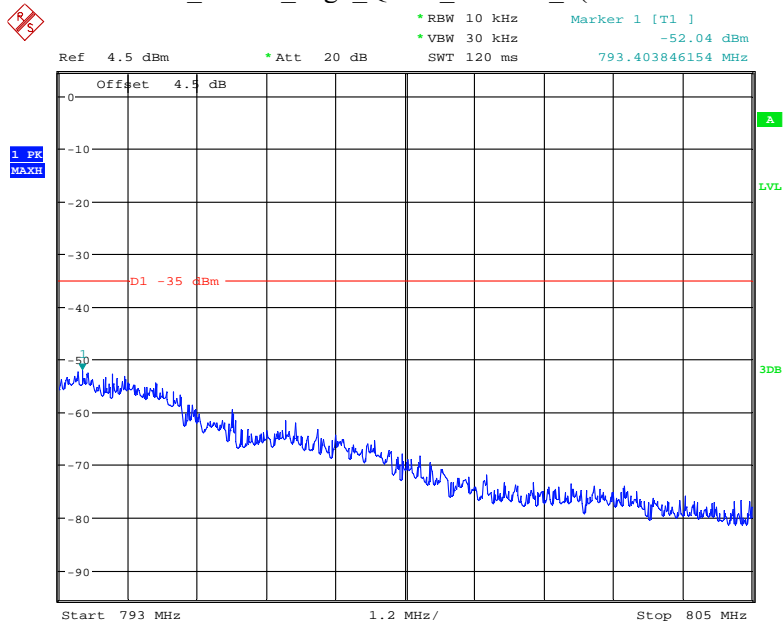
Date: 16.JAN.2021 19:15:49

Band 13\_5 MHz\_High\_QPSK\_RB25#0\_1(762MHz-775MHz)



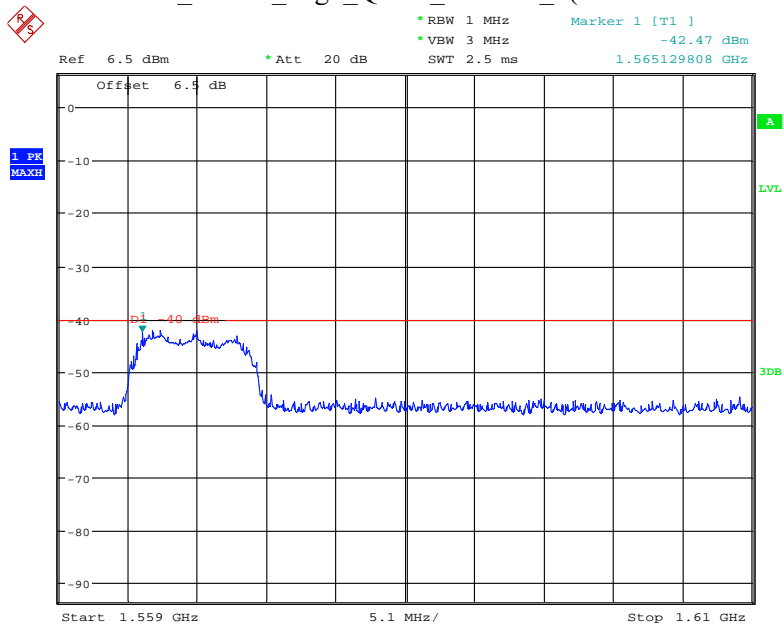
Date: 4.FEB.2021 09:56:06

### Band 13\_5 MHz\_High\_QPSK\_RB25#0\_1(793MHz-805MHz)



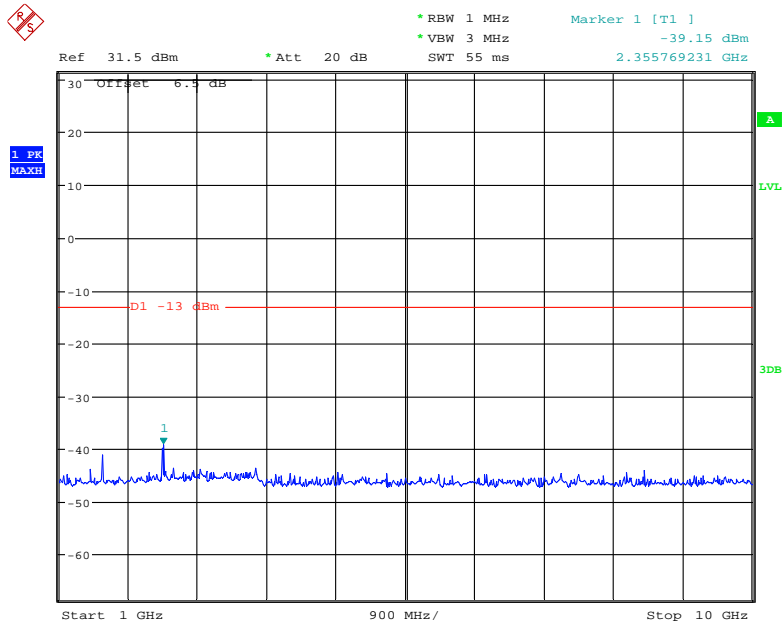
Date: 4.FEB.2021 09:56:36

### Band 13\_5 MHz\_High\_QPSK\_RB25#0\_1(1559GHz-1610GHz)



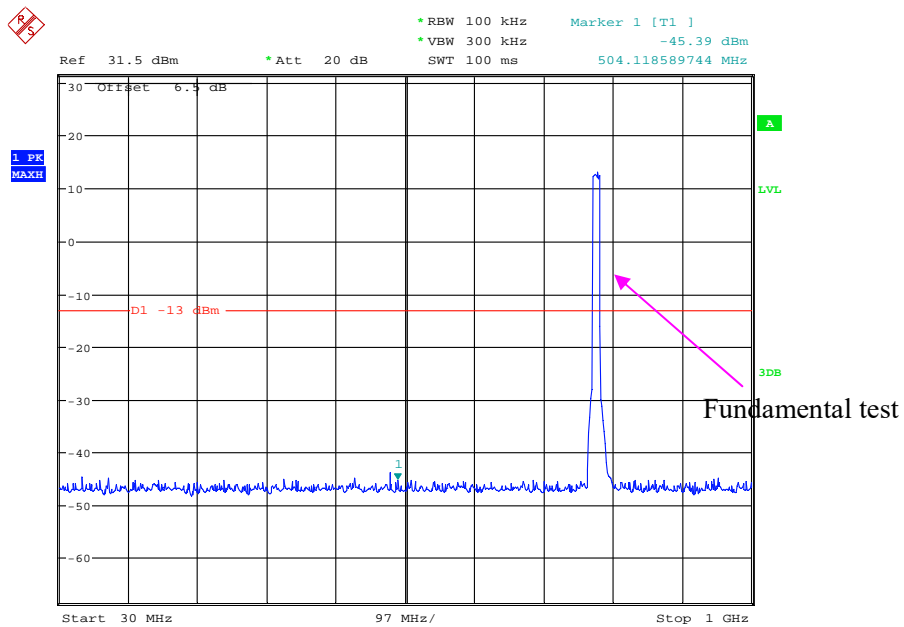
Date: 4.FEB.2021 09:51:21

Band 13\_5 MHz\_High\_QPSK\_RB25#0\_2(1GHz-10GHz)



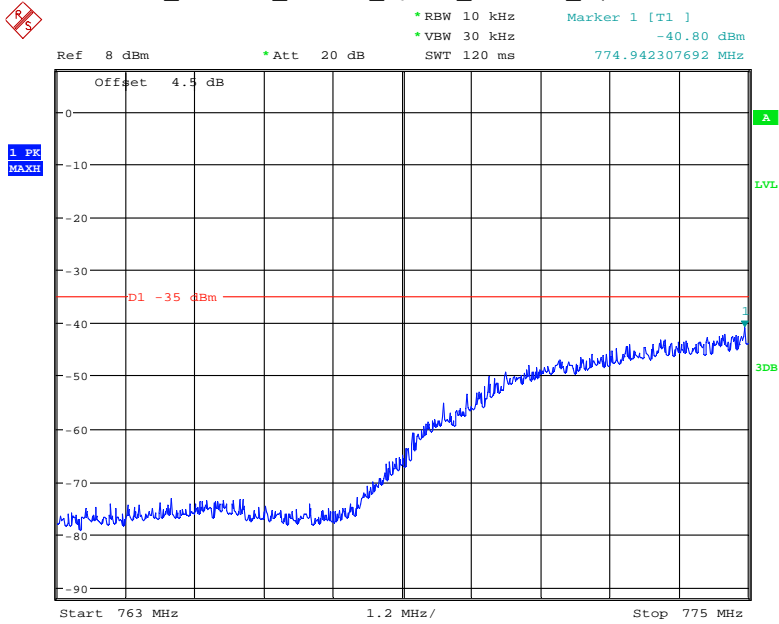
Date: 16.JAN.2021 19:16:41

Band 13\_10 MHz\_Middle\_QPSK\_RB50#0\_1(30MHz-1GHz)



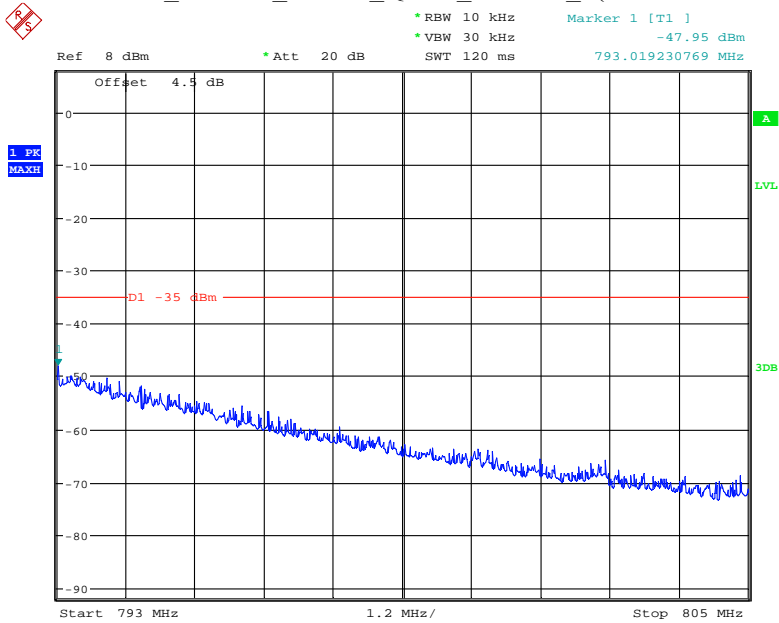
Date: 16.JAN.2021 19:29:12

Band 13\_10 MHz\_Middle\_QPSK\_RB50#0\_2(763MHz-775MHz)



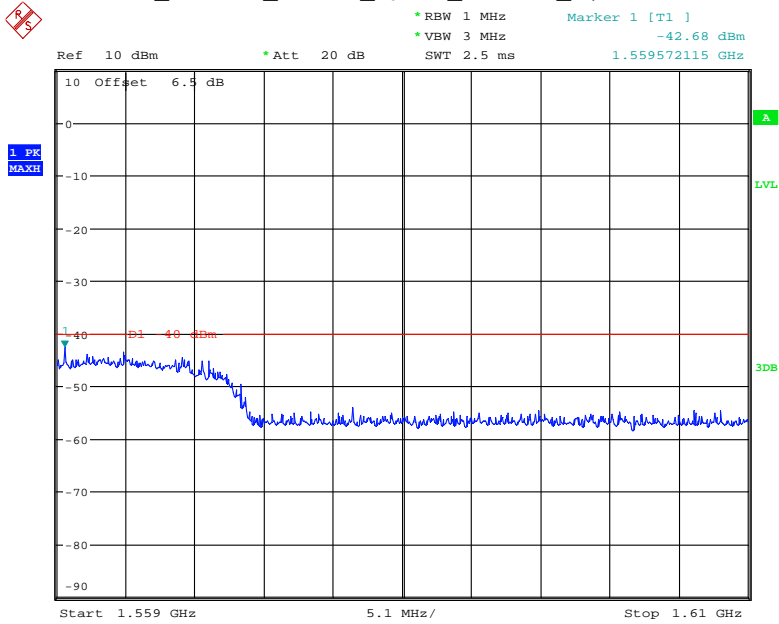
Date: 4.FEB.2021 10:14:34

Band 13\_10 MHz\_Middle\_QPSK\_RB50#0\_2(793MHz-805MHz)



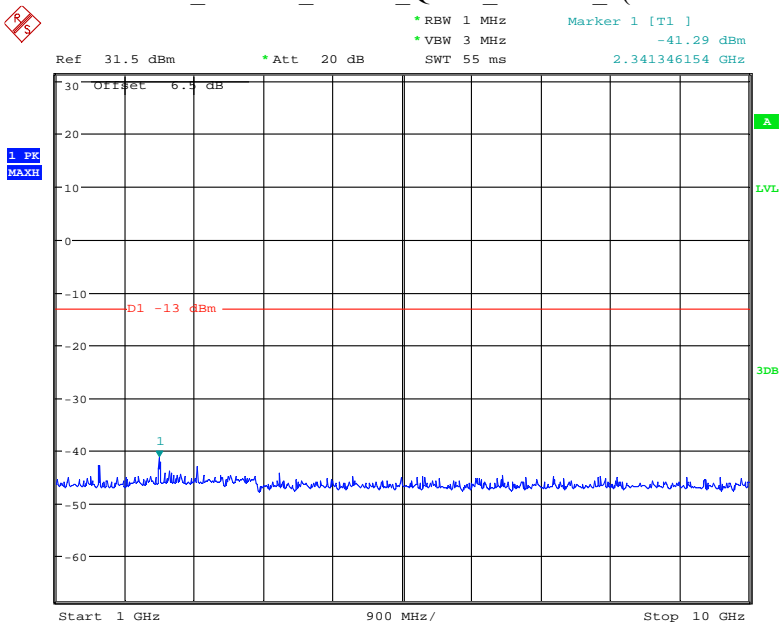
Date: 4.FEB.2021 10:14:09

### Band 13\_10 MHz\_Middle\_QPSK\_RB50#0\_2(1559GHz-1610GHz)



Date: 4.FEB.2021 10:13:05

### Band 13\_10 MHz\_Middle\_QPSK\_RB50#0\_2(1GHz-10GHz)

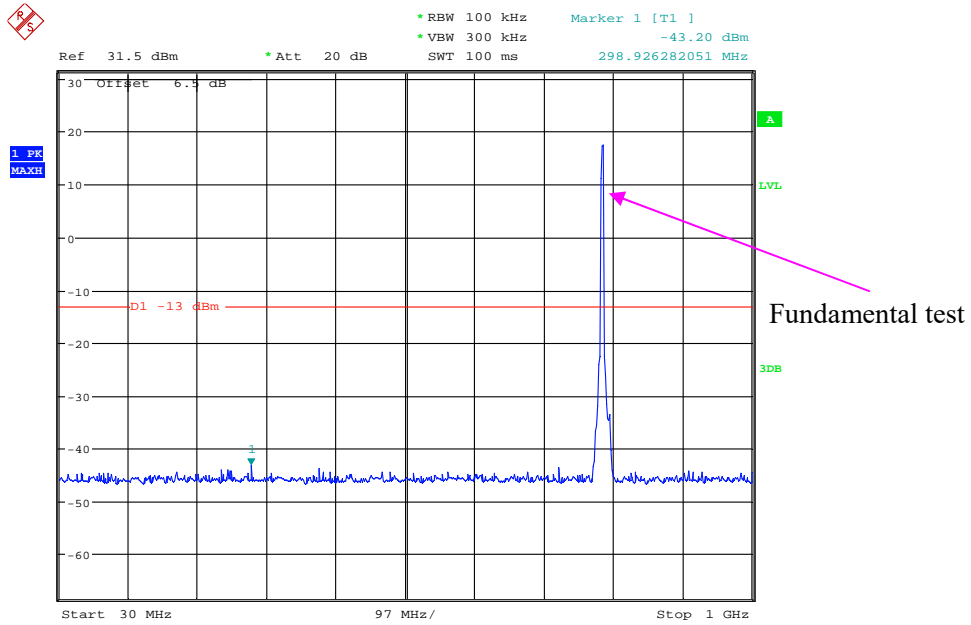


Date: 16.JAN.2021 19:28:36



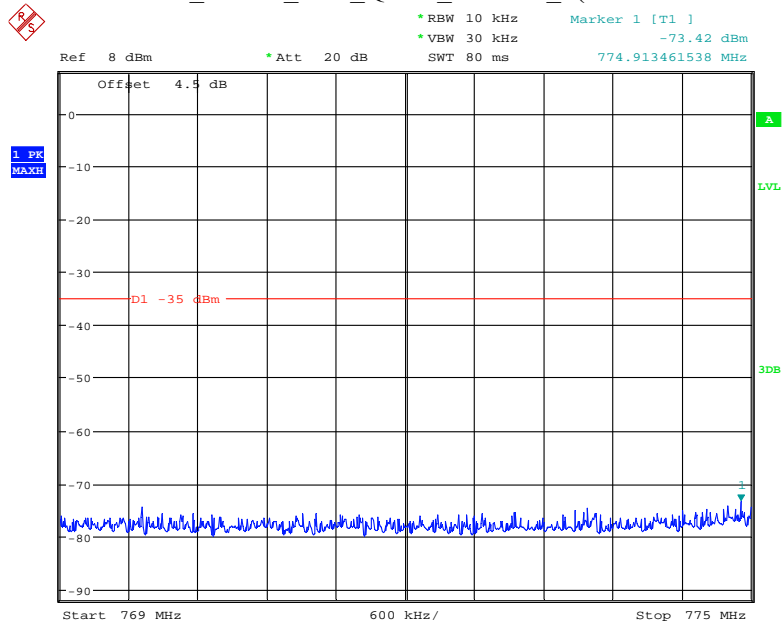
**LTE Band 14:**

**Band 14\_5 MHz\_Low\_QPSK\_RB25#0\_1(30MHz-1GHz)**



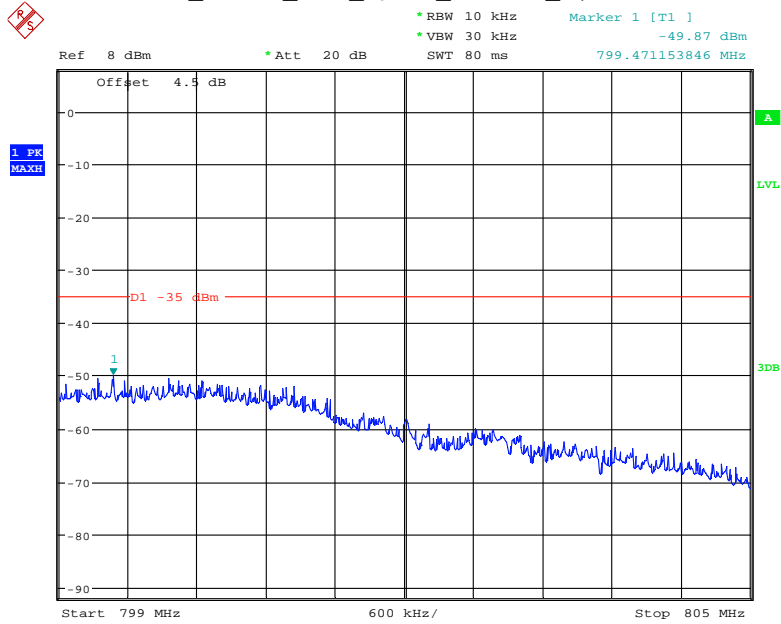
Date: 16.JAN.2021 19:34:34

**Band 14\_5 MHz\_Low\_QPSK\_RB25#0\_1(769MHz-775MHz)**



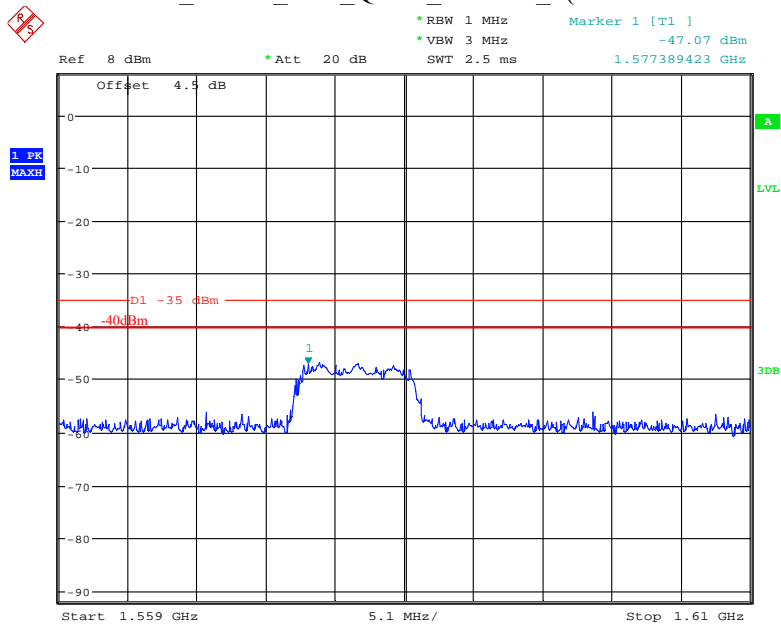
Date: 4.FEB.2021 10:19:02

Band 14\_5 MHz\_Low\_QPSK\_RB25#0\_1(799MHz-805MHz)



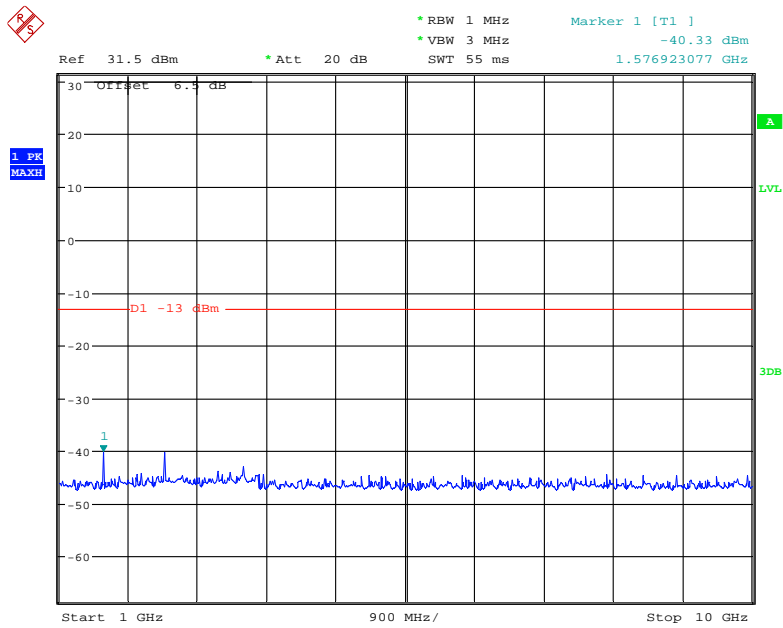
Date: 4.FEB.2021 10:21:46

Band 14\_5 MHz\_Low\_QPSK\_RB25#0\_1(1599GHz-1610GHz)



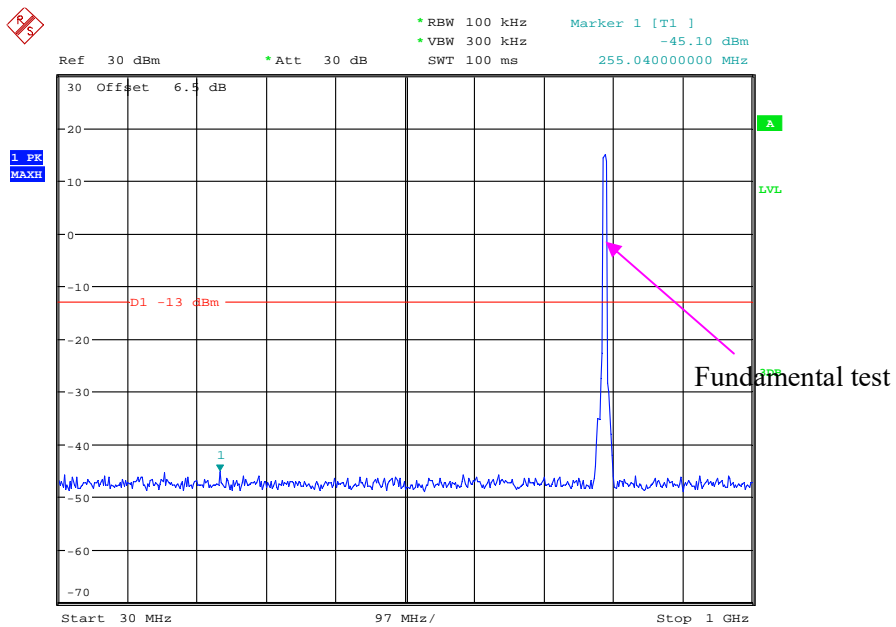
Date: 4.FEB.2021 10:35:35

Band 14\_5 MHz\_Low\_QPSK\_RB25#0\_2(1GHz-10GHz)



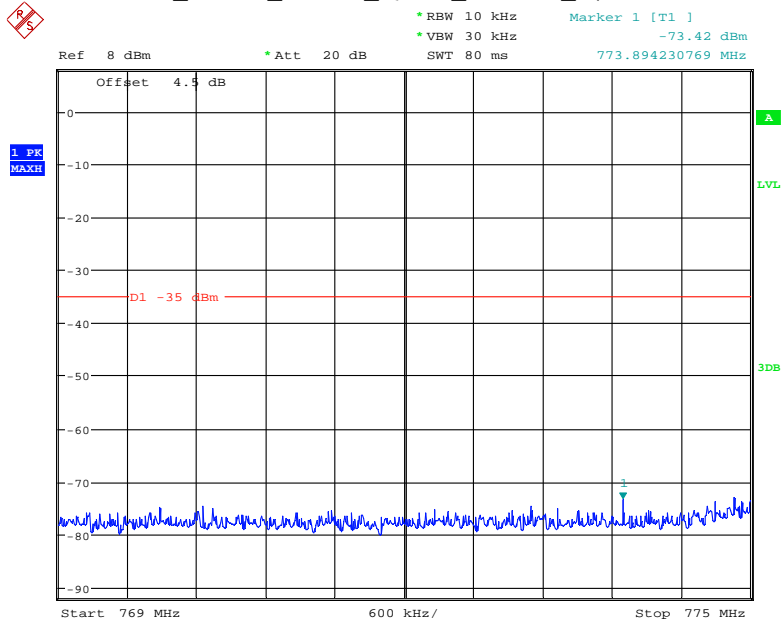
Date: 16.JAN.2021 19:32:23

Band 14\_5 MHz\_Middle\_QPSK\_RB25#0\_1(30MHz-1GHz)



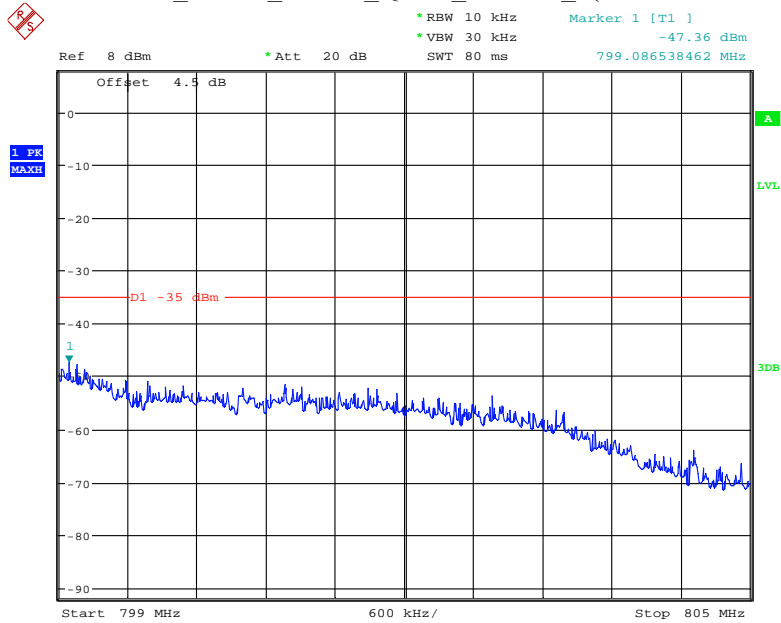
Date: 11.OCT.2020 12:17:11

Band 14\_5 MHz\_Middle\_QPSK\_RB25#0\_1(769MHz-775MHz)



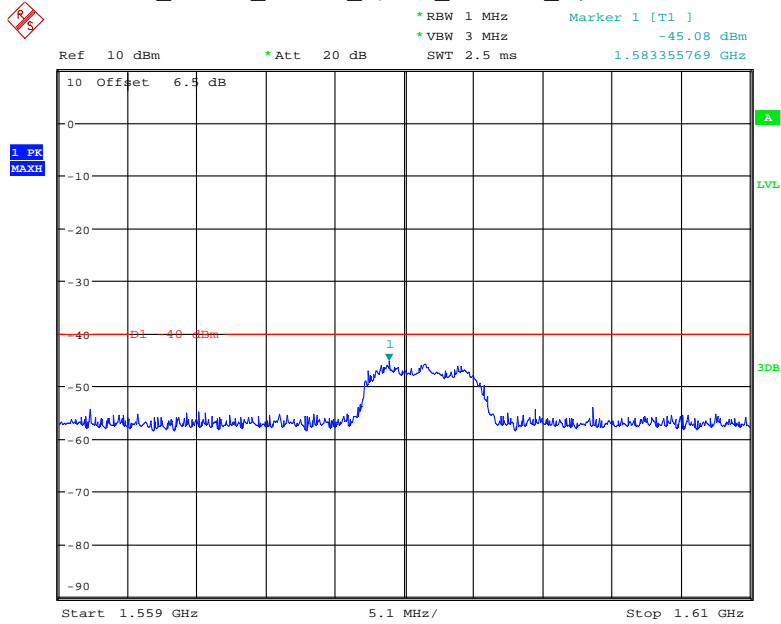
Date: 4.FEB.2021 10:29:41

Band 14\_5 MHz\_Middle\_QPSK\_RB25#0\_1(799MHz-805MHz)



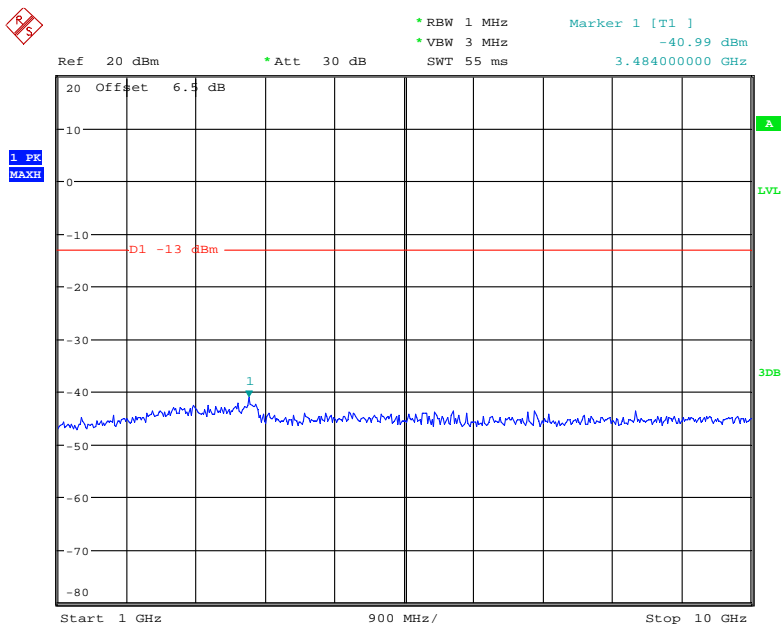
Date: 4.FEB.2021 10:29:13

### Band 14\_5 MHz\_Middle\_QPSK\_RB25#0\_1(1.599GHz-1.610GHz)



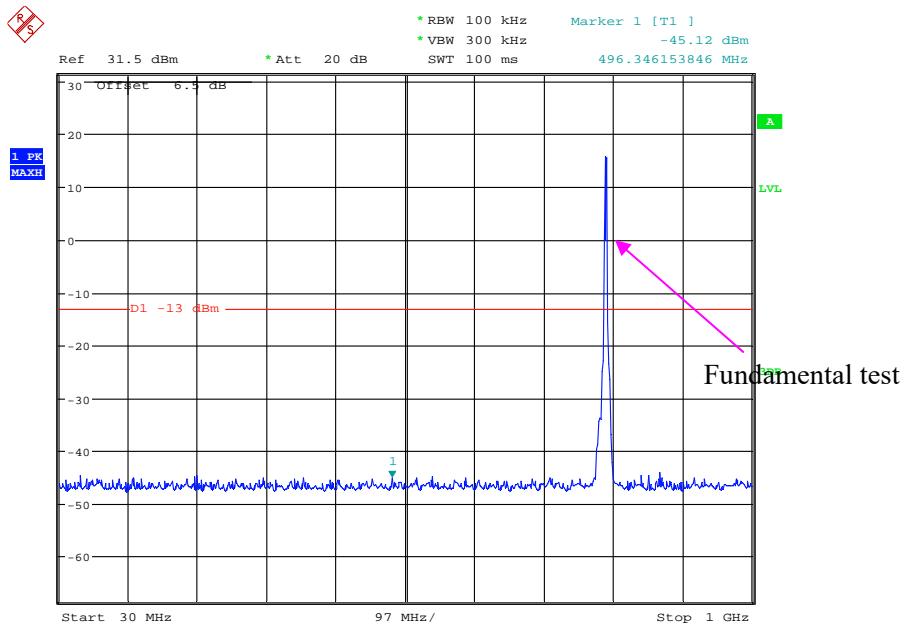
Date: 4.FEB.2021 10:33:40

### Band 14\_5 MHz\_Middle\_QPSK\_RB25#0\_2(1GHz-10GHz)



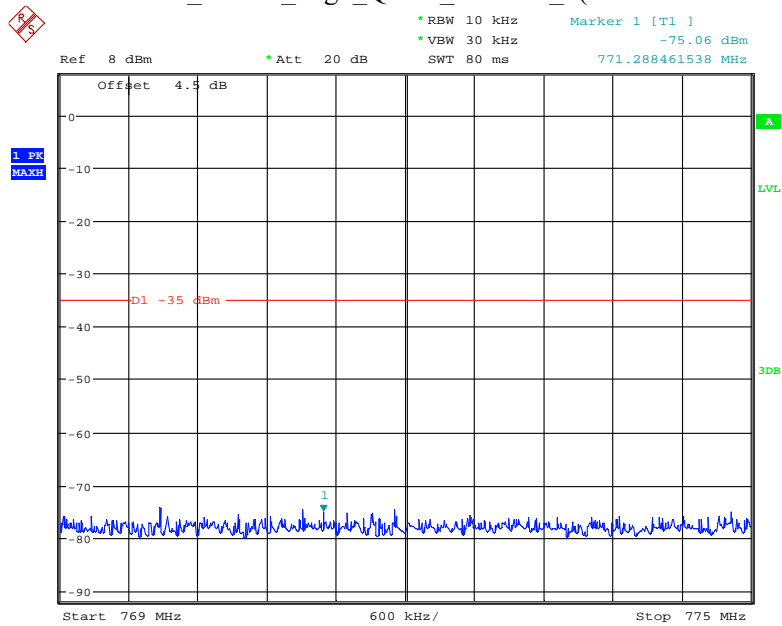
Date: 11.OCT.2020 12:17:21

Band 14\_5 MHz\_High\_QPSK\_RB25#0\_1(30MHz-1GHz)



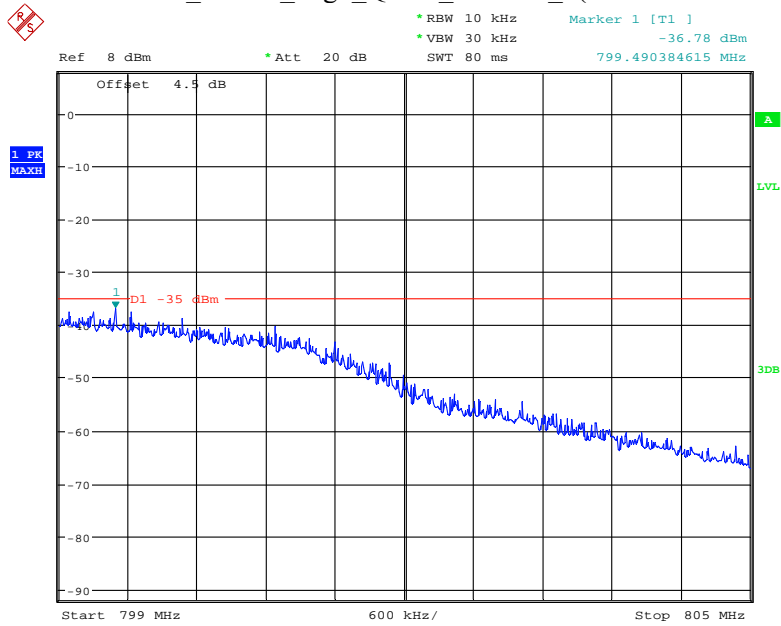
Date: 16.JAN.2021 19:30:45

Band 14\_5 MHz\_High\_QPSK\_RB25#0\_1(769MHz-775MHz)



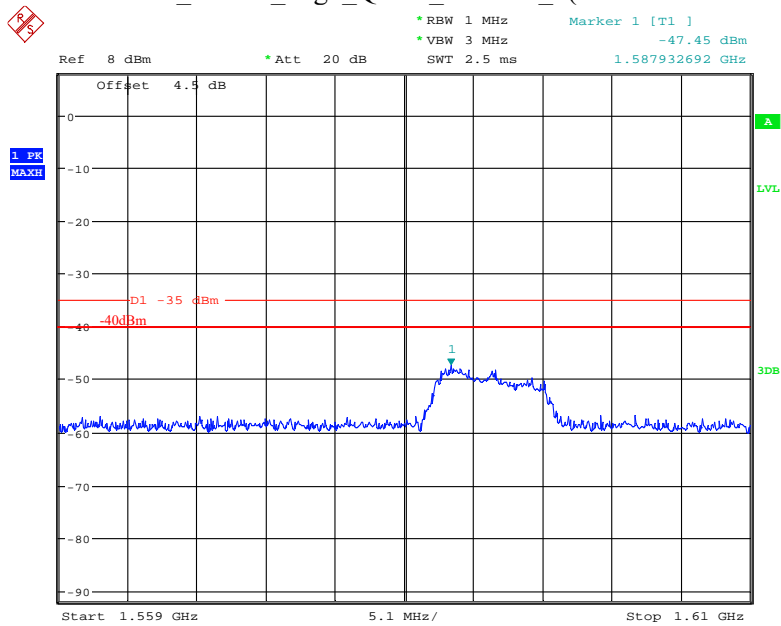
Date: 4.FEB.2021 10:30:15

Band 14\_5 MHz\_High\_QPSK\_RB25#0\_1(799MHz-805MHz)



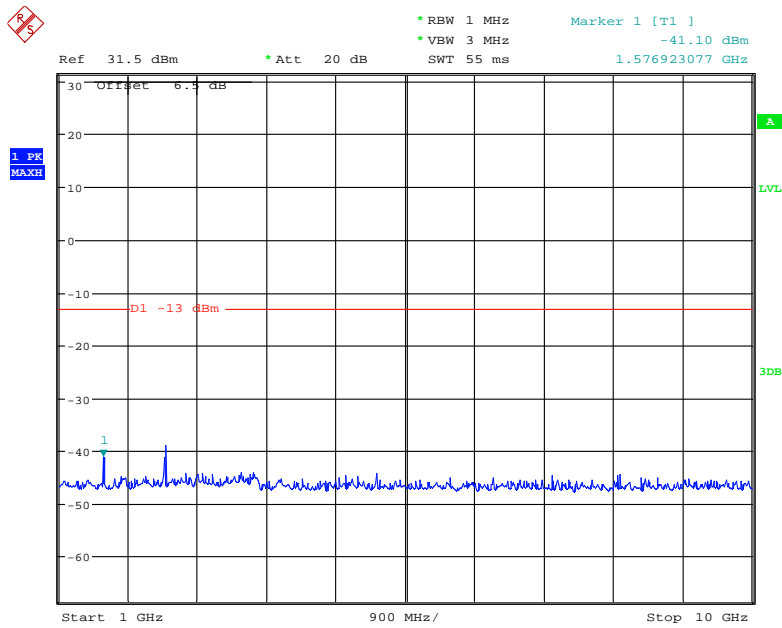
Date: 4.FEB.2021 10:28:31

Band 14\_5 MHz\_High\_QPSK\_RB25#0\_1(1599GHz-1610GHz)



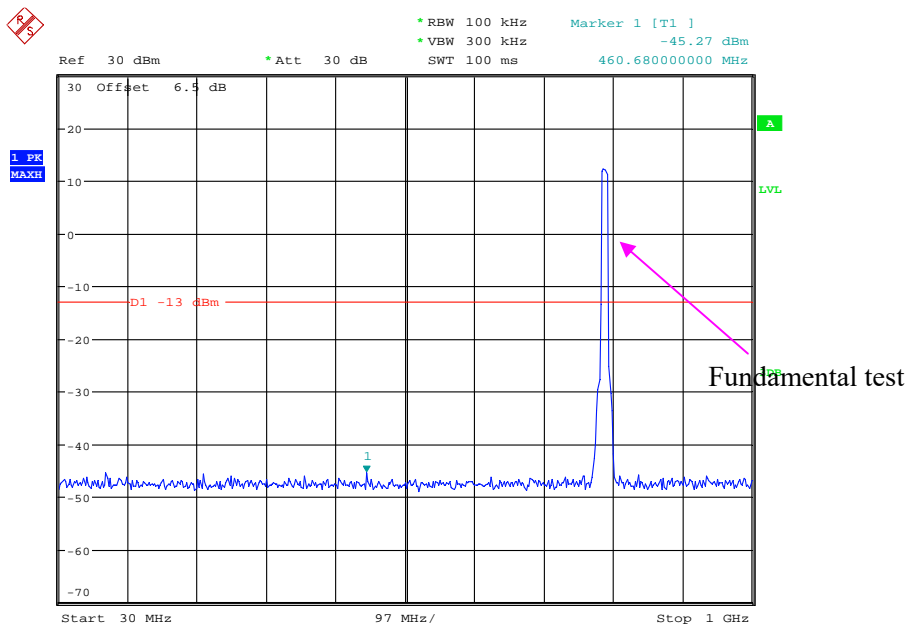
Date: 4.FEB.2021 10:35:16

Band 14\_5 MHz\_High\_QPSK\_RB25#0\_2(1GHz-10GHz)



Date: 16.JAN.2021 19:31:43

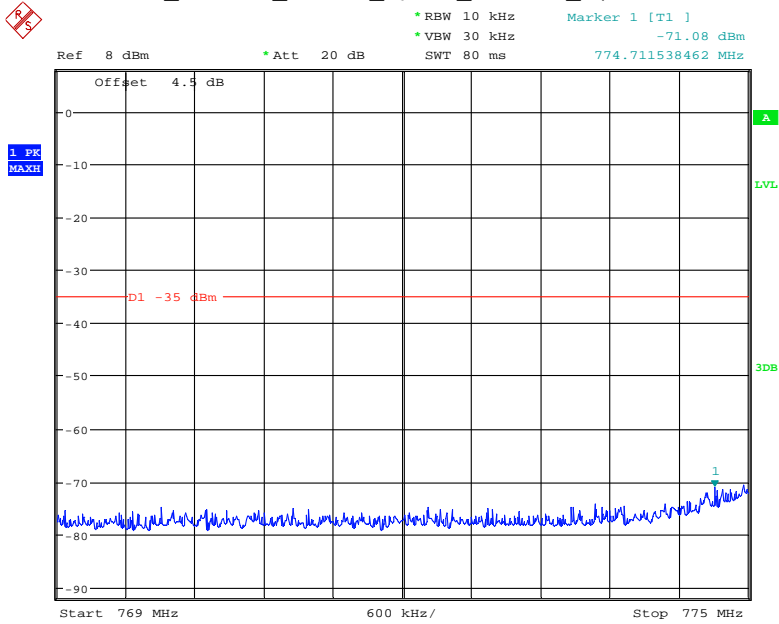
Band 14\_10 MHz\_Middle\_QPSK\_RB50#0\_1(30MHz-1GHz)



Date: 11.OCT.2020 12:17:40

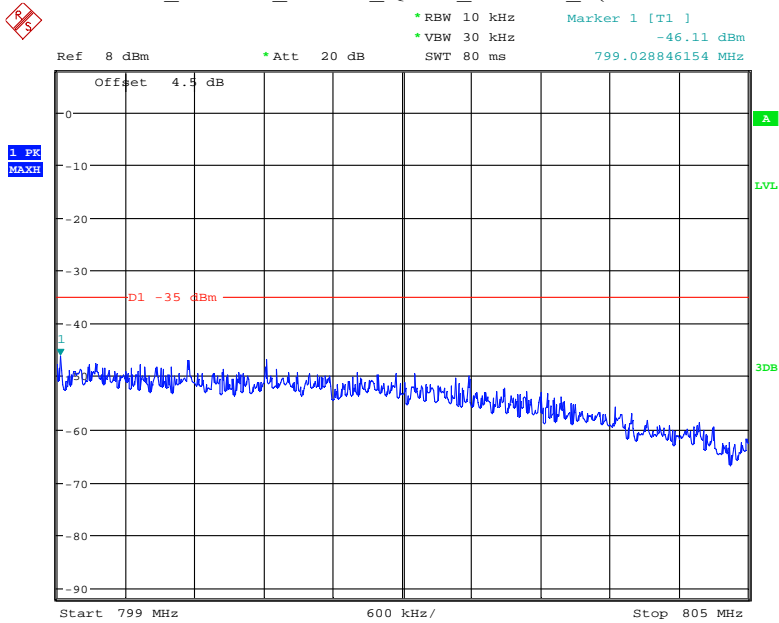


Band 14\_10 MHz\_Middle\_QPSK\_RB25#0\_1(769MHz-775MHz)



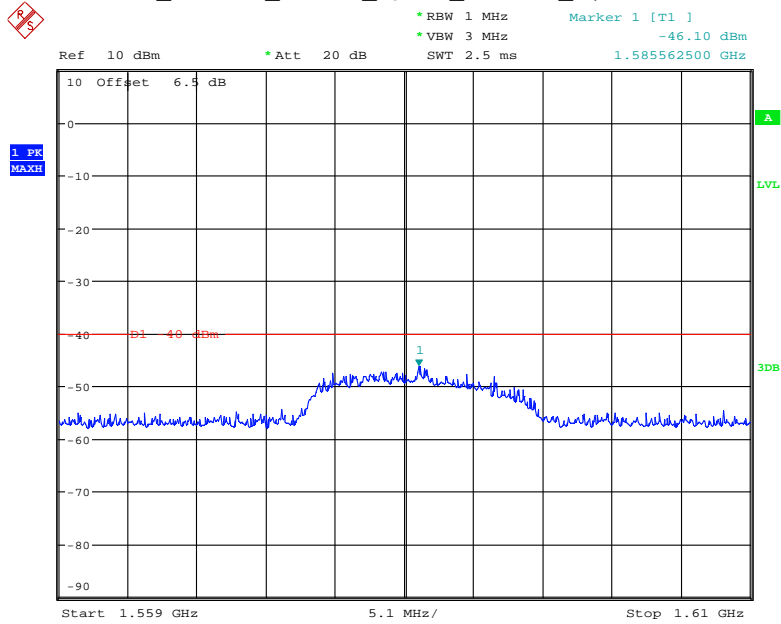
Date: 4.FEB.2021 10:32:26

Band 14\_10 MHz\_Middle\_QPSK\_RB25#0\_1(799MHz-805MHz)



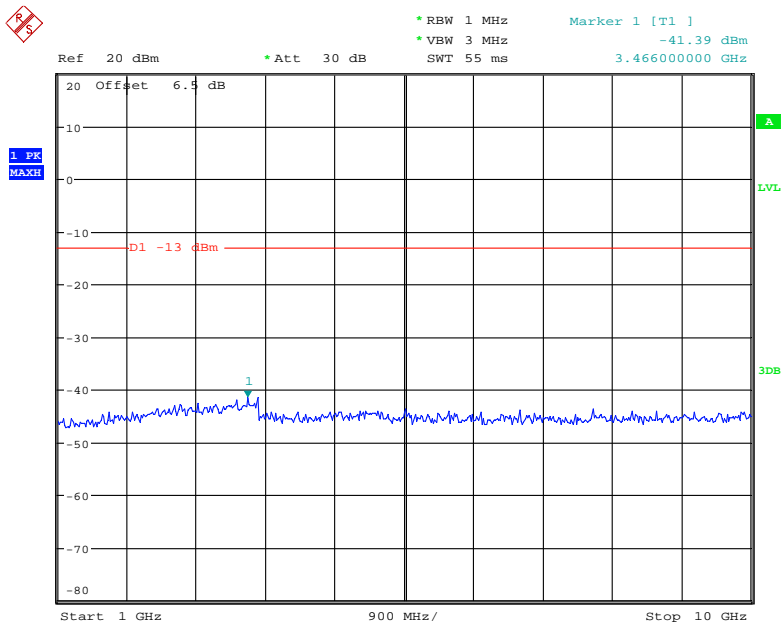
Date: 4.FEB.2021 10:31:51

### Band 14\_10 MHz\_Middle\_QPSK\_RB25#0\_1(1599GHz-1610GHz)



Date: 4.FEB.2021 10:33:14

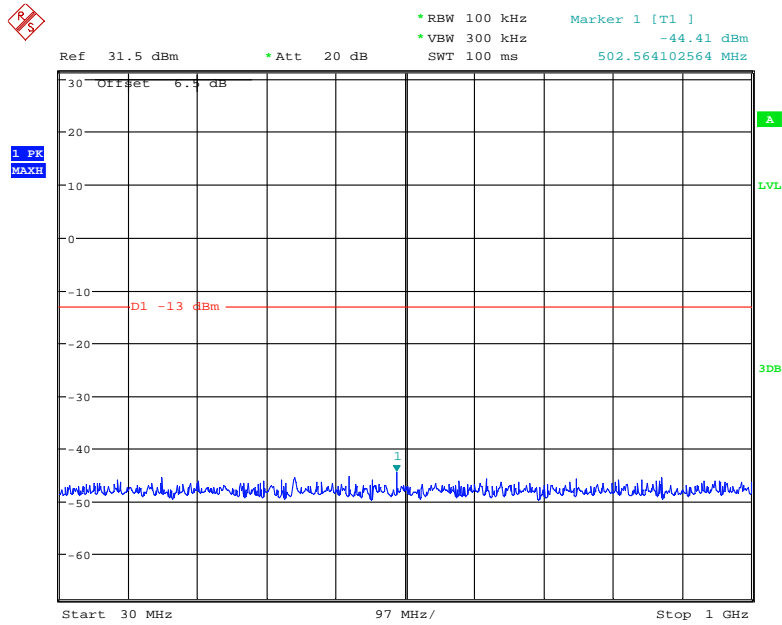
### Band 14\_10 MHz\_Middle\_QPSK\_RB50#0\_2(1GHz-10GHz)



Date: 11.OCT.2020 12:17:50

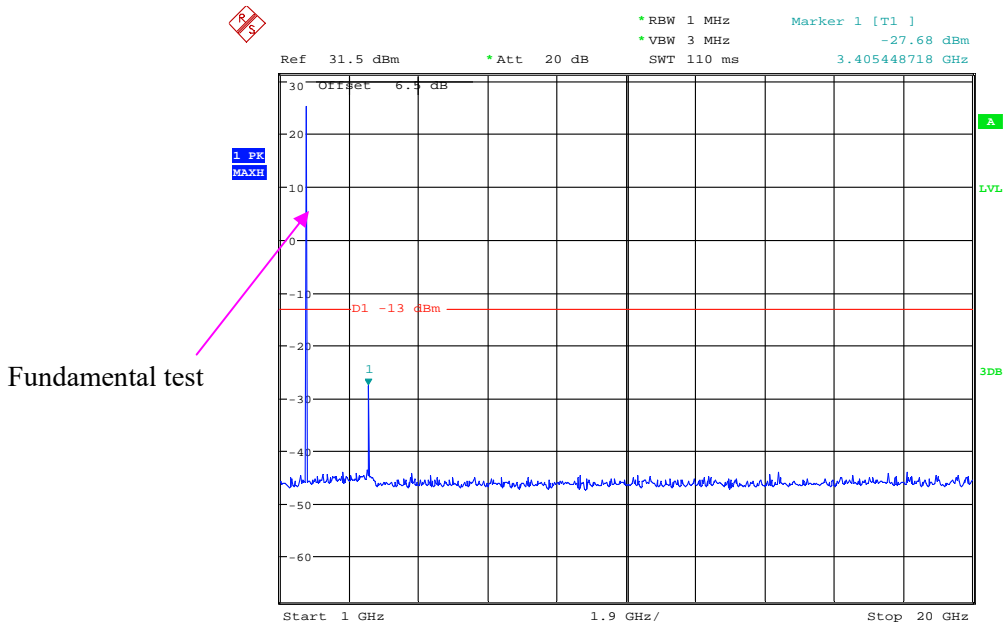
**LTE Band 66:**

**Band 66\_1.4 MHz\_Low\_QPSK\_RB6#0\_1(30MHz-1GHz)**



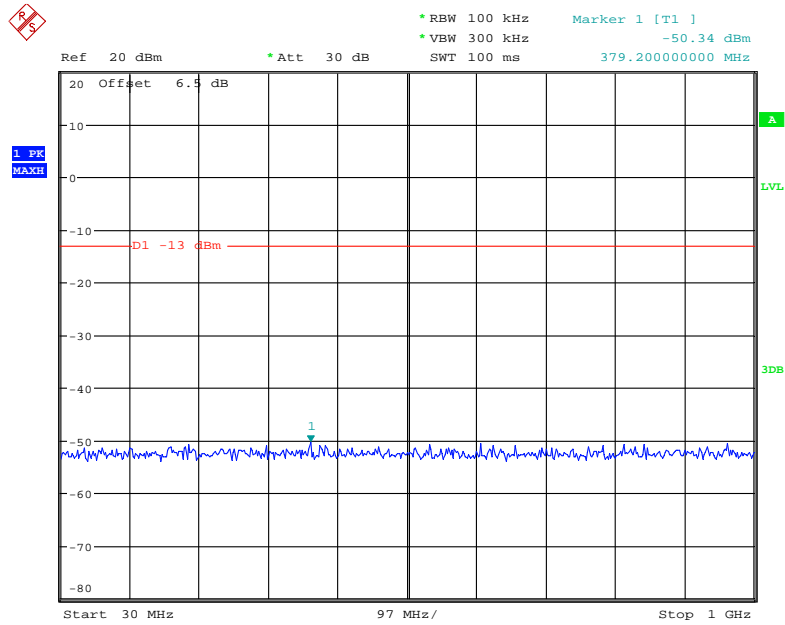
Date: 16.JAN.2021 19:42:19

**Band 66\_1.4 MHz\_Low\_QPSK\_RB6#0\_2(1GHz-20GHz)**



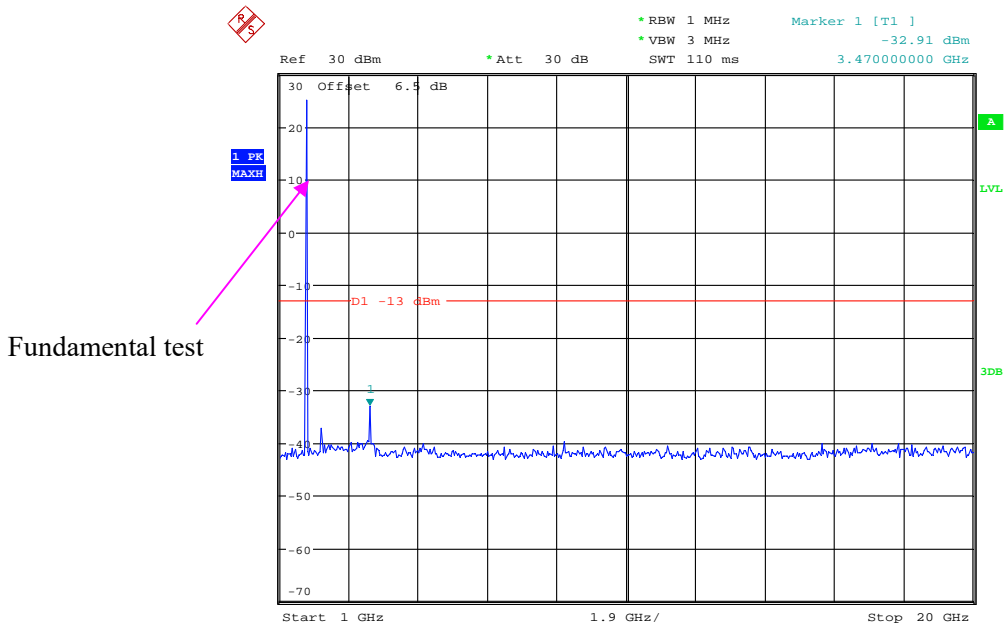
Date: 16.JAN.2021 19:42:01

Band 66\_1.4 MHz\_Middle\_QPSK\_RB6#0\_1(30MHz-1GHz)



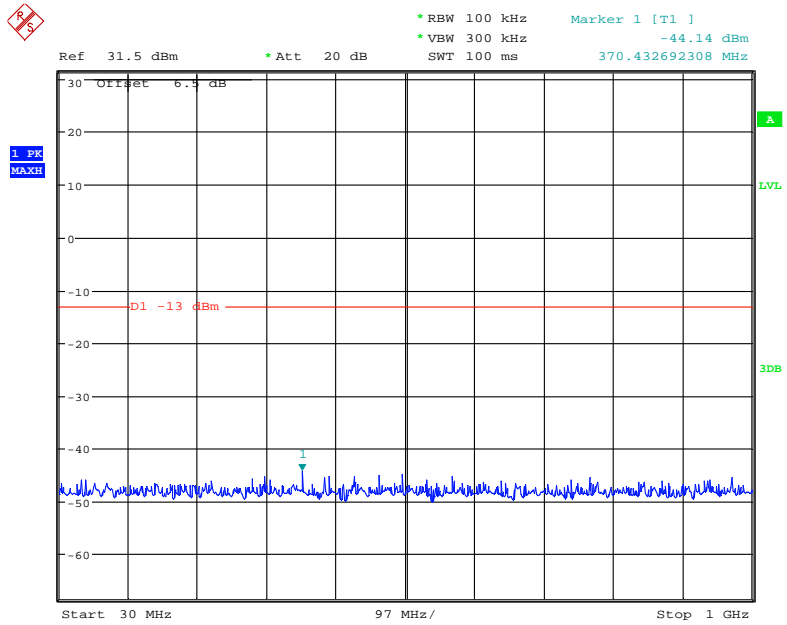
Date: 11.OCT.2020 15:51:40

Band 66\_1.4 MHz\_Middle\_QPSK\_RB6#0\_2(1GHz-20GHz)



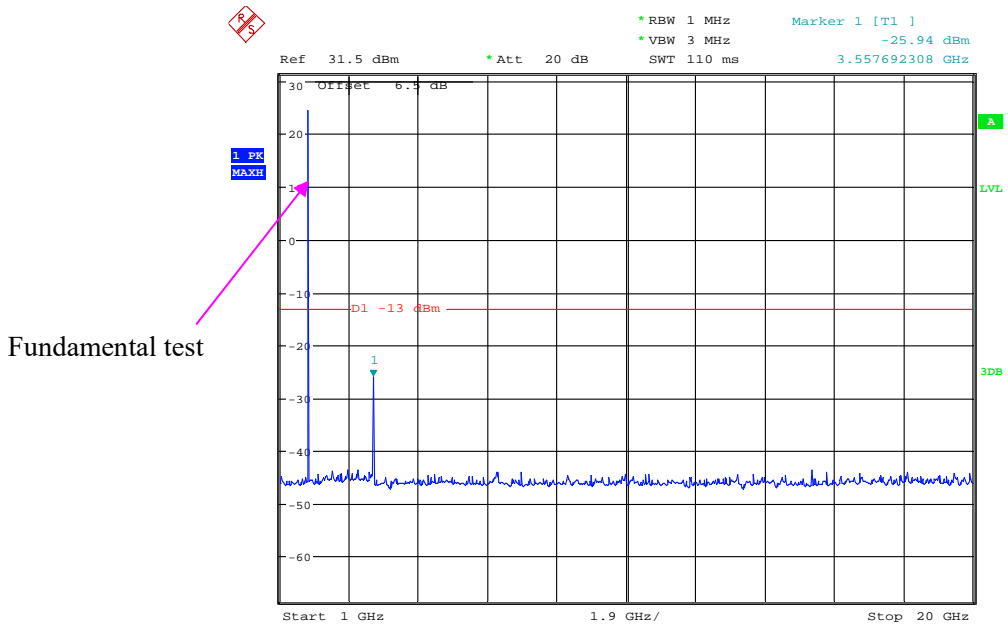
Date: 11.OCT.2020 15:51:51

Band 66\_1.4 MHz\_High\_QPSK\_RB6#0\_1(30MHz-1GHz)



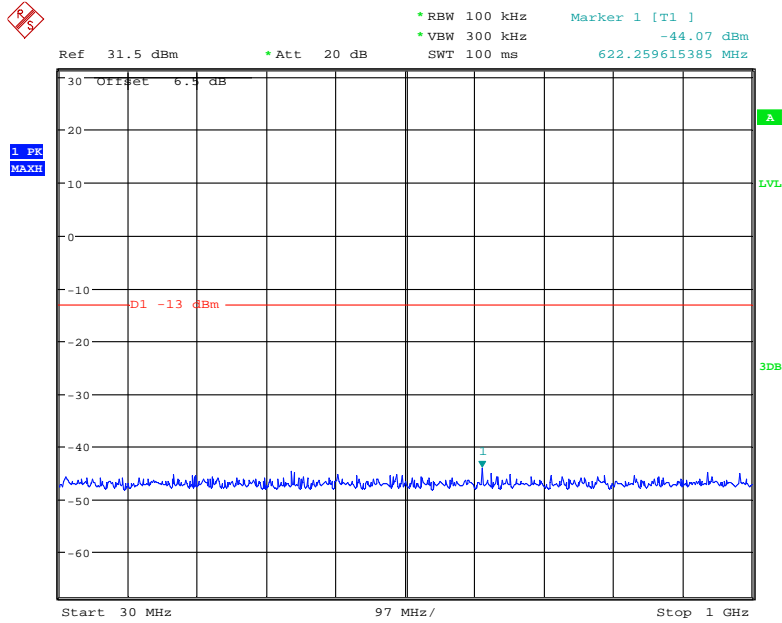
Date: 16.JAN.2021 19:40:32

Band 66\_1.4 MHz\_High\_QPSK\_RB6#0\_2(1GHz-20GHz)



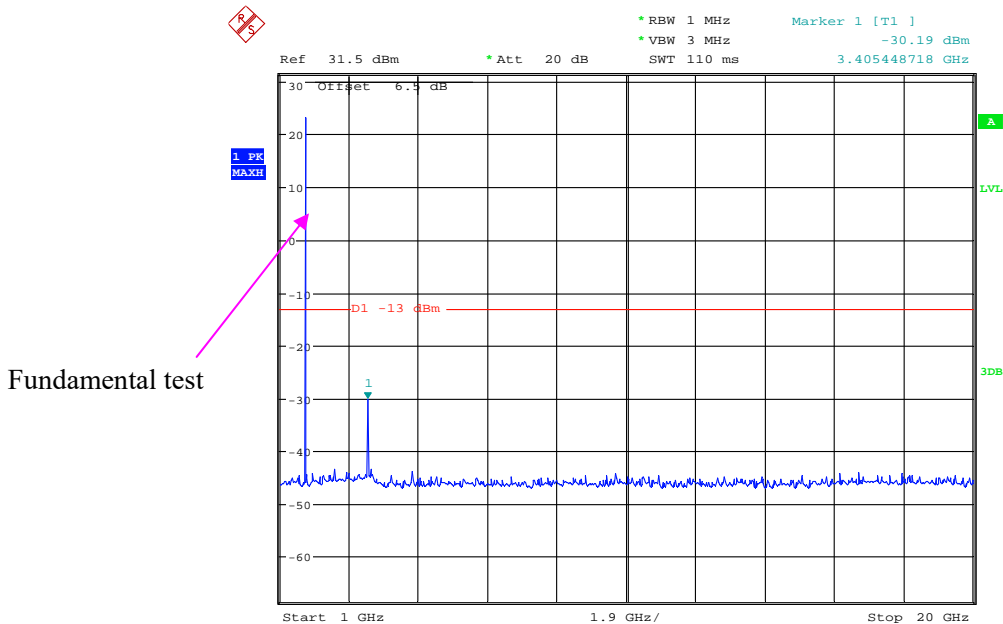
Date: 16.JAN.2021 19:41:20

Band 66\_3 MHz\_Low\_QPSK\_RB15#0\_1(30MHz-1GHz)



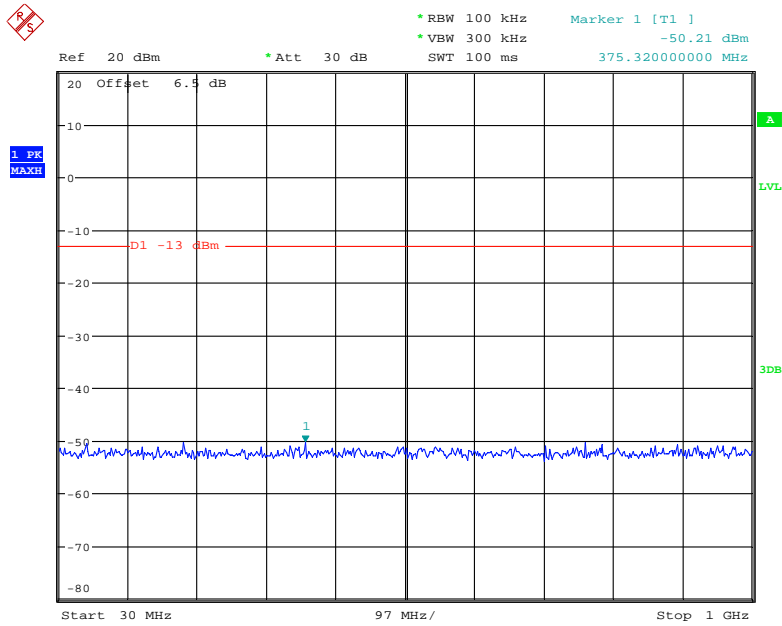
Date: 16.JAN.2021 19:43:18

Band 66\_3 MHz\_Low\_QPSK\_RB15#0\_2(1GHz-20GHz)



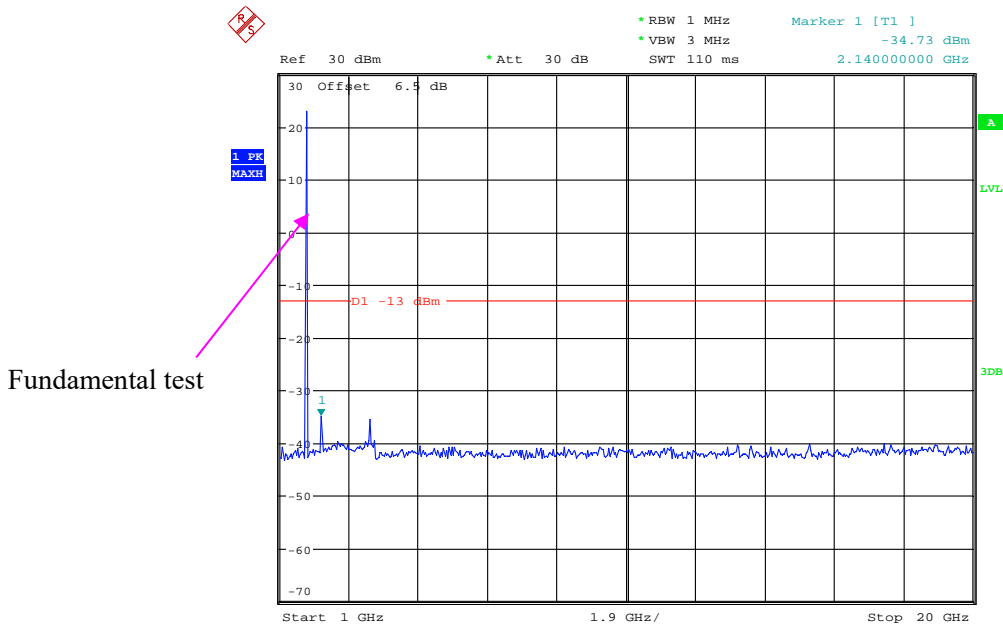
Date: 16.JAN.2021 19:44:02

Band 66\_3 MHz\_Middle\_QPSK\_RB15#0\_1(30MHz-1GHz)



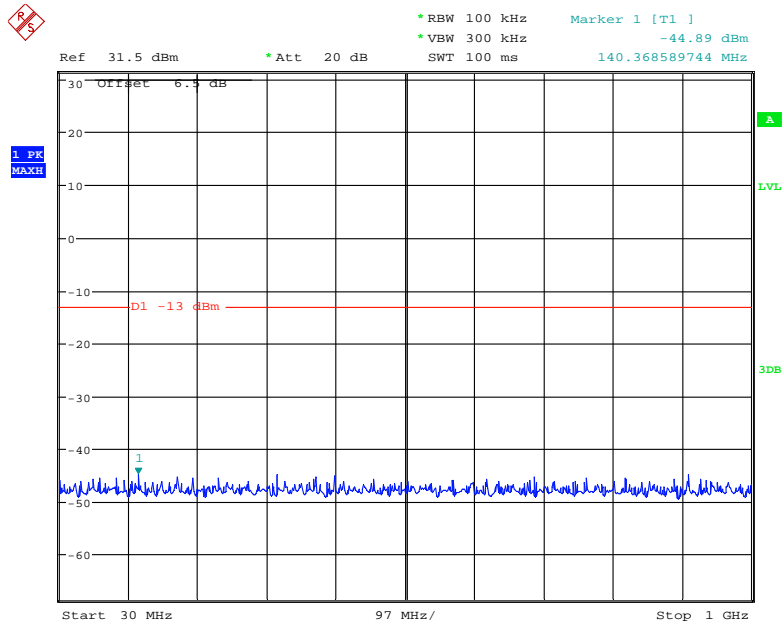
Date: 11.OCT.2020 15:52:11

Band 66\_3 MHz\_Middle\_QPSK\_RB15#0\_2(1GHz-20GHz)



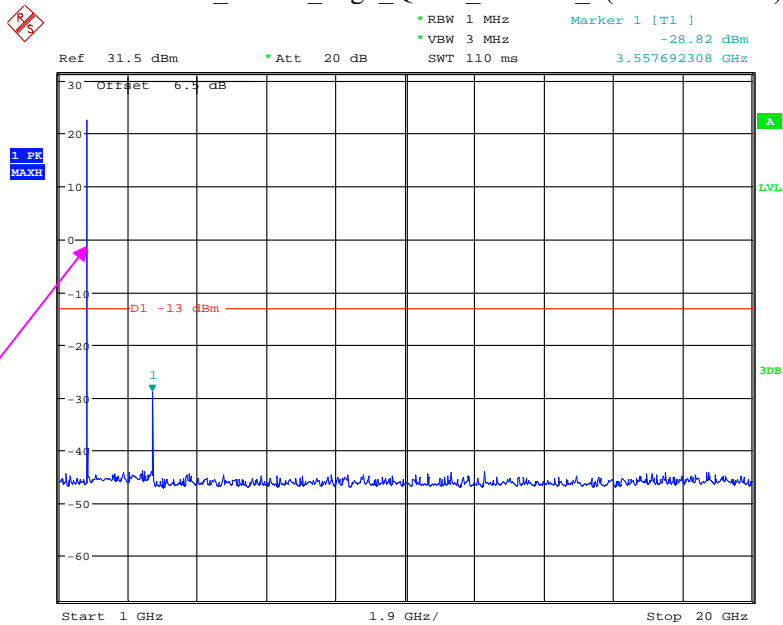
Date: 11.OCT.2020 15:52:22

Band 66\_3 MHz\_High\_QPSK\_RB15#0\_1(30MHz-1GHz)



Date: 16.JAN.2021 19:45:14

Band 66\_3 MHz\_High\_QPSK\_RB15#0\_2(1GHz-20GHz)

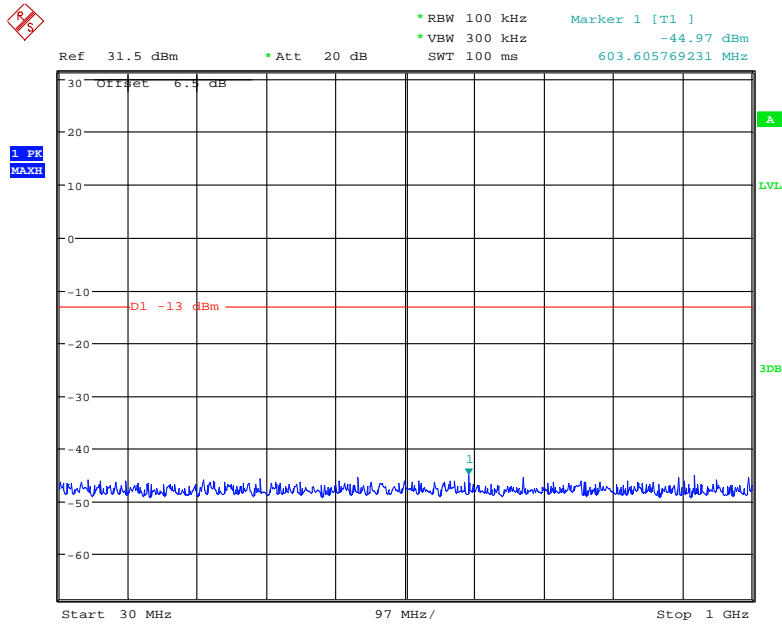


Fundamental test

Date: 16.JAN.2021 19:44:55

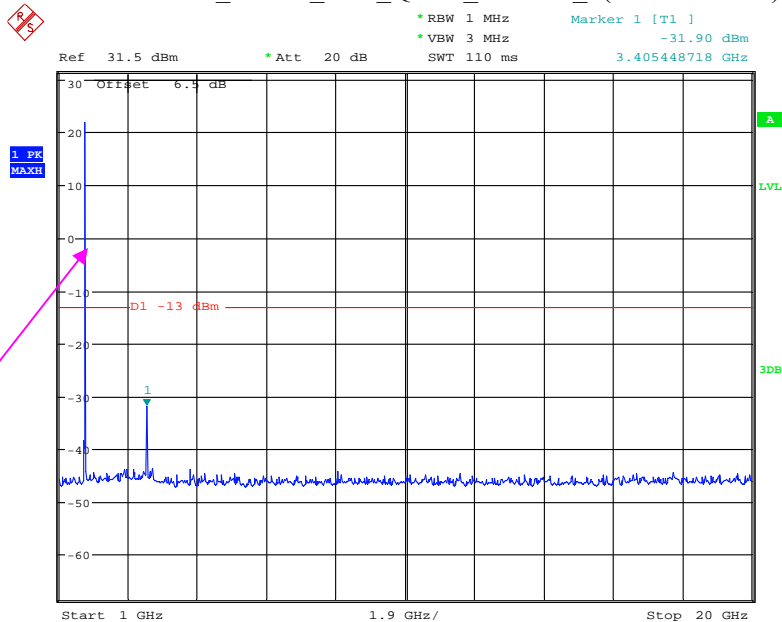


Band 66\_5 MHz\_Low\_QPSK\_RB25#0\_1(30MHz-1GHz)



Date: 16.JAN.2021 19:47:59

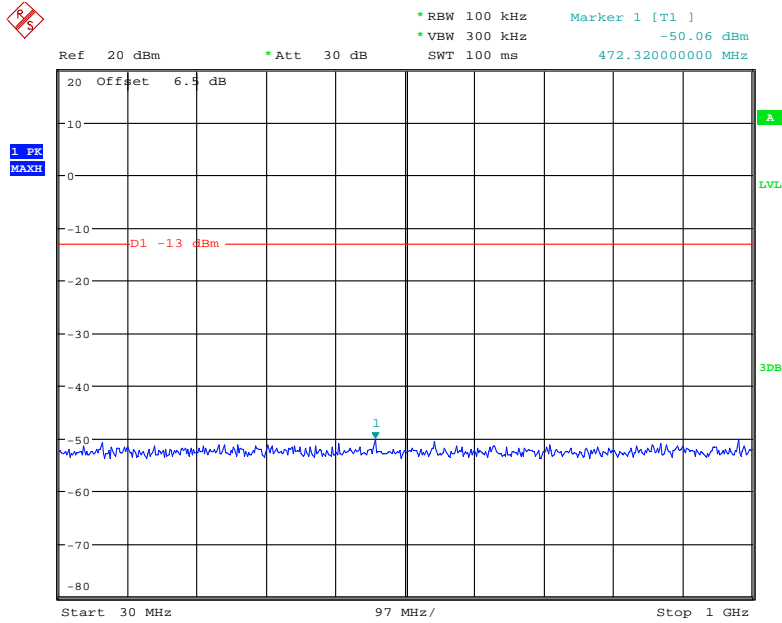
Band 66\_5 MHz\_Low\_QPSK\_RB25#0\_2(1GHz-20GHz)



Fundamental test

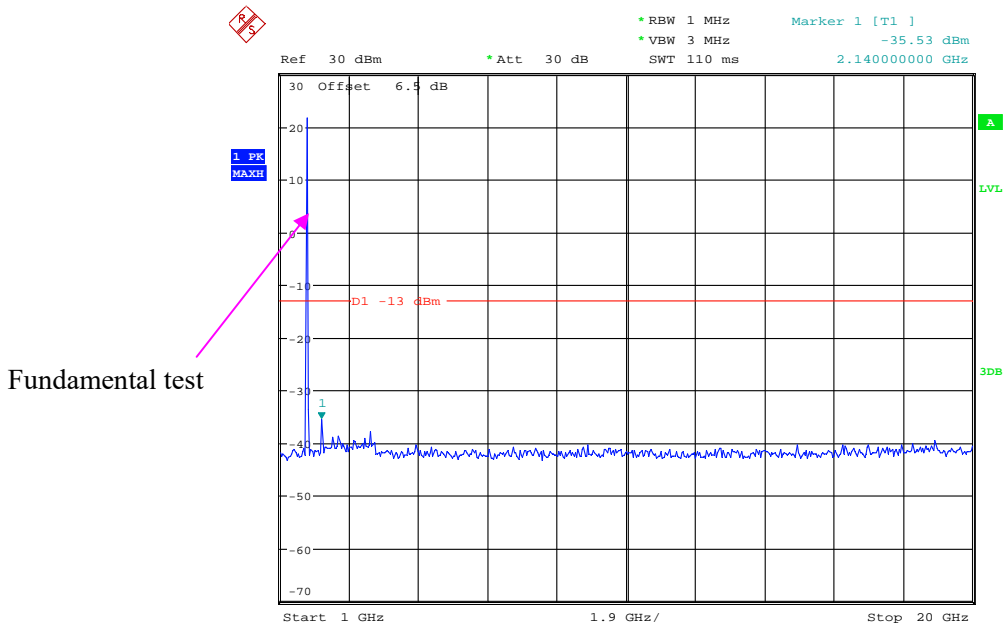
Date: 16.JAN.2021 19:47:37

Band 66\_5 MHz\_Middle\_QPSK\_RB25#0\_1(30MHz-1GHz)



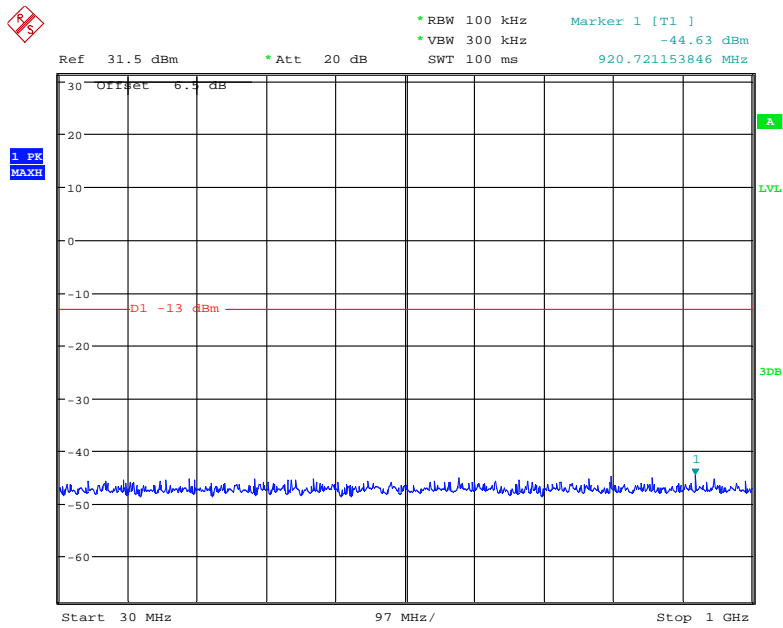
Date: 11.OCT.2020 15:52:55

Band 66\_5 MHz\_Middle\_QPSK\_RB25#0\_2(1GHz-20GHz)



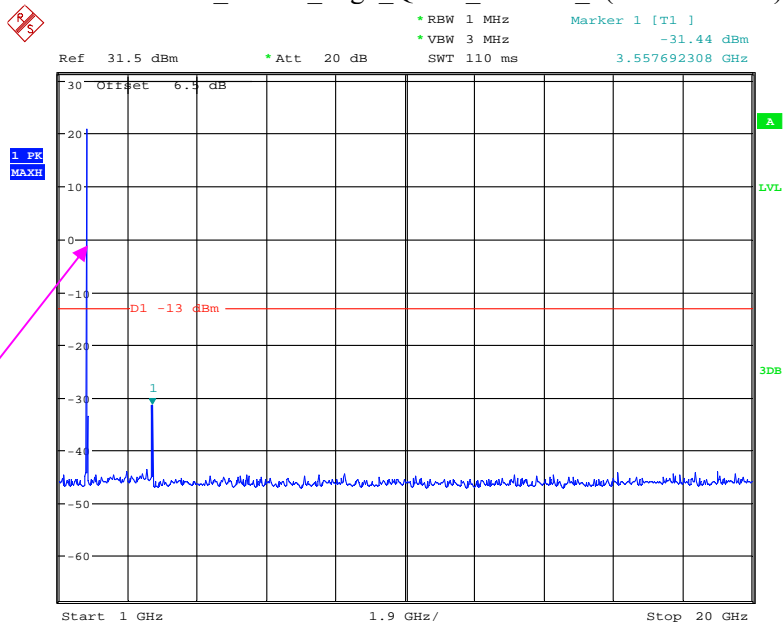
Date: 11.OCT.2020 15:53:06

Band 66\_5 MHz\_High\_QPSK\_RB25#0\_1(30MHz-1GHz)



Date: 16.JAN.2021 19:46:01

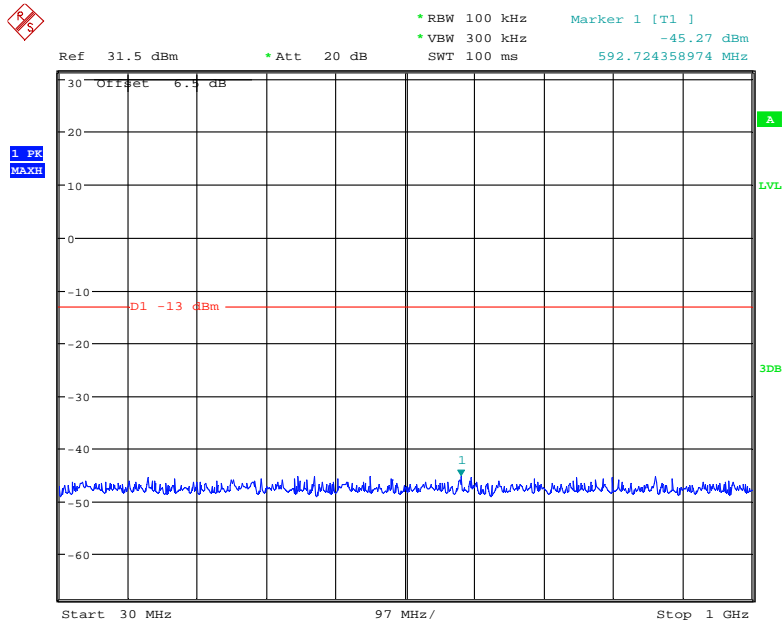
Band 66\_5 MHz\_High\_QPSK\_RB25#0\_2(1GHz-20GHz)



Fundamental test

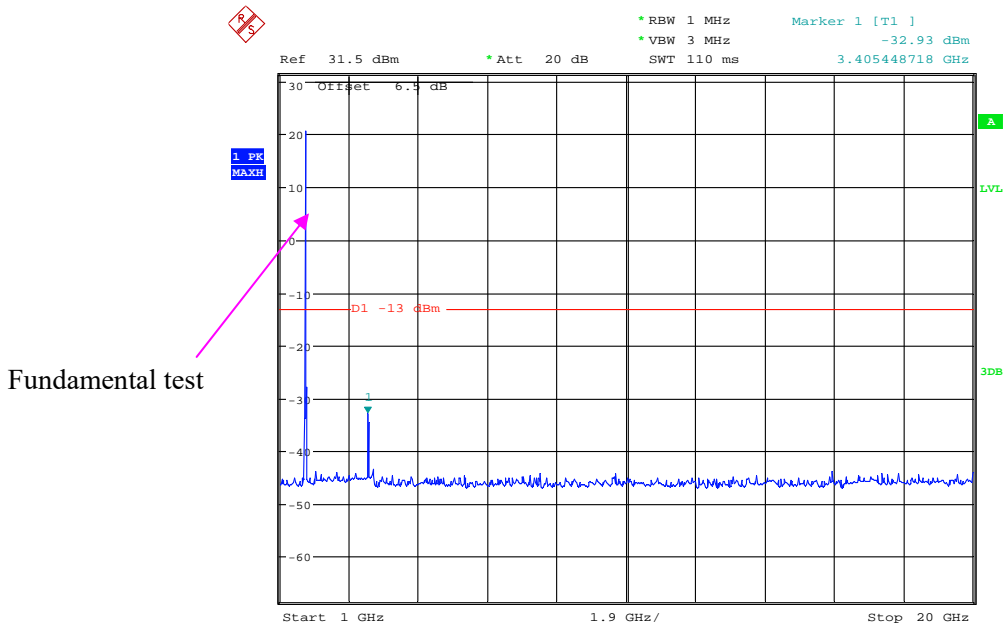
Date: 16.JAN.2021 19:46:38

Band 66\_10 MHz\_Low\_QPSK\_RB50#0\_1(30MHz-1GHz)



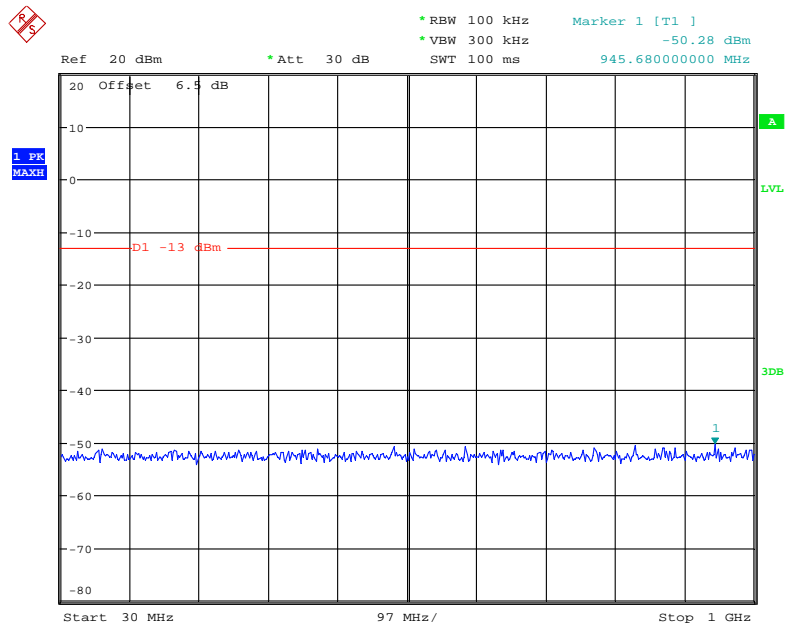
Date: 16.JAN.2021 19:48:38

Band 66\_10 MHz\_Low\_QPSK\_RB50#0\_2(1GHz-20GHz)



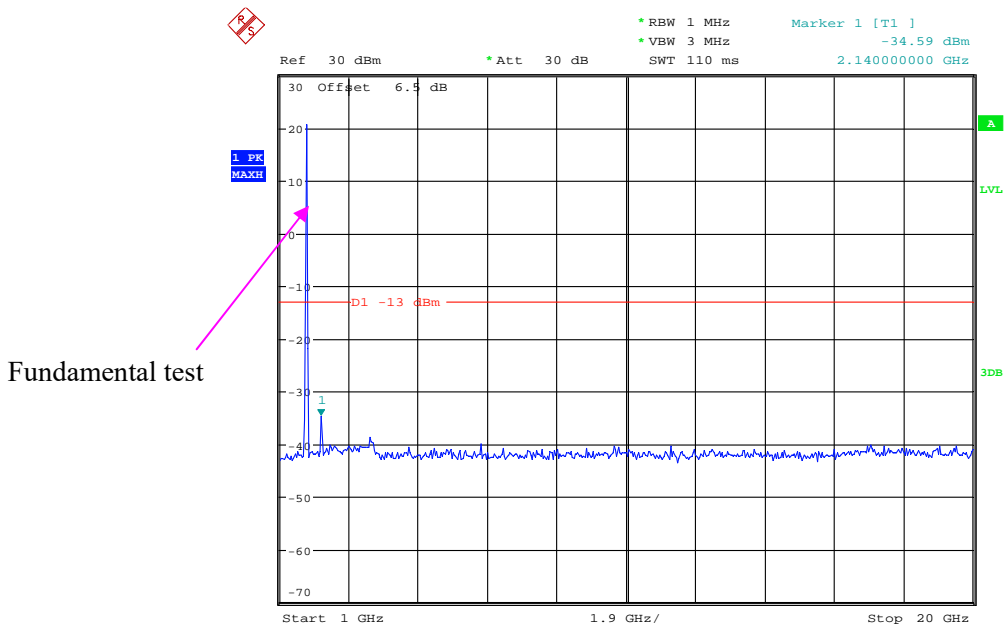
Date: 16.JAN.2021 19:49:26

Band 66\_10 MHz\_Middle\_QPSK\_RB50#0\_1(30MHz-1GHz)



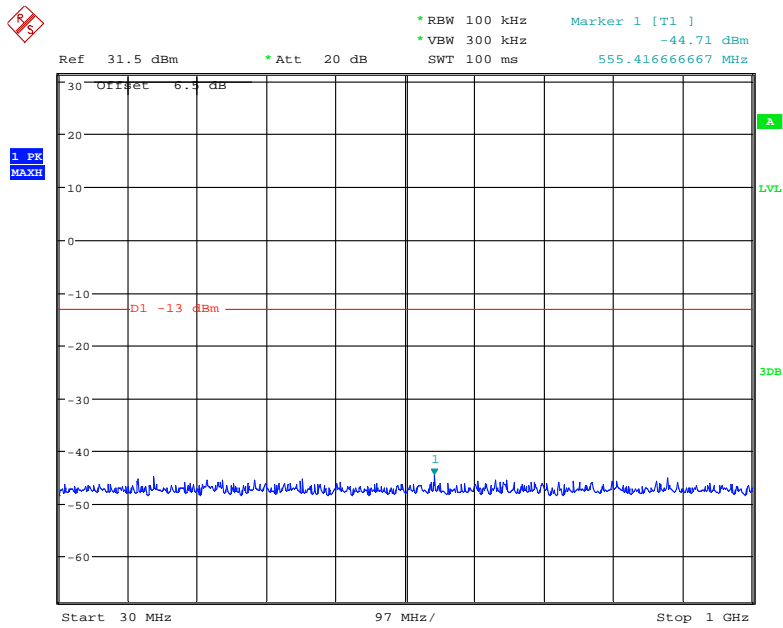
Date: 11.OCT.2020 15:53:24

Band 66\_10 MHz\_Middle\_QPSK\_RB50#0\_2(1GHz-20GHz)



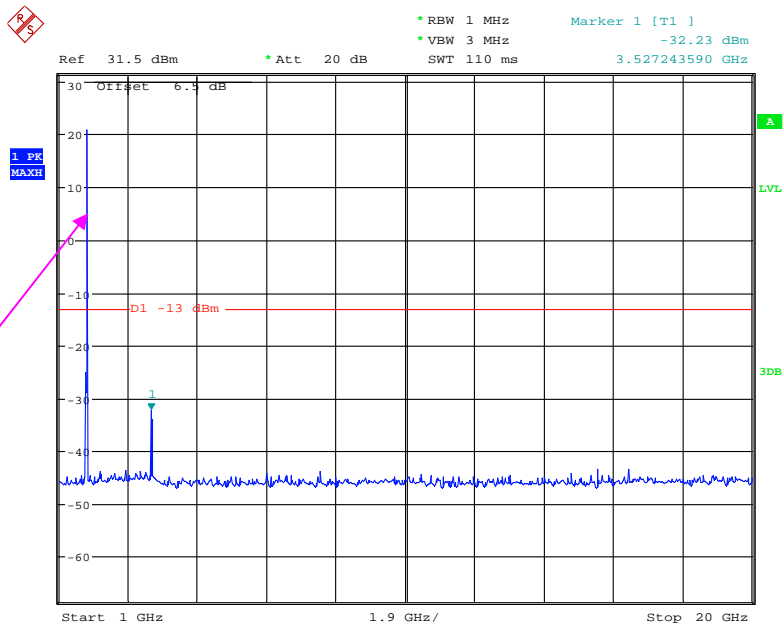
Date: 11.OCT.2020 15:53:35

Band 66\_10 MHz\_High\_QPSK\_RB50#0\_1(30MHz-1GHz)



Date: 16.JAN.2021 19:50:53

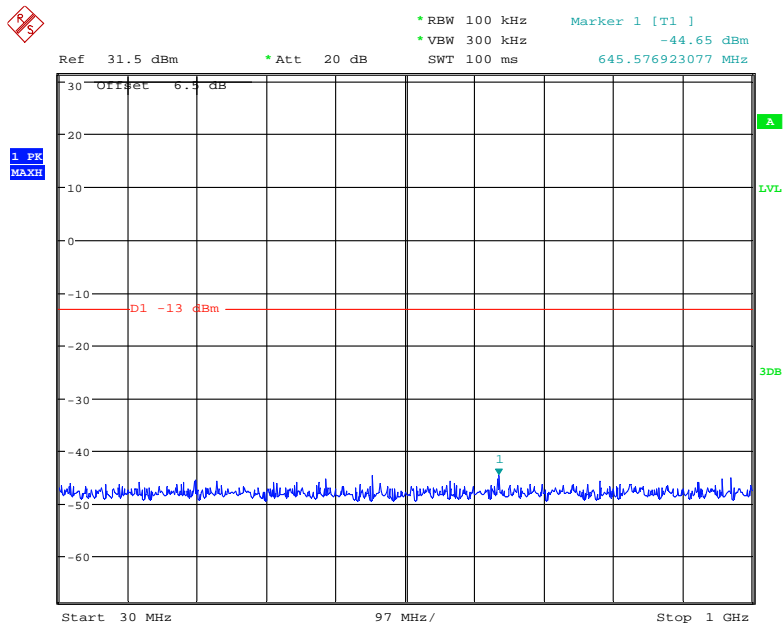
Band 66\_10 MHz\_High\_QPSK\_RB50#0\_2(1GHz-20GHz)



Fundamental test

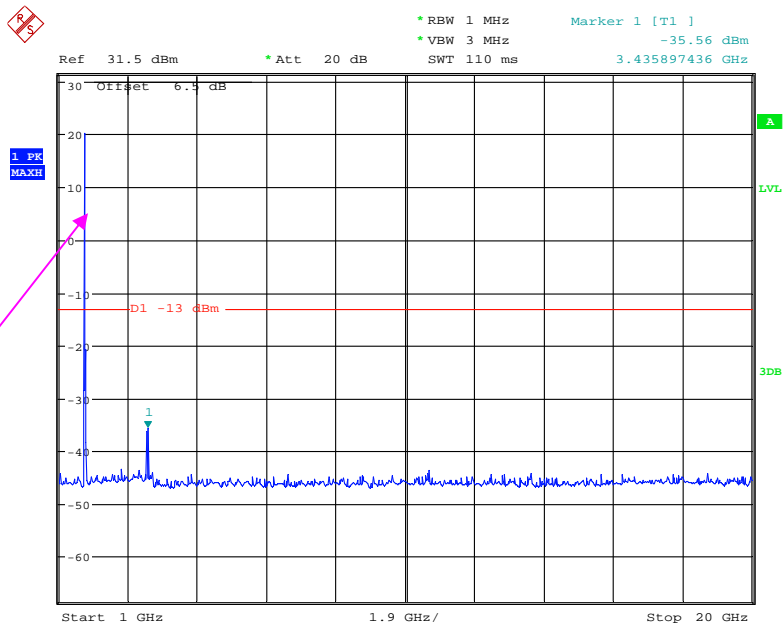
Date: 16.JAN.2021 19:50:26

Band 66\_15 MHz\_Low\_QPSK\_RB75#0\_1(30MHz-1GHz)



Date: 16.JAN.2021 19:53:34

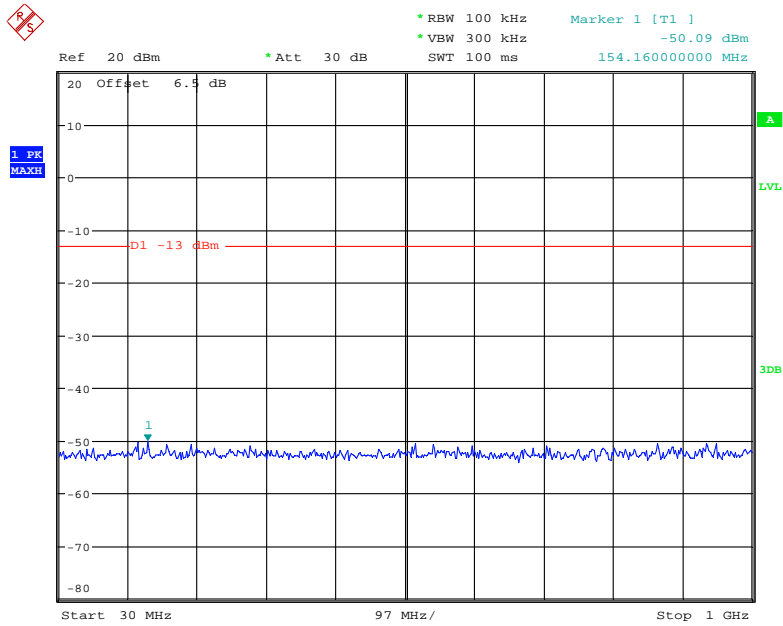
Band 66\_15 MHz\_Low\_QPSK\_RB75#0\_2(1GHz-20GHz)



Fundamental test

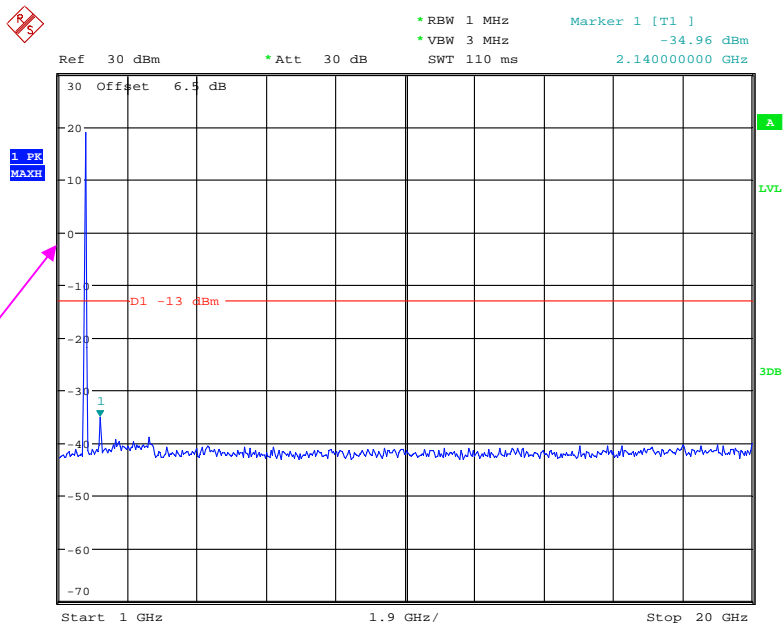
Date: 16.JAN.2021 19:53:16

Band 66\_15 MHz\_Middle\_QPSK\_RB75#0\_1(30MHz-1GHz)



Date: 11.OCT.2020 15:53:56

Band 66\_15 MHz\_Middle\_QPSK\_RB75#0\_2(1GHz-20GHz)

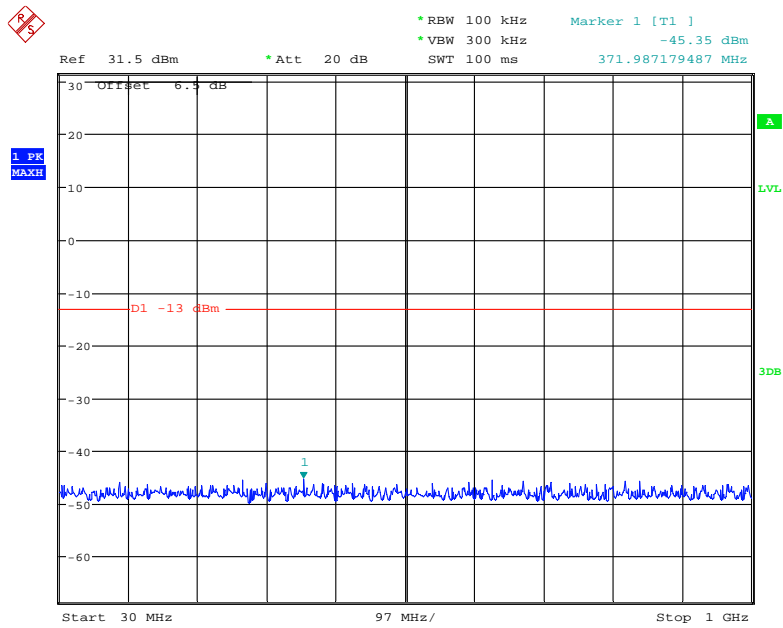


Fundamental test

Date: 11.OCT.2020 15:54:07

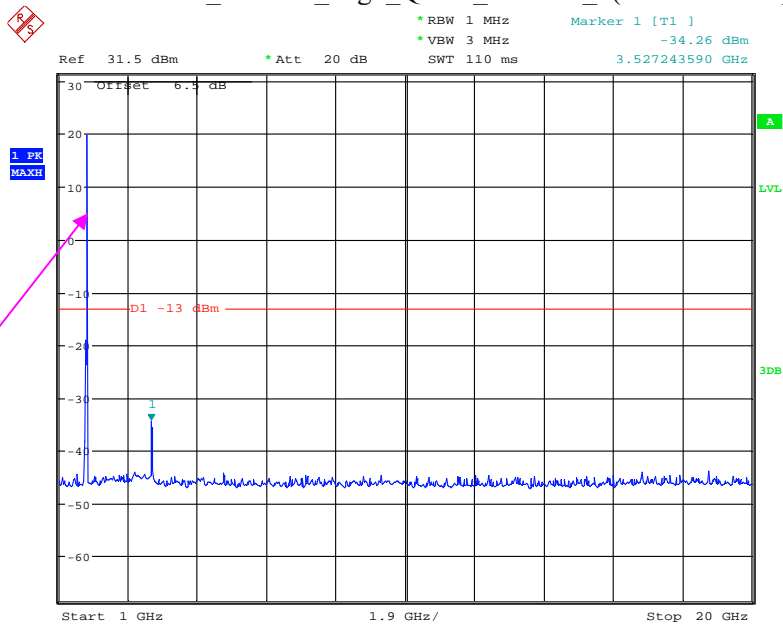


Band 66\_15 MHz\_High\_QPSK\_RB75#0\_1(30MHz-1GHz)



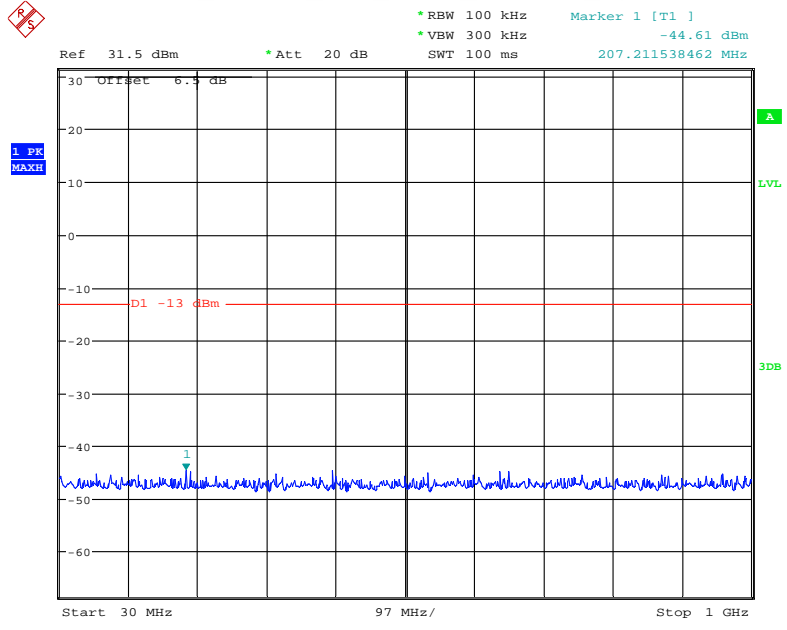
Date: 16.JAN.2021 19:52:04

Band 66\_15 MHz\_High\_QPSK\_RB75#0\_2(1GHz-20GHz)



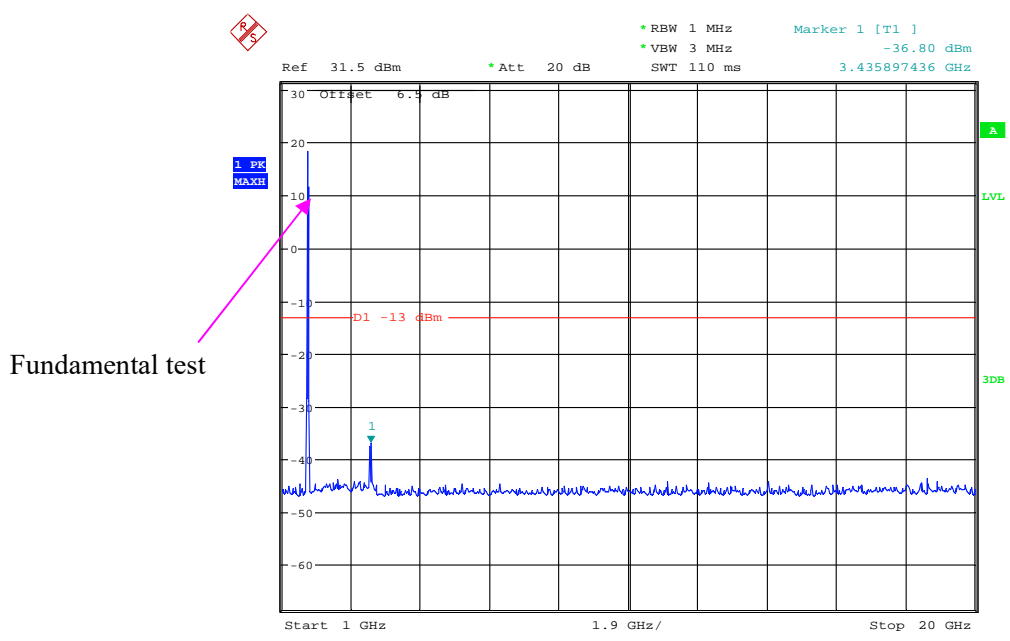
Date: 16.JAN.2021 19:52:34

### Band 66\_20 MHz\_Low\_QPSK\_RB100#0\_1(30MHz-1GHz)



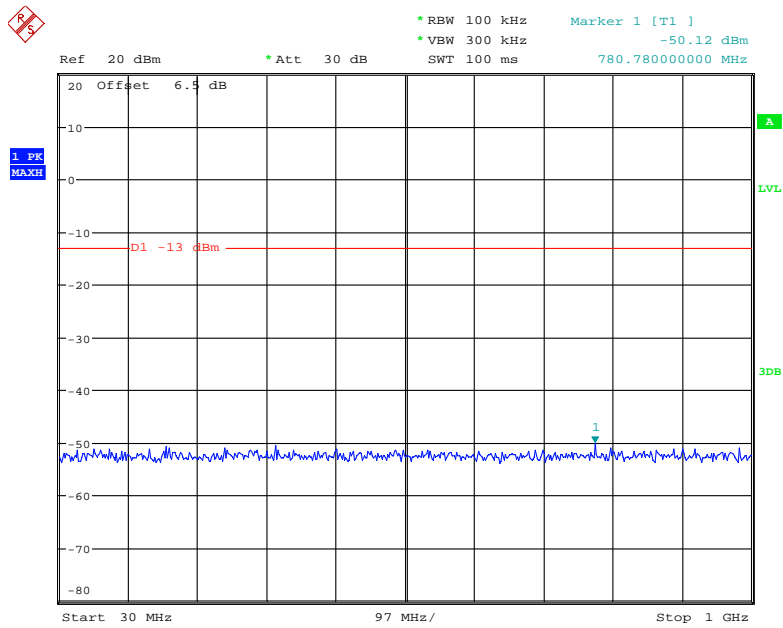
Date: 16.JAN.2021 19:55:18

### Band 66\_20 MHz\_Low\_QPSK\_RB100#0\_2(1GHz-20GHz)



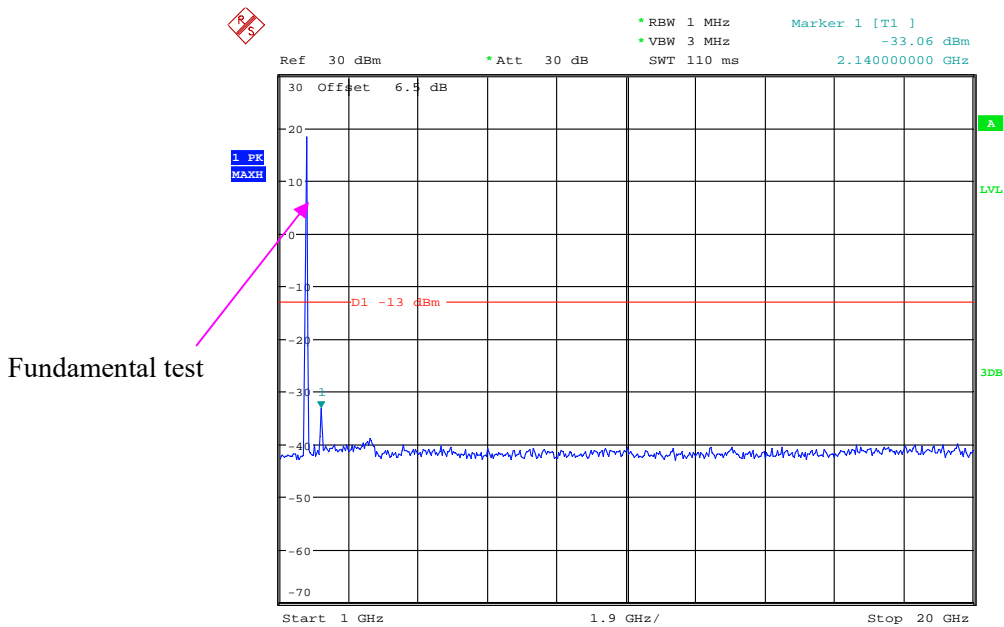
Date: 16.JAN.2021 19:55:56

Band 66\_20 MHz\_Middle\_QPSK\_RB100#0\_1(30MHz-1GHz)



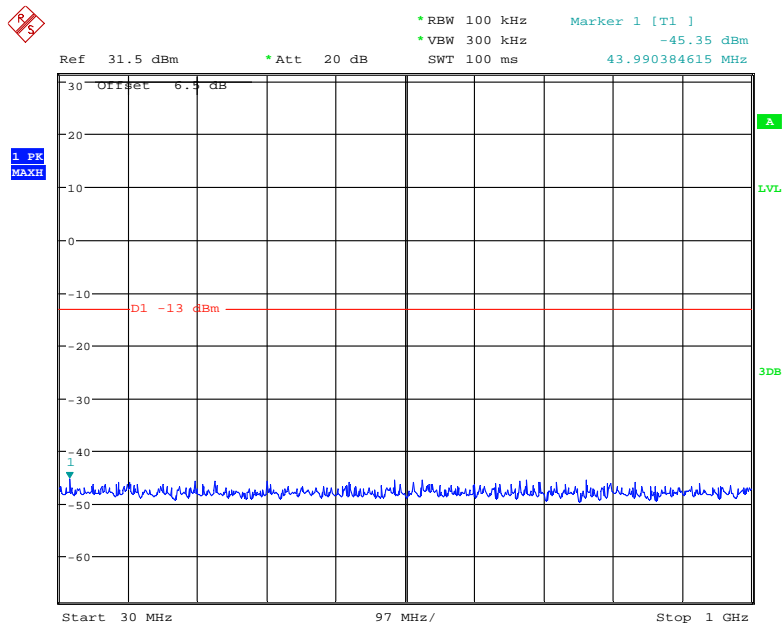
Date: 11.OCT.2020 15:54:28

Band 66\_20 MHz\_Middle\_QPSK\_RB100#0\_2(1GHz-20GHz)



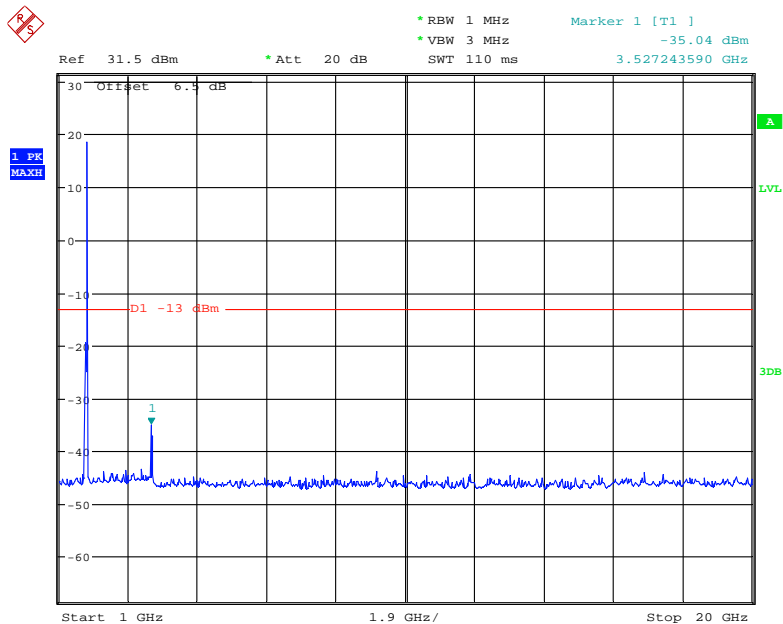
Date: 11.OCT.2020 15:54:41

Band 66\_20 MHz\_High\_QPSK\_RB100#0\_1(30MHz-1GHz)



Date: 16.JAN.2021 19:58:14

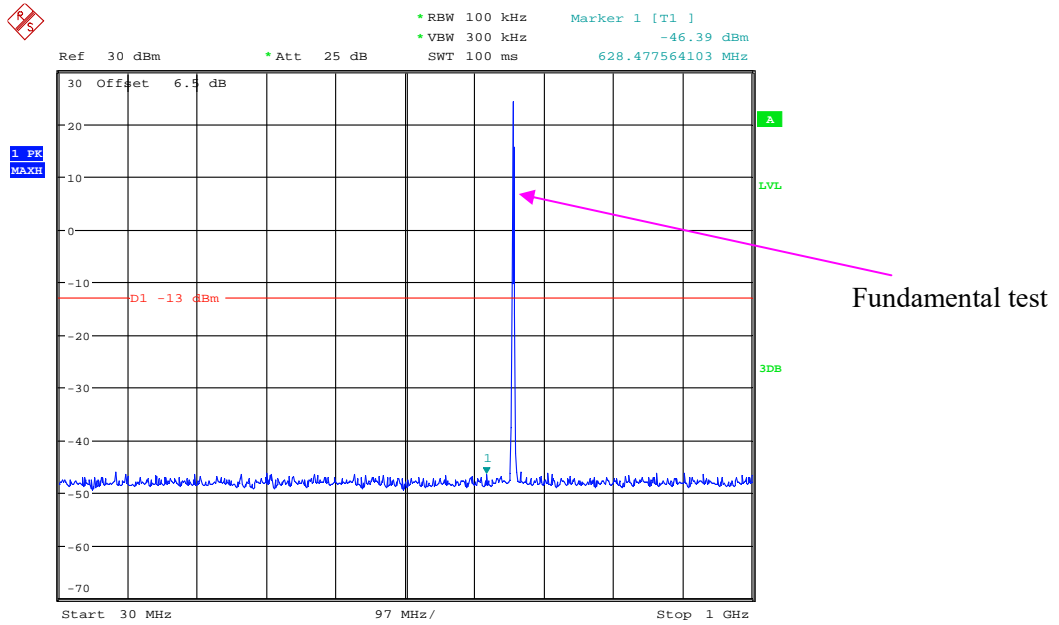
Band 66\_20 MHz\_High\_QPSK\_RB100#0\_2(1GHz-20GHz)



Date: 16.JAN.2021 19:57:51

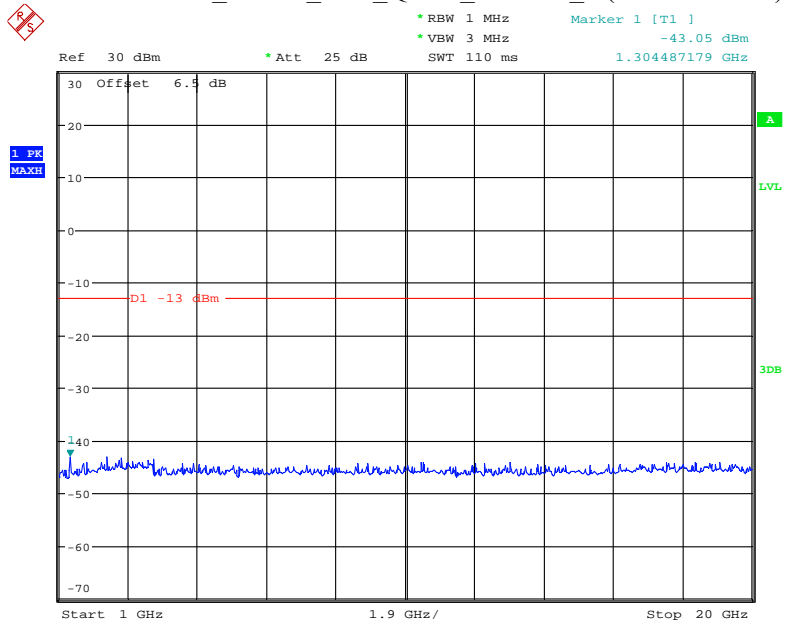
**LTE Band 71:**

**Band 71\_5 MHz\_Low\_QPSK\_RB25#0\_1(30MHz-1GHz)**



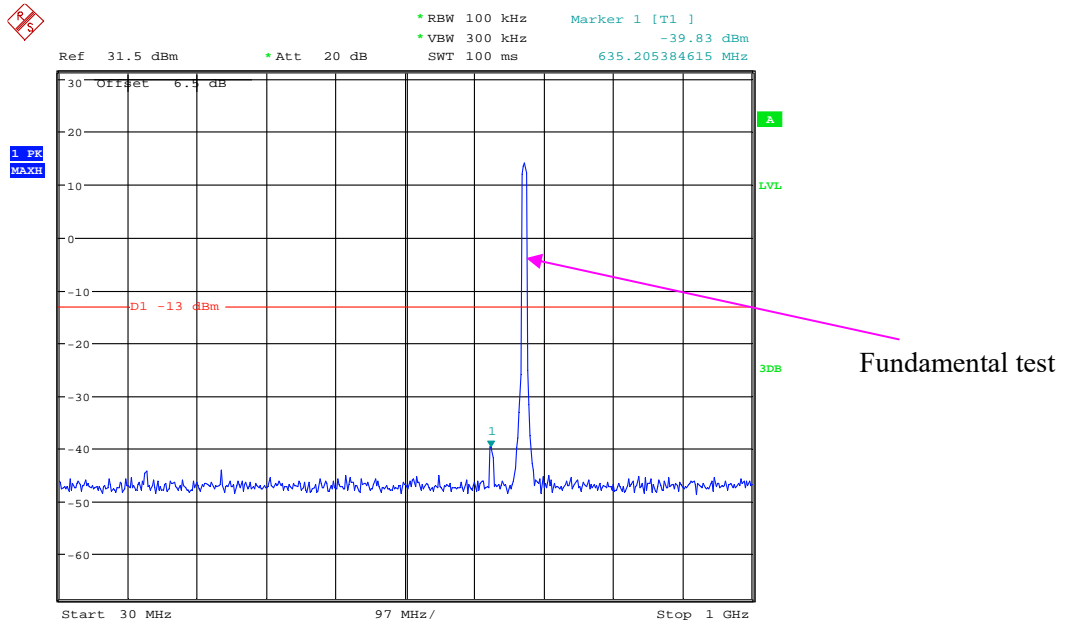
Date: 26.JAN.2021 09:24:27

**Band 71\_5 MHz\_Low\_QPSK\_RB25#0\_2 (1GHz-20GHz)**



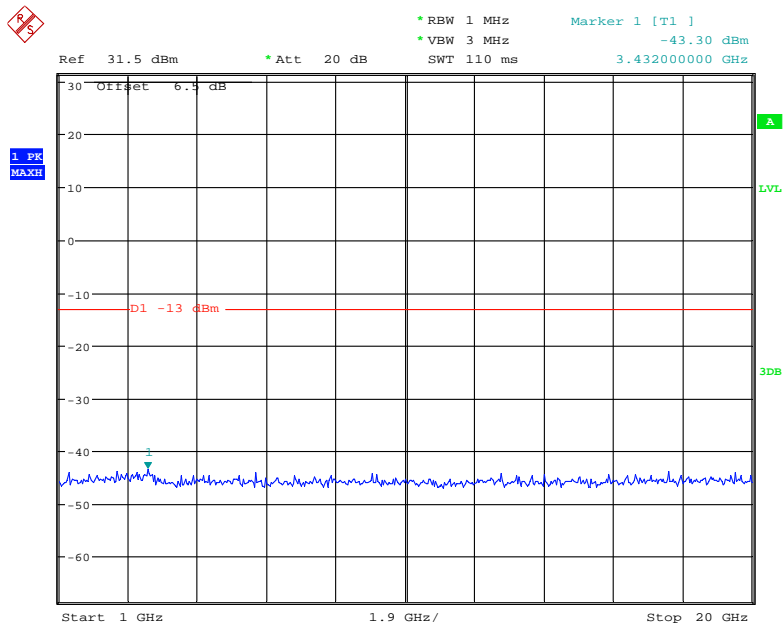
Date: 26.JAN.2021 09:25:15

Band 71\_5 MHz\_Middle\_QPSK\_RB25#0\_1(30MHz-1GHz)



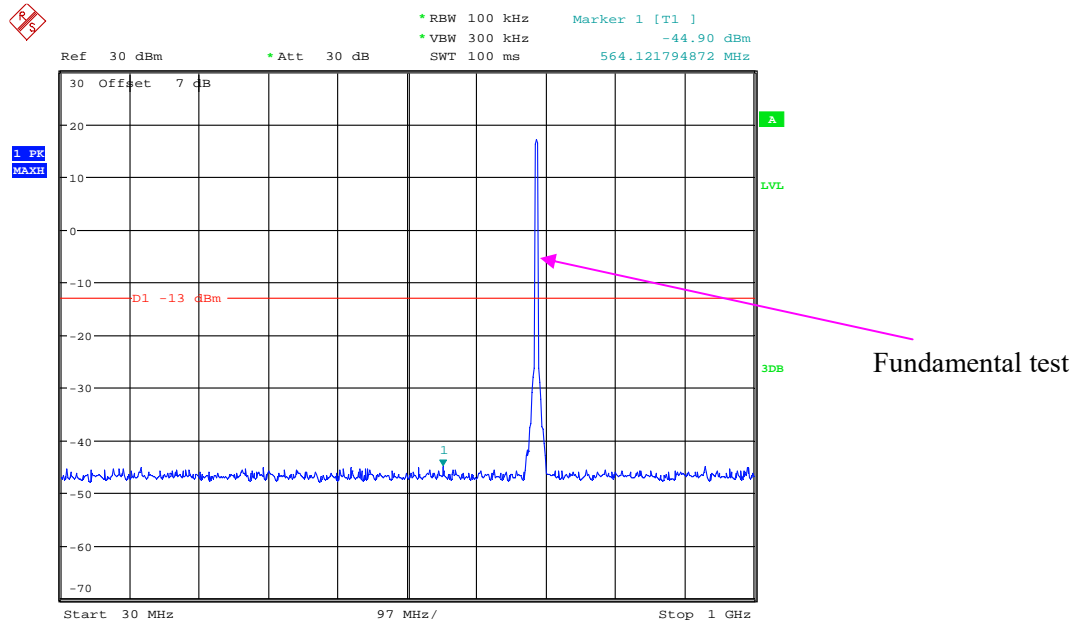
Date: 2.NOV.2020 09:11:34

Band 71\_5 MHz\_Middle\_QPSK\_RB25#0\_2(1GHz-20GHz)



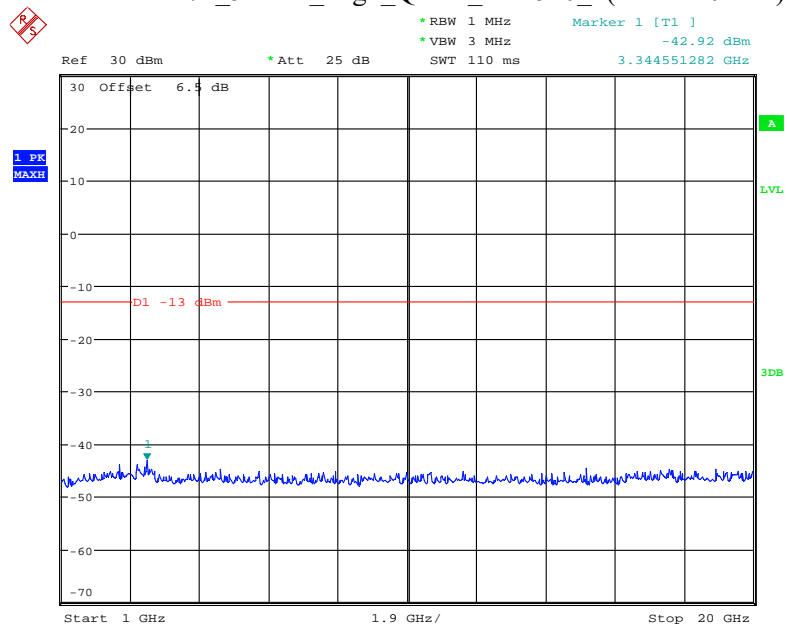
Date: 2.NOV.2020 09:06:59

Band 71\_5 MHz\_High\_QPSK\_RB25#0\_1(30MHz-1GHz)



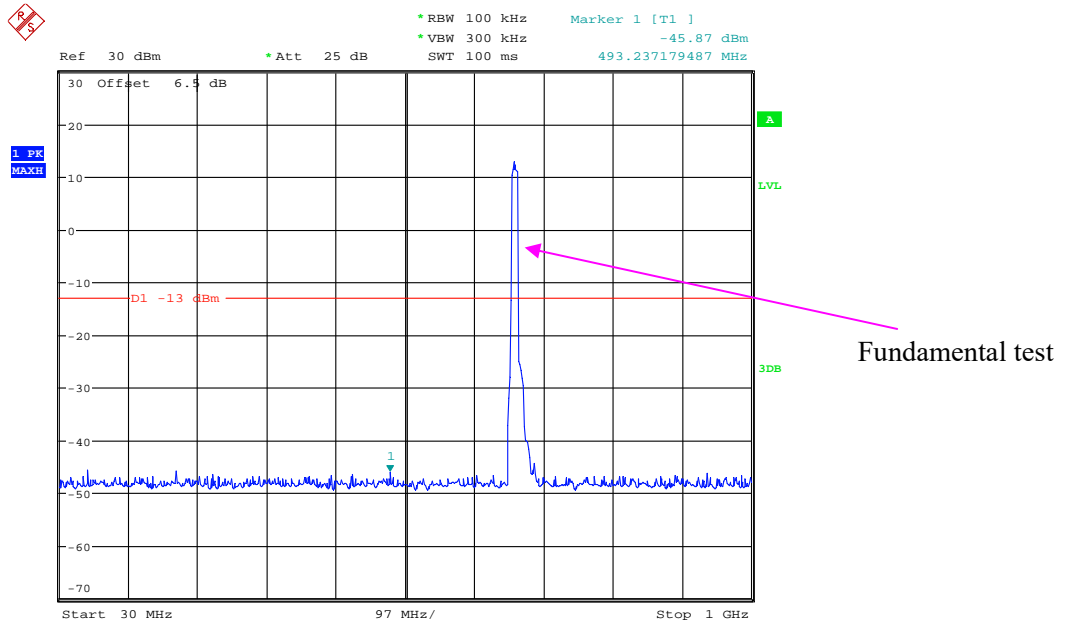
Date: 25.JAN.2021 11:53:25

Band 71\_5 MHz\_High\_QPSK\_RB25#0\_2(1GHz-20GHz)



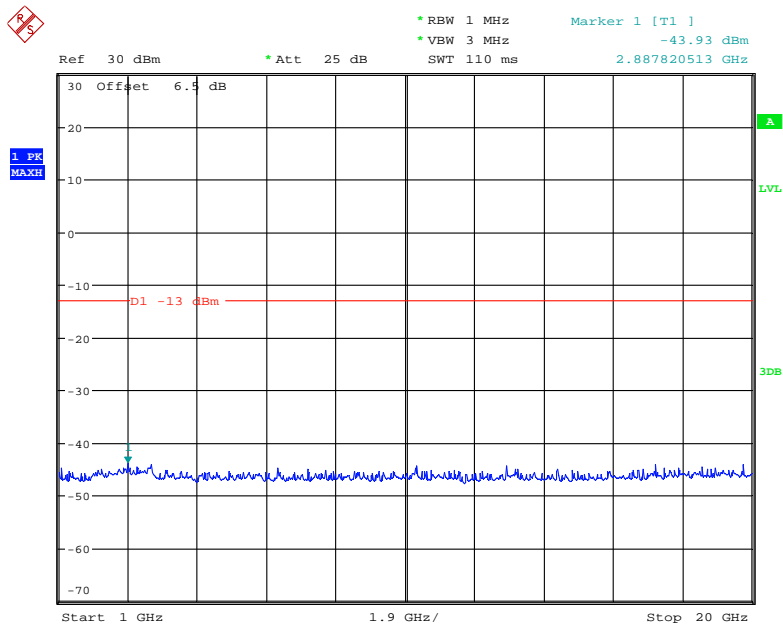
Date: 26.JAN.2021 09:25:37

Band 71\_10 MHz\_Low\_QPSK\_RB50#0\_1(30MHz-1GHz)



Date: 26.JAN.2021 09:29:09

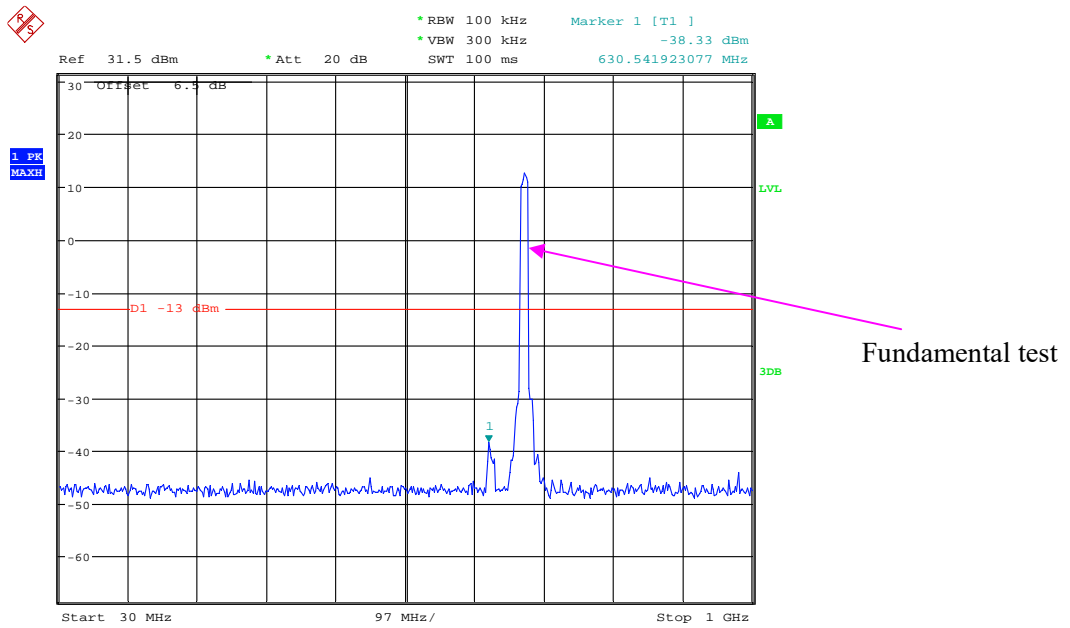
Band 71\_10 MHz\_Low\_QPSK\_RB50#0\_2(1GHz-20GHz)



Date: 26.JAN.2021 09:29:46

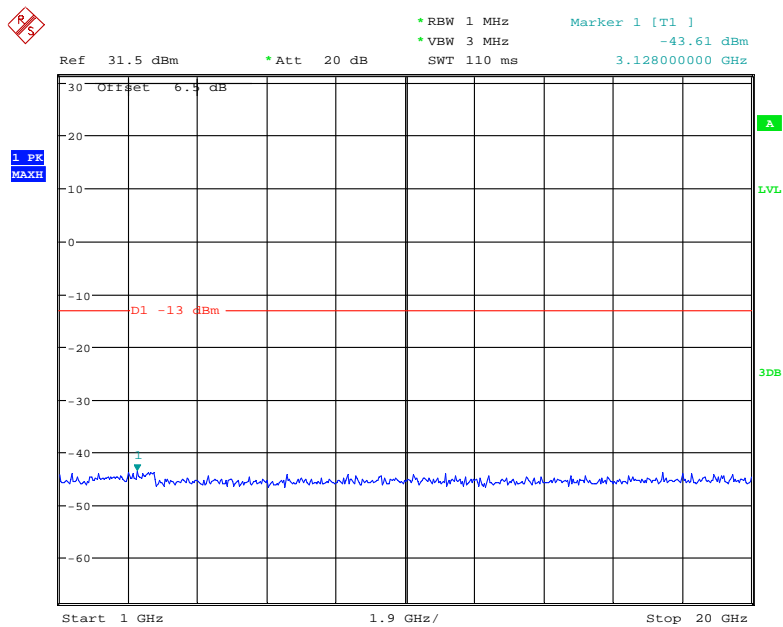


Band 71\_10 MHz\_Middle\_QPSK\_RB50#0\_1(30MHz-1GHz)



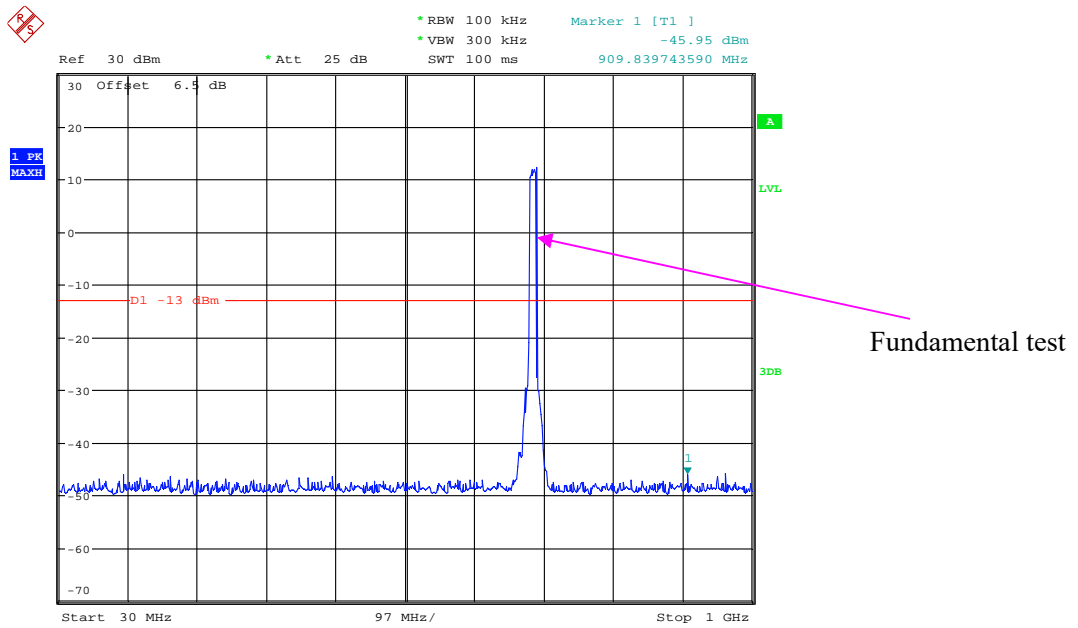
Date: 2.NOV.2020 09:11:18

Band 71\_10 MHz\_Middle\_QPSK\_RB50#0\_2(1GHz-20GHz)



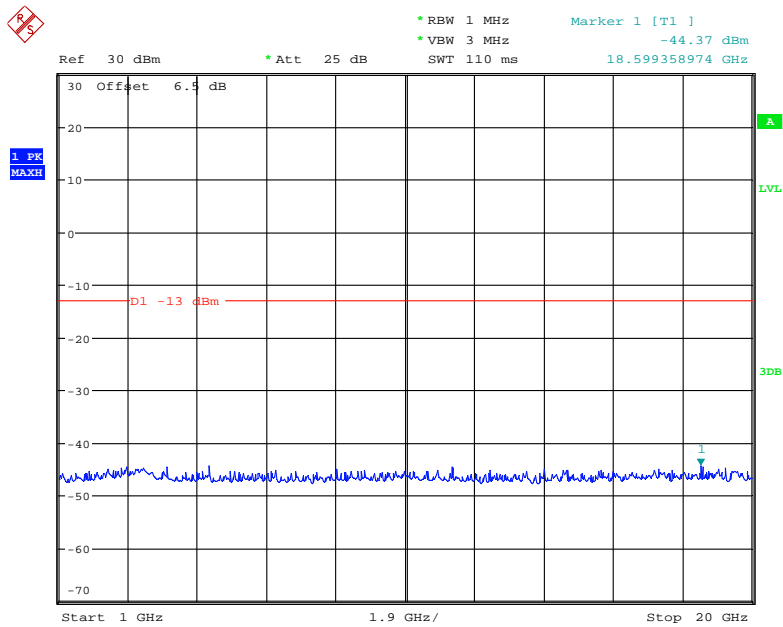
Date: 2.NOV.2020 09:07:28

Band 71\_10 MHz\_High\_QPSK\_RB50#0\_1(30MHz-1GHz)



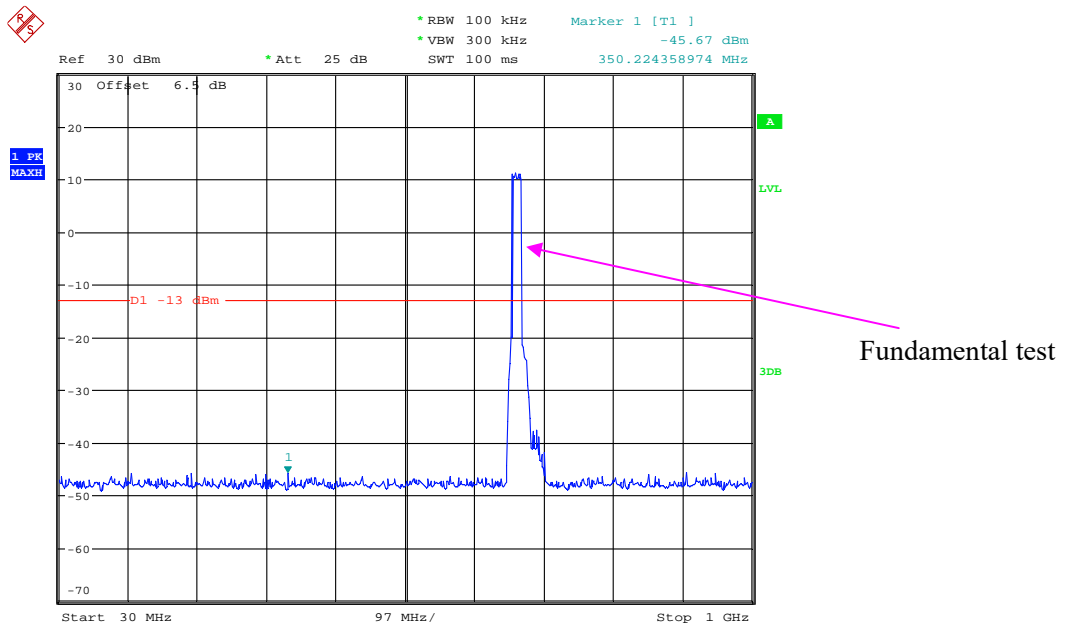
Date: 26.JAN.2021 09:31:15

Band 71\_10 MHz\_High\_RB50#0\_2(1GHz-20GHz)



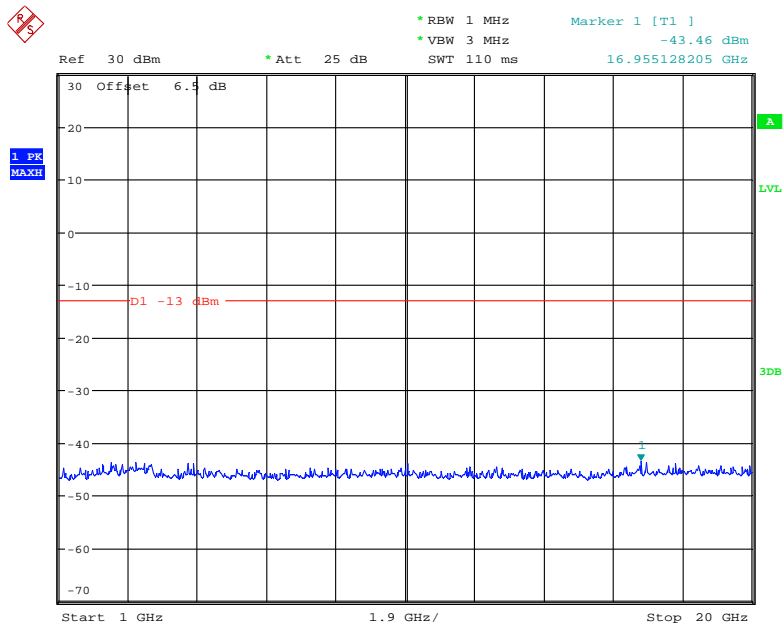
Date: 26.JAN.2021 09:30:33

Band 71\_15 MHz\_Low\_QPSK\_RB75#0\_1(30MHz-1GHz)



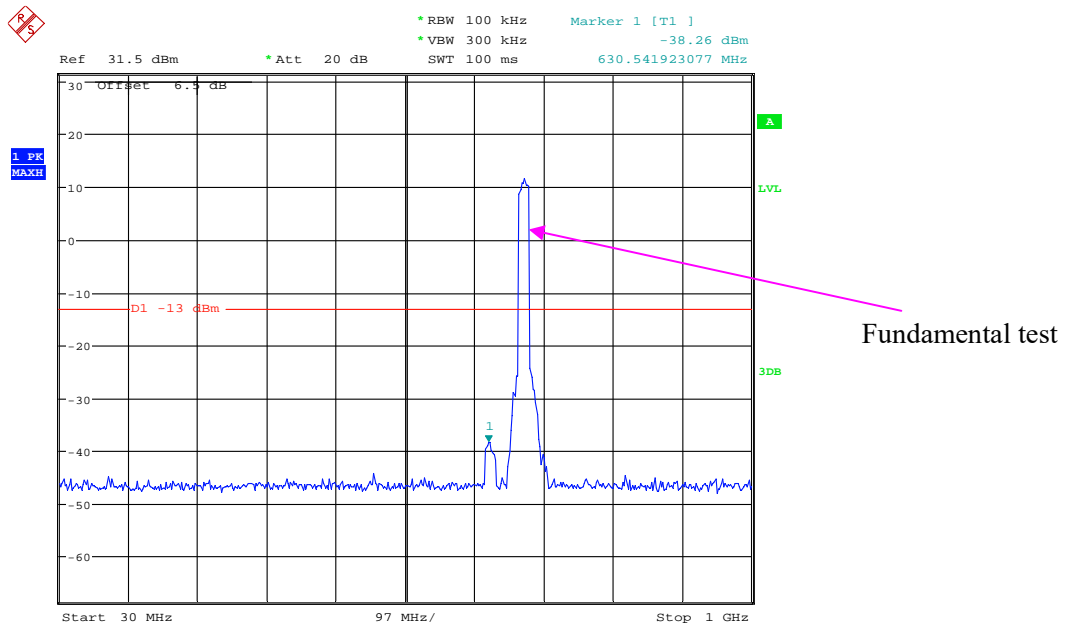
Date: 26.JAN.2021 09:42:57

Band 71\_15 MHz\_Low\_QPSK\_RB75#0\_2(1GHz-20GHz)



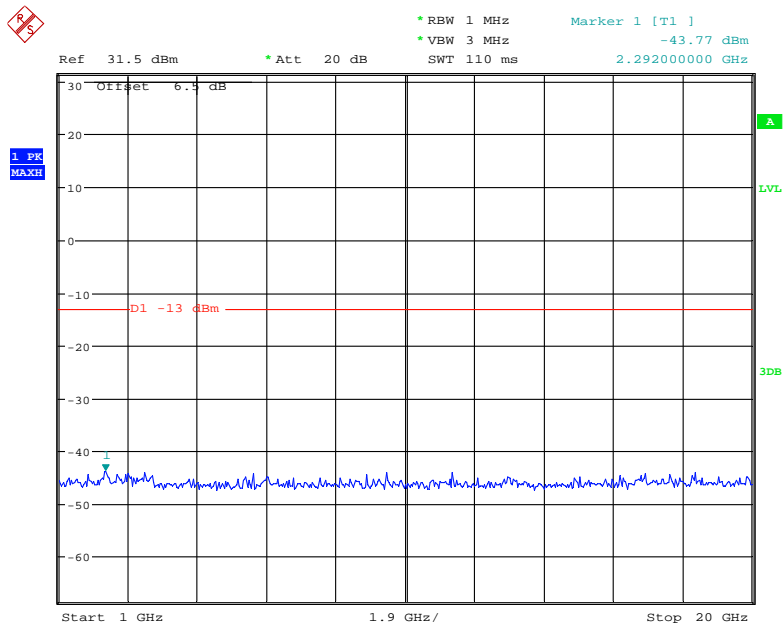
Date: 26.JAN.2021 09:42:04

Band 71\_15 MHz\_Middle\_QPSK\_RB75#0\_1(30MHz-1GHz)



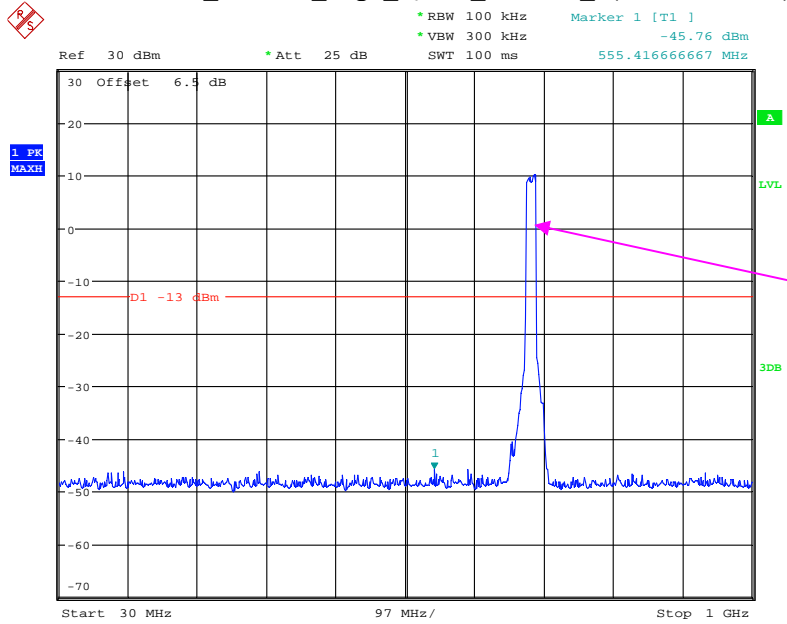
Date: 2.NOV.2020 09:10:50

Band 71\_15 MHz\_Middle\_QPSK\_RB75#0\_2(1GHz-20GHz)



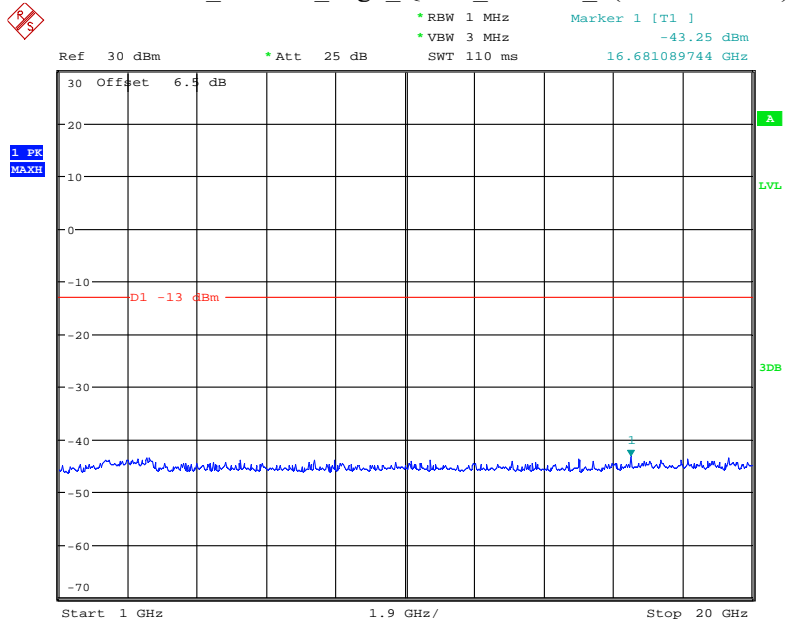
Date: 2.NOV.2020 09:07:41

### Band 71\_15 MHz\_High\_QPSK\_RB75#0\_1(30MHz-1GHz)



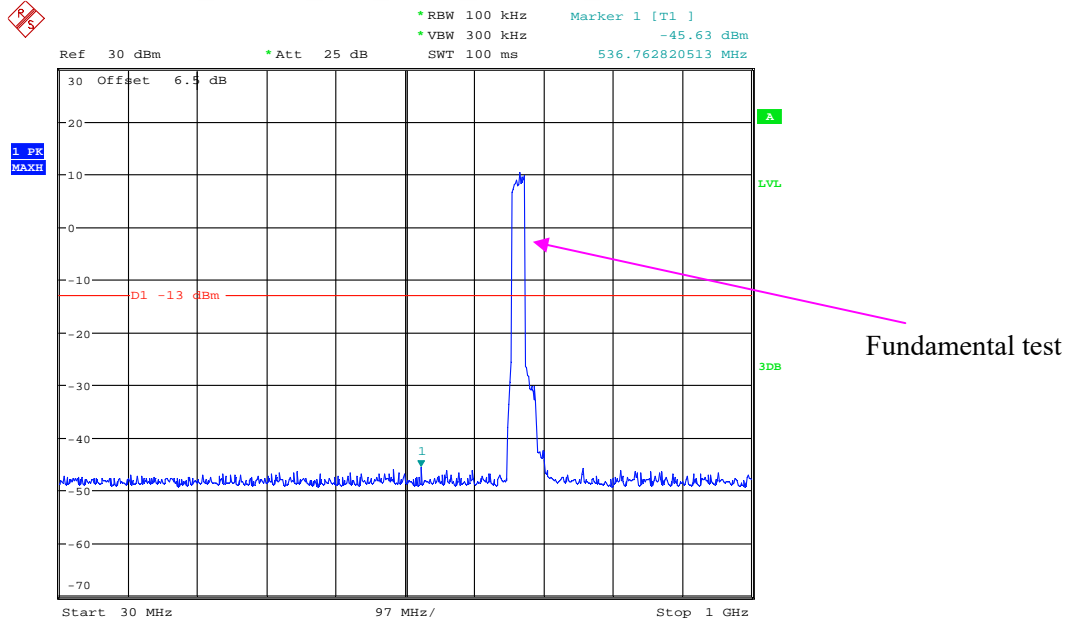
Date: 26.JAN.2021 09:33:35

### Band 71\_15 MHz\_High\_QPSK\_RB75#0\_2(1GHz-20GHz)



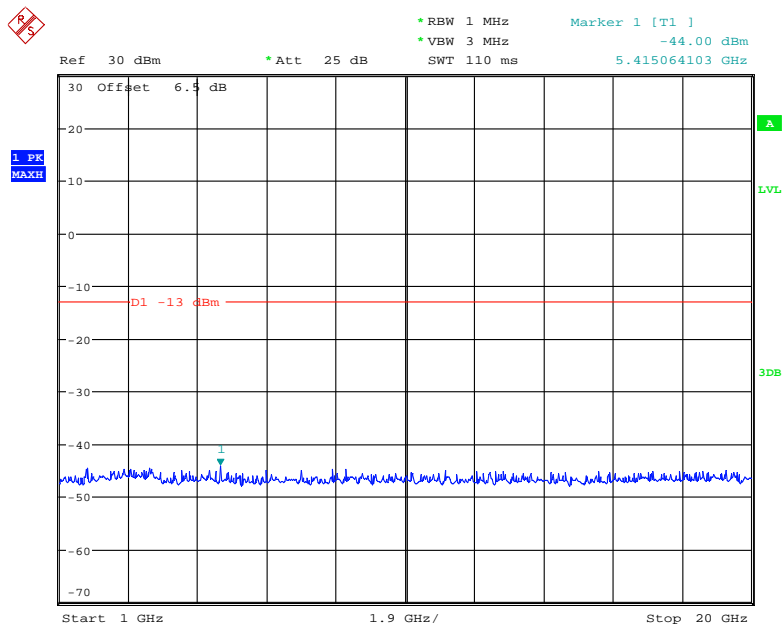
Date: 26.JAN.2021 09:34:51

### Band 71\_20 MHz\_Low\_QPSK\_RB100#0\_1(30MHz-1GHz)



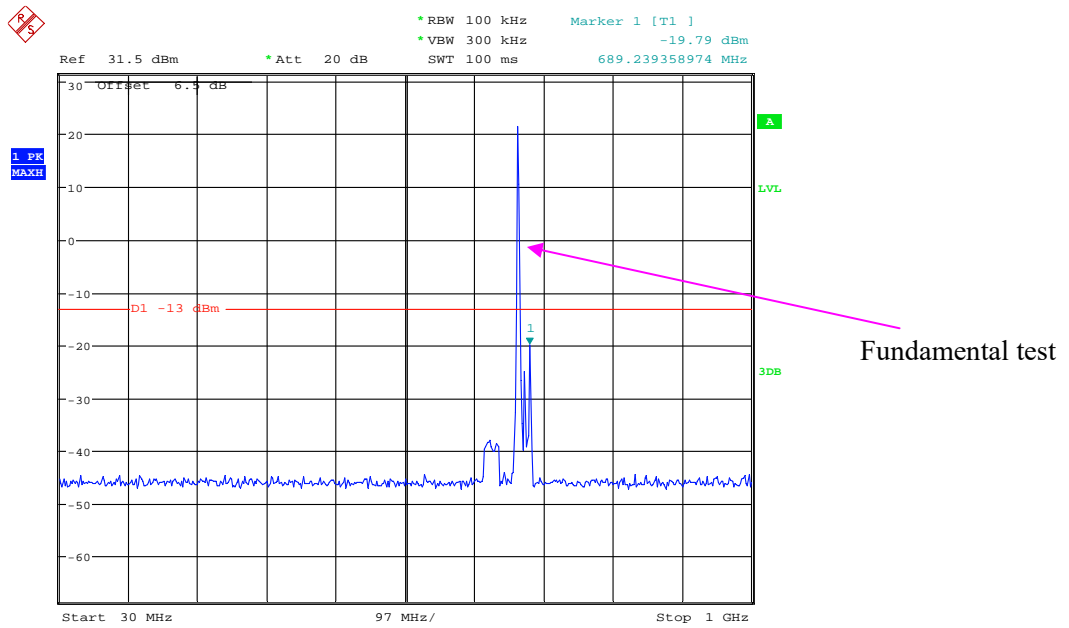
Date: 26.JAN.2021 09:58:48

### Band 71\_20 MHz\_Low\_QPSK\_RB100#0\_2(1GHz-20GHz)



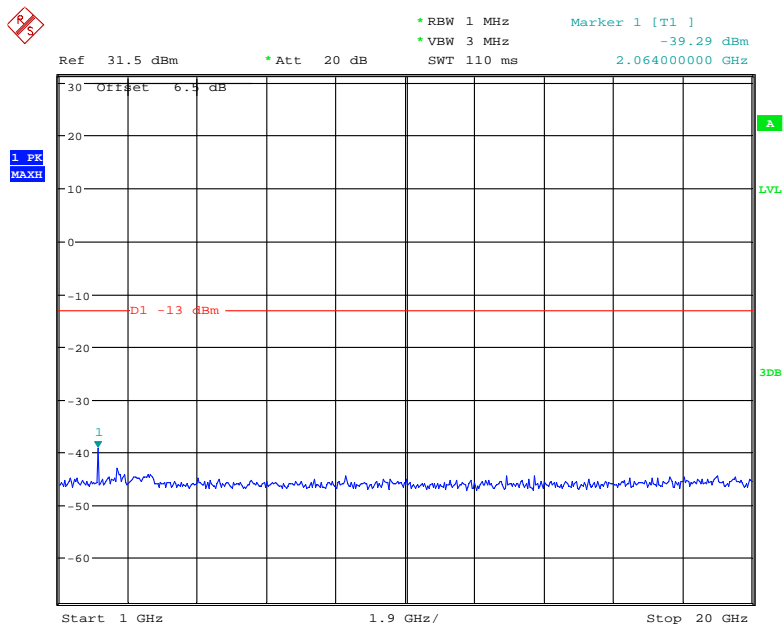
Date: 26.JAN.2021 09:58:15

Band 71\_20 MHz\_Middle\_QPSK\_RB100#0\_1(30MHz-1GHz)



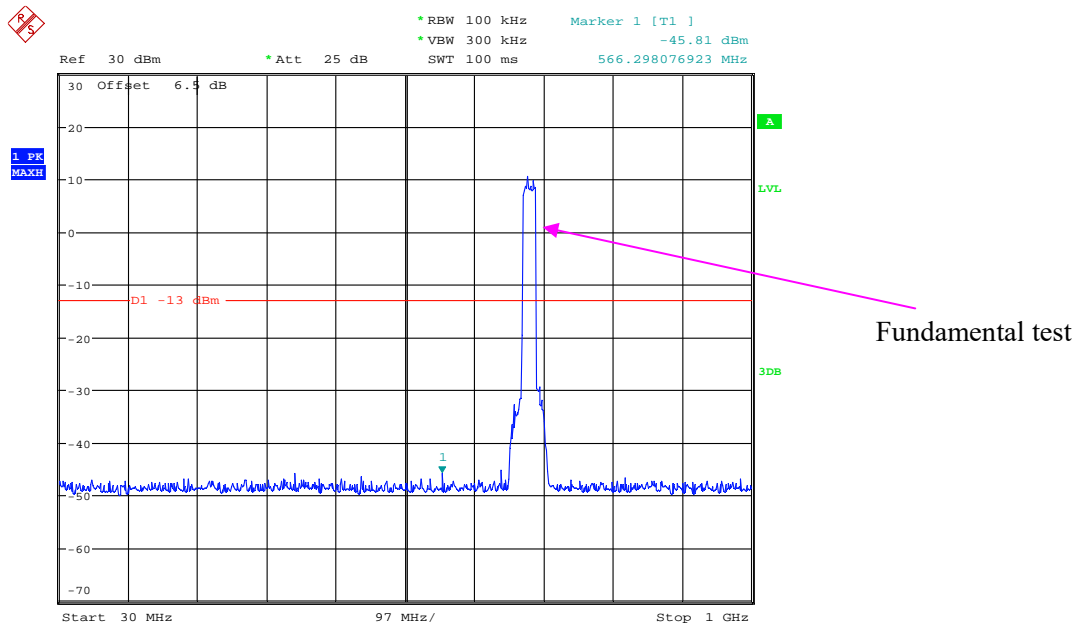
Date: 2.NOV.2020 09:10:05

Band 71\_20 MHz\_Middle\_QPSK\_RB100#0\_2(1GHz-20GHz)



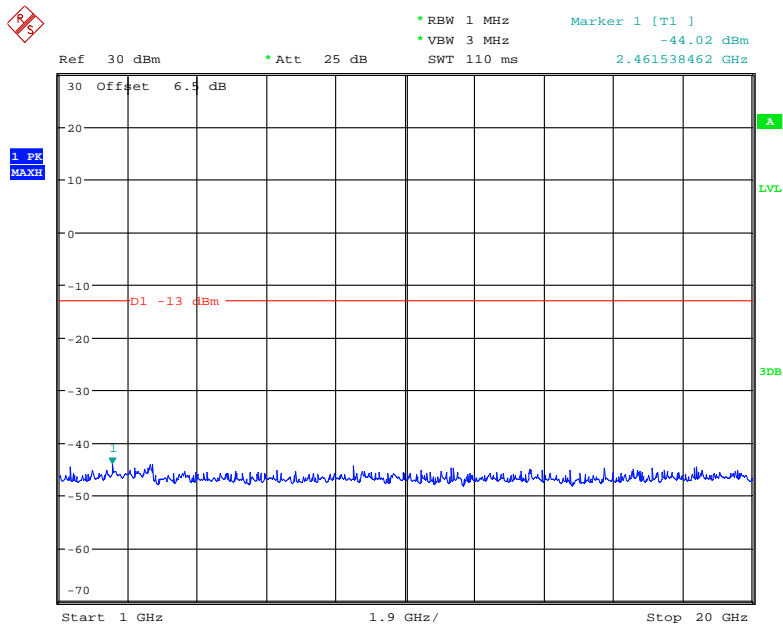
Date: 2.NOV.2020 09:07:57

Band 71\_20 MHz\_High\_QPSK\_RB100#0\_1(30MHz-1GHz)



Date: 26.JAN.2021 09:56:14

Band 71\_20 MHz\_High\_QPSK\_RB100#0\_2(1GHz-20GHz)



Date: 26.JAN.2021 09:56:44



---

**FCC § 2.1053; § 22.917 (a); § 24.238 (a); § 27.53; § 90.543--SPURIOUS  
RADIATED EMISSIONS**

---

**Applicable Standard**

FCC § 2.1053, § 22.917(a) and § 24.238(a), § 27.53 and § 90.543

**Test Procedure**

The transmitter was placed on a wooden turntable, and it was transmitting into a non-radiating load which was also placed on the turntable.

The measurement antenna was placed at a distance of 3 meters from the EUT. During the tests, the receiving antenna height and polarization as well as EUT azimuth were varied in order to identify the maximum level of emissions from the EUT. The test was performed by placing the EUT on 3-orthogonal axis.

The frequency range up to tenth harmonic of the fundamental frequency was investigated.

**Test Data****Environmental Conditions**

<b>Temperature:</b>	26.3~28.3 °C
<b>Relative Humidity:</b>	44~52 %
<b>ATM Pressure:</b>	101.0~101.1 kPa

*The testing was performed by Holland Yang on 2020-11-03 for below 1GHz and Leven gan on 2020-11-03 for above 1GHz.*

*EUT operation mode: Transmitting*

**30 MHz ~ 10 GHz:**

**Cellular Band (Part 22H)**

Frequency (MHz)	Receiver Reading (dBµV)	Turntable Angle Degree	Rx Antenna		Substituted			Absolute Level (dBm)	FCC Part 22H	
			Height (m)	Polar (H/V)	Level (dBm)	Cable Loss (dB)	Antenna Gain (dBd/dBi)		Limit (dBm)	Margin (dB)
WCDMA Mode										
Low channel										
850.5	41.23	283	2.2	H	-61.5	1.35	0.0	-62.85	-13	49.85
952.3	38.40	65	1.2	V	-60.9	1.37	0.0	-62.27	-13	49.27
1652.80	48.14	326	1.9	H	-58.2	1.30	8.90	-50.60	-13	37.60
1652.80	53.52	350	1.7	V	-52.2	1.30	8.90	-44.60	-13	31.60
2479.20	47.65	283	1.4	H	-55.7	2.60	10.20	-48.10	-13	35.10
2479.20	48.01	173	2.1	V	-54.7	2.60	10.20	-47.10	-13	34.10
3305.60	43.21	202	1.1	H	-57.7	1.50	11.70	-47.50	-13	34.50
3305.60	43.53	197	2.1	V	-57.4	1.50	11.70	-47.20	-13	34.20
Middle channel										
850.5	41.13	303	1.5	H	-61.6	1.35	0.0	-62.95	-13	49.95
951.6	38.18	352	1.4	V	-61.2	1.37	0.0	-62.57	-13	49.57
1673.20	47.64	261	1.6	H	-58.7	1.30	8.90	-51.10	-13	38.10
1673.20	52.14	0	1.5	V	-53.6	1.30	8.90	-46.00	-13	33.00
2509.80	46.71	24	1.6	H	-56.6	2.60	10.20	-49.00	-13	36.00
2509.80	47.83	187	1.7	V	-54.9	2.60	10.20	-47.30	-13	34.30
3346.40	42.97	349	1.6	H	-57.9	1.50	11.70	-47.70	-13	34.70
3346.40	43.29	341	1.6	V	-57.6	1.50	11.70	-47.40	-13	34.40
High channel										
850.5	41.09	245	1.2	H	-61.6	1.35	0.0	-62.95	-13	49.95
966.8	38.71	154	2.3	V	-60.6	1.37	0.0	-61.97	-13	48.97
1693.20	47.77	62	1.8	H	-58.6	1.30	8.90	-51.00	-13	38.00
1693.20	52.34	261	2.5	V	-53.4	1.30	8.90	-45.80	-13	32.80
2539.80	46.89	210	1.7	H	-56.5	2.60	10.20	-48.90	-13	35.90
2539.80	48.06	359	2.0	V	-54.7	2.60	10.20	-47.10	-13	34.10
3386.40	43.18	39	1.4	H	-58.1	1.40	11.80	-47.70	-13	34.70
3386.40	43.47	43	2.3	V	-57.6	1.40	11.80	-47.20	-13	34.20

**30 MHz ~ 20 GHz:**

**PCS Band (Part 24E)**

Frequency (MHz)	Receiver Reading (dBµV)	Turntable Angle Degree	Rx Antenna		Substituted			Absolute Level (dBm)	FCC Part 24E	
			Height (m)	Polar (H/V)	Level (dBm)	Cable Loss (dB)	Antenna Gain (dBd/dBi)		Limit (dBm)	Margin (dB)
WCDMA Mode										
Low channel										
850.5	41.31	146	1.6	H	-61.4	1.35	0.0	-62.75	-13	49.75
969.9	38.69	180	2.1	V	-60.7	1.37	0.0	-62.07	-13	49.07
3704.80	44.97	9	2.0	H	-56.8	1.60	11.90	-46.50	-13	33.50
3704.80	46.15	49	1.1	V	-55.1	1.60	11.90	-44.80	-13	31.80
Middle channel										
850.5	41.21	2	1.5	H	-61.5	1.35	0.0	-62.85	-13	49.85
958.6	38.52	141	1.2	V	-60.8	1.37	0.0	-62.17	-13	49.17
3760.00	44.86	334	2.3	H	-57.2	1.50	11.80	-46.90	-13	33.90
3760.00	46.22	189	1.2	V	-55.4	1.50	11.80	-45.10	-13	32.10
High channel										
850.5	41.27	249	1.8	H	-61.4	1.35	0.0	-62.75	-13	49.75
959.7	38.47	29	2.2	V	-60.9	1.37	0.0	-62.27	-13	49.27
3815.20	44.79	116	1.7	H	-57.3	1.50	11.80	-47.00	-13	34.00
3815.20	46.34	360	1.7	V	-55.2	1.50	11.80	-44.90	-13	31.90

**30 MHz ~ 20 GHz:**

**AWS Band**

Frequency (MHz)	Receiver Reading (dBµV)	Turntable Angle Degree	Rx Antenna		Substituted			Absolute Level (dBm)	FCC Part 27	
			Height (m)	Polar (H/V)	Level (dBm)	Cable Loss (dB)	Antenna Gain (dBd/dBi)		Limit (dBm)	Margin (dB)
WCDMA Mode										
Low channel										
850.5	41.25	246	1.7	H	-61.5	1.35	0.0	-62.85	-13	49.85
956.8	38.26	250	1.9	V	-61.1	1.37	0.0	-62.47	-13	49.47
3424.80	45.77	274	2.4	H	-55.0	1.40	11.80	-44.60	-13	31.60
3424.80	46.59	262	2.0	V	-54.0	1.40	11.80	-43.60	-13	30.60
Middle channel										
850.5	41.15	342	2.0	H	-61.6	1.35	0.0	-62.95	-13	49.95
954.7	38.62	158	1.6	V	-60.7	1.37	0.0	-62.07	-13	49.07
3465.20	45.79	229	1.8	H	-55.0	1.50	12.00	-44.50	-13	31.50
3465.20	46.66	69	2.0	V	-54.8	1.50	12.00	-44.30	-13	31.30
High channel										
850.5	41.19	283	1.6	H	-61.5	1.35	0.0	-62.85	-13	49.85
961.2	38.74	271	1.8	V	-60.6	1.37	0.0	-61.97	-13	48.97
3505.20	45.75	37	2.1	H	-55.0	1.50	12.00	-44.50	-13	31.50
3505.20	46.36	237	1.3	V	-55.1	1.50	12.00	-44.60	-13	31.60

**LTE Band:** (Pre-scan with all the bandwidth, and worst case as below)

Frequency (MHz)	Receiver Reading (dBµV)	Turntable Angle Degree	Rx Antenna		Substituted			Absolute Level (dBm)	Limit (dBm)	Margin (dB)
			Height (m)	Polar (H/V)	Level (dBm)	Cable Loss (dB)	Antenna Gain (dBd/dBi)			
Band 2										
Test frequency range: 30 MHz ~ 20 GHz										
1850.7 MHz, Low channel										
850.5	41.11	235	2.0	H	-61.6	1.35	0.0	-62.95	-13	49.95
958.7	38.26	120	1.8	V	-61.1	1.37	0.0	-62.47	-13	49.47
3701.40	49.71	192	1.2	H	-52.1	1.60	11.90	-41.80	-13	28.80
3701.40	52.92	196	1.1	V	-48.3	1.60	11.90	-38.00	-13	25.00
1880 MHz, Middle channel										
850.5	40.98	168	1.8	H	-61.7	1.35	0.0	-63.05	-13	50.05
961.3	38.15	223	1.5	V	-61.2	1.37	0.0	-62.57	-13	49.57
3760.00	49.54	78	2.0	H	-52.5	1.50	11.80	-42.20	-13	29.20
3760.00	51.67	268	2.1	V	-49.9	1.50	11.80	-39.60	-13	26.60
1909.3 MHz, High channel										
850.5	41.02	50	2.1	H	-61.7	1.35	0.0	-63.05	-13	50.05
959.4	38.52	38	2.3	V	-60.8	1.37	0.0	-62.17	-13	49.17
3818.60	48.95	76	1.4	H	-53.1	1.50	11.80	-42.80	-13	29.80
3818.60	52.51	319	1.6	V	-49.1	1.50	11.80	-38.80	-13	25.80
Band 4										
Test frequency range:30 MHz ~ 20 GHz										
1710.7 MHz, Low channel										
850.5	41.12	123	1.3	H	-61.6	1.35	0.0	-62.95	-13	49.95
969.9	38.69	180	2.1	V	-60.7	1.37	0.0	-62.07	-13	49.07
3421.40	46.42	135	2.3	H	-52.4	1.40	11.80	-44.00	-13	31.00
3421.40	48.23	115	2.2	V	-50.4	1.40	11.80	-42.00	-13	29.00
1732.5 MHz, Middle channel										
850.5	41.23	60	2.3	H	-61.5	1.35	0.0	-62.85	-13	49.85
958.6	38.52	141	1.2	V	-60.8	1.37	0.0	-62.17	-13	49.17
3465.00	46.91	23	1.7	H	-51.8	1.50	12.00	-43.30	-13	30.30
3465.00	48.47	358	1.8	V	-51.0	1.50	12.00	-42.50	-13	29.50
1754.3 MHz, High channel										
850.5	41.09	84	1.1	H	-61.6	1.35	0.0	-62.95	-13	49.95
959.7	38.47	29	2.2	V	-60.9	1.37	0.0	-62.27	-13	49.27
3508.60	47.17	154	2.4	H	-52.6	1.50	12.00	-43.10	-13	30.10
3508.60	47.96	242	1.4	V	-51.5	1.50	12.00	-43.00	-13	30.00

Frequency (MHz)	Receiver Reading (dBμV)	Turntable Angle Degree	Rx Antenna		Substituted			Absolute Level (dBm)	Limit (dBm)	Margin (dB)
			Height (m)	Polar (H/V)	Level (dBm)	Cable Loss (dB)	Antenna Gain (dBd/dBi)			
Band 5										
Test frequency range:30 MHz ~ 10 GHz										
824.7 MHz, Low channel										
850.5	41.18	71	2.0	H	-61.5	1.35	0.0	-62.85	-13	49.85
956.8	38.26	250	1.9	V	-61.1	1.37	0.0	-62.47	-13	49.47
1649.40	57.86	103	1.6	H	-50.2	1.40	8.70	-42.90	-13	29.90
1649.40	58.75	114	2.4	V	-49.1	1.40	8.70	-41.80	-13	28.80
2474.10	60.21	2	1.9	H	-43.1	2.60	10.20	-35.50	-13	22.50
2474.10	62.23	357	2.4	V	-40.5	2.60	10.20	-32.90	-13	19.90
3298.80	44.28	342	1.7	H	-56.6	1.50	11.70	-46.40	-13	33.40
3298.80	45.79	34	1.0	V	-55.1	1.50	11.70	-44.90	-13	31.90
836.5 MHz, Middle channel										
850.5	40.89	342	1.8	H	-61.8	1.35	0.0	-63.15	-13	50.15
954.7	38.62	158	1.6	V	-60.7	1.37	0.0	-62.07	-13	49.07
1673.00	58.12	153	1.5	H	-48.2	1.30	8.90	-40.60	-13	27.60
1673.00	58.76	239	2.3	V	-47.0	1.30	8.90	-39.40	-13	26.40
2509.50	59.25	193	2.4	H	-44.1	2.60	10.20	-36.50	-13	23.50
2509.50	61.69	37	1.5	V	-41.1	2.60	10.20	-33.50	-13	20.50
3346.00	44.07	247	1.7	H	-56.8	1.50	11.70	-46.60	-13	33.60
3346.00	45.65	298	2.1	V	-55.3	1.50	11.70	-45.10	-13	32.10
848.3 MHz, High channel										
850.5	41.08	80	1.7	H	-61.6	1.35	0.0	-62.95	-13	49.95
961.2	38.74	271	1.8	V	-60.6	1.37	0.0	-61.97	-13	48.97
1696.60	58.42	259	2.3	H	-47.9	1.30	8.90	-40.30	-13	27.30
1696.60	59.16	340	2.4	V	-46.6	1.30	8.90	-39.00	-13	26.00
2544.90	59.68	203	1.5	H	-43.7	2.60	10.20	-36.10	-13	23.10
2544.90	61.96	194	1.1	V	-40.8	2.60	10.20	-33.20	-13	20.20
3393.20	44.31	209	1.9	H	-56.9	1.40	11.80	-46.50	-13	33.50
3393.20	45.56	297	2.2	V	-55.5	1.40	11.80	-45.10	-13	32.10

Frequency (MHz)	Receiver Reading (dBµV)	Turntable Angle Degree	Rx Antenna		Substituted			Absolute Level (dBm)	Limit (dBm)	Margin (dB)
			Height (m)	Polar (H/V)	Level (dBm)	Cable Loss (dB)	Antenna Gain (dBd/dBi)			
Band 12										
Test frequency range: 30 MHz ~8GHz										
699.7 MHz, Low channel										
850.5	41.31	236	1.2	H	-61.4	1.35	0.0	-62.75	-13	49.75
957.3	38.40	65	1.2	V	-60.9	1.37	0.0	-62.27	-13	49.27
1399.40	64.94	72	1.4	H	-43.2	1.60	7.90	-36.90	-13	23.90
1399.40	69.12	315	1.5	V	-39.3	1.60	7.90	-33.00	-13	20.00
2099.10	55.97	139	2.4	H	-45.2	1.30	9.70	-36.80	-13	23.80
2099.10	59.68	56	2.0	V	-42.3	1.30	9.70	-33.90	-13	20.90
2798.80	52.44	140	2.2	H	-51.5	1.80	10.50	-42.80	-13	29.80
2798.80	46.27	329	1.1	V	-57.3	1.80	10.50	-48.60	-13	35.60
707.5 MHz, Middle channel										
850.5	41.21	38	1.1	H	-61.5	1.35	0.0	-62.85	-13	49.85
951.6	38.18	352	1.4	V	-61.2	1.37	0.0	-62.57	-13	49.57
1415.00	65.87	247	2.4	H	-42.3	1.60	7.90	-36.00	-13	23.00
1415.00	69.66	230	1.4	V	-38.8	1.60	7.90	-32.50	-13	19.50
2122.50	56.33	358	2.0	H	-44.8	1.30	9.70	-36.40	-13	23.40
2122.50	60.01	69	2.0	V	-41.9	1.30	9.70	-33.50	-13	20.50
2830.00	53.03	35	1.7	H	-50.9	1.80	10.50	-42.20	-13	29.20
2830.00	46.24	290	1.2	V	-57.4	1.80	10.50	-48.70	-13	35.70
715.3 MHz, High channel										
850.5	41.17	173	2.2	H	-61.5	1.35	0.0	-62.85	-13	49.85
966.8	38.71	154	2.3	V	-60.6	1.37	0.0	-61.97	-13	48.97
1430.60	65.12	351	1.2	H	-43.1	1.60	7.90	-36.80	-13	23.80
1430.60	69.47	99	1.2	V	-39.0	1.60	7.90	-32.70	-13	19.70
2145.90	56.07	83	2.5	H	-45.1	1.30	9.70	-36.70	-13	23.70
2145.90	60.13	201	1.7	V	-41.8	1.30	9.70	-33.40	-13	20.40
2861.20	52.67	212	1.2	H	-52.0	1.70	10.70	-43.00	-13	30.00
2861.20	47.18	112	2.5	V	-57.5	1.70	10.70	-48.50	-13	35.50

Frequency (MHz)	Receiver Reading (dBμV)	Turntable Angle Degree	Rx Antenna		Substituted			Absolute Level (dBm)	Limit (dBm)	Margin (dB)
			Height (m)	Polar (H/V)	Level (dBm)	Cable Loss (dB)	Antenna Gain (dBd/dBi)			
Band 13										
Test frequency range: 30 MHz ~ 8GHz										
779.5 MHz, Low channel										
850.5	41.24	202	2.2	H	-61.5	1.35	0.0	-62.85	-13	49.85
962.5	38.78	159	2.3	V	-60.6	1.37	0.0	-61.97	-13	48.97
1559.00	58.26	212	2.2	H	-50.1	1.40	8.70	-42.80	-40	2.80
1559.00	59.01	80	1.2	V	-49.1	1.40	8.70	-41.80	-40	1.80
2338.50	68.57	239	1.4	H	-36.7	1.30	10.00	-28.00	-13	15.00
2338.50	77.12	272	1.2	V	-28.0	1.30	10.00	-19.30	-13	6.30
3118.00	59.75	302	2.4	H	-41.8	1.70	11.30	-32.20	-13	19.20
3118.00	60.19	339	1.6	V	-41.3	1.70	11.30	-31.70	-13	18.70
782 MHz, Middle channel										
850.5	41.15	343	2.3	H	-61.6	1.35	0.0	-62.95	-13	49.95
961.7	38.46	5	1.8	V	-60.9	1.37	0.0	-62.27	-13	49.27
1564.00	58.10	121	2.2	H	-50.3	1.40	8.70	-43.00	-40	3.00
1564.00	58.62	356	1.2	V	-49.5	1.40	8.70	-42.20	-40	2.20
2346.00	68.99	273	1.7	H	-36.3	1.30	10.00	-27.60	-13	14.60
2346.00	77.88	77	1.7	V	-27.3	1.30	10.00	-18.60	-13	5.60
3128.00	60.09	217	1.0	H	-41.5	1.70	11.30	-31.90	-13	18.90
3128.00	60.12	126	2.4	V	-41.3	1.70	11.30	-31.70	-13	18.70
784.5 MHz, High channel										
850.5	41.11	105	1.3	H	-61.6	1.35	0.0	-62.95	-13	49.95
963.6	38.68	342	1.7	V	-60.7	1.37	0.0	-62.07	-13	49.07
1569.00	57.68	21	2.2	H	-50.7	1.40	8.70	-43.40	-40	3.40
1569.00	58.82	236	1.5	V	-49.3	1.40	8.70	-42.00	-40	2.00
2353.50	69.06	255	2.2	H	-35.3	2.30	10.10	-27.50	-13	14.50
2353.50	78.01	237	1.4	V	-25.4	2.30	10.10	-17.60	-13	4.60
3138.00	60.25	344	1.5	H	-41.3	1.70	11.30	-31.70	-13	18.70
3138.00	61.35	186	1.4	V	-40.1	1.70	11.30	-30.50	-13	17.50



Frequency (MHz)	Receiver Reading (dBμV)	Turntable Angle Degree	Rx Antenna		Substituted			Absolute Level (dBm)	Limit (dBm)	Margin (dB)
			Height (m)	Polar (H/V)	Level (dBm)	Cable Loss (dB)	Antenna Gain (dBd/dBi)			
Band 14										
Test frequency range: 30 MHz ~ 8GHz										
790.5 MHz, Low channel										
850.5	40.94	229	1.6	H	-61.8	1.35	0.0	-63.15	-13	50.15
962.3	38.82	80	1.9	V	-60.5	1.37	0.0	-61.87	-13	48.87
1581.00	57.77	150	2.1	H	-50.6	1.40	8.70	-43.30	-40	3.30
1581.00	58.19	52	2.4	V	-49.9	1.40	8.70	-42.60	-40	2.60
2371.50	69.56	209	1.9	H	-34.8	2.30	10.10	-27.00	-13	14.00
2371.50	77.13	70	1.8	V	-26.3	2.30	10.10	-18.50	-13	5.50
3162.00	51.37	322	1.2	H	-49.3	1.60	11.50	-39.40	-13	26.40
3162.00	57.05	144	1.4	V	-43.8	1.60	11.50	-33.90	-13	20.90
793 MHz, Middle channel										
850.5	42.03	344	1.6	H	-60.7	1.35	0.0	-62.05	-13	49.05
959.3	38.65	154	1.5	V	-60.7	1.37	0.0	-62.07	-13	49.07
1586.00	57.58	48	1.8	H	-50.8	1.40	8.70	-43.50	-40	3.50
1586.00	58.32	179	1.1	V	-49.8	1.40	8.70	-42.50	-40	2.50
2379.00	69.69	251	1.6	H	-34.7	2.30	10.10	-26.90	-13	13.90
2379.00	77.09	234	1.7	V	-26.3	2.30	10.10	-18.50	-13	5.50
3172.00	51.47	165	2.0	H	-49.2	1.60	11.50	-39.30	-13	26.30
3172.00	56.97	335	2.2	V	-43.9	1.60	11.50	-34.00	-13	21.00
795.5 MHz, High channel										
850.5	41.22	31	1.1	H	-61.5	1.35	0.0	-62.85	-13	49.85
960.1	38.39	184	2.2	V	-61.0	1.37	0.0	-62.37	-13	49.37
1591.00	57.72	287	1.7	H	-50.6	1.40	8.70	-43.30	-40	3.30
1591.00	58.65	92	2.2	V	-49.5	1.40	8.70	-42.20	-40	2.20
2386.50	69.47	196	1.2	H	-34.9	2.30	10.10	-27.10	-13	14.10
2386.50	76.94	102	1.4	V	-26.4	2.30	10.10	-18.60	-13	5.60
3182.00	51.16	96	1.3	H	-49.5	1.60	11.50	-39.60	-13	26.60
3182.00	56.87	53	2.0	V	-44.0	1.60	11.50	-34.10	-13	21.10

Frequency (MHz)	Receiver Reading (dBµV)	Turntable Angle Degree	Rx Antenna		Substituted			Absolute Level (dBm)	Limit (dBm)	Margin (dB)
			Height (m)	Polar (H/V)	Level (dBm)	Cable Loss (dB)	Antenna Gain (dBd/dBi)			
Band 66										
Test frequency range: 30 MHz ~ 8GHz										
1710.7 MHz, Low channel										
850.5	40.97	172	1.6	H	-61.7	1.35	0.0	-63.05	-13	50.05
965.3	38.57	71	2.2	V	-60.8	1.37	0.0	-62.17	-13	49.17
3421.40	49.15	360	1.7	H	-51.6	1.40	11.80	-41.20	-13	28.20
3421.40	50.24	162	2.4	V	-50.4	1.40	11.80	-40.00	-13	27.00
1755 MHz, Middle channel										
850.5	41.34	125	2.5	H	-61.4	1.35	0.0	-62.75	-13	49.75
960.6	38.69	315	2.5	V	-61.3	1.37	0.0	-62.67	-13	49.07
3510.00	48.56	160	1.8	H	-52.2	1.50	12.00	-41.70	-13	28.70
3510.00	50.19	211	2.4	V	-51.3	1.50	12.00	-40.80	-13	27.80
1779.3 MHz, High channel										
850.5	40.92	151	1.3	H	-61.8	1.35	0.0	-63.15	-13	50.15
968.6	38.79	335	2.4	V	-61.1	1.37	0.0	-62.47	-13	48.97
3558.60	48.75	290	1.1	H	-52.8	1.50	12.10	-42.20	-13	29.20
3558.60	50.26	257	1.5	V	-50.8	1.50	12.10	-40.20	-13	27.20

Frequency (MHz)	Receiver Reading (dBμV)	Turntable Angle Degree	Rx Antenna		Substituted			Absolute Level (dBm)	Limit (dBm)	Margin (dB)
			Height (m)	Polar (H/V)	Level (dBm)	Cable Loss (dB)	Antenna Gain (dBd/dBi)			
Band 71										
Test frequency range: 30 MHz ~ 8GHz										
663 MHz, Low channel										
850.5	41.26	136	1.5	H	-61.5	1.35	0.0	-62.85	-13	49.85
964.7	38.67	124	2.5	V	-60.7	1.37	0.0	-62.07	-13	49.07
1326.00	63.45	182	2.1	H	-45.0	1.60	7.30	-39.30	-13	26.30
1326.00	64.87	287	1.5	V	-43.5	1.60	7.30	-37.80	-13	24.80
1989.00	68.94	287	1.1	H	-31.6	1.30	9.60	-23.30	-13	10.30
1989.00	75.51	0	1.4	V	-25.4	1.30	9.60	-17.10	-13	4.10
2652.00	54.27	15	1.3	H	-48.8	2.00	10.40	-40.40	-13	27.40
2652.00	56.88	116	2.0	V	-45.8	2.00	10.40	-37.40	-13	24.40
680.5 MHz, Middle channel										
850.5	41.21	349	1.1	H	-61.5	1.35	0.0	-62.85	-13	49.85
952.1	38.82	156	1.0	V	-60.5	1.37	0.0	-61.87	-13	48.87
1361.00	64.57	311	2.4	H	-43.6	1.60	7.90	-37.30	-13	24.30
1361.00	66.63	175	1.7	V	-41.8	1.60	7.90	-35.50	-13	22.50
2041.50	68.75	80	1.1	H	-31.8	1.30	9.60	-23.50	-13	10.50
2041.50	75.94	83	2.3	V	-25.0	1.30	9.60	-16.70	-13	3.70
2722.00	53.77	40	2.4	H	-49.3	2.00	10.40	-40.90	-13	27.90
2722.00	58.64	282	2.0	V	-44.1	2.00	10.40	-35.70	-13	22.70
697.9 MHz, High channel										
850.5	41.33	269	1.6	H	-61.4	1.35	0.0	-62.75	-13	49.75
967.0	38.59	142	2.4	V	-60.8	1.37	0.0	-62.17	-13	49.17
1395.80	65.41	278	1.5	H	-42.8	1.60	7.90	-36.50	-13	23.50
1395.80	66.91	115	2.0	V	-41.5	1.60	7.90	-35.20	-13	22.20
2093.70	69.35	24	2.0	H	-31.8	1.30	9.70	-23.40	-13	10.40
2093.70	76.02	344	1.9	V	-25.9	1.30	9.70	-17.50	-13	4.50
2791.60	53.23	61	1.6	H	-50.7	1.80	10.50	-42.00	-13	29.00
2791.60	57.84	35	2.2	V	-45.8	1.80	10.50	-37.10	-13	24.10

**Note:**

Absolute Level = Substituted Level - Cable loss + Antenna Gain

Margin = Limit- Absolute Level

dBd is for the ERP, dBi is for EIRP.

**FCC § 22.917 (a);§ 24.238 (a); §27.53; §90.543 - BAND EDGES**

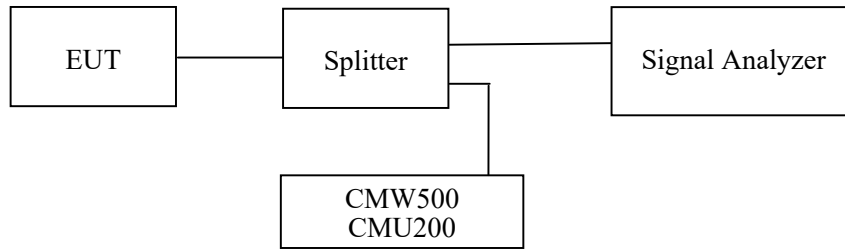
**Applicable Standard**

FCC § 2.1053, §22.917(a) and § 24.238(a), § 27.53 and §90.543

**Test Procedure**

The RF output of the transmitter was connected to the input of the spectrum analyzer through sufficient attenuation.

The center of the spectrum analyzer was set to block edge frequency



**Test Data**

**Environmental Conditions**

<b>Temperature:</b>	24 °C
<b>Relative Humidity:</b>	52 %
<b>ATM Pressure:</b>	101.0 kPa

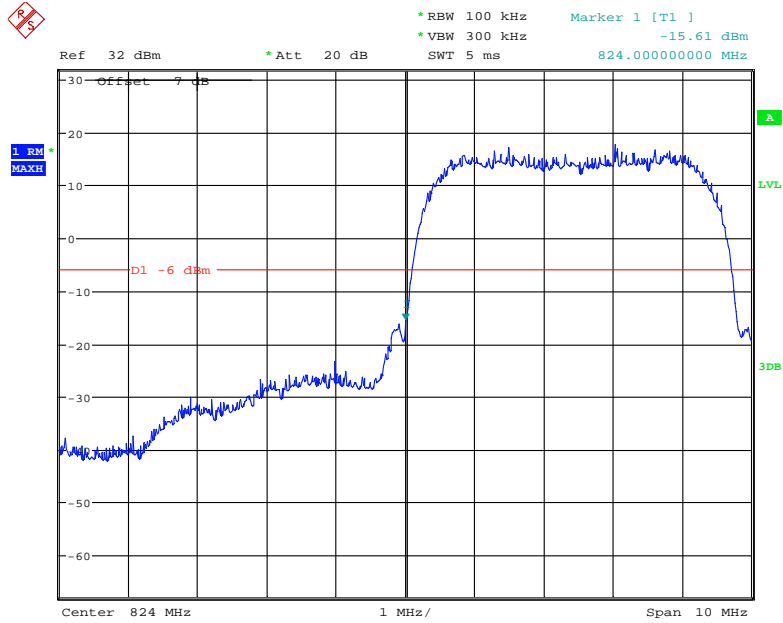
*The testing was performed by Coco Liu from 2020-10-11 to 2021-02-04.*

*EUT operation mode: Transmitting (Worst case)*

**Test Result: Pass**

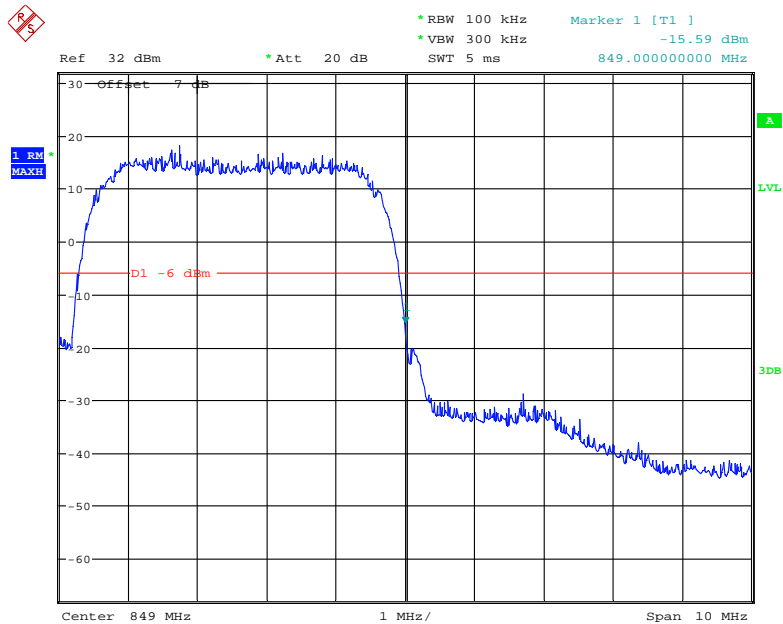
*Please refer to the following plots.*

### Cellular Band, Left Band Edge for WCDMA (BPSK) Mode



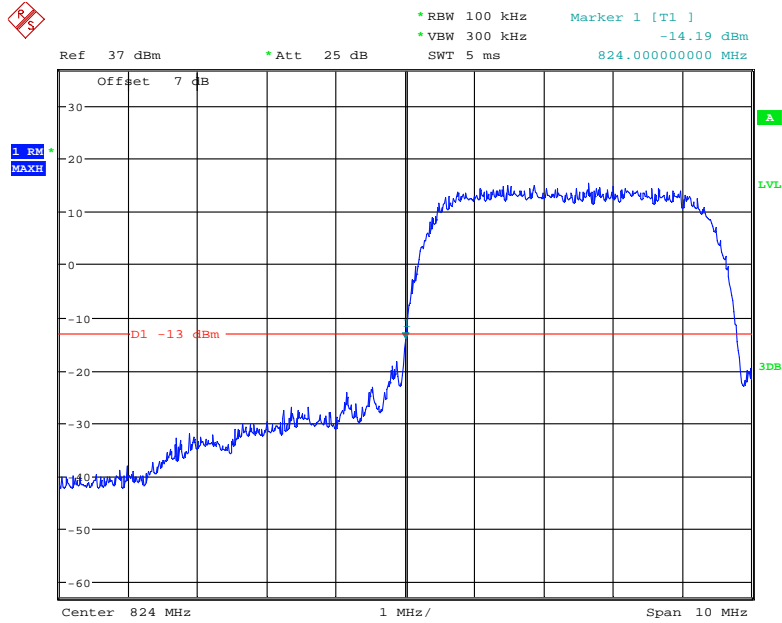
Date: 3.FEB.2021 19:27:28

### Cellular Band, Right Band Edge for WCDMA (BPSK) Mode



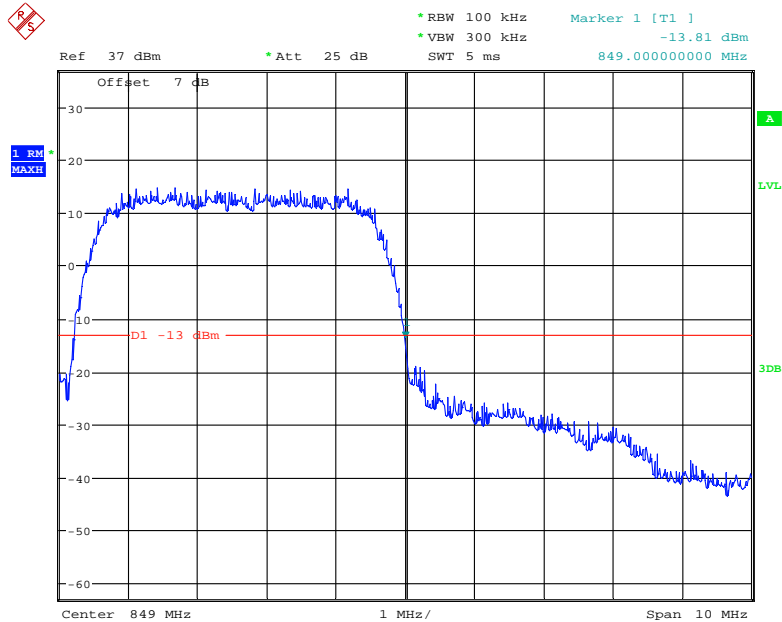
Date: 3.FEB.2021 19:26:17

**Cellular Band, Left Band Edge for HSDPA (16QAM) Mode**



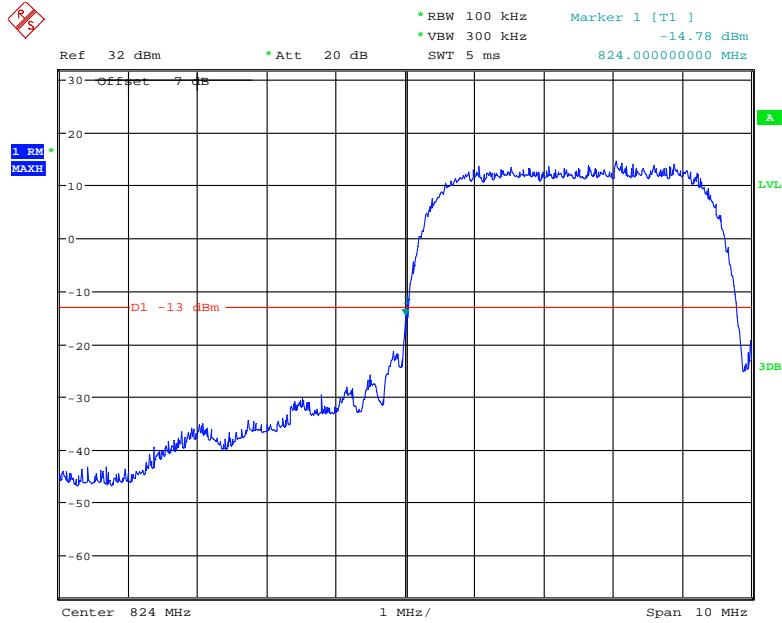
Date: 14.OCT.2020 16:30:20

**Cellular Band, Right Band Edge for HSDPA (16QAM) Mode**



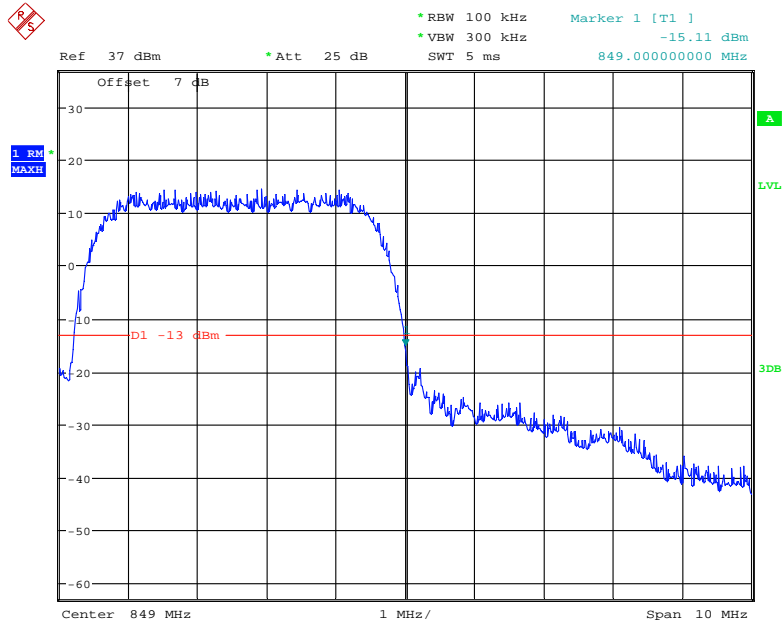
Date: 14.OCT.2020 16:37:53

### Cellular Band, Left Band Edge for HSUPA (BPSK) Mode



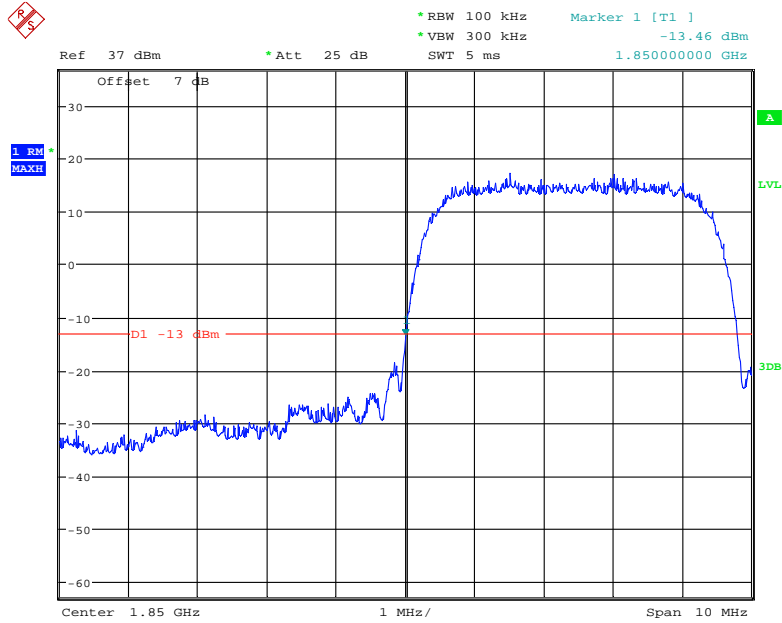
Date: 4.FEB.2021 09:19:55

### Cellular Band, Right Band Edge for HSUPA (BPSK) Mode



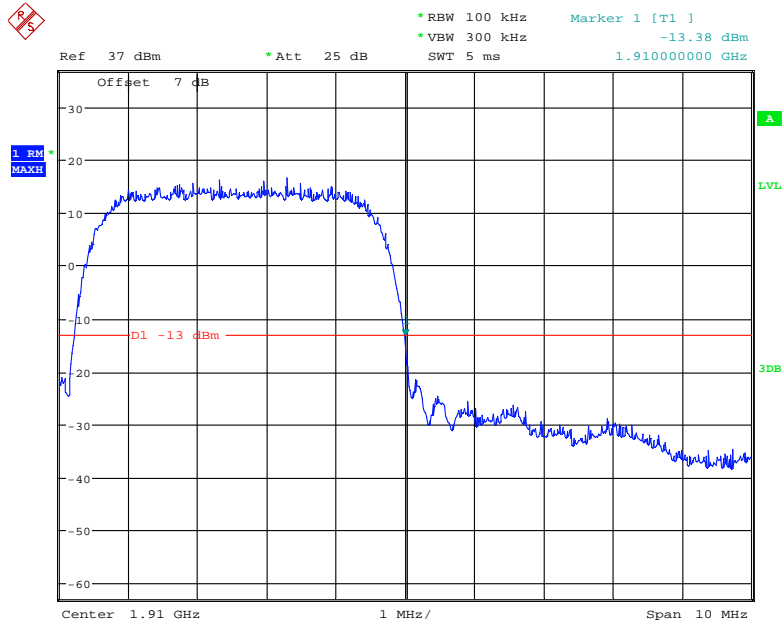
Date: 14.OCT.2020 16:36:07

PCS Band, Left Band Edge for WCDMA (BPSK) Mode



Date: 14.OCT.2020 16:09:11

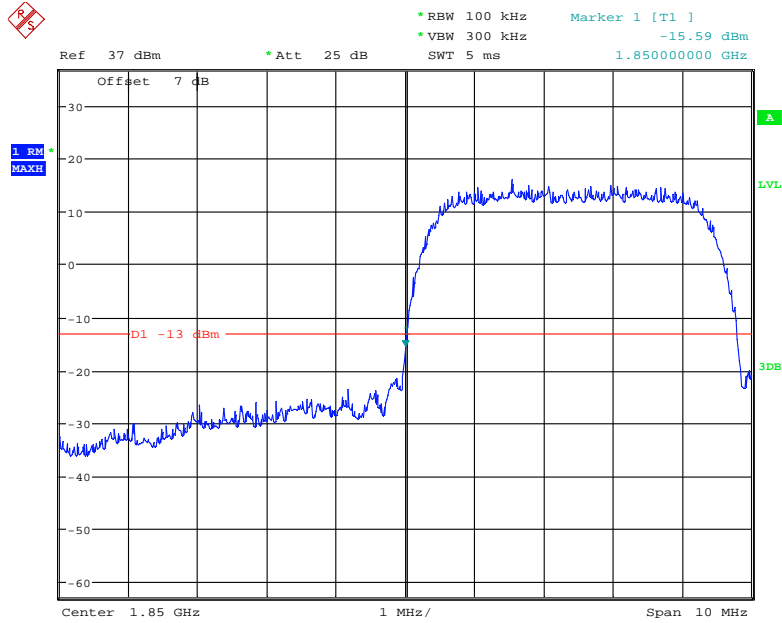
PCS Band, Right Band Edge for WCDMA (BPSK) Mode



Date: 14.OCT.2020 16:15:55

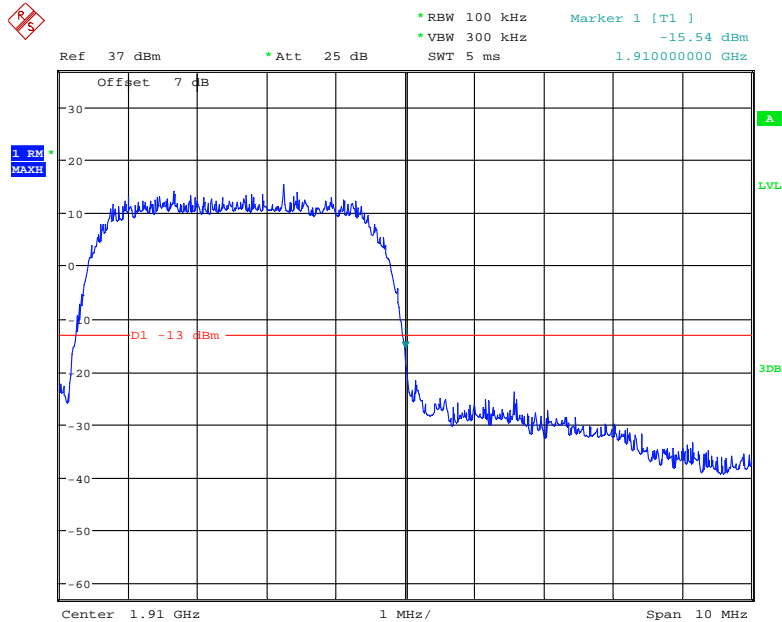


### PCS Band, Left Band Edge for HSDPA (16QAM) Mode



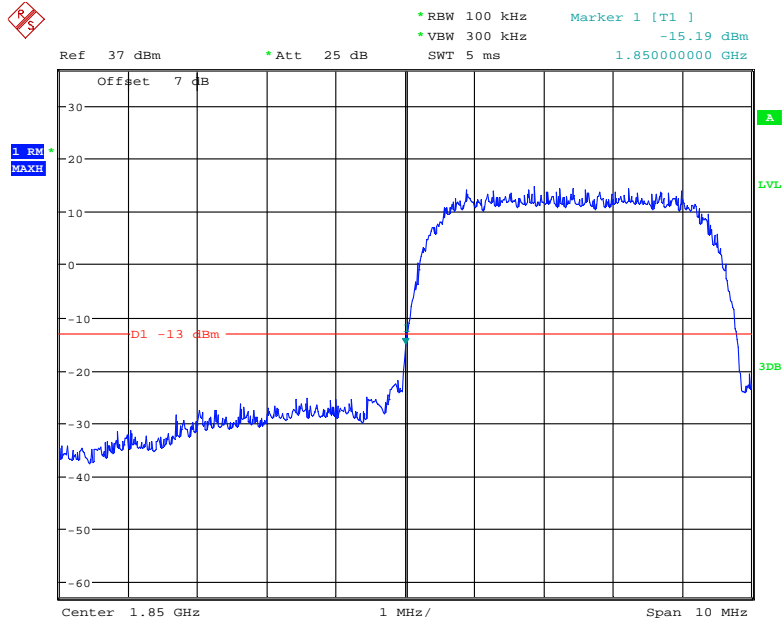
Date: 14.OCT.2020 16:10:18

### PCS Band, Right Band Edge for HSDPA (16QAM) Mode



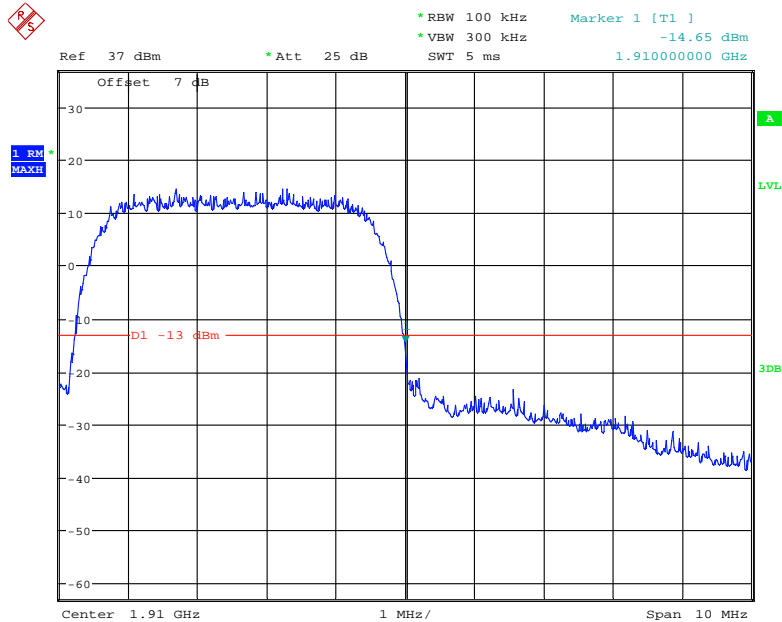
Date: 14.OCT.2020 16:13:54

### PCS Band, Left Band Edge for HSUPA (BPSK) Mode



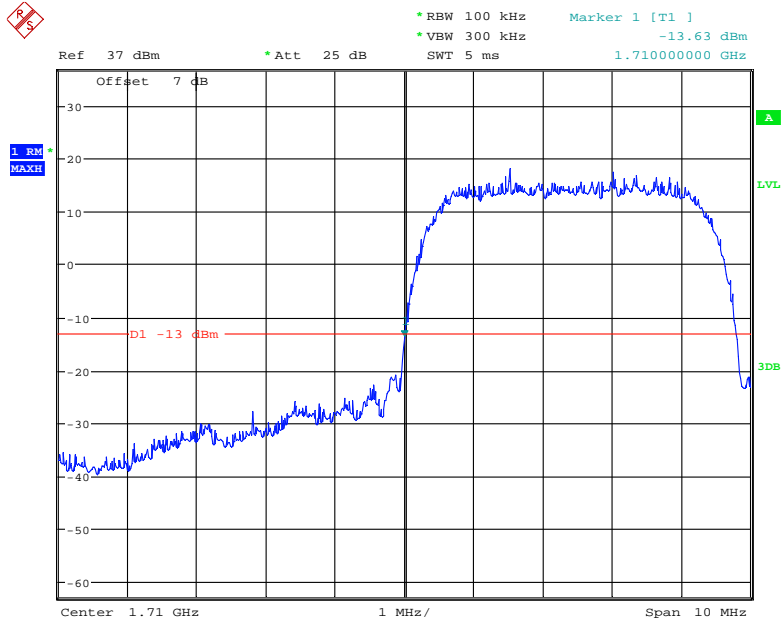
Date: 14.OCT.2020 16:11:39

### PCS Band, Right Band Edge for HSUPA (BPSK) Mode



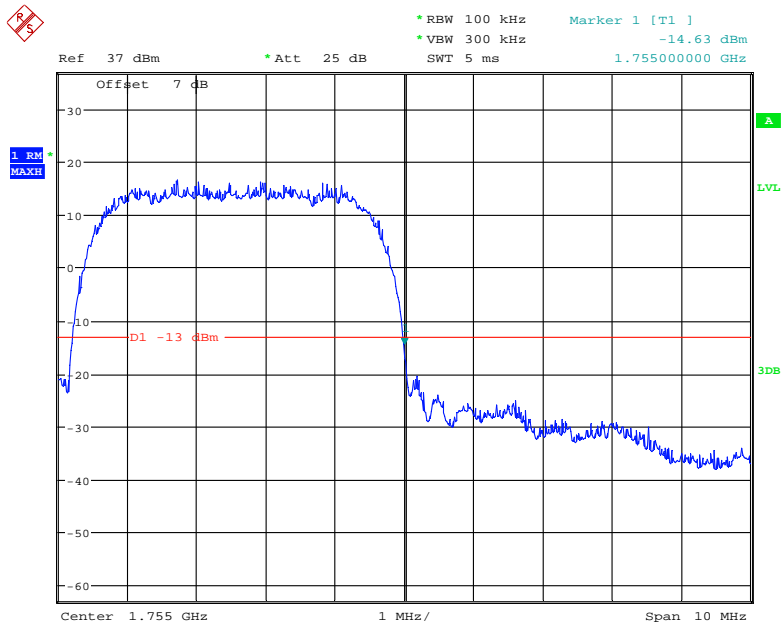
Date: 14.OCT.2020 16:13:06

### AWS Band, Left Band Edge for WCDMA (BPSK) Mode



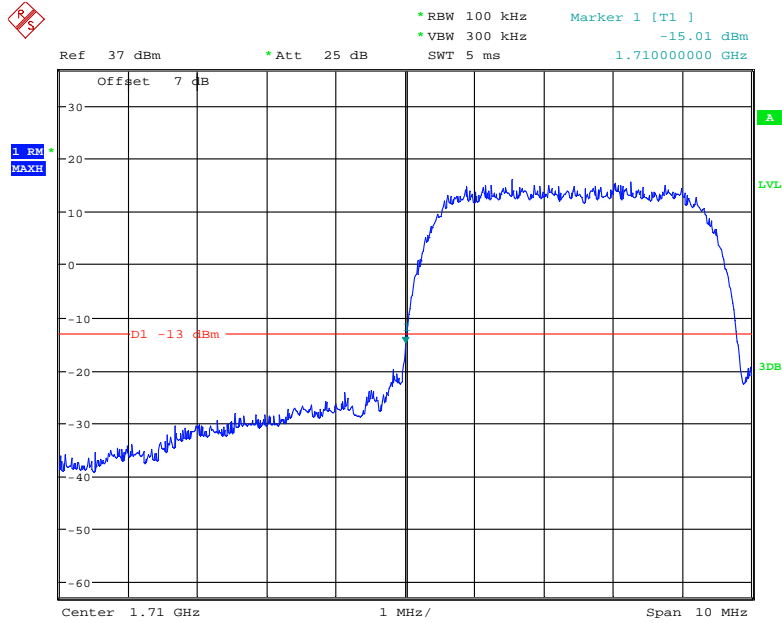
Date: 14.OCT.2020 16:18:02

### AWS Band, Right Band Edge for WCDMA (BPSK) Mode



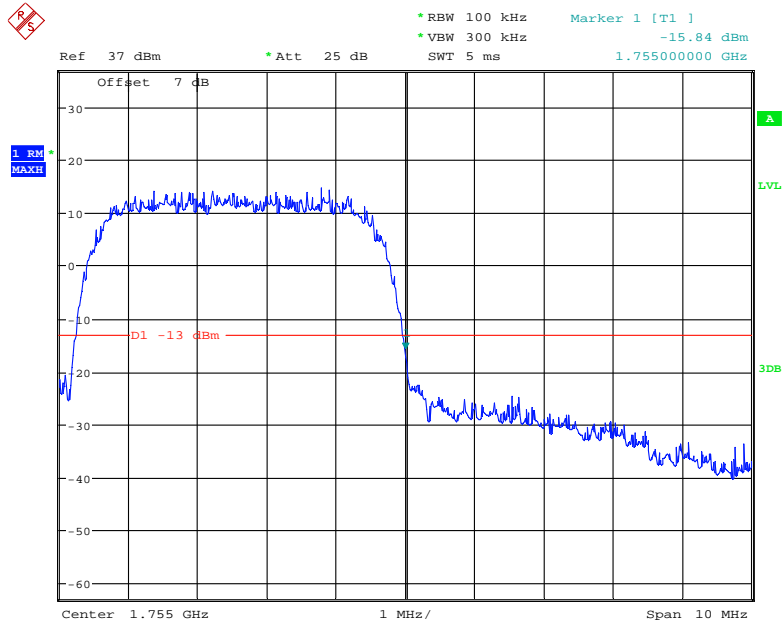
Date: 14.OCT.2020 16:24:48

### AWS Band, Left Band Edge for HSDPA (16QAM) Mode



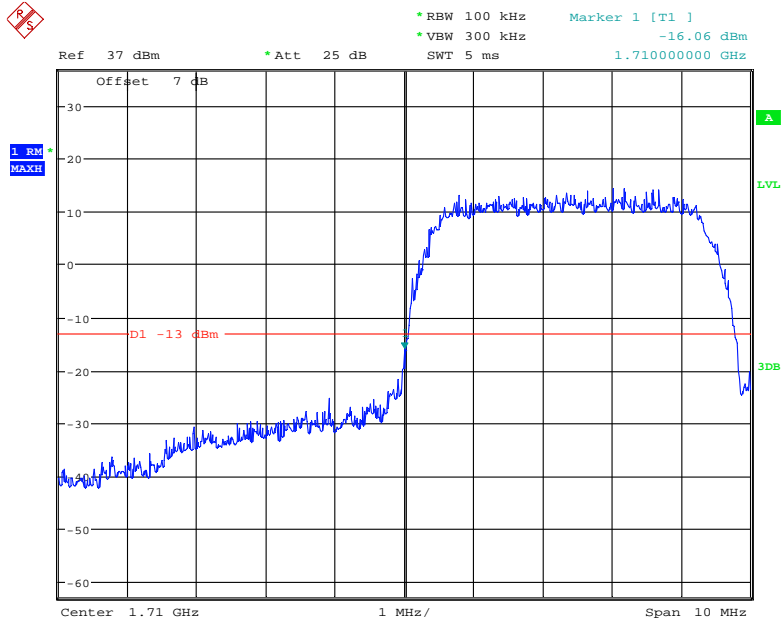
Date: 14.OCT.2020 16:20:42

### AWS Band, Right Band Edge for HSDPA (16QAM) Mode



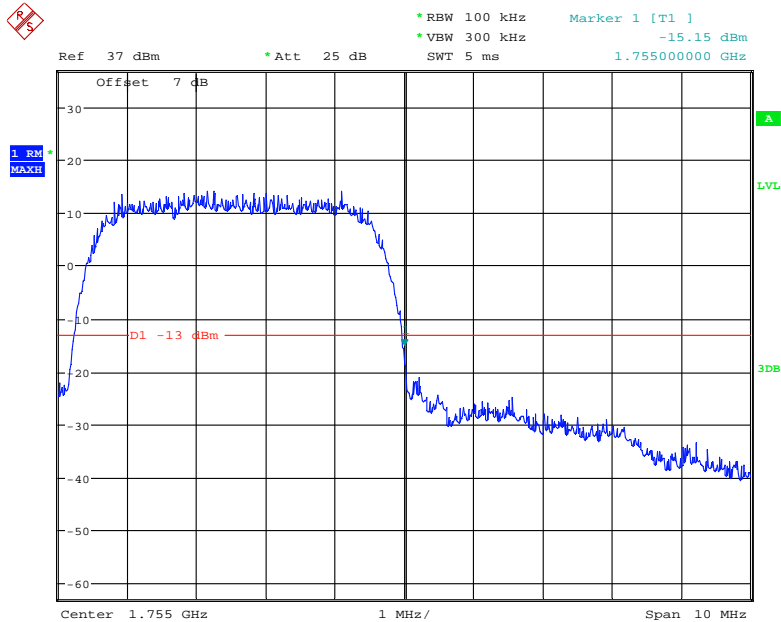
Date: 14.OCT.2020 16:27:31

### AWS Band, Left Band Edge for HSUPA (BPSK) Mode



Date: 14.OCT.2020 16:21:42

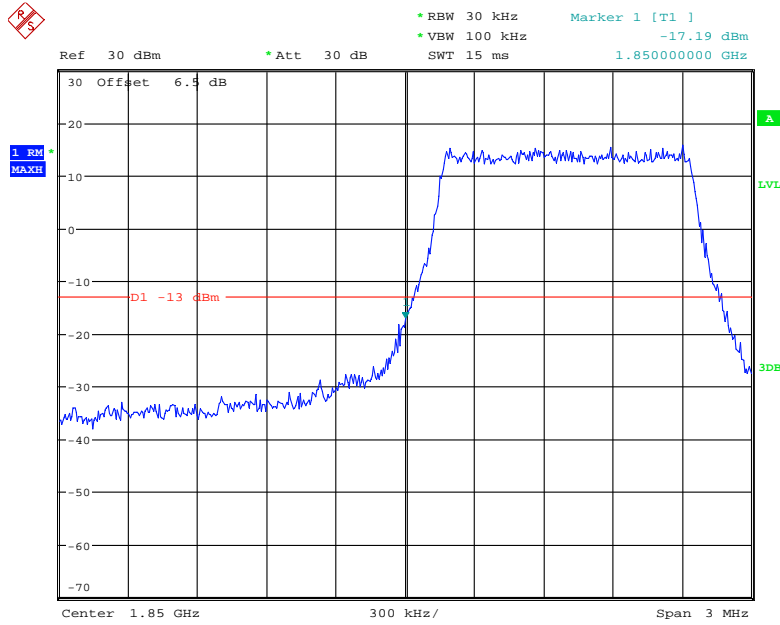
### AWS Band, Right Band Edge for HSUPA (BPSK) Mode



Date: 14.OCT.2020 16:26:52

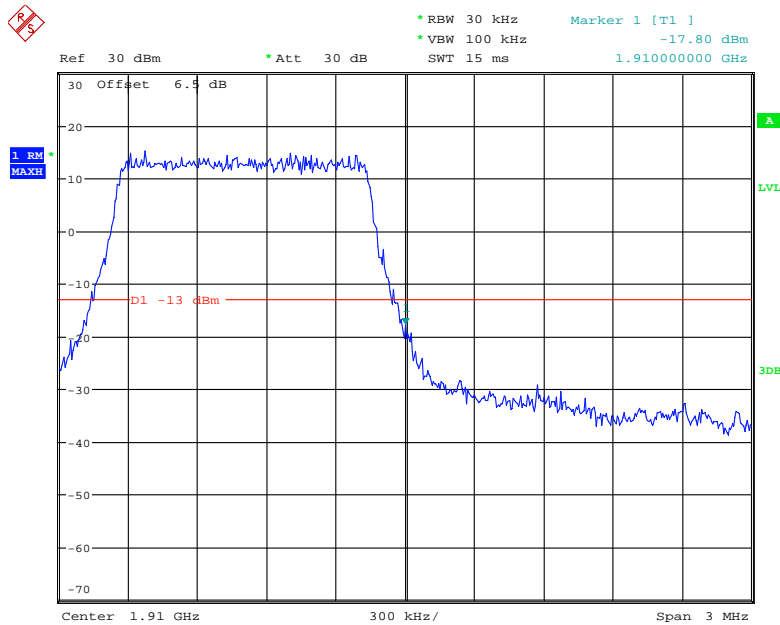
LTE Band 2:

QPSK (1.4 MHz, FULL RB) - Left Band Edge



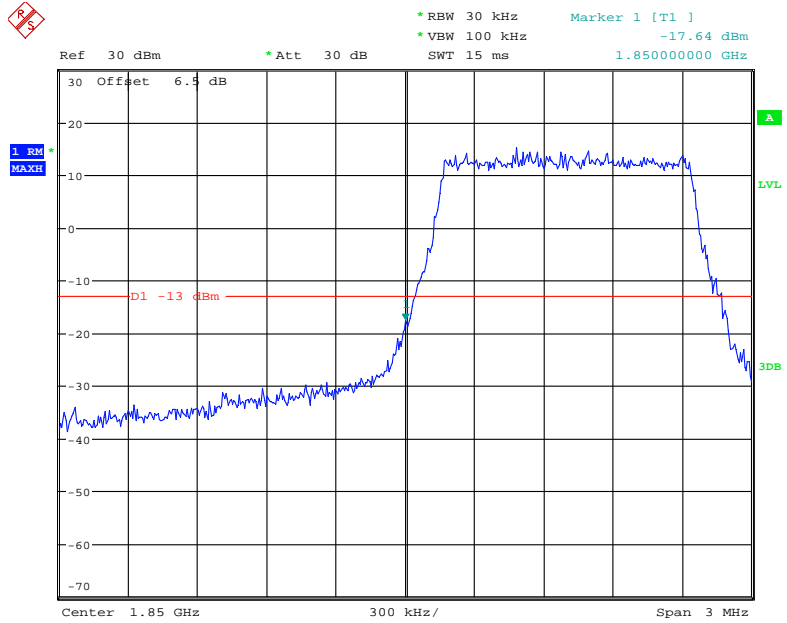
Date: 11.OCT.2020 13:12:42

QPSK (1.4 MHz, FULL RB) - Right Band Edge



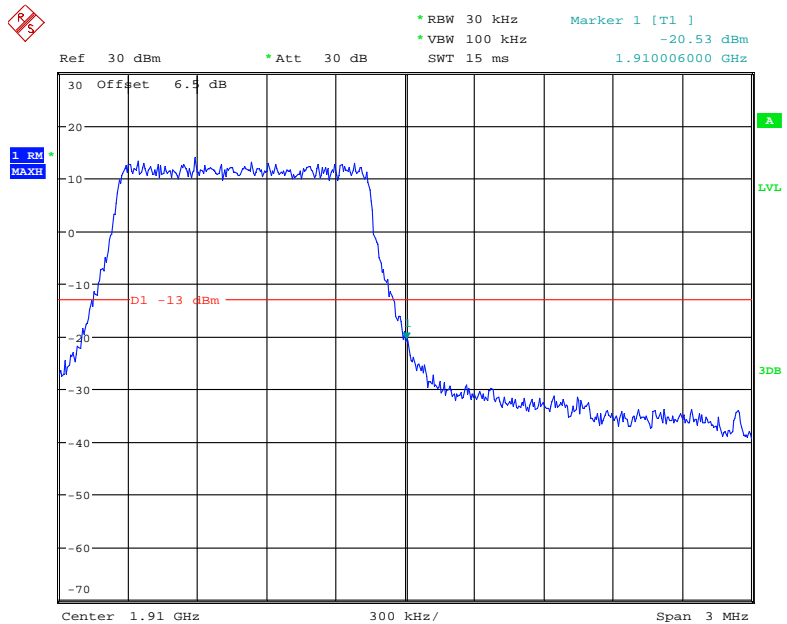
Date: 11.OCT.2020 13:13:20

### 16-QAM (1.4 MHz, FULL RB) - Left Band Edge



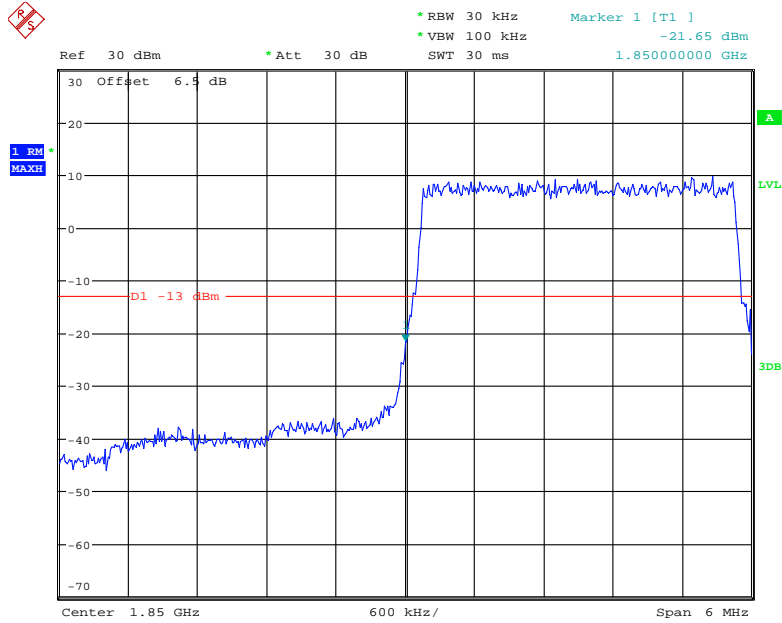
Date: 11.OCT.2020 13:13:00

### 16-QAM (1.4 MHz, FULL RB) - Right Band Edge



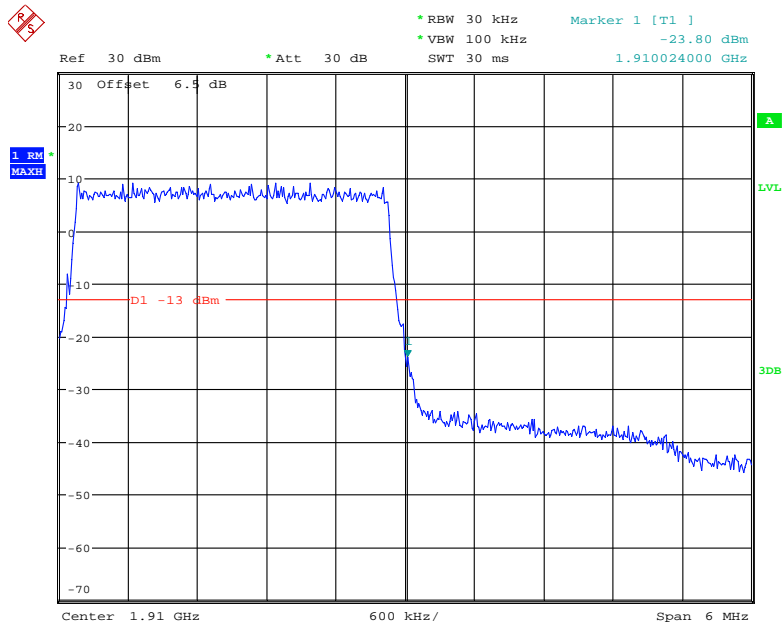
Date: 11.OCT.2020 13:13:39

### QPSK (3.0 MHz, FULL RB) - Left Band Edge



Date: 11.OCT.2020 13:14:16

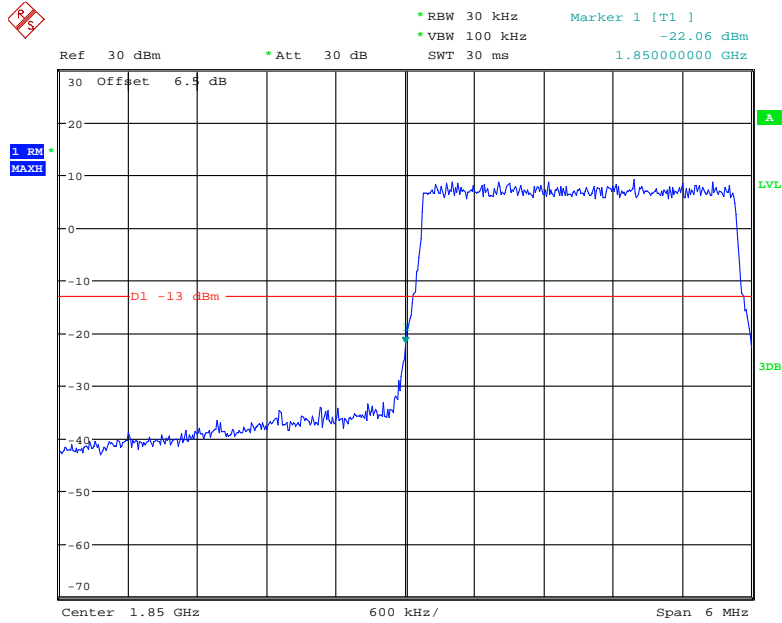
### QPSK (3.0 MHz, FULL RB) - Right Band Edge



Date: 11.OCT.2020 13:15:01

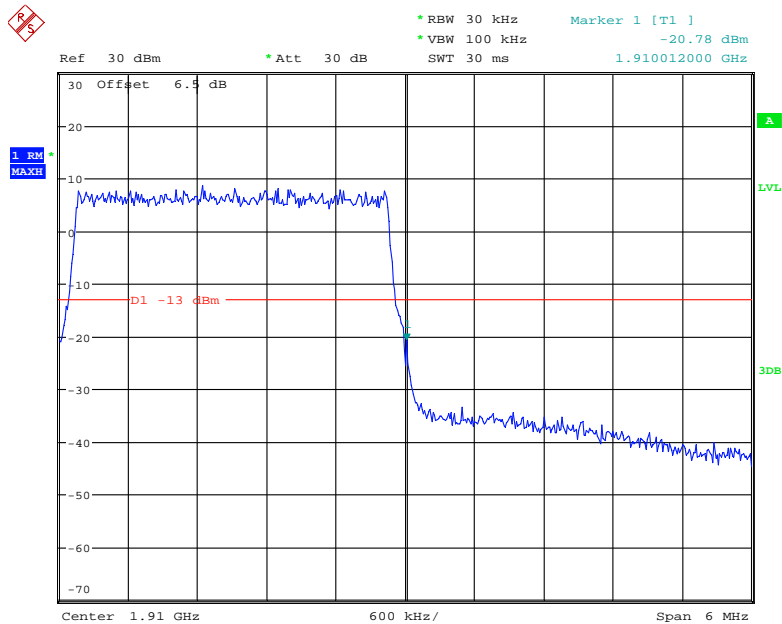


### 16-QAM (3.0 MHz, FULL RB) - Left Band Edge



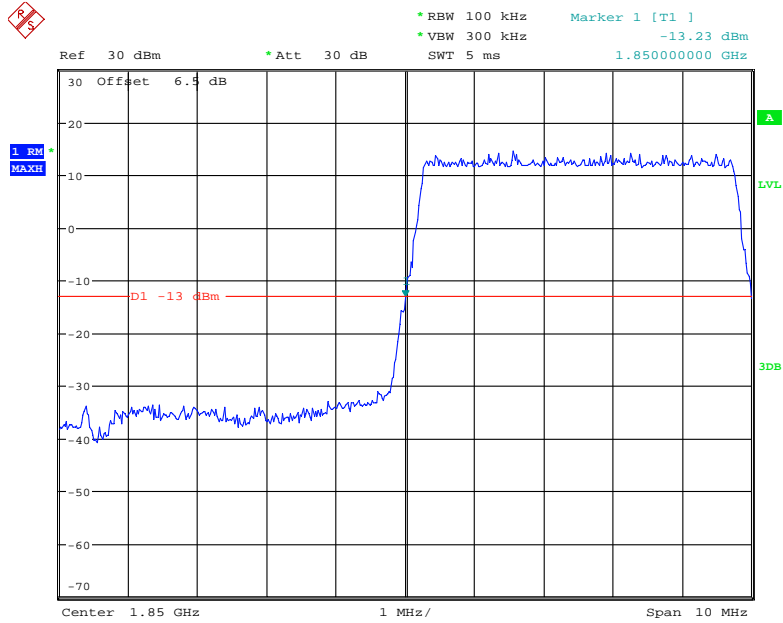
Date: 11.OCT.2020 13:14:44

### 16-QAM (3.0 MHz, FULL RB) - Right Band Edge



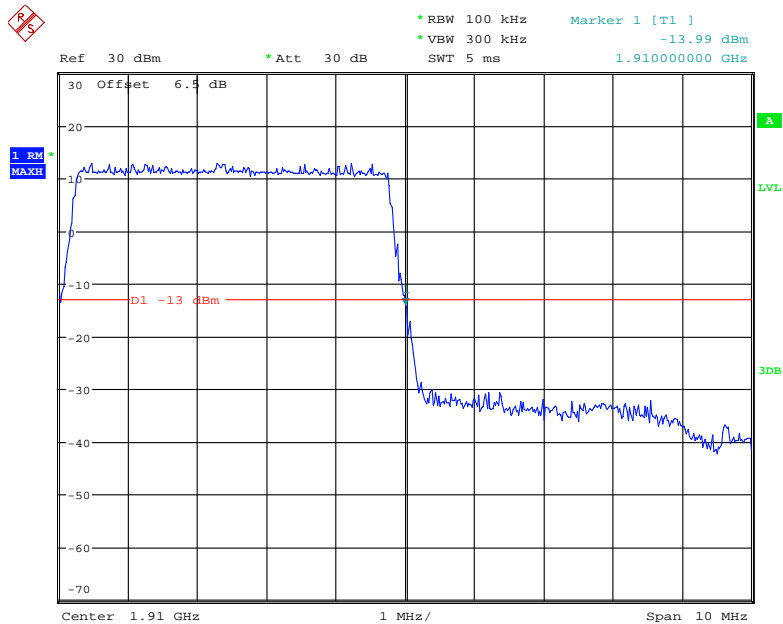
Date: 11.OCT.2020 13:15:16

### QPSK (5.0 MHz, FULL RB) - Left Band Edge



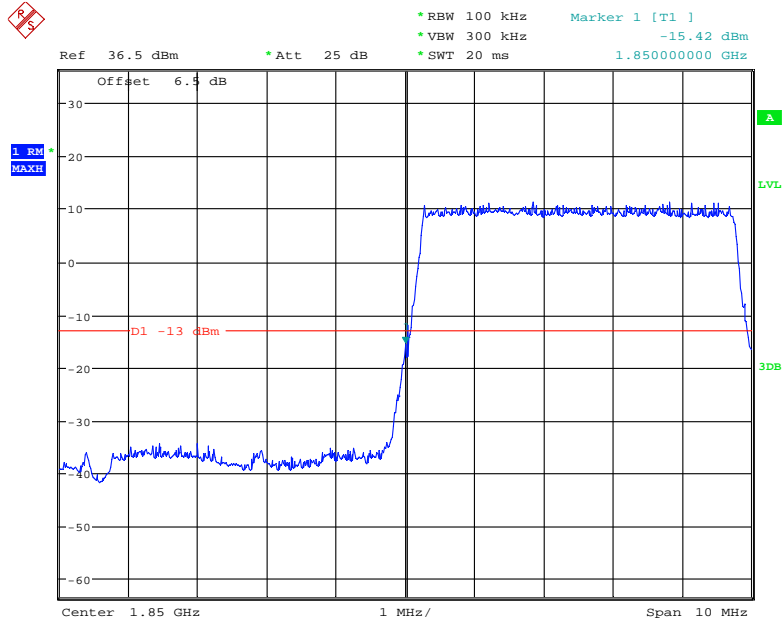
Date: 11.OCT.2020 13:15:40

### QPSK (5.0 MHz, FULL RB) - Right Band Edge



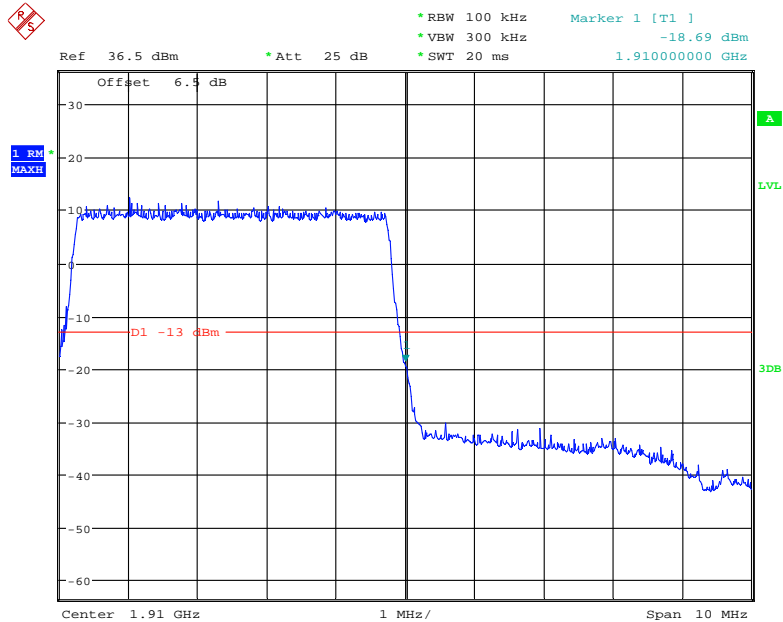
Date: 11.OCT.2020 13:16:22

### 16-QAM (5.0 MHz, FULL RB) - Left Band Edge



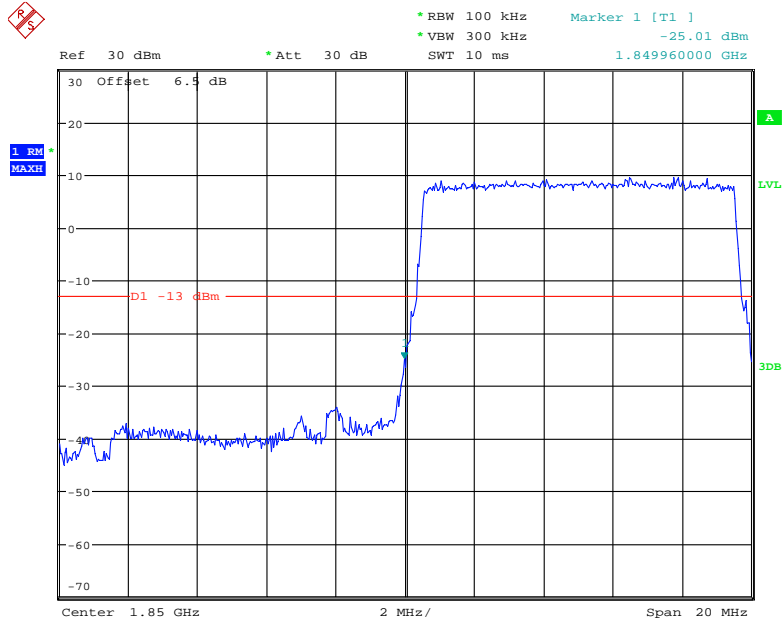
Date: 26.JAN.2021 10:23:38

### 16-QAM (5.0 MHz, FULL RB) - Right Band Edge



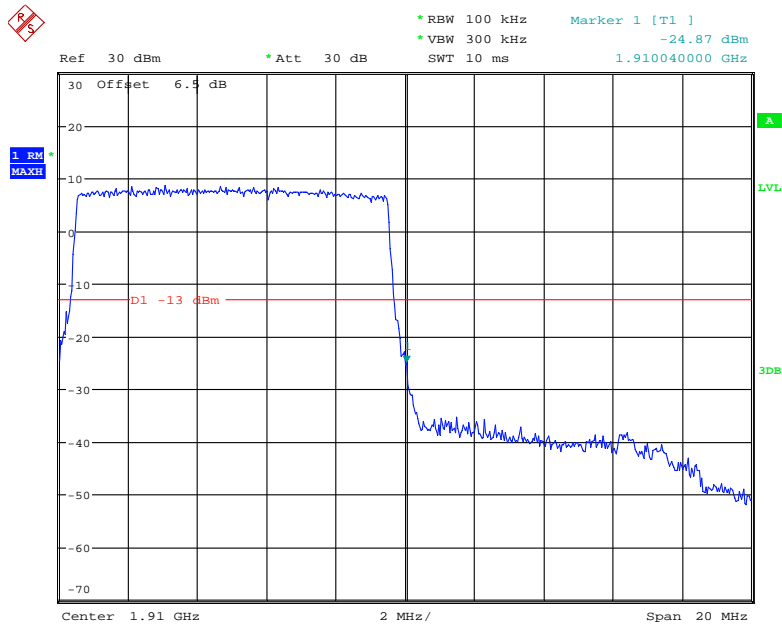
Date: 26.JAN.2021 10:24:27

### QPSK (10.0 MHz, FULL RB) - Left Band Edge



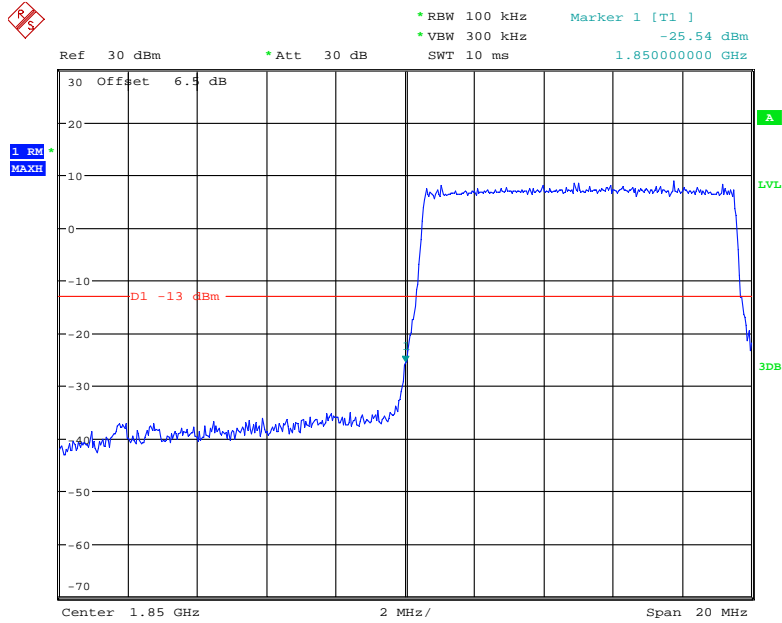
Date: 11.OCT.2020 13:17:14

### QPSK (10.0 MHz, FULL RB) - Right Band Edge



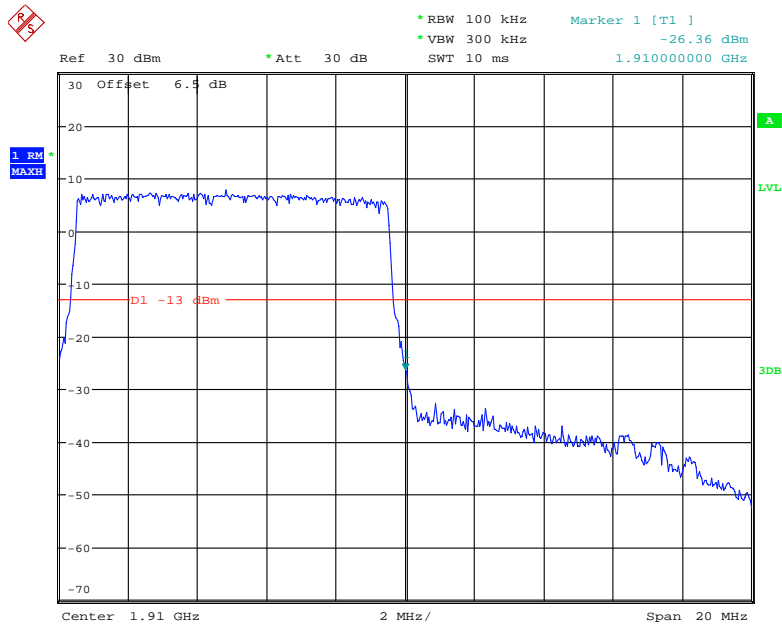
Date: 11.OCT.2020 13:17:51

### 16-QAM (10.0 MHz, FULL RB) - Left Band Edge



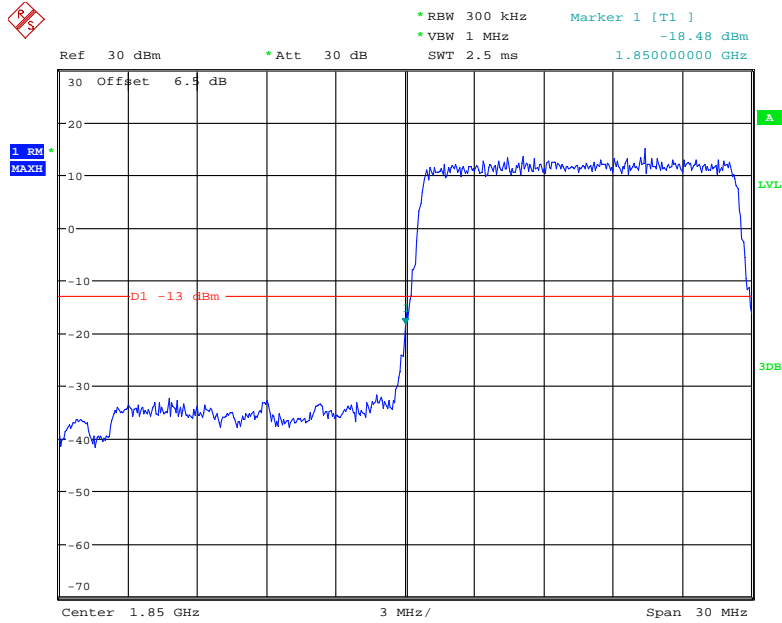
Date: 11.OCT.2020 13:17:34

### 16-QAM (10.0 MHz, FULL RB) - Right Band Edge



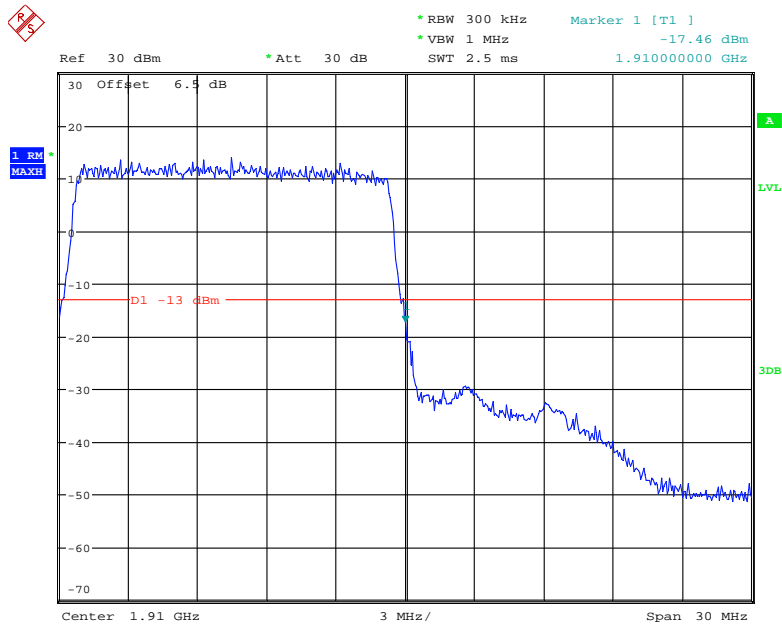
Date: 11.OCT.2020 13:18:09

### QPSK (15.0 MHz, FULL RB) - Left Band Edge



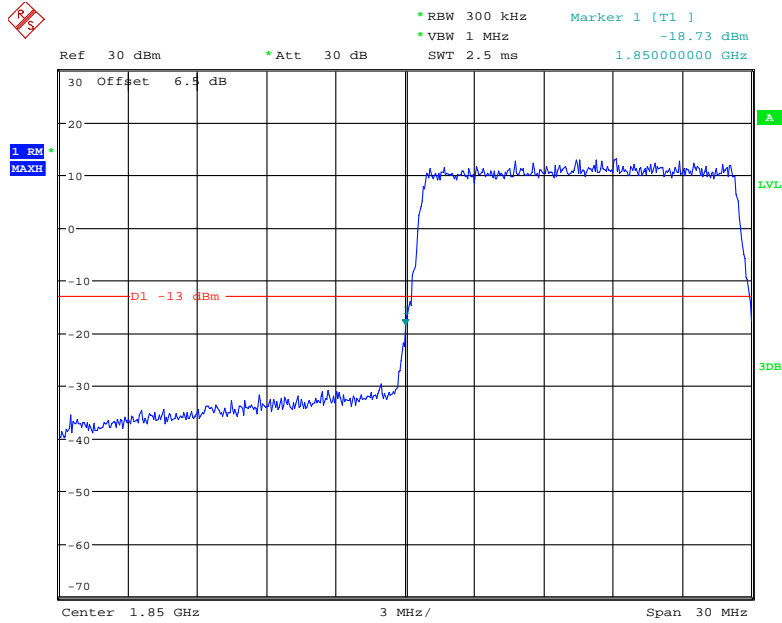
Date: 11.OCT.2020 13:18:33

### QPSK (15.0 MHz, FULL RB) - Right Band Edge



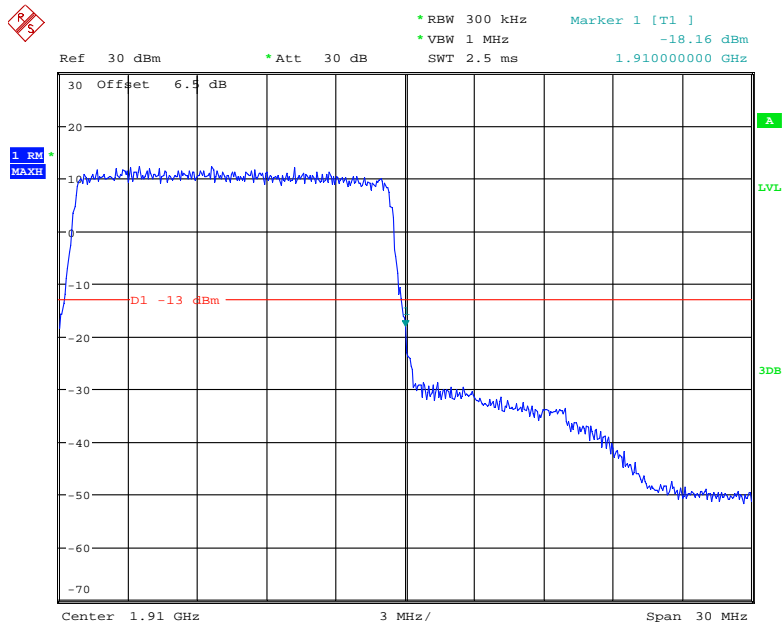
Date: 11.OCT.2020 13:19:18

### 16-QAM (15.0 MHz, FULL RB) - Left Band Edge



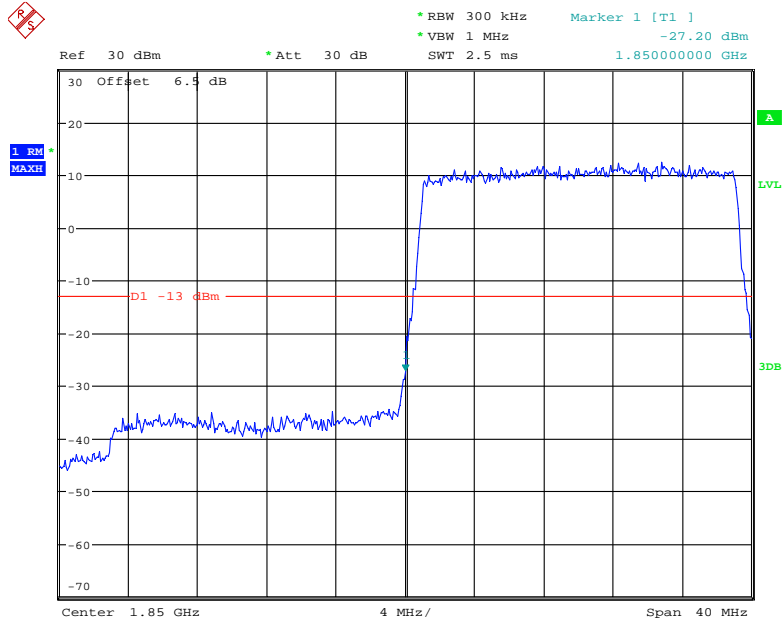
Date: 11.OCT.2020 13:18:58

### 16-QAM (15.0 MHz, FULL RB) - Right Band Edge



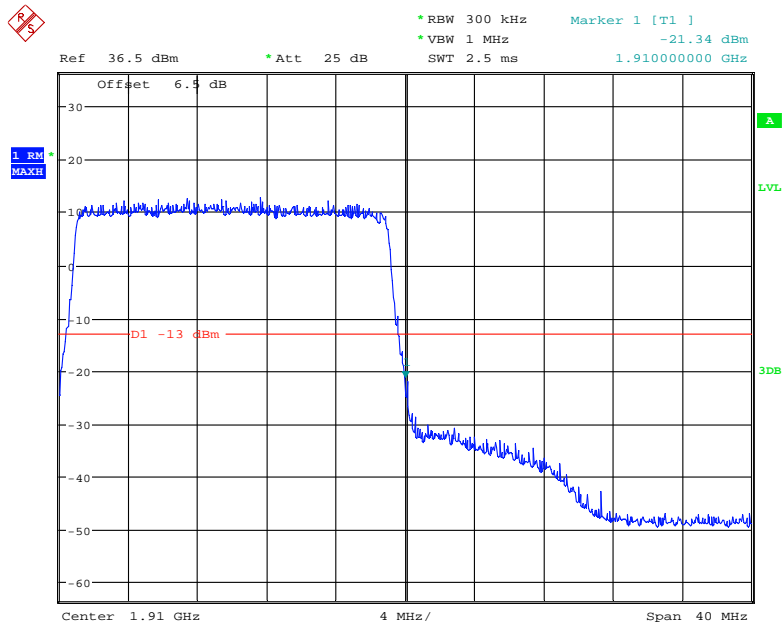
Date: 11.OCT.2020 13:19:38

### QPSK (20.0 MHz, FULL RB) - Left Band Edge



Date: 11.OCT.2020 13:20:30

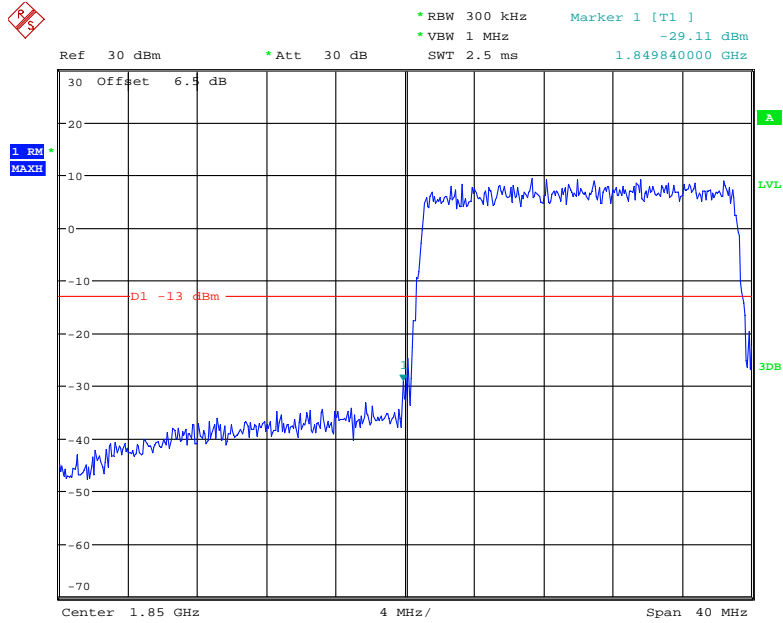
### QPSK (20.0 MHz, FULL RB) - Right Band Edge



Date: 26.JAN.2021 10:26:26

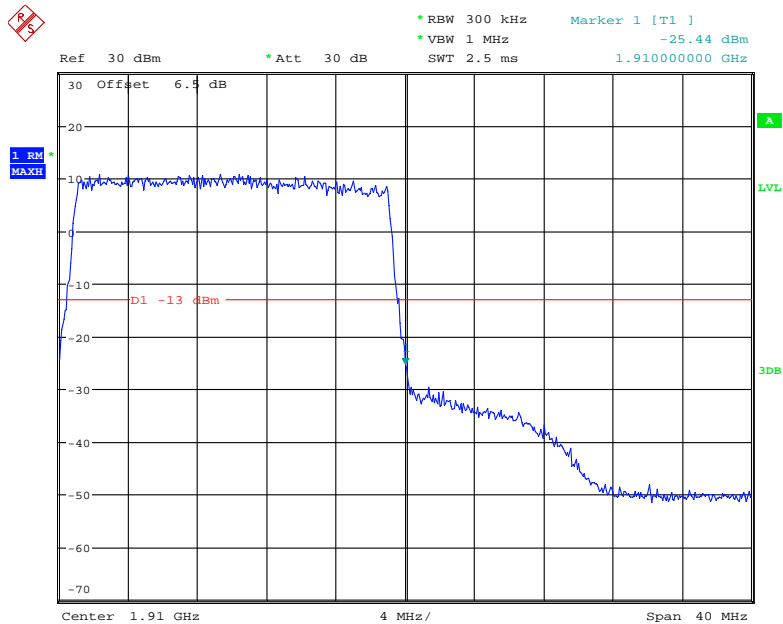


### 16-QAM (20.0 MHz, FULL RB) - Left Band Edge



Date: 11.OCT.2020 13:20:48

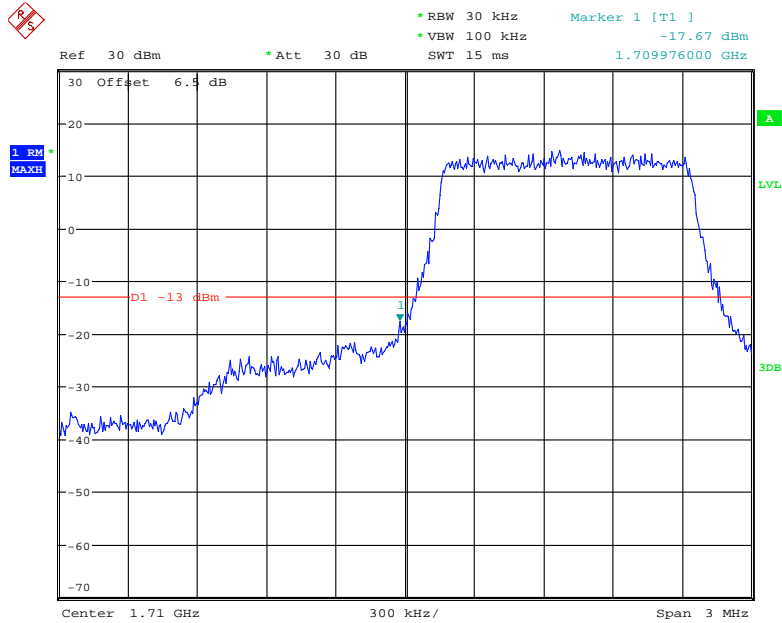
### 16-QAM (20.0 MHz, FULL RB) - Right Band Edge



Date: 11.OCT.2020 10:27:10

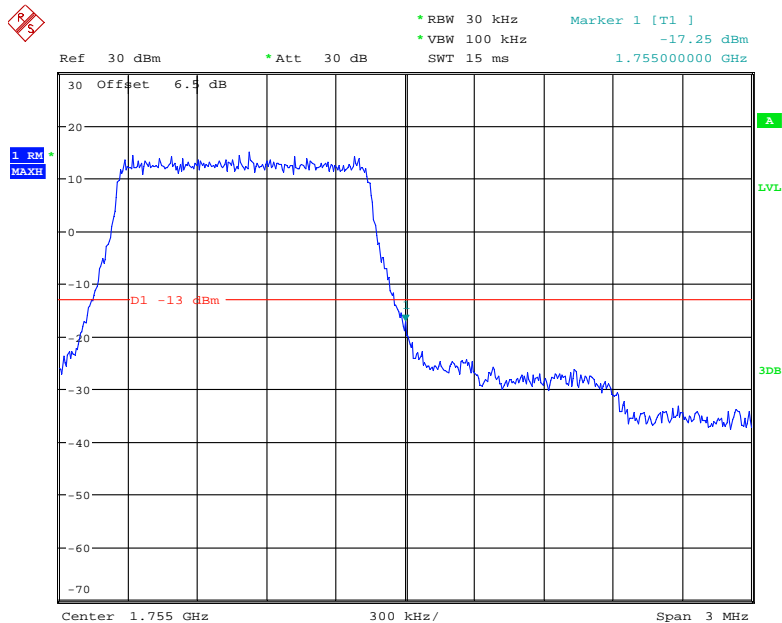
LTE Band 4:

QPSK (1.4 MHz, FULL RB) - Left Band Edge



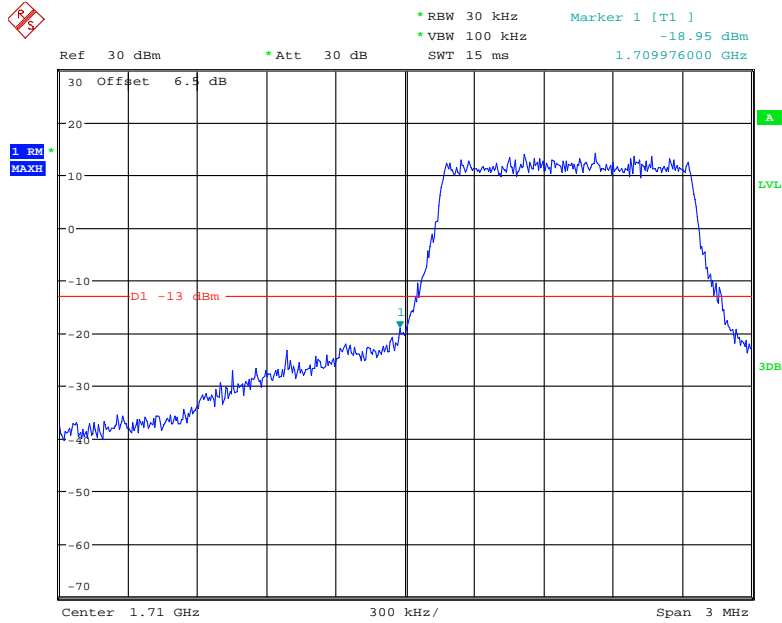
Date: 11.OCT.2020 13:28:11

QPSK (1.4 MHz, FULL RB) - Right Band Edge



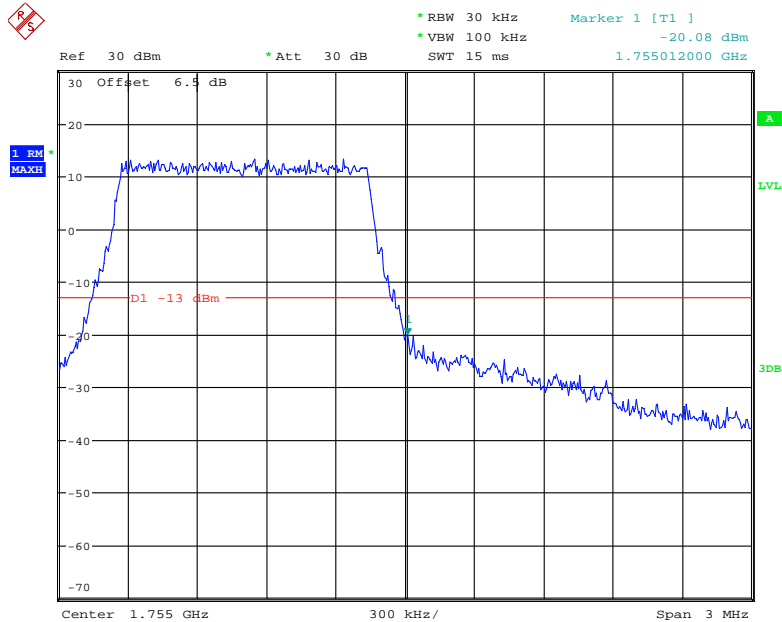
Date: 11.OCT.2020 13:29:13

### 16-QAM 1.4 MHz, FULL RB) - Left Band Edge



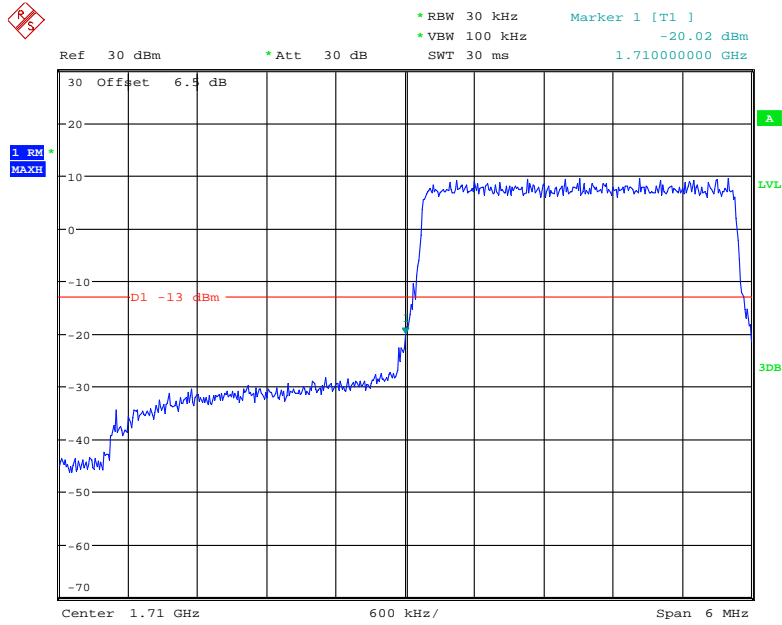
Date: 11.OCT.2020 13:28:30

### 16-QAM (1.4MHz, FULL RB) - Right Band Edge



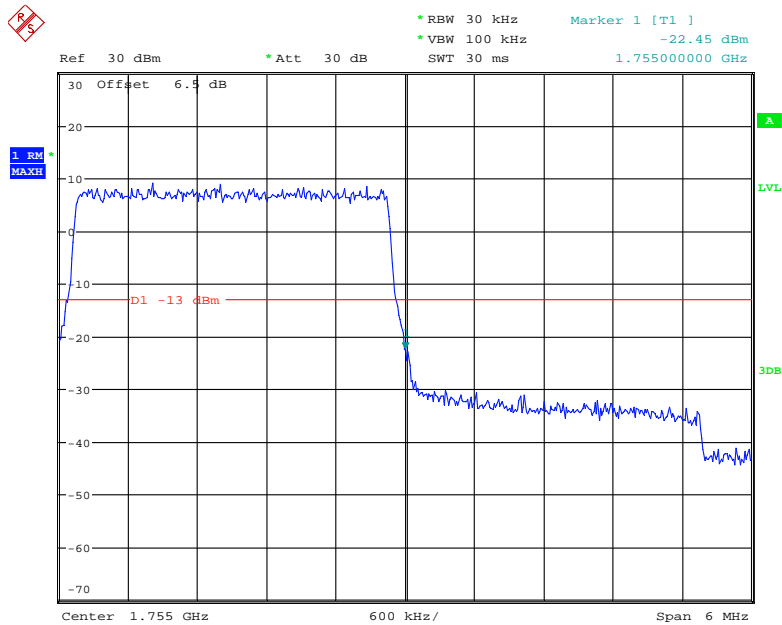
Date: 11.OCT.2020 13:29:32

### QPSK (3.0 MHz, FULL RB) - Left Band Edge



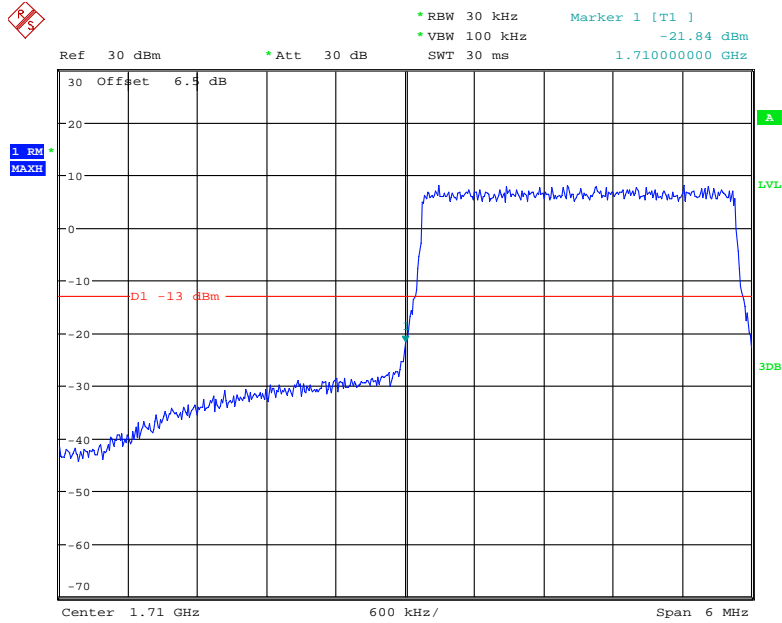
Date: 11.OCT.2020 13:29:55

### QPSK (3.0 MHz, FULL RB) - Right Band Edge



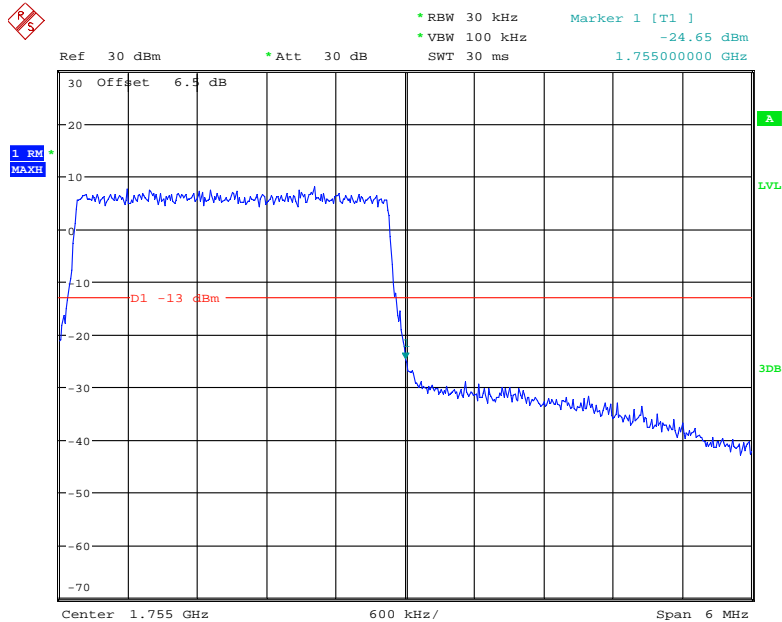
Date: 11.OCT.2020 13:30:30

### 16-QAM (3.0 MHz, FULL RB) - Left Band Edge



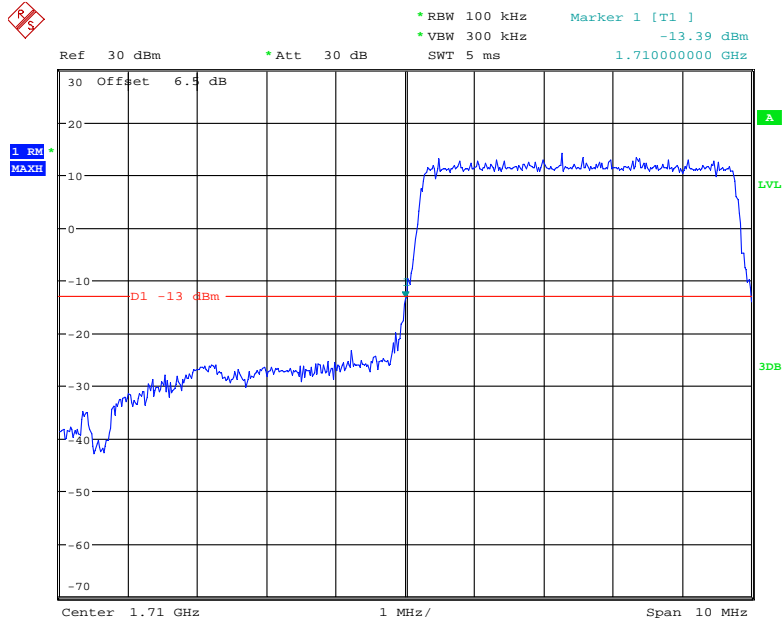
Date: 11.OCT.2020 13:30:13

### 16-QAM (3.0 MHz, FULL RB) - Right Band Edge



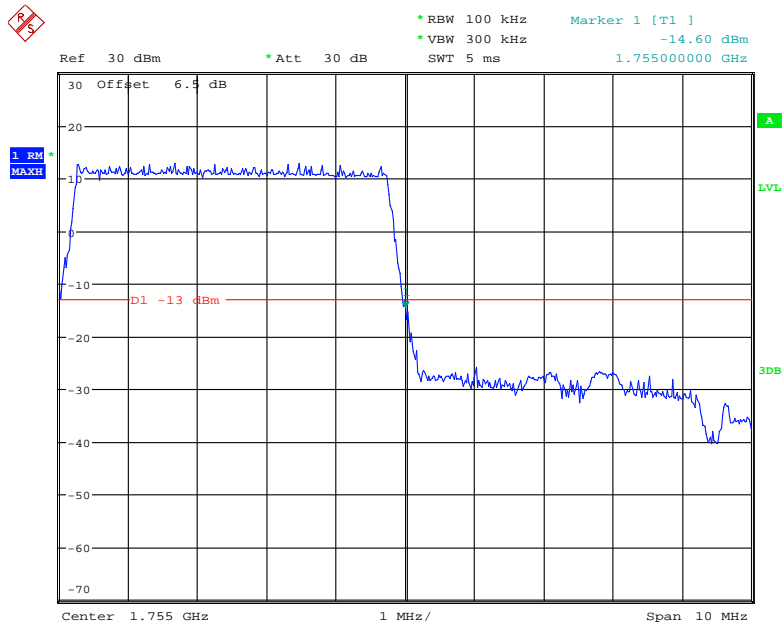
Date: 11.OCT.2020 13:30:46

### QPSK (5.0 MHz, FULL RB) - Left Band Edge



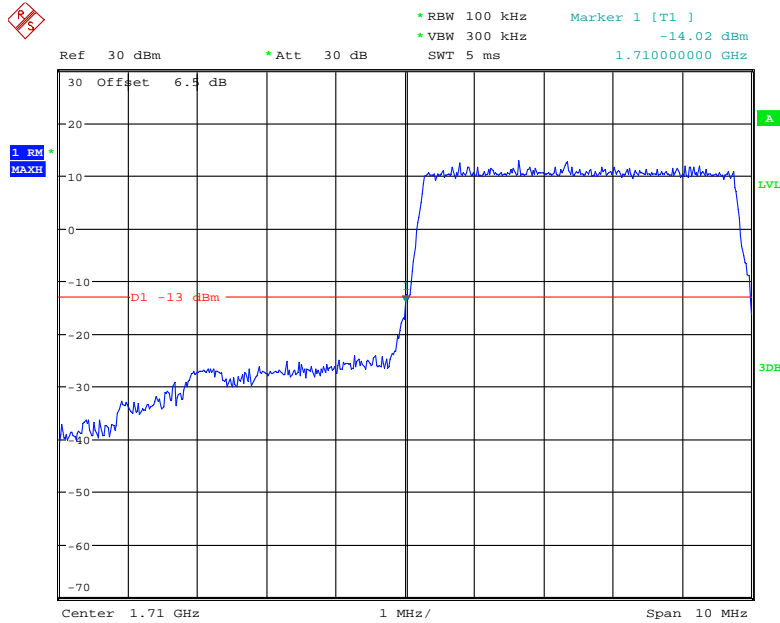
Date: 11.OCT.2020 13:31:51

### QPSK (5.0 MHz, FULL RB) - Right Band Edge



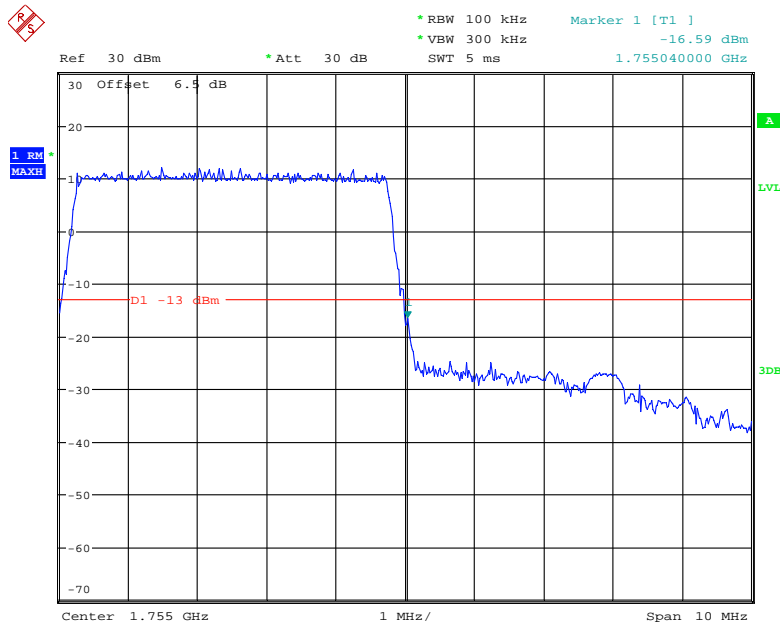
Date: 11.OCT.2020 13:32:25

### 16-QAM (5.0 MHz, FULL RB) - Left Band Edge



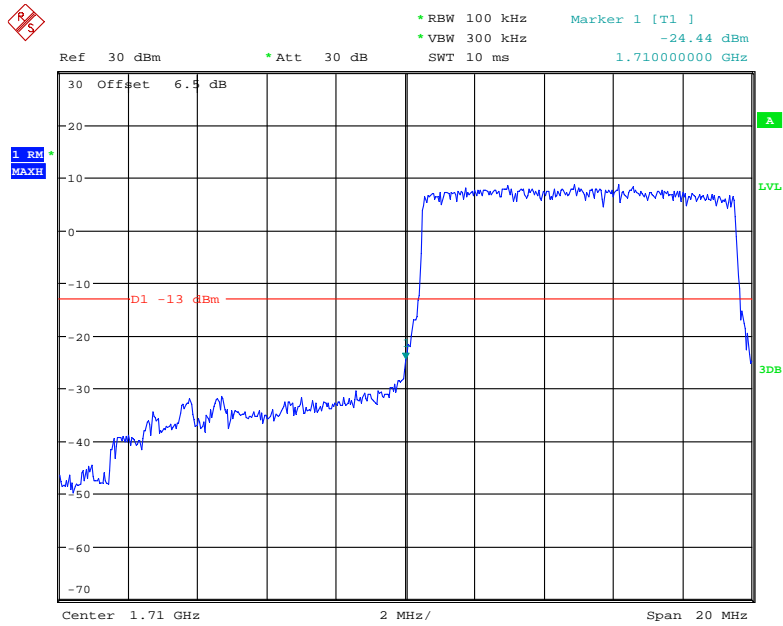
Date: 11.OCT.2020 13:32:07

### 16-QAM (5.0 MHz, FULL RB) - Right Band Edge



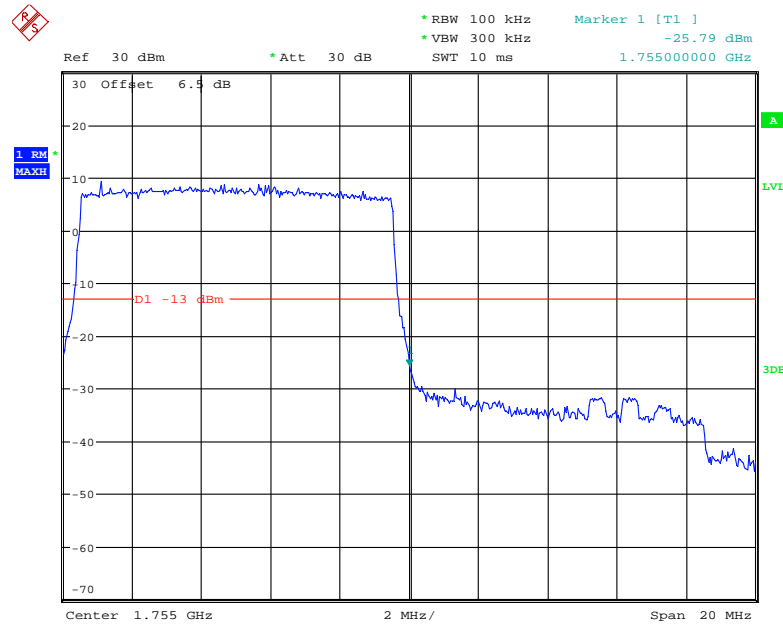
Date: 11.OCT.2020 13:32:41

### QPSK (10.0 MHz, FULL RB) - Left Band Edge



Date: 11.OCT.2020 13:33:00

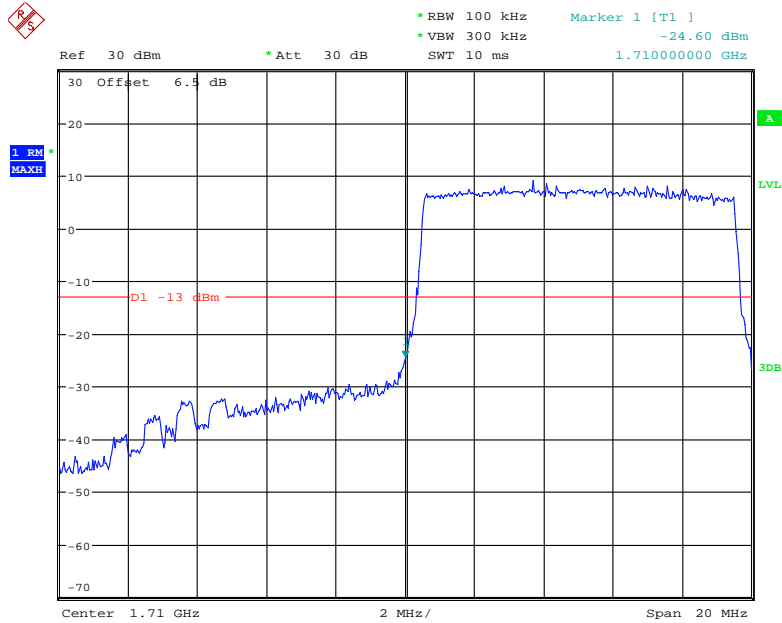
### QPSK (10.0 MHz, FULL RB) - Right Band Edge



Date: 11.OCT.2020 13:33:41

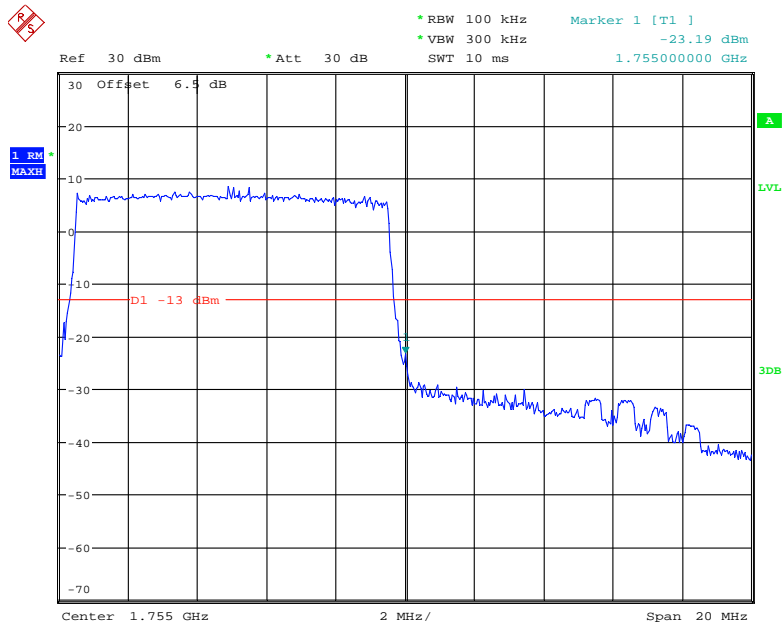


### 16-QAM (10.0 MHz, FULL RB) - Left Band Edge



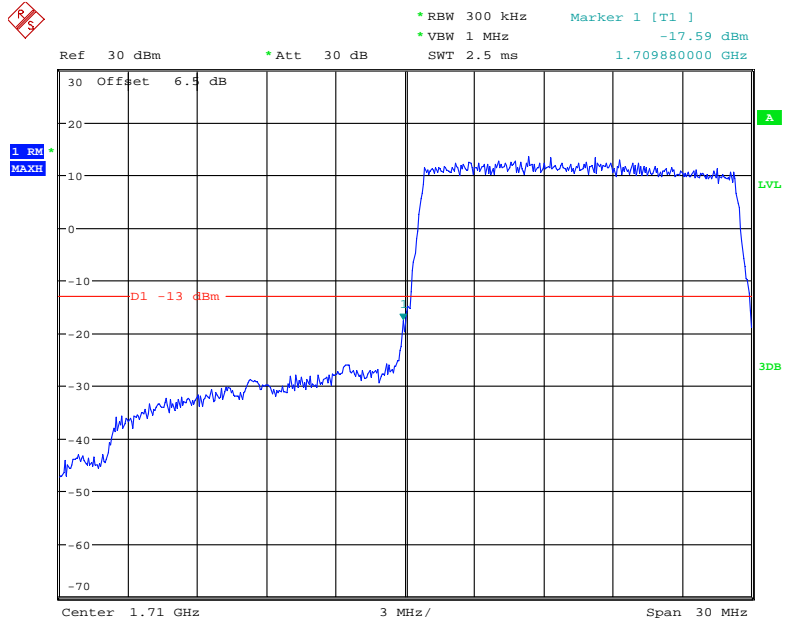
Date: 11.OCT.2020 13:33:24

### 16-QAM (10.0 MHz, FULL RB) - Right Band Edge



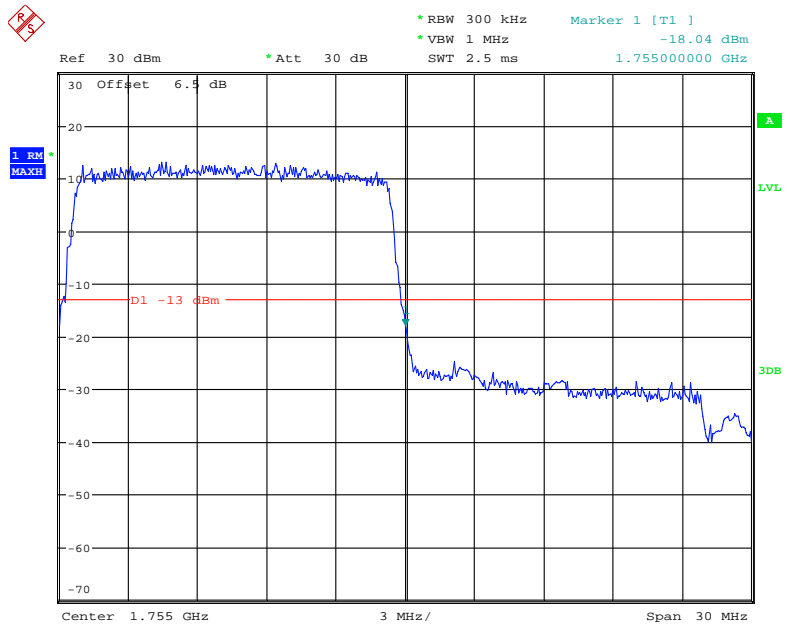
Date: 11.OCT.2020 13:33:58

### QPSK (15.0 MHz, FULL RB) - Left Band Edge



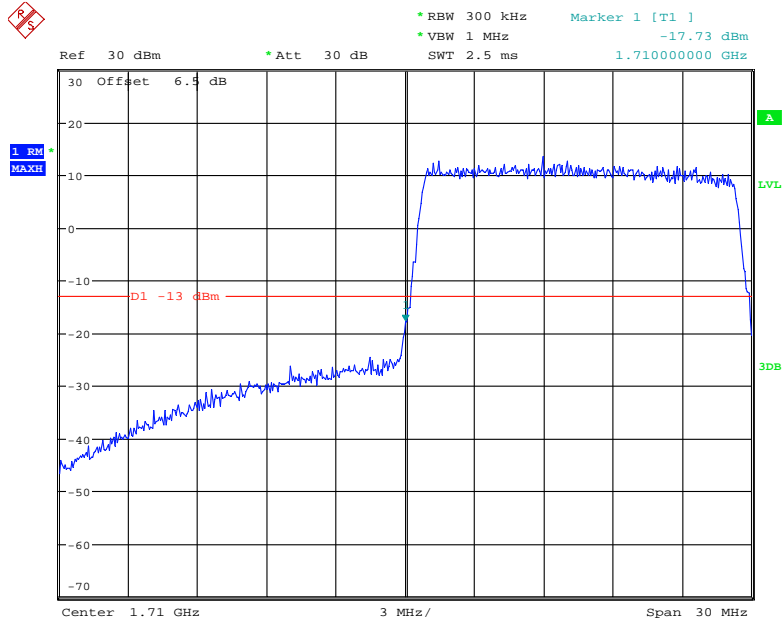
Date: 11.OCT.2020 13:34:22

### QPSK (15.0 MHz, FULL RB) - Right Band Edge



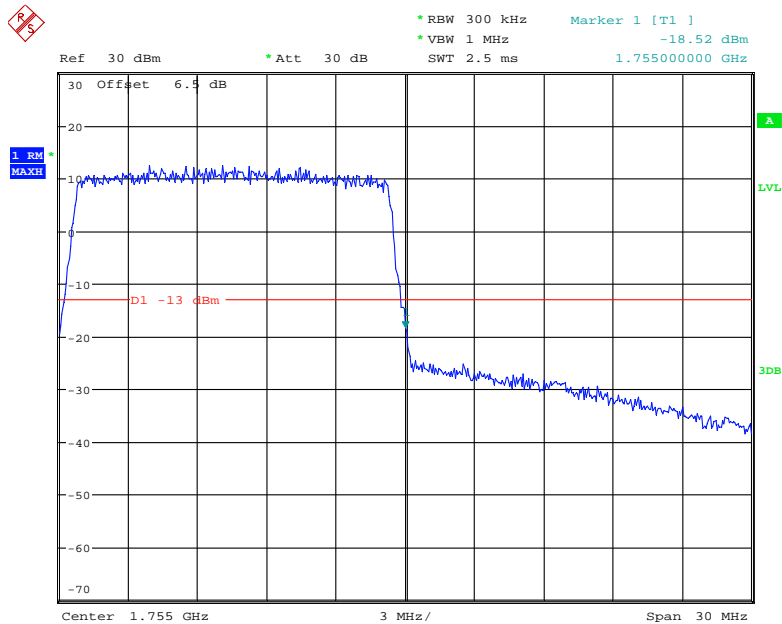
Date: 11.OCT.2020 13:35:06

### 16-QAM (15.0 MHz, FULL RB) - Left Band Edge



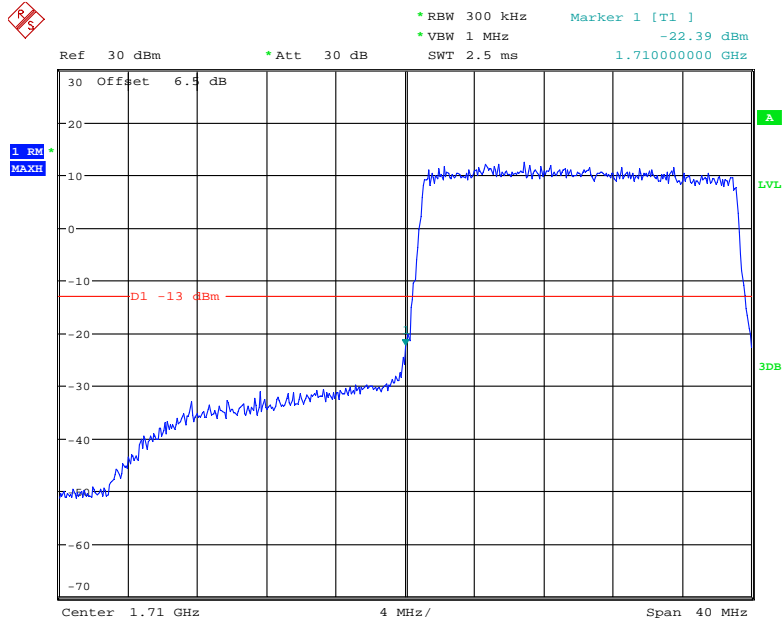
Date: 11.OCT.2020 13:34:45

### 16-QAM (15.0 MHz, FULL RB) - Right Band Edge



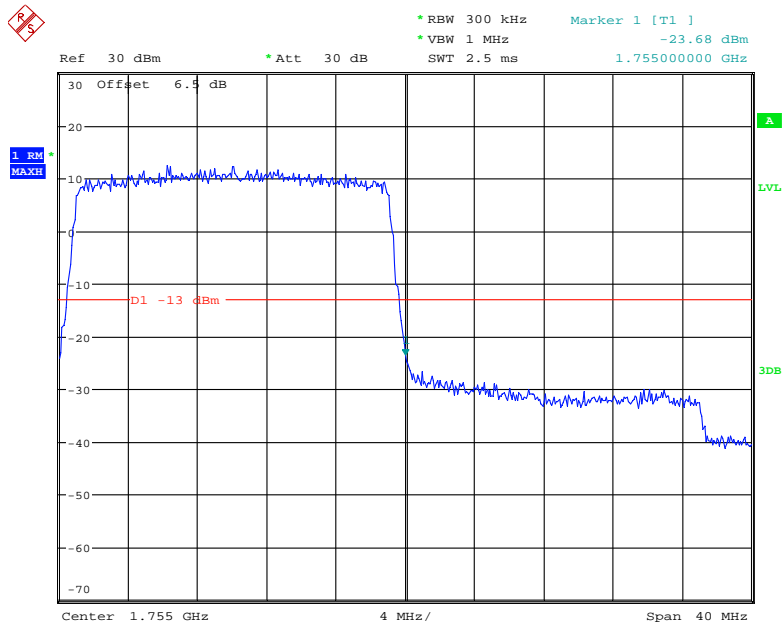
Date: 11.OCT.2020 13:35:40

### QPSK (20.0 MHz, FULL RB) - Left Band Edge



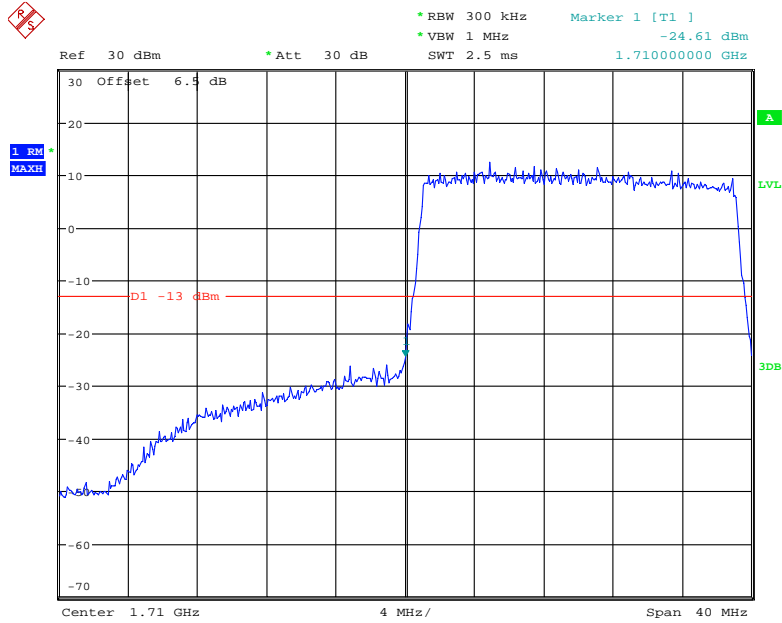
Date: 11.OCT.2020 13:36:05

### QPSK (20.0 MHz, FULL RB) - Right Band Edge



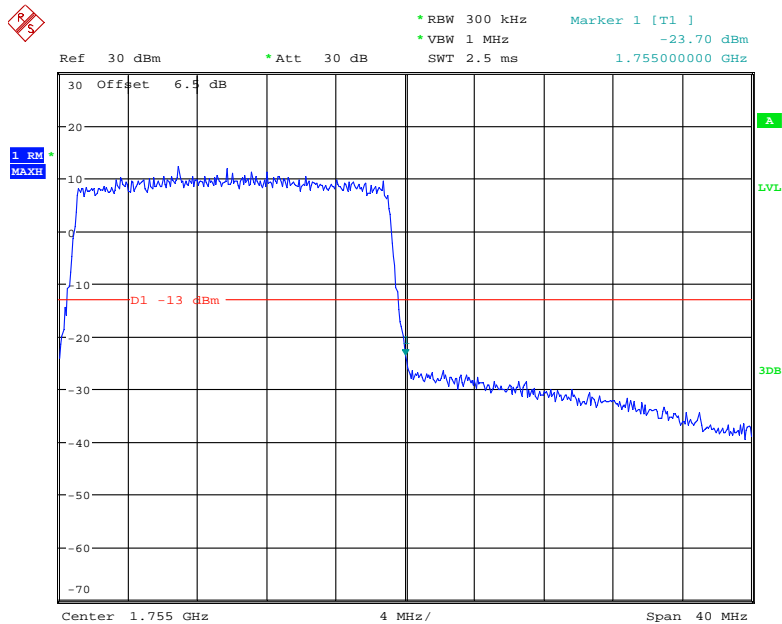
Date: 11.OCT.2020 13:36:46

### 16-QAM (20.0 MHz, FULL RB) - Left Band Edge



Date: 11.OCT.2020 13:36:25

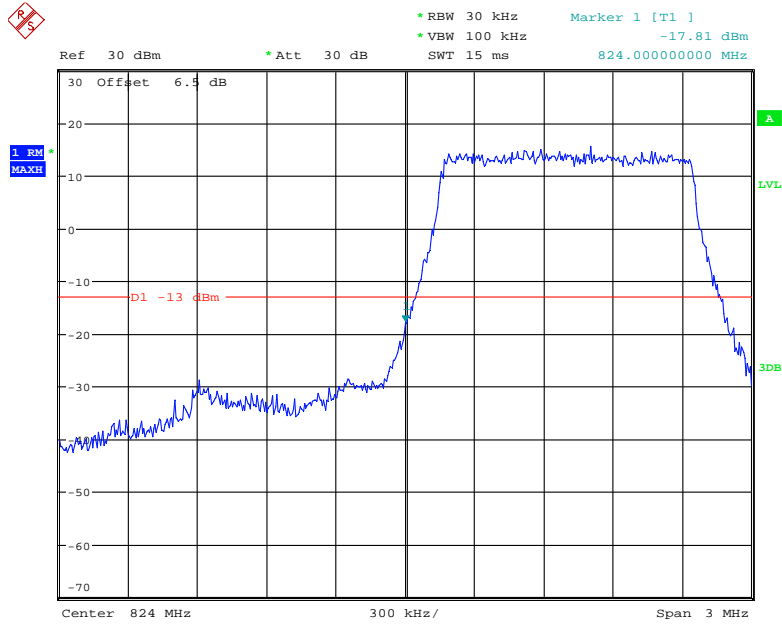
### 16-QAM (20.0 MHz, FULL RB) - Right Band Edge



Date: 11.OCT.2020 13:37:01

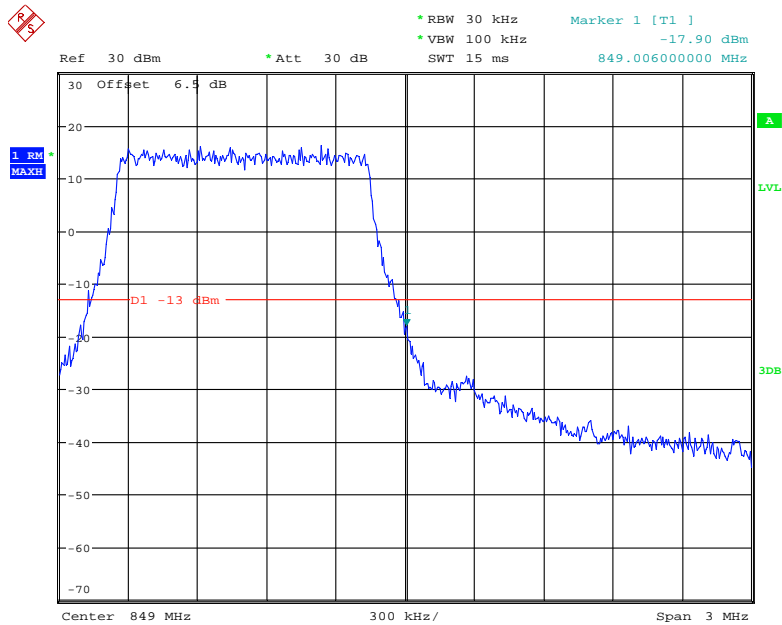
LTE Band 5:

QPSK (1.4 MHz, FULL RB) - Left Band Edge



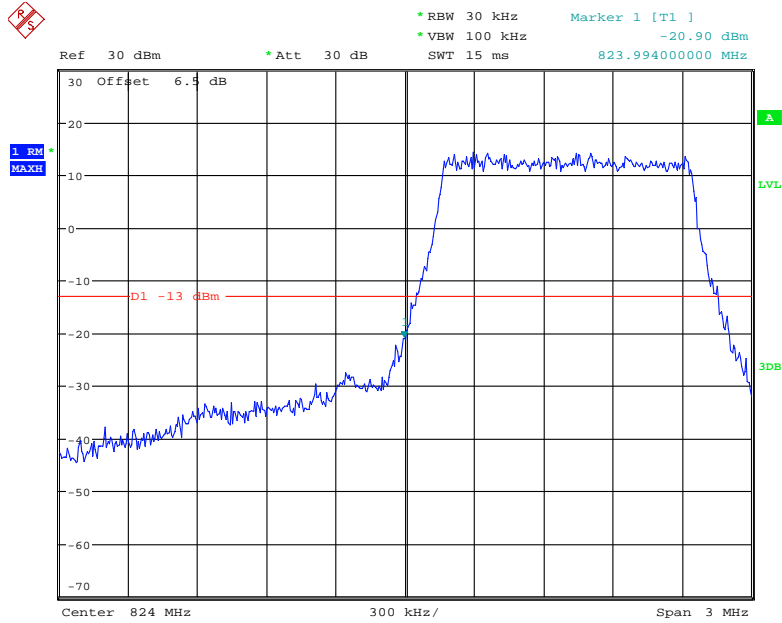
Date: 11.OCT.2020 13:43:05

QPSK (1.4 MHz, FULL RB) - Right Band Edge



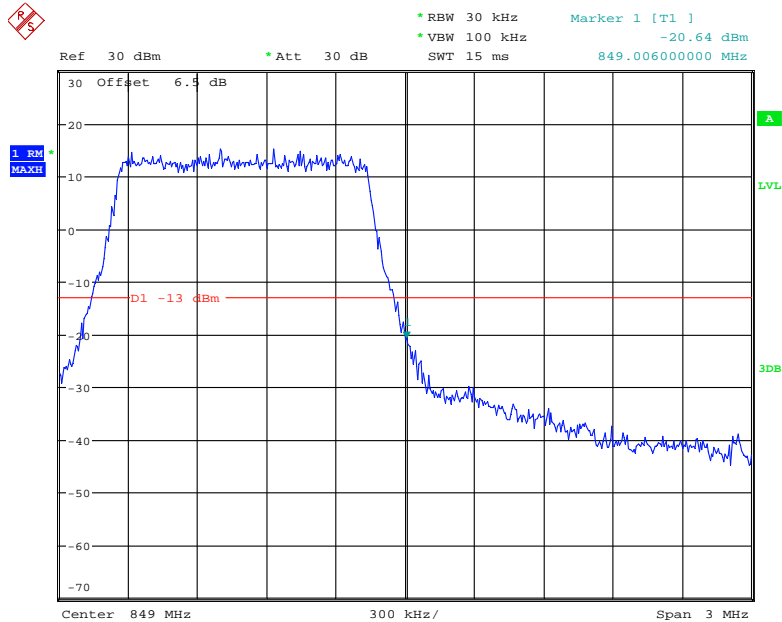
Date: 11.OCT.2020 13:43:37

### 16-QAM 1.4 MHz, FULL RB) - Left Band Edge



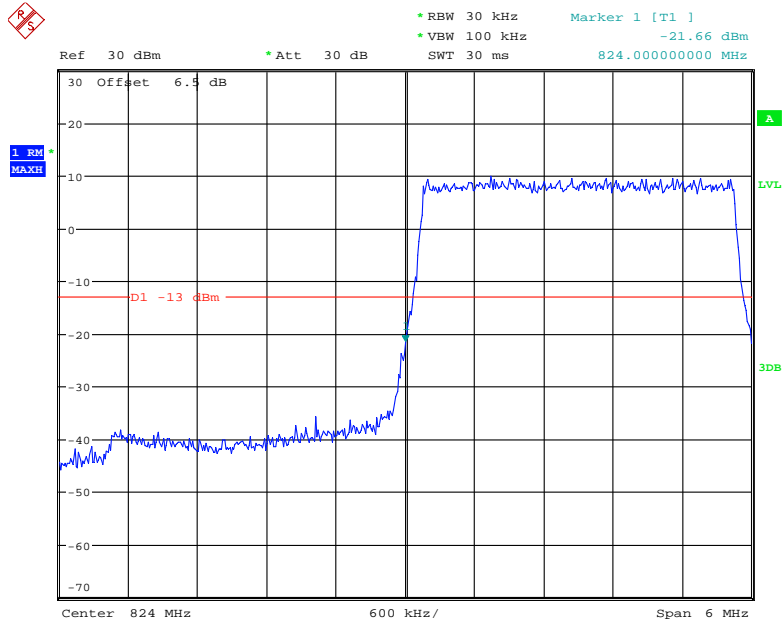
Date: 11.OCT.2020 13:43:20

### 16-QAM (1.4MHz, FULL RB) - Right Band Edge



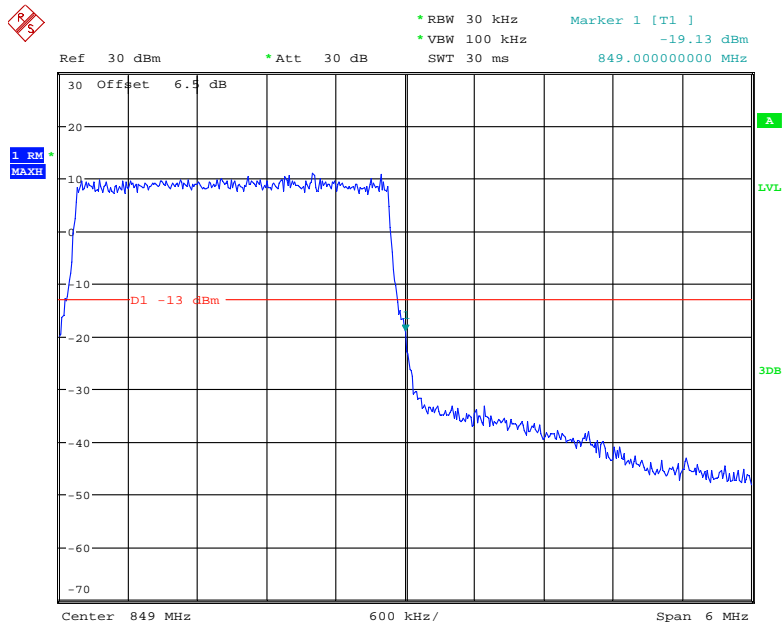
Date: 11.OCT.2020 13:43:52

### QPSK (3.0 MHz, FULL RB) - Left Band Edge



Date: 11.OCT.2020 13:44:15

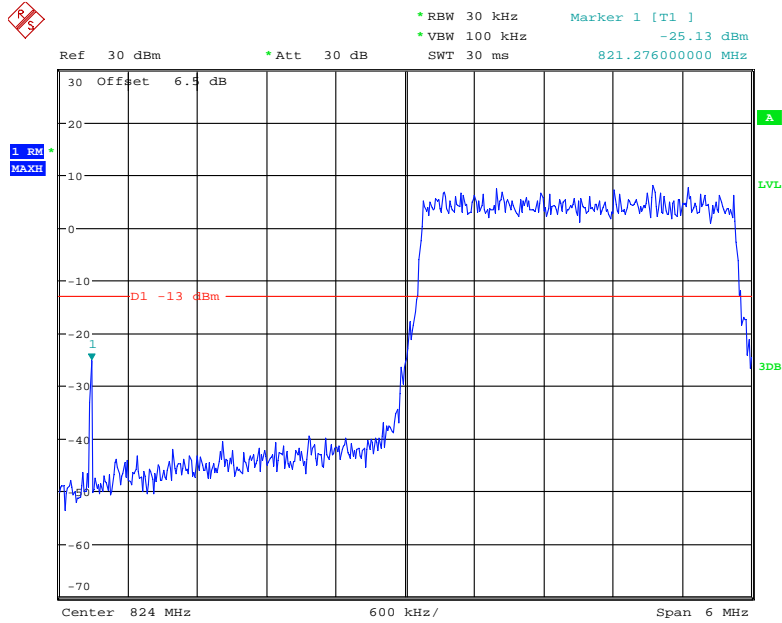
### QPSK (3.0 MHz, FULL RB) - Right Band Edge



Date: 11.OCT.2020 13:44:55

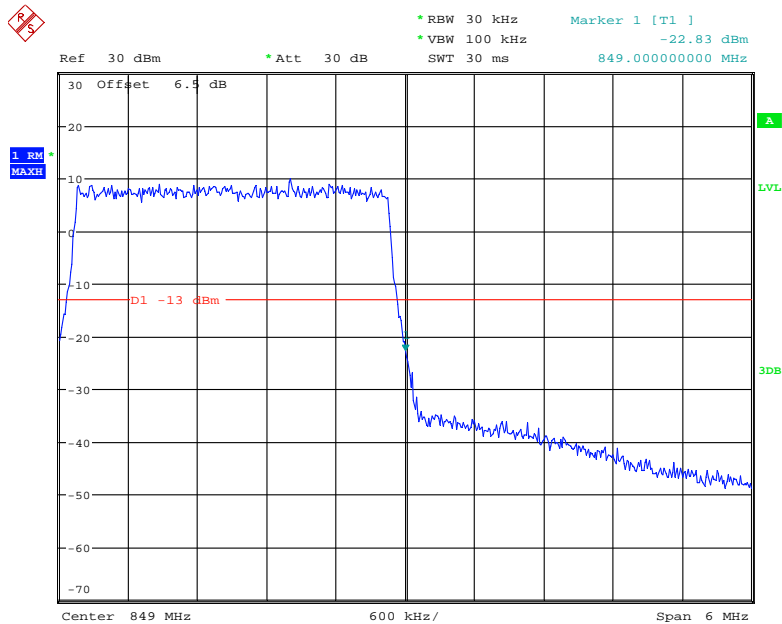


### 16-QAM (3.0 MHz, FULL RB) - Left Band Edge



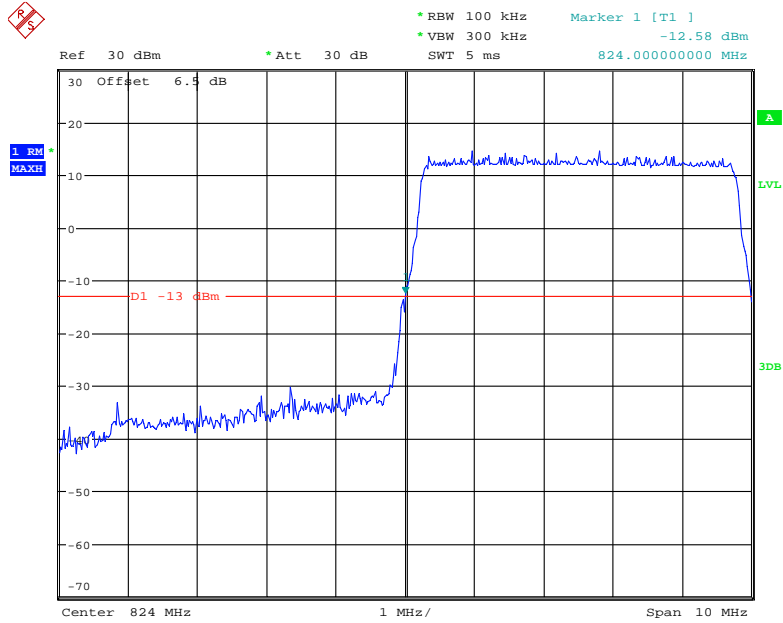
Date: 11.OCT.2020 13:44:27

### 16-QAM (3.0 MHz, FULL RB) - Right Band Edge



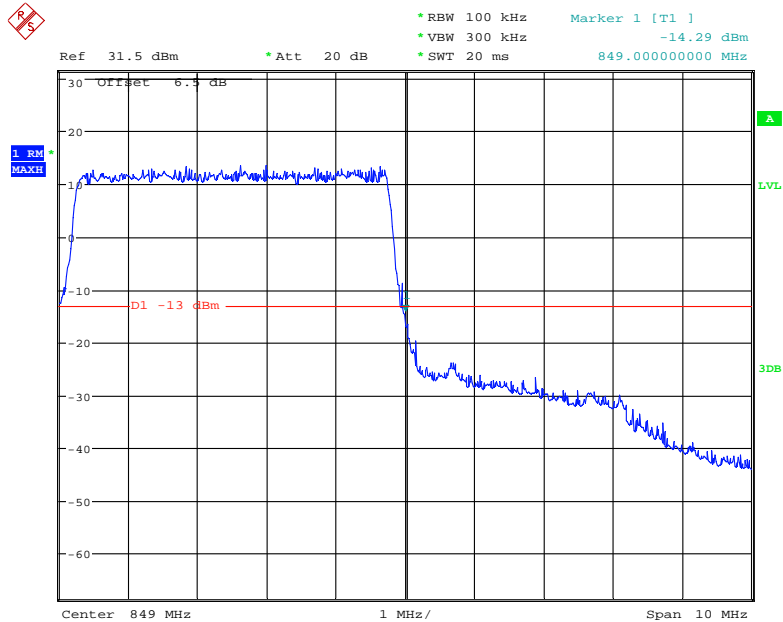
Date: 11.OCT.2020 13:45:11

### QPSK (5.0 MHz, FULL RB) - Left Band Edge



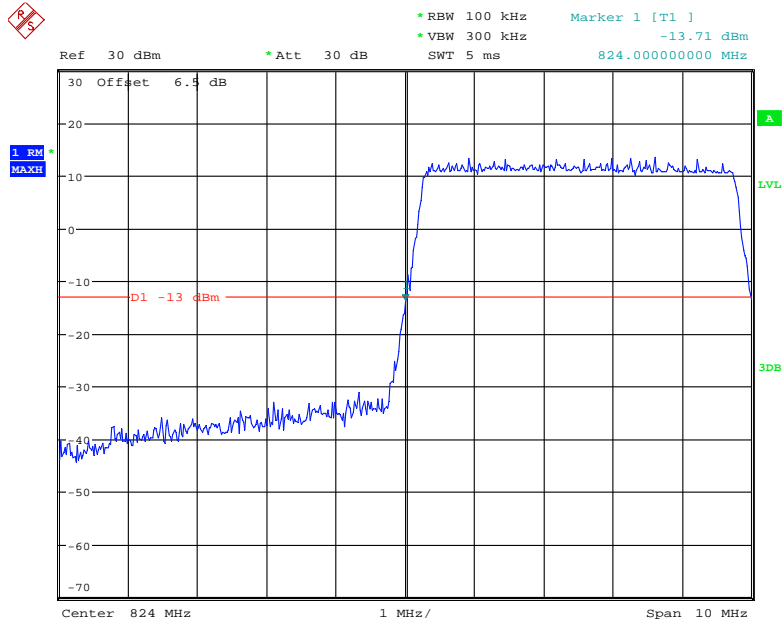
Date: 11.OCT.2020 13:45:30

### QPSK (5.0 MHz, FULL RB) - Right Band Edge



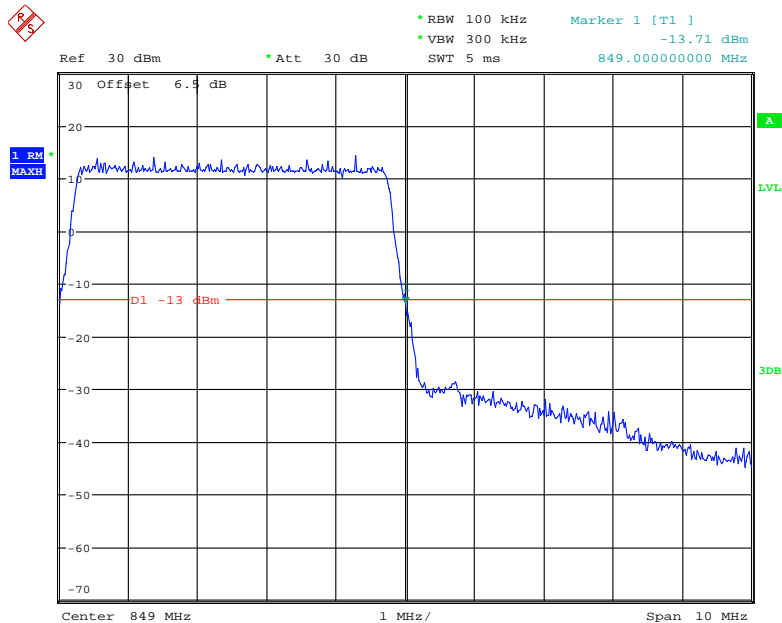
Date: 4.FEB.2021 10:53:37

### 16-QAM (5.0 MHz, FULL RB) - Left Band Edge



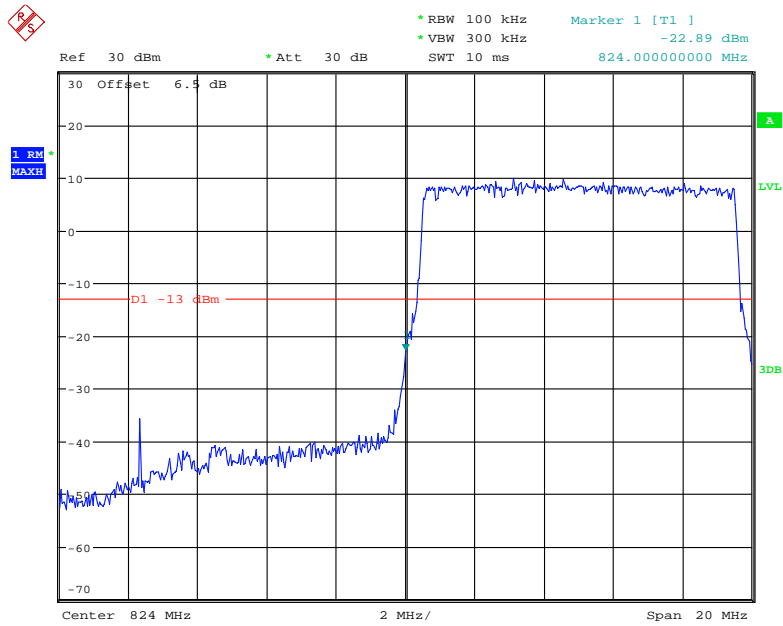
Date: 11.OCT.2020 13:45:45

### 16-QAM (5.0 MHz, FULL RB) - Right Band Edge

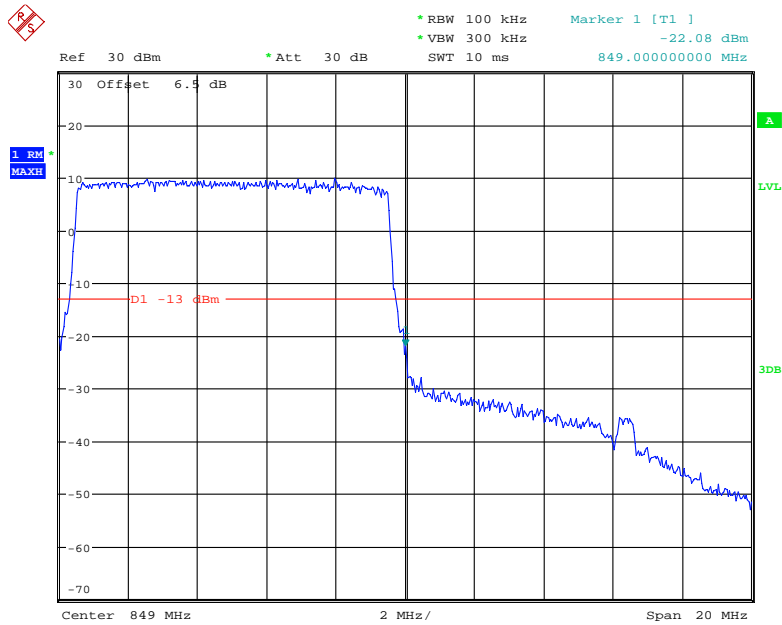


Date: 11.OCT.2020 13:46:17

### QPSK (10.0 MHz, FULL RB) - Left Band Edge

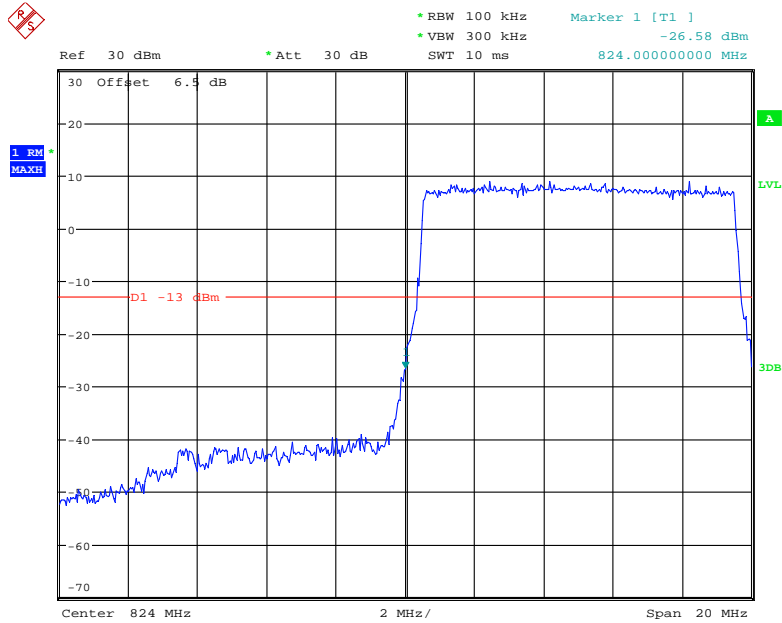


### QPSK (10.0 MHz, FULL RB) - Right Band Edge



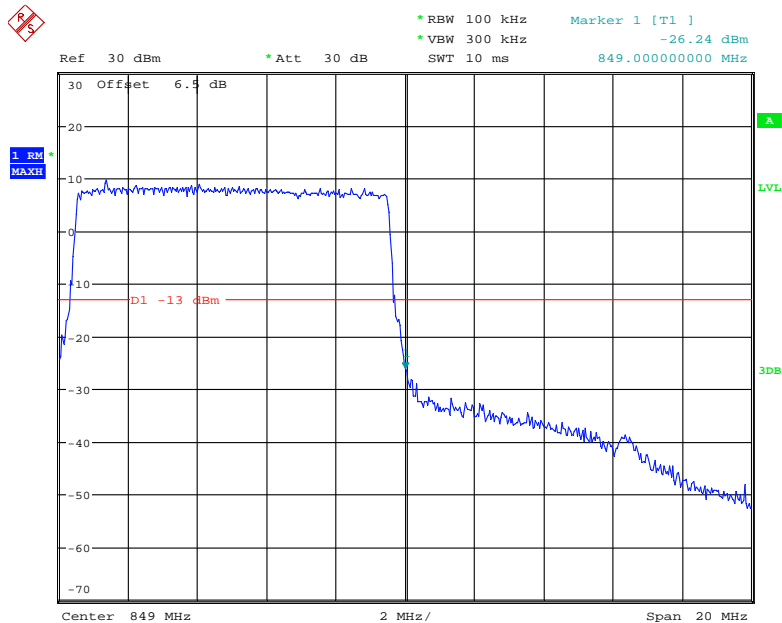
Date: 11.OCT.2020 13:47:22

### 16-QAM (10.0 MHz, FULL RB) - Left Band Edge



Date: 11.OCT.2020 13:47:04

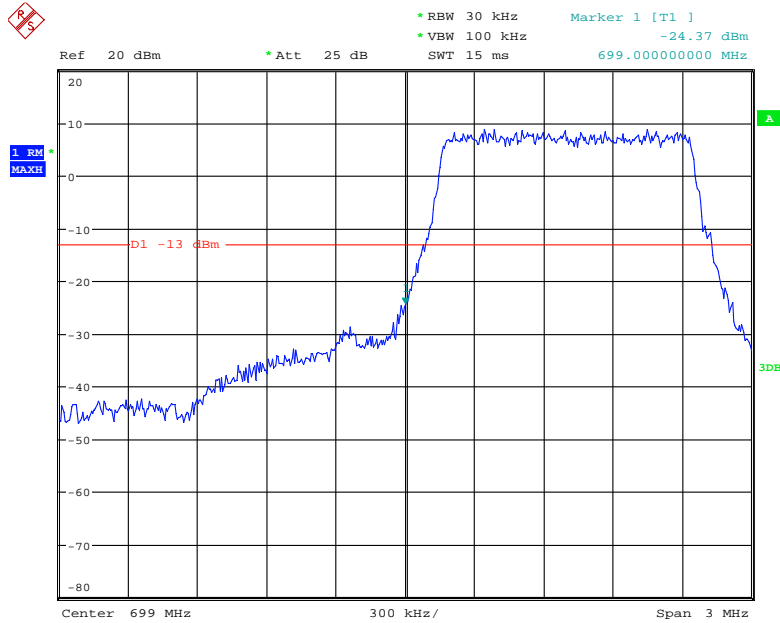
### 16-QAM (10.0 MHz, FULL RB) - Right Band Edge



Date: 11.OCT.2020 13:47:38

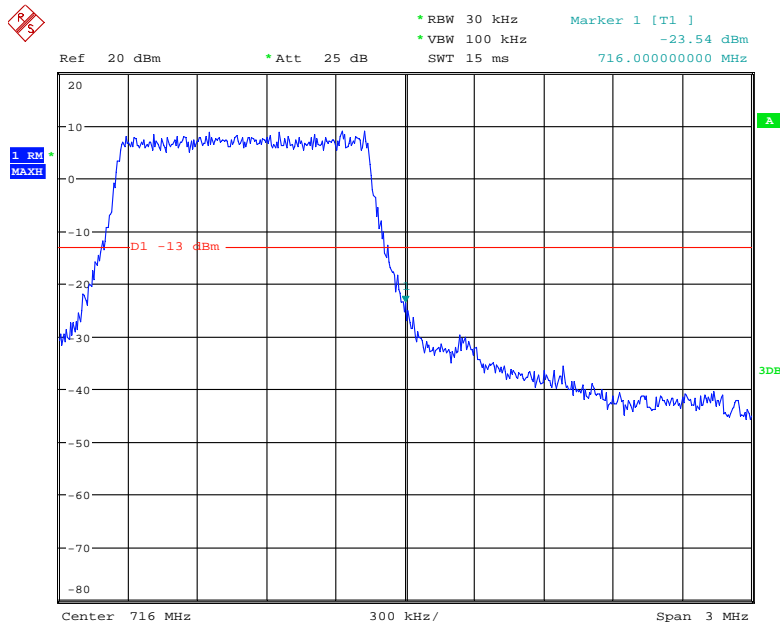
**LTE Band 12:**

**QPSK (1.4 MHz, FULL RB) - Left Band Edge**



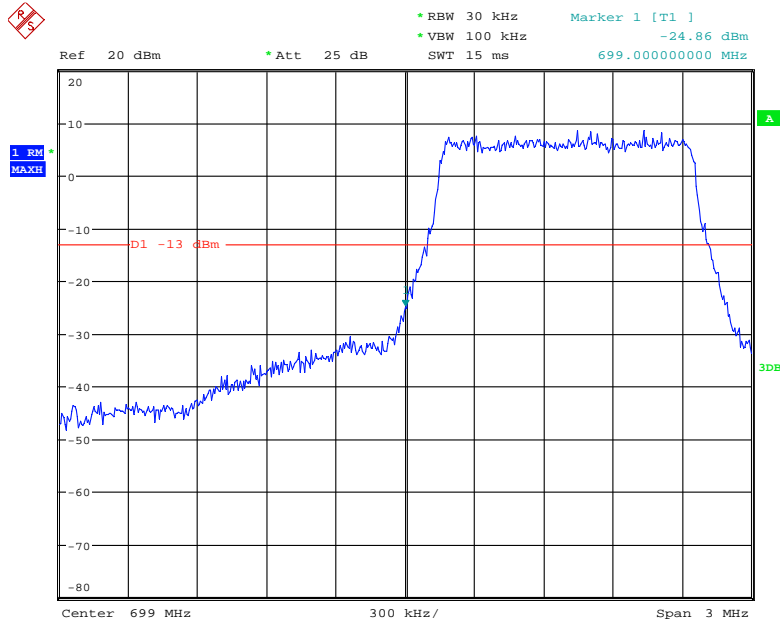
Date: 2.NOV.2020 12:10:31

**QPSK (1.4 MHz, FULL RB) - Right Band Edge**



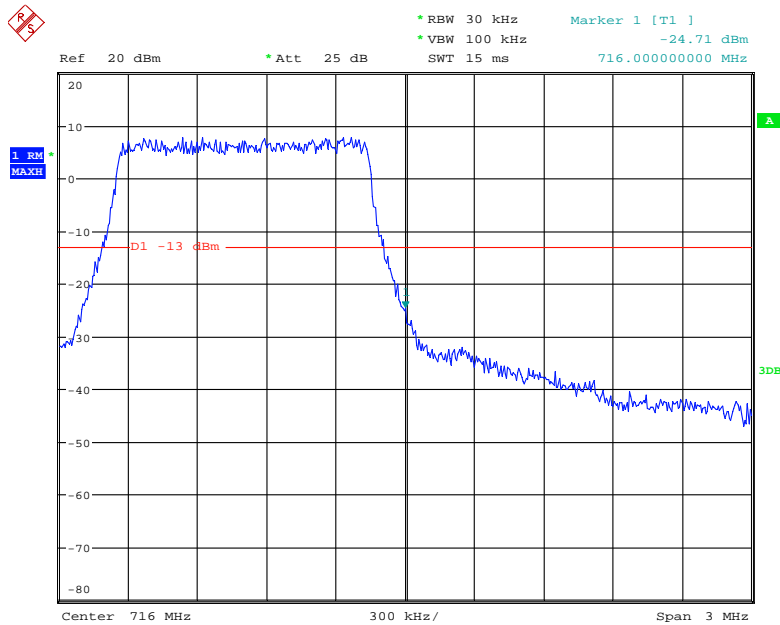
Date: 2.NOV.2020 12:11:07

### 16-QAM (1.4 MHz, FULL RB) - Left Band Edge



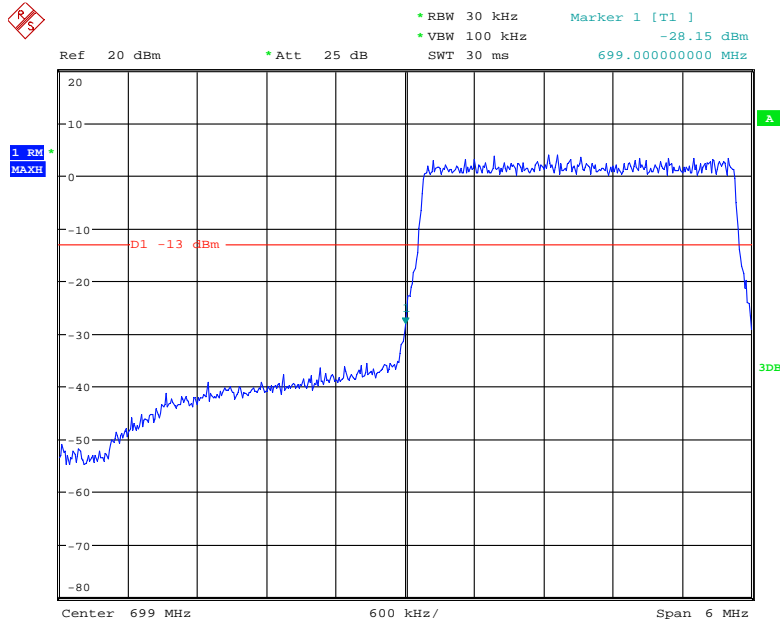
Date: 2.NOV.2020 12:10:50

### 16-QAM (1.4 MHz, FULL RB) - Right Band Edge



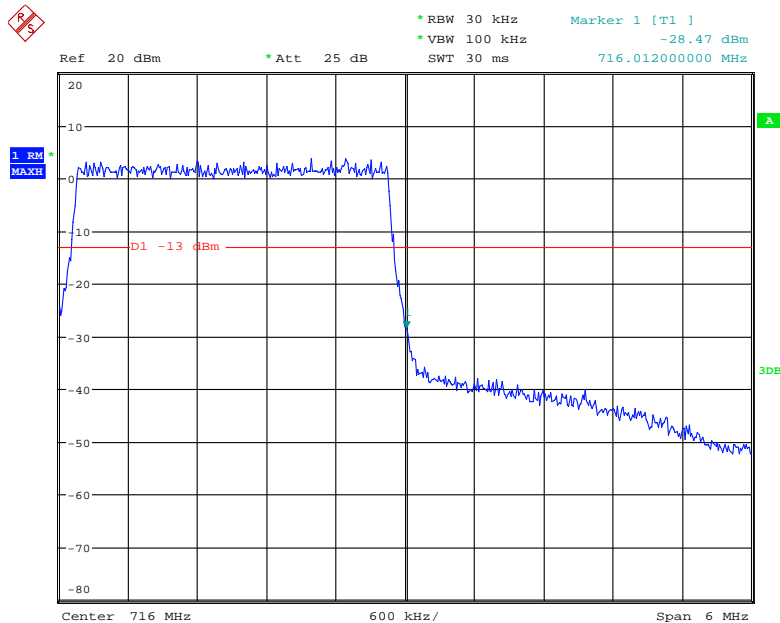
Date: 2.NOV.2020 12:11:25

### QPSK (3.0 MHz, FULL RB) - Left Band Edge



Date: 2.NOV.2020 12:11:48

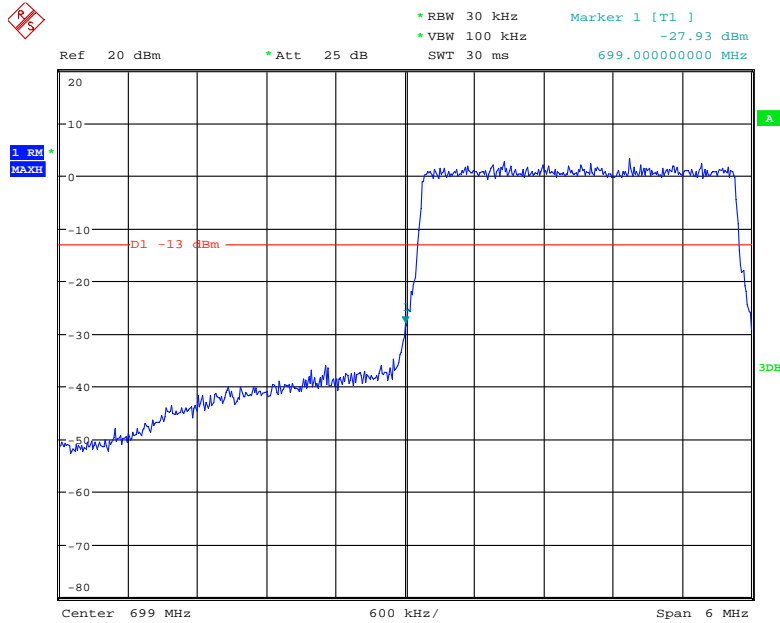
### QPSK (3.0 MHz, FULL RB) - Right Band Edge



Date: 2.NOV.2020 12:12:23

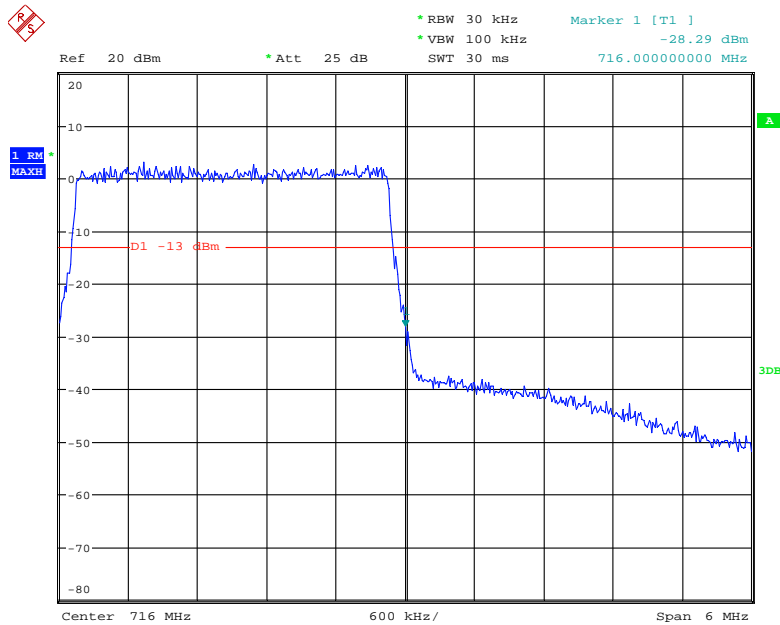


### 16-QAM (3.0 MHz, FULL RB) - Left Band Edge



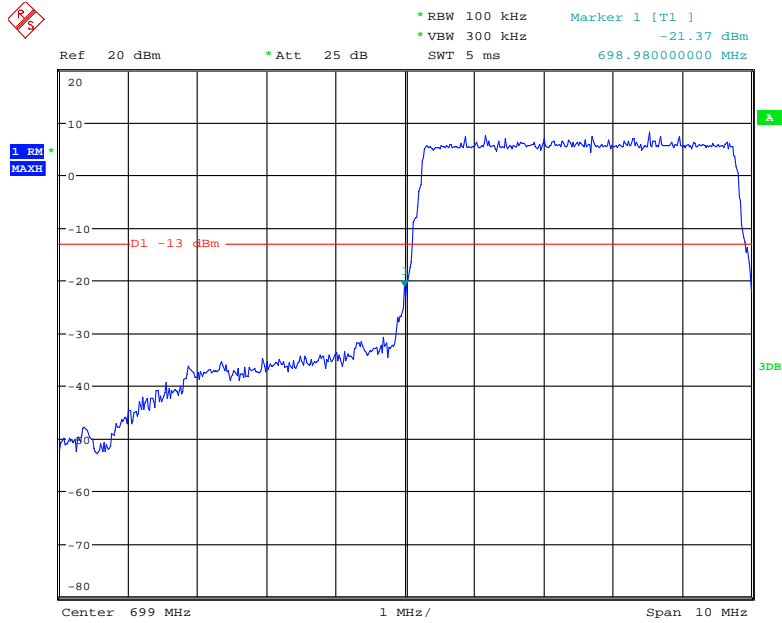
Date: 2.NOV.2020 12:12:07

### 16-QAM (3.0 MHz, FULL RB) - Right Band Edge



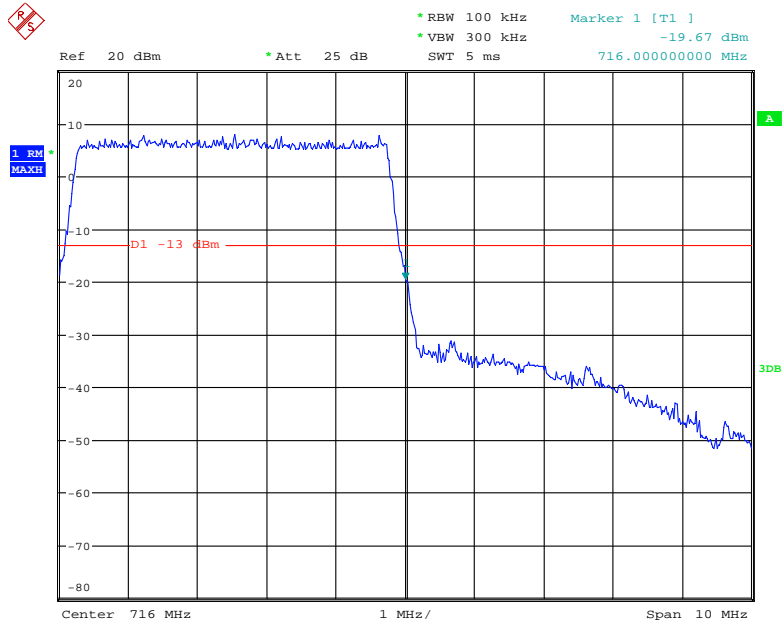
Date: 2.NOV.2020 12:12:41

### QPSK (5.0 MHz, FULL RB) - Left Band Edge



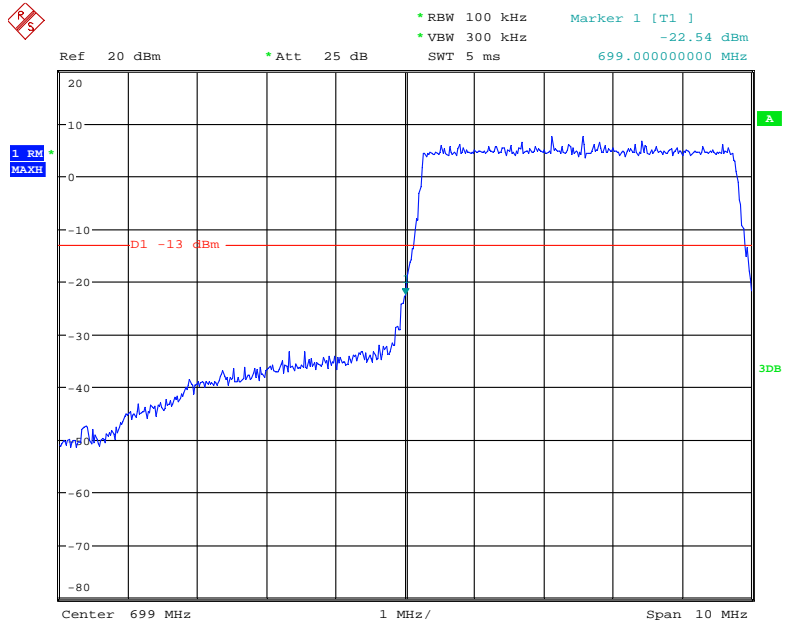
Date: 2.NOV.2020 12:13:01

### QPSK (5.0 MHz, FULL RB) - Right Band Edge



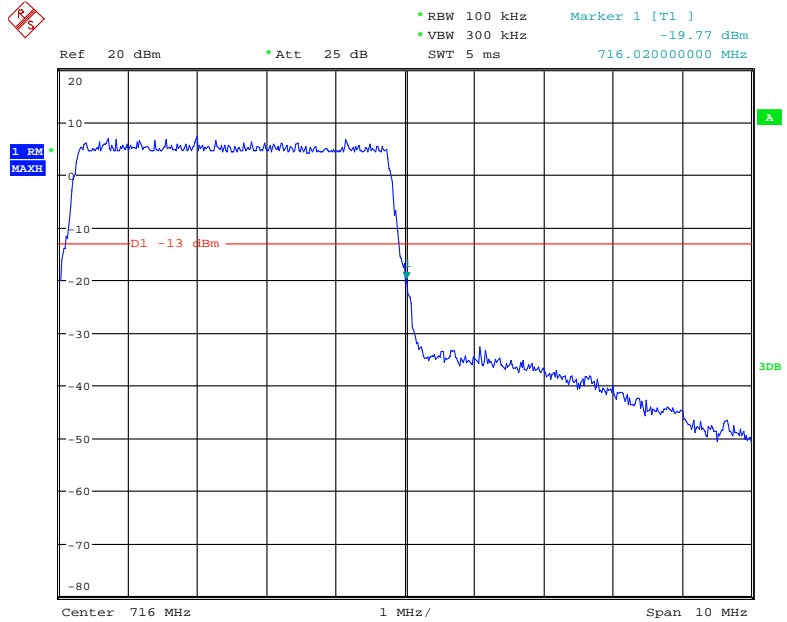
Date: 2.NOV.2020 12:13:33

### 16-QAM (5.0 MHz, FULL RB) - Left Band Edge



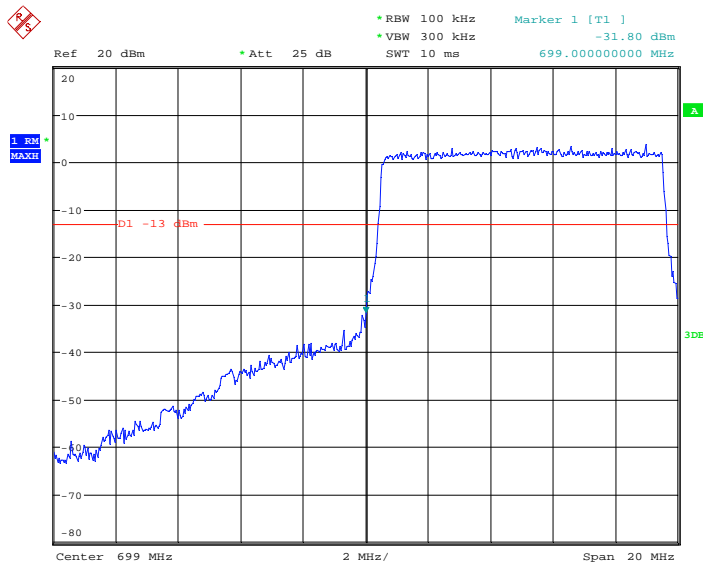
Date: 2.NOV.2020 12:13:16

### 16-QAM (5.0 MHz, FULL RB) - Right Band Edge



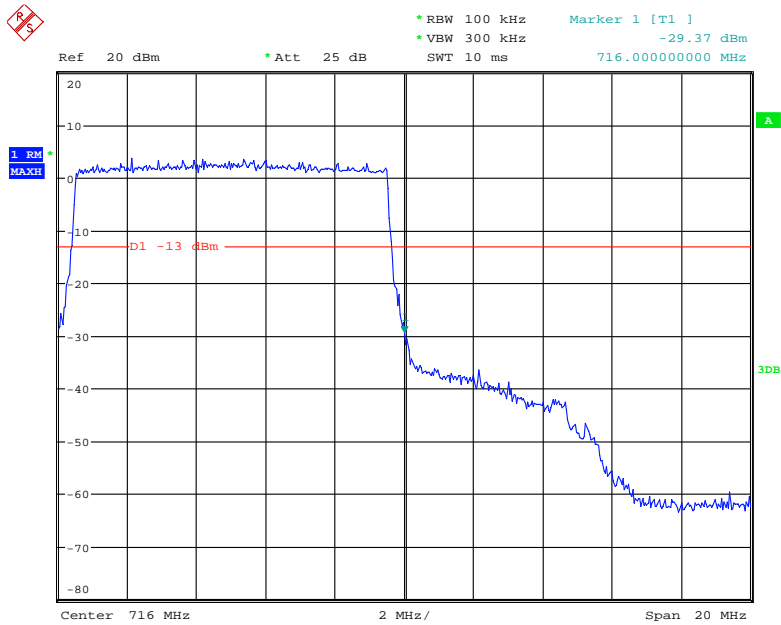
Date: 2.NOV.2020 12:13:48

### QPSK (10.0 MHz, FULL RB) - Left Band Edge



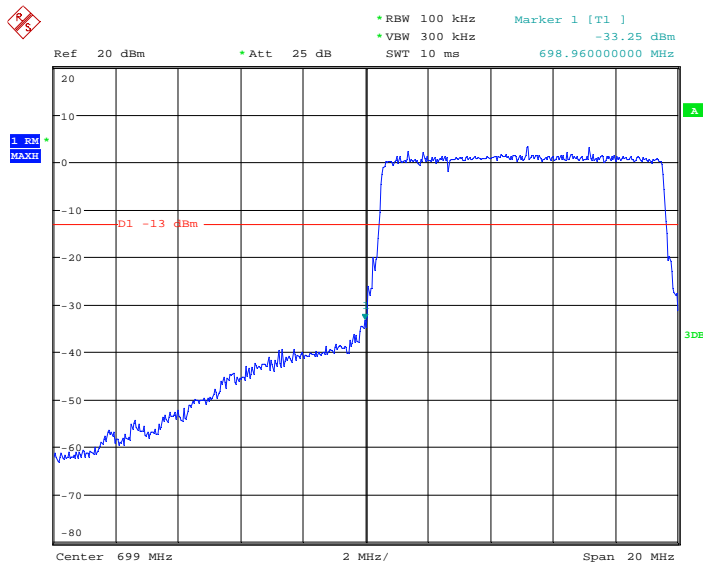
Date: 2.NOV.2020 12:14:09

### QPSK (10.0 MHz, FULL RB) - Right Band Edge



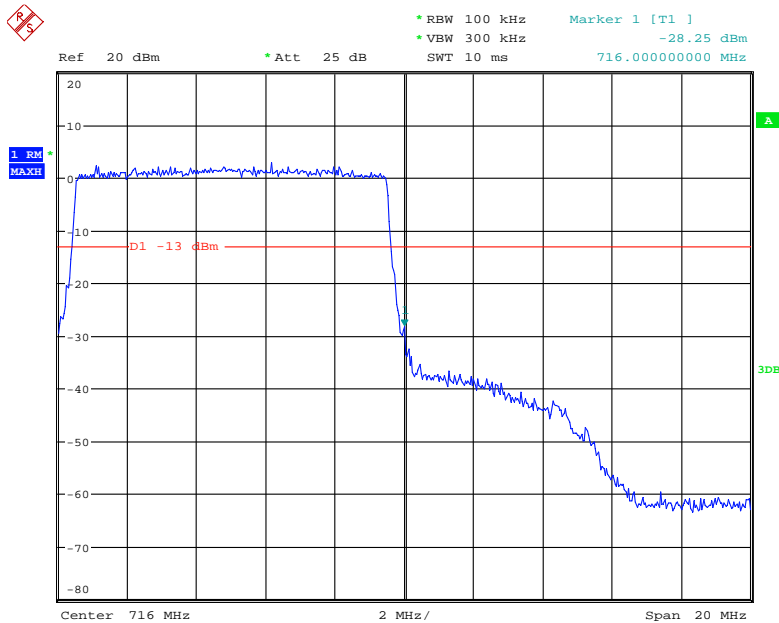
Date: 2.NOV.2020 12:14:43

### 16-QAM (10.0 MHz, FULL RB) - Left Band Edge



Date: 2.NOV.2020 12:14:25

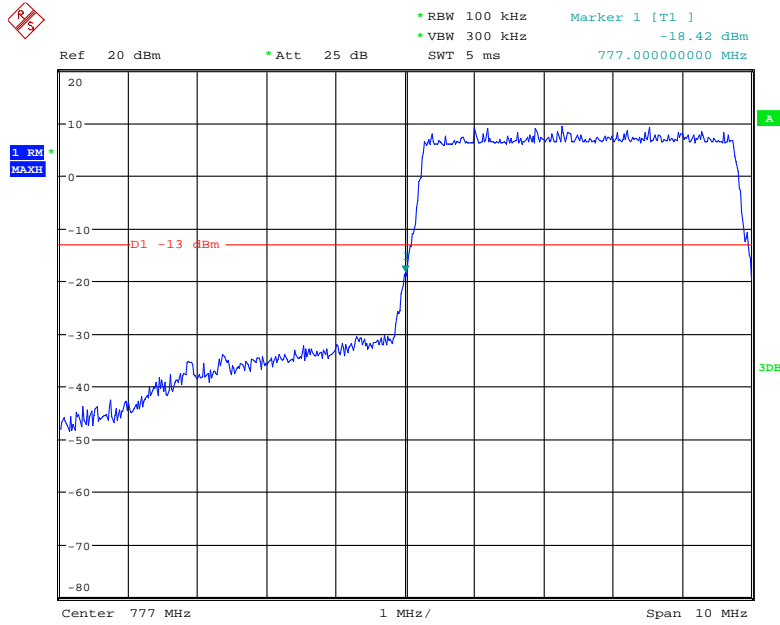
### 16-QAM (10.0 MHz, FULL RB) - Right Band Edge



Date: 2.NOV.2020 12:15:00

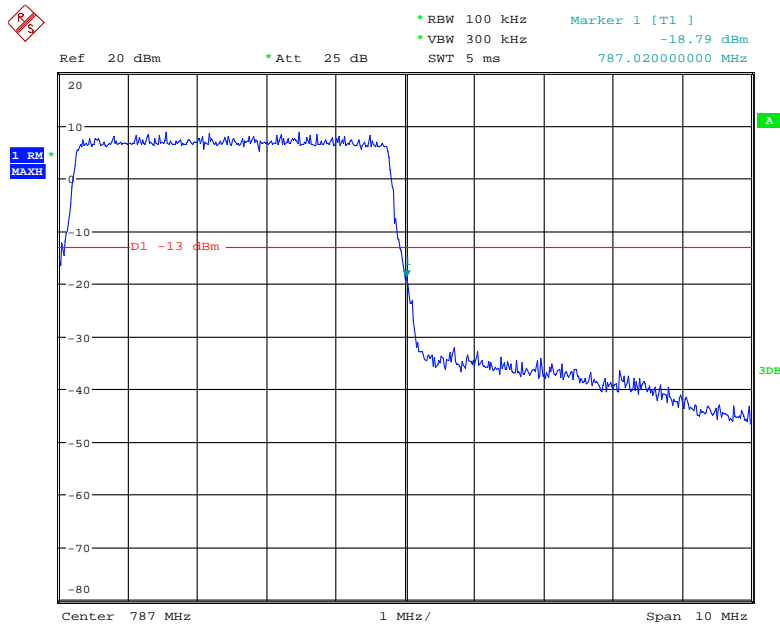
LTE Band 13:

QPSK (5.0 MHz, FULL RB) - Left Band Edge



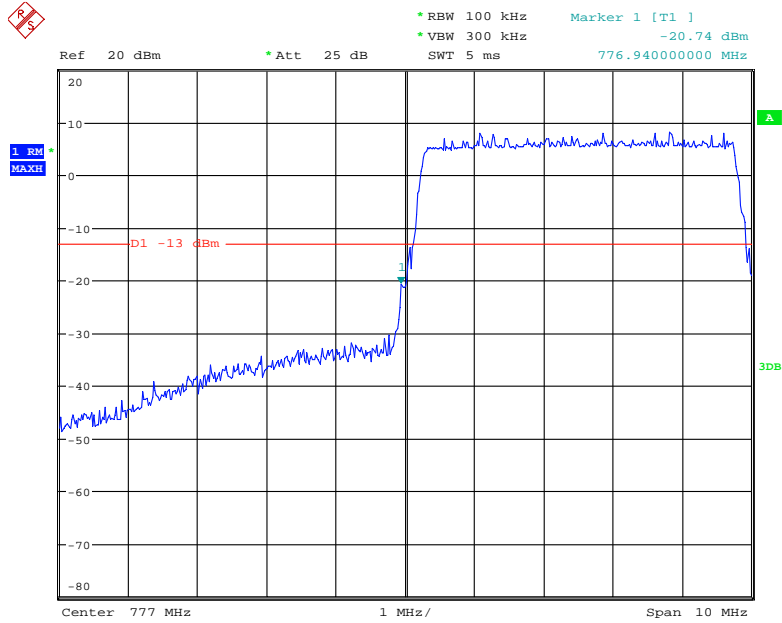
Date: 2.NOV.2020 12:15:26

QPSK (5.0 MHz, FULL RB) - Right Band Edge



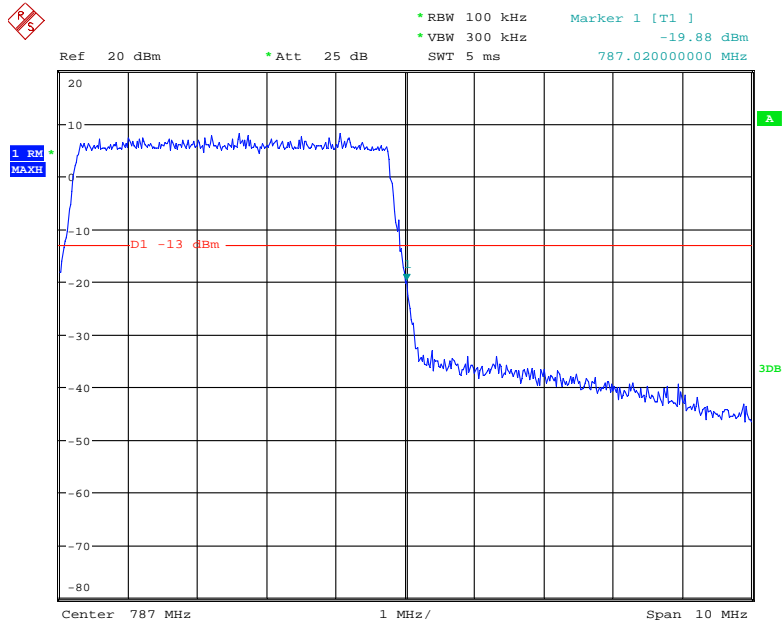
Date: 2.NOV.2020 12:16:01

### 16-QAM (5.0 MHz, FULL RB) - Left Band Edge



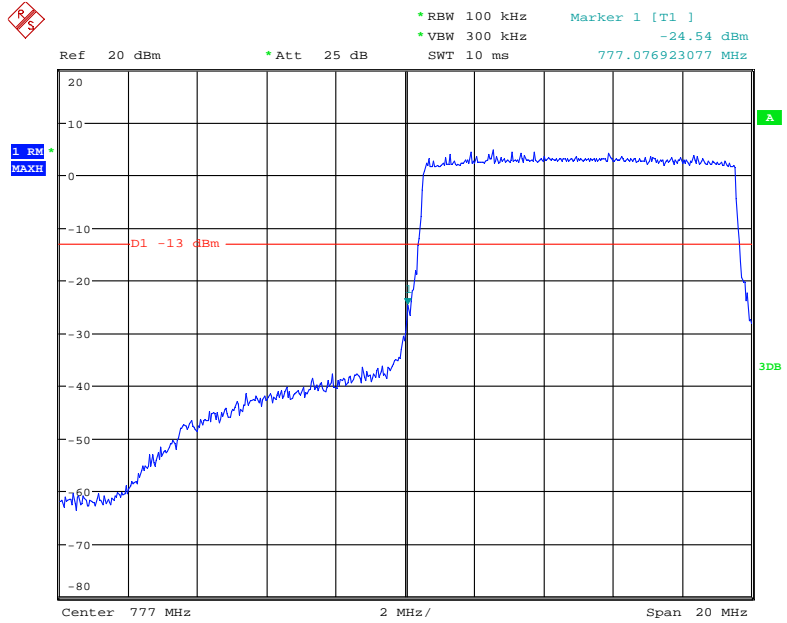
Date: 2.NOV.2020 12:15:42

### 16-QAM (5.0 MHz, FULL RB) - Right Band Edge



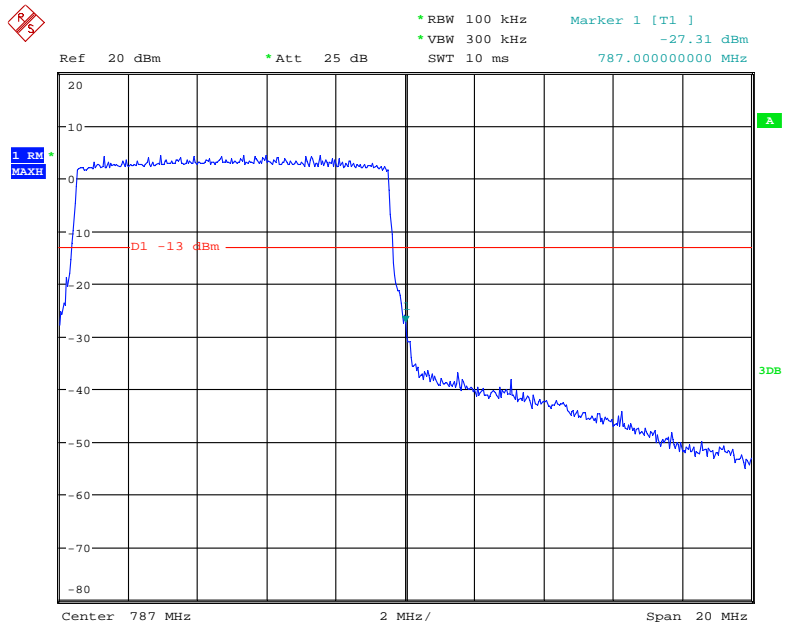
Date: 2.NOV.2020 12:16:20

### QPSK (10.0 MHz, FULL RB) - Left Band Edge



Date: 2.NOV.2020 13:00:04

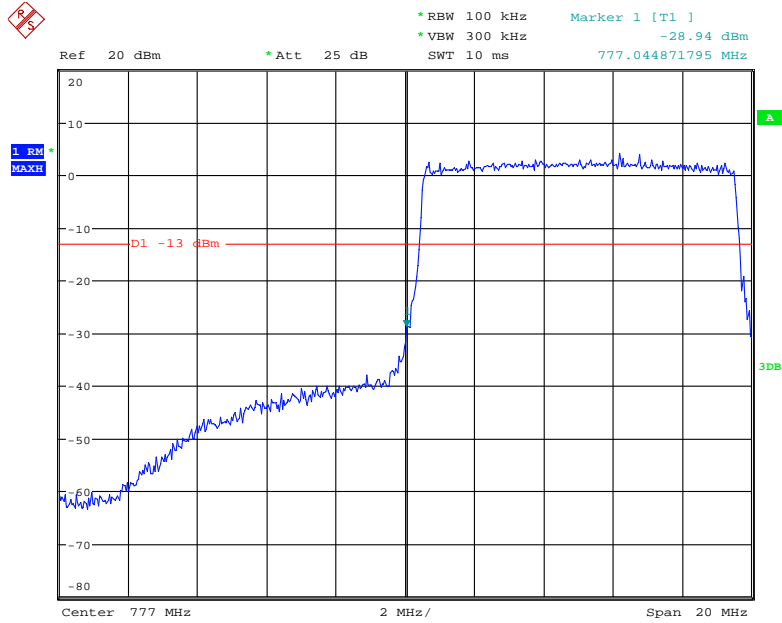
### QPSK (10.0 MHz, FULL RB) - Right Band Edge



Date: 2.NOV.2020 12:58:31

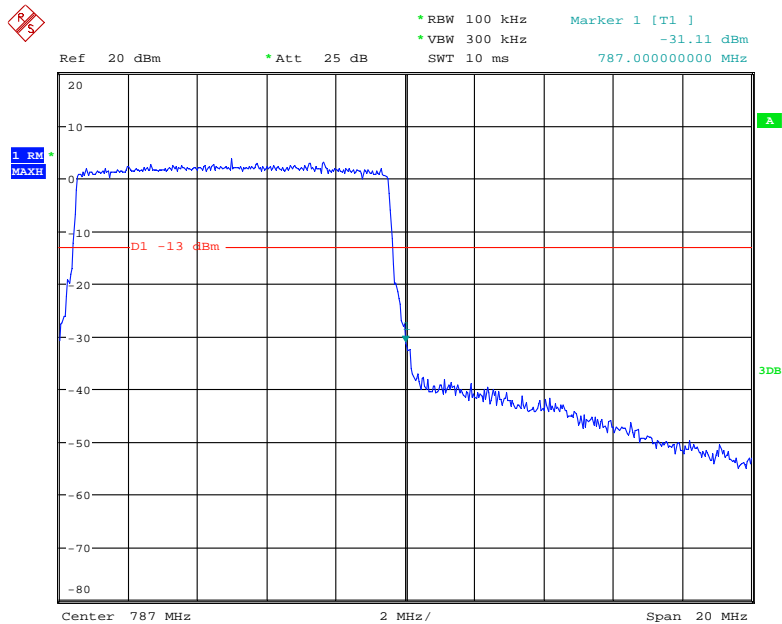


### 16-QAM (10.0 MHz, FULL RB) - Left Band Edge



Date: 2.NOV.2020 12:59:40

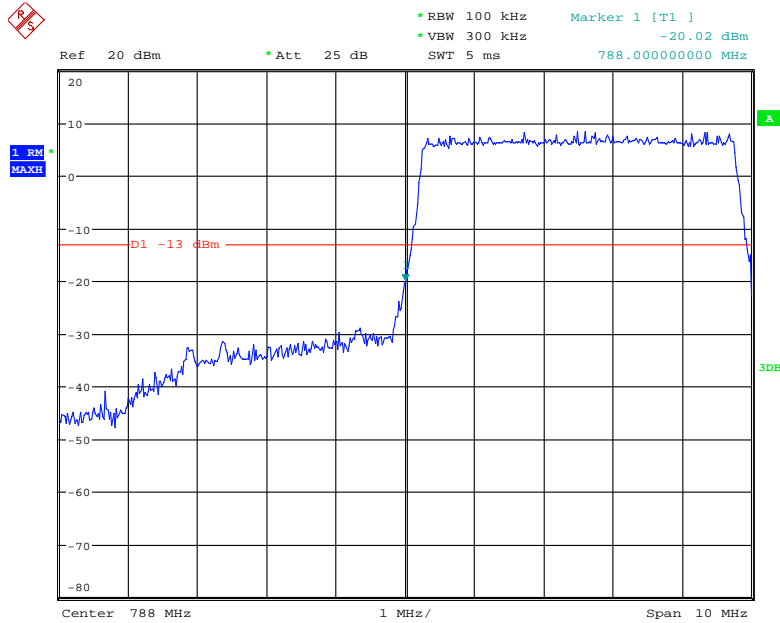
### 16-QAM (10.0 MHz, FULL RB) - Right Band Edge



Date: 2.NOV.2020 12:58:57

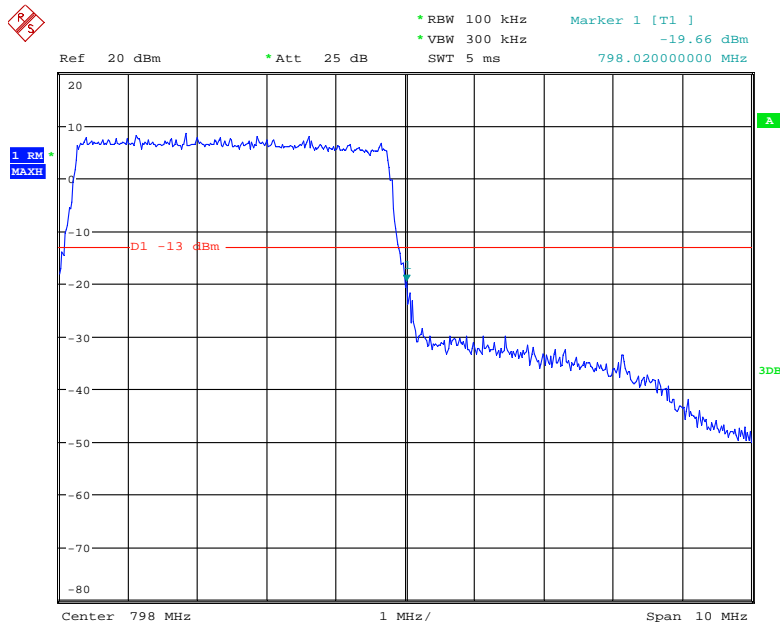
**LTE Band 14:**

**QPSK (5.0 MHz, FULL RB) - Left Band Edge**



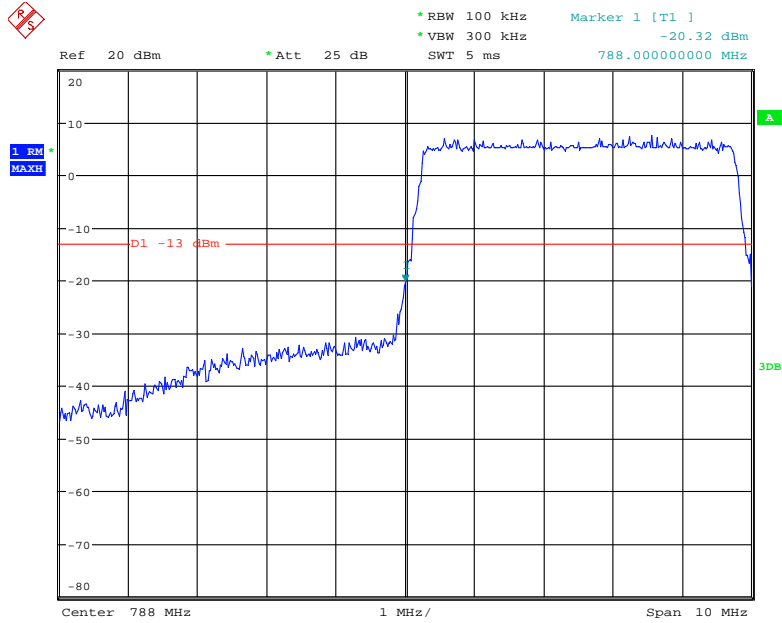
Date: 2.NOV.2020 12:37:46

**QPSK (5.0 MHz, FULL RB) - Right Band Edge**



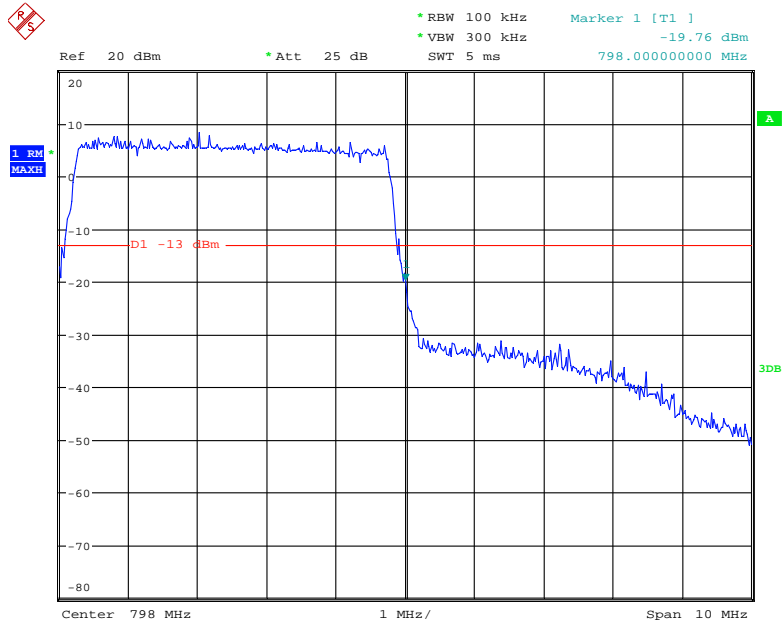
Date: 2.NOV.2020 12:38:21

### 16-QAM 5.0 MHz, FULL RB) - Left Band Edge



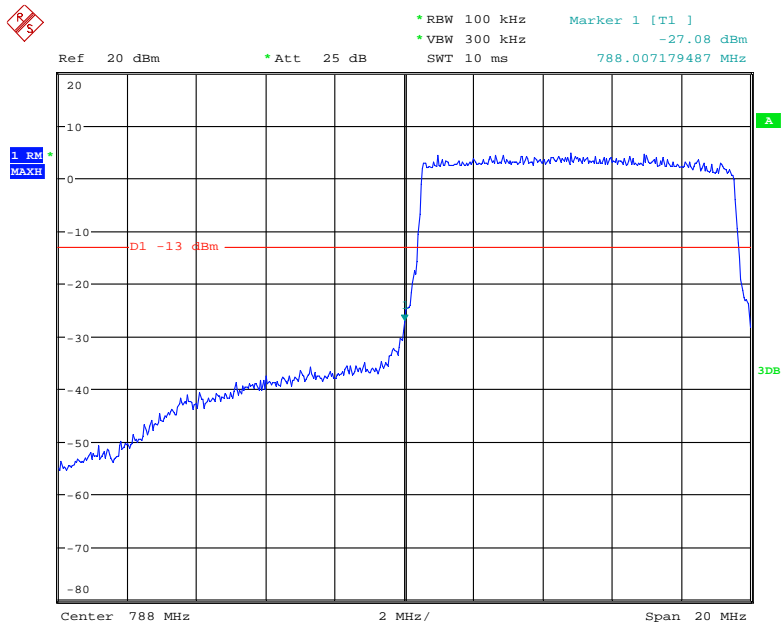
Date: 2.NOV.2020 12:38:02

### 16-QAM (5.0MHz, FULL RB) - Right Band Edge



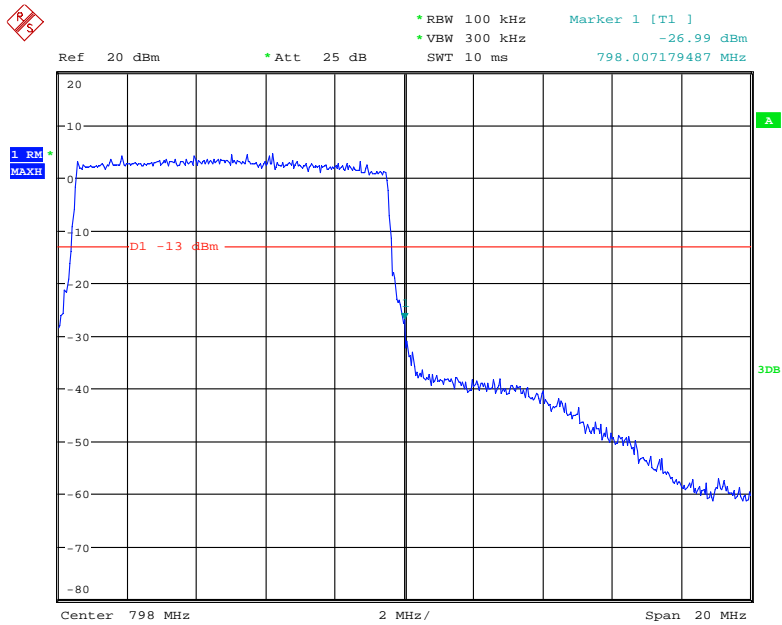
Date: 2.NOV.2020 12:38:40

### QPSK (10.0 MHz, FULL RB) - Left Band Edge



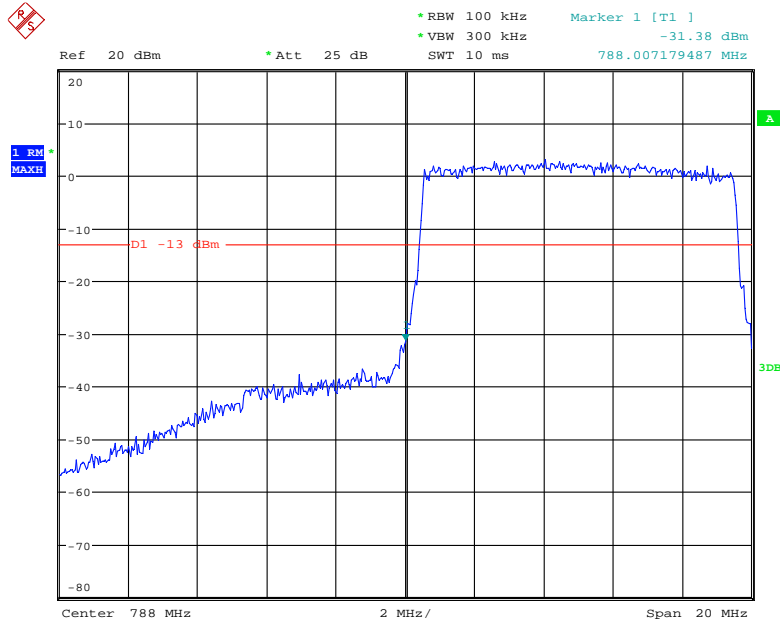
Date: 2.NOV.2020 12:54:53

### QPSK (10.0 MHz, FULL RB) - Right Band Edge



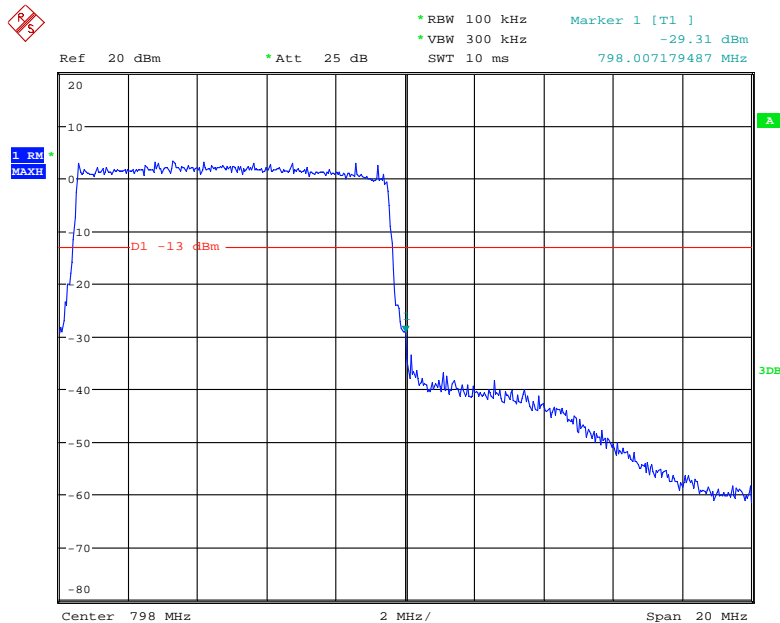
Date: 2.NOV.2020 12:57:06

### 16-QAM (10.0 MHz, FULL RB) - Left Band Edge



Date: 2.NOV.2020 12:55:59

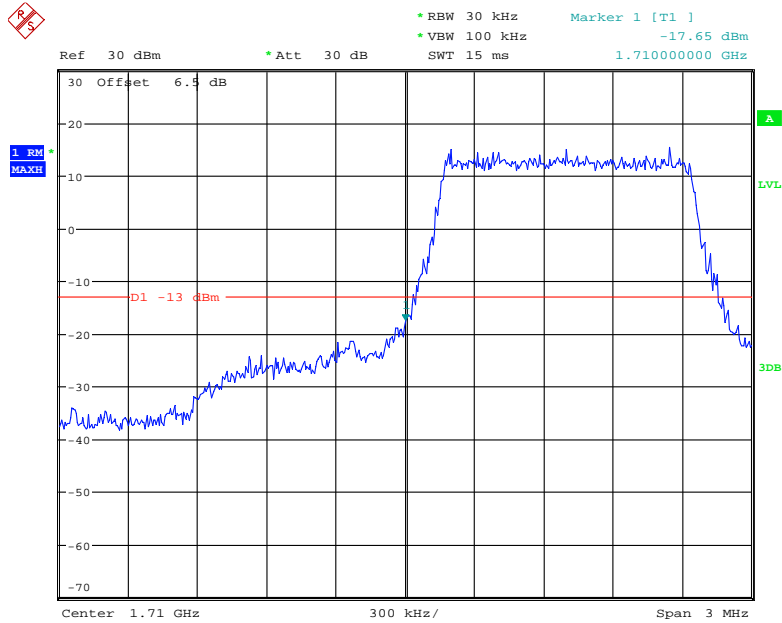
### 16-QAM (10.0 MHz, FULL RB) - Right Band Edge



Date: 2.NOV.2020 12:56:40

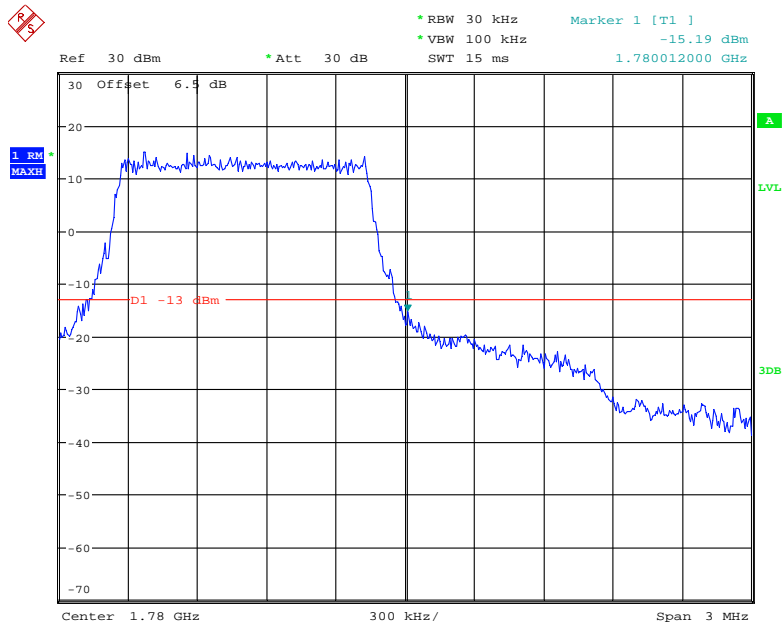
LTE Band 66:

QPSK (1.4 MHz, FULL RB) - Left Band Edge



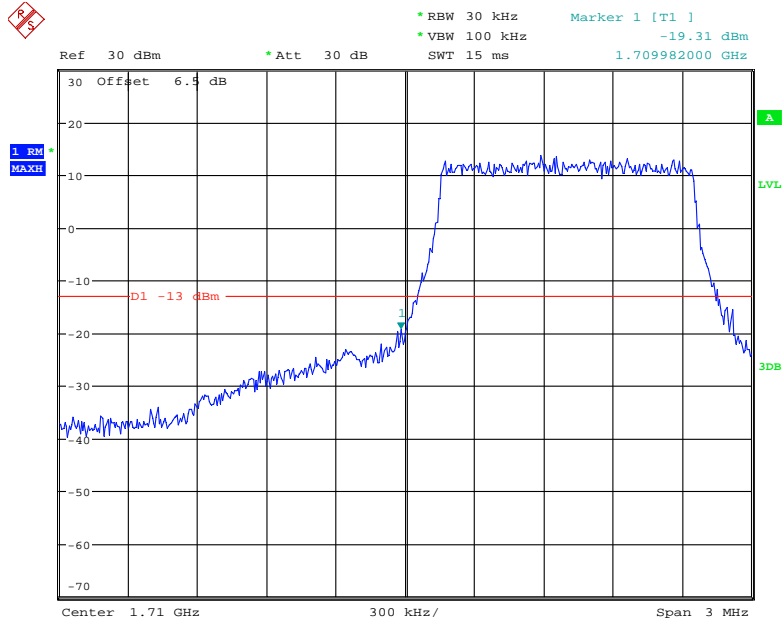
Date: 11.OCT.2020 15:43:46

QPSK (1.4 MHz, FULL RB) - Right Band Edge



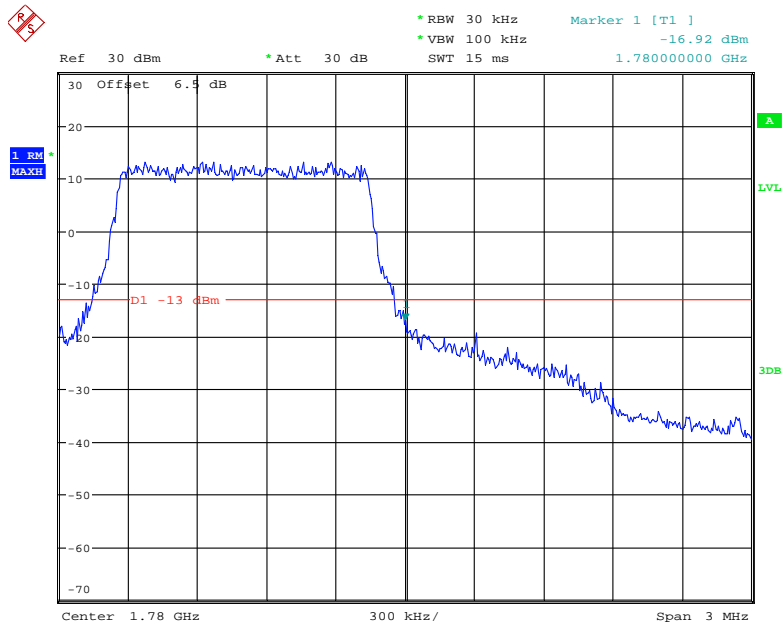
Date: 11.OCT.2020 15:44:32

### 16-QAM 1.4 MHz, FULL RB) - Left Band Edge



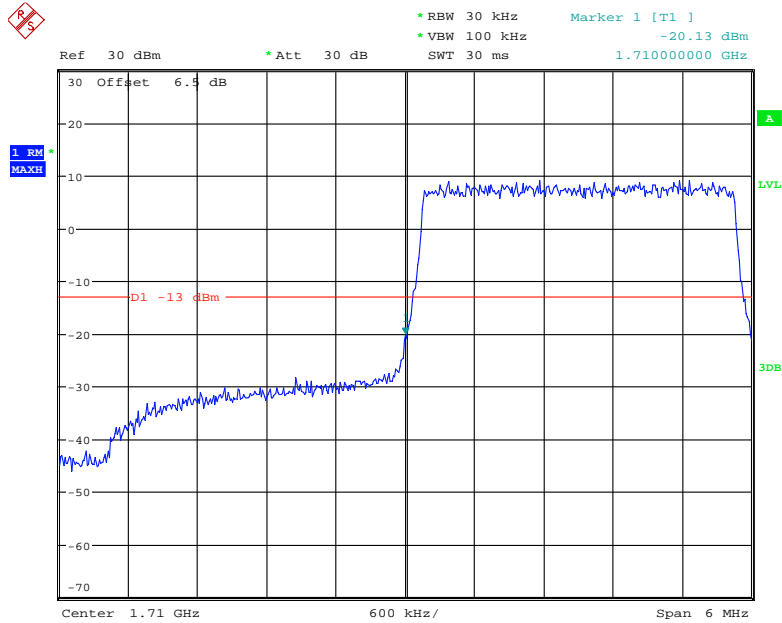
Date: 11.OCT.2020 15:44:12

### 16-QAM (1.4MHz, FULL RB) - Right Band Edge



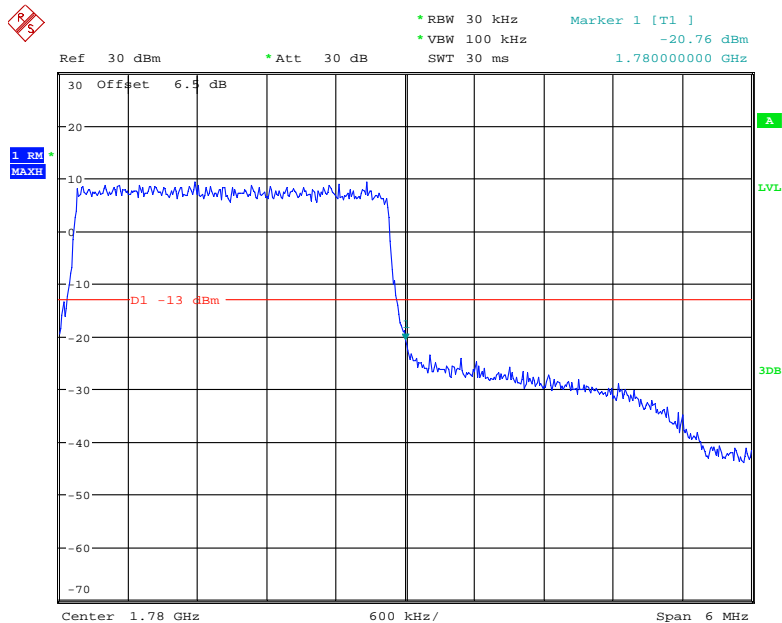
Date: 11.OCT.2020 15:44:47

### QPSK (3.0 MHz, FULL RB) - Left Band Edge



Date: 11.OCT.2020 15:45:07

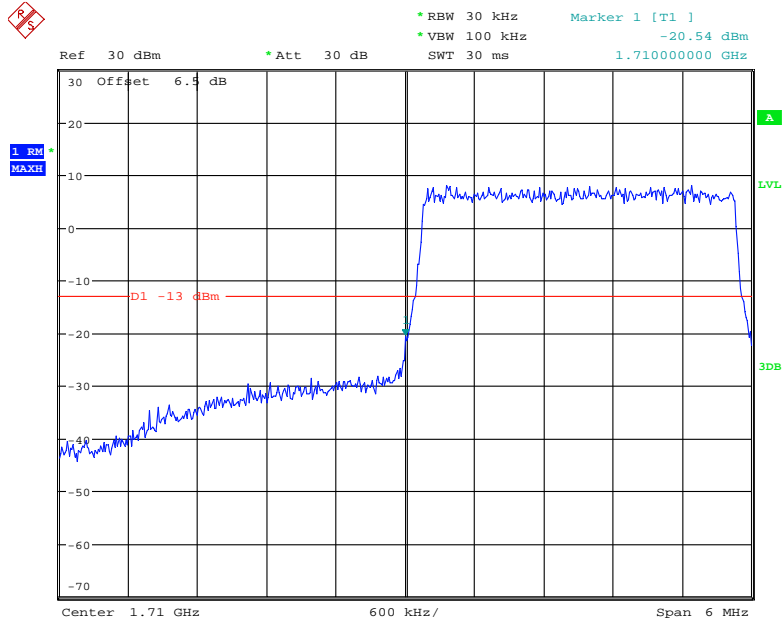
### QPSK (3.0 MHz, FULL RB) - Right Band Edge



Date: 11.OCT.2020 15:45:42

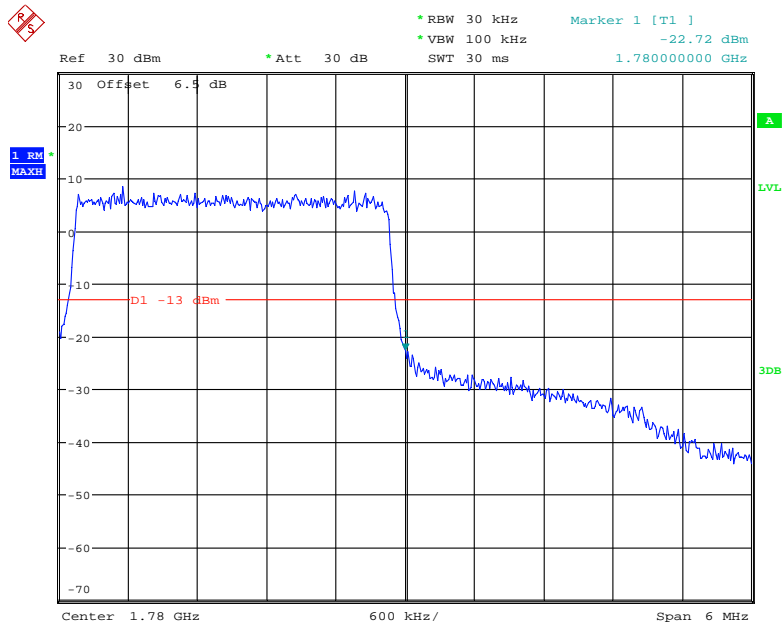


### 16-QAM (3.0 MHz, FULL RB) - Left Band Edge



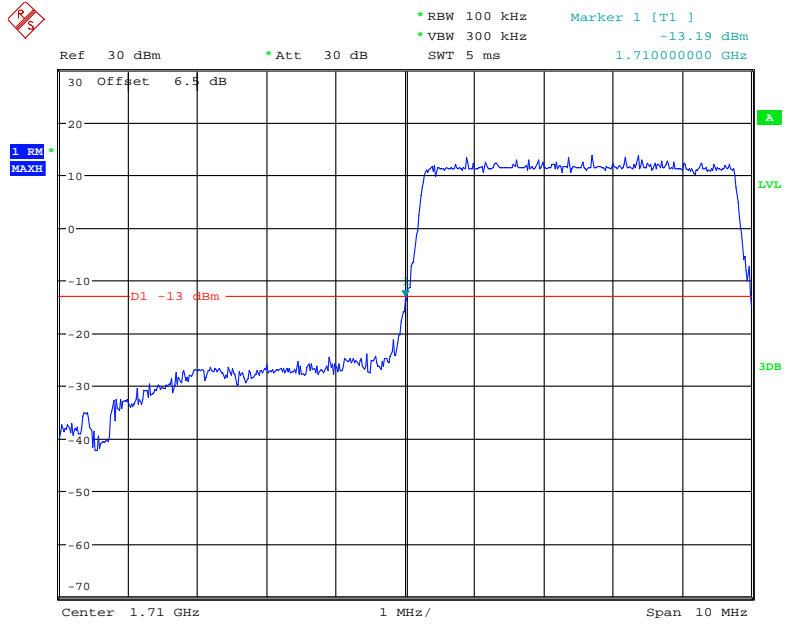
Date: 11.OCT.2020 15:45:23

### 16-QAM (3.0 MHz, FULL RB) - Right Band Edge



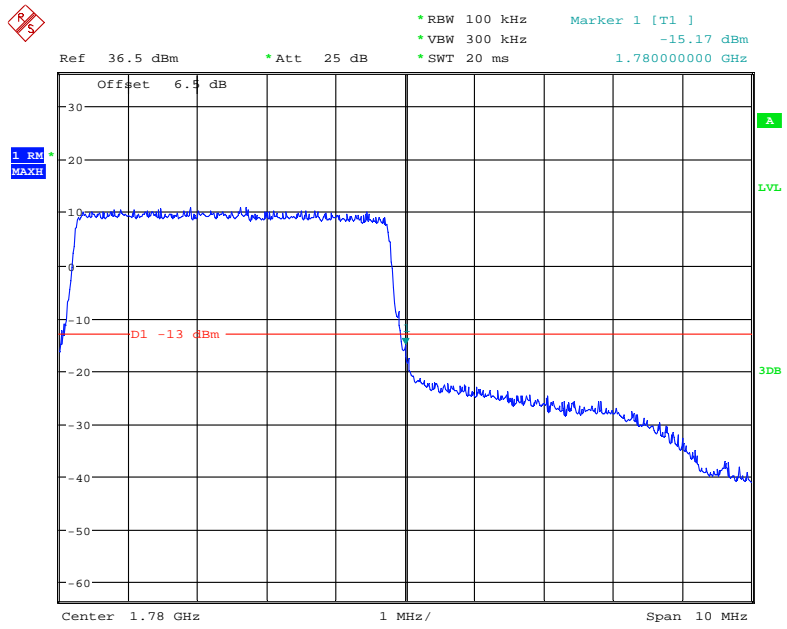
Date: 11.OCT.2020 15:45:58

### QPSK (5.0 MHz, FULL RB) - Left Band Edge



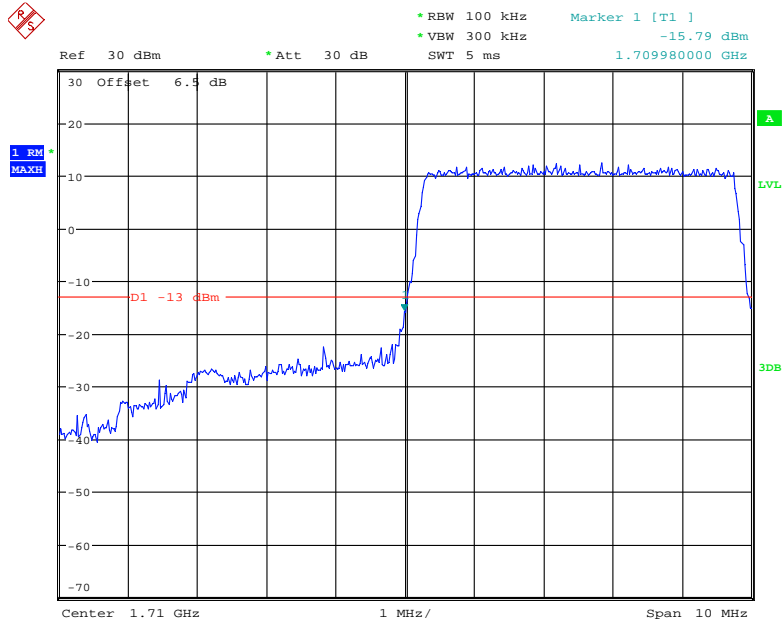
Date: 11.OCT.2020 15:46:23

### QPSK (5.0 MHz, FULL RB) - Right Band Edge



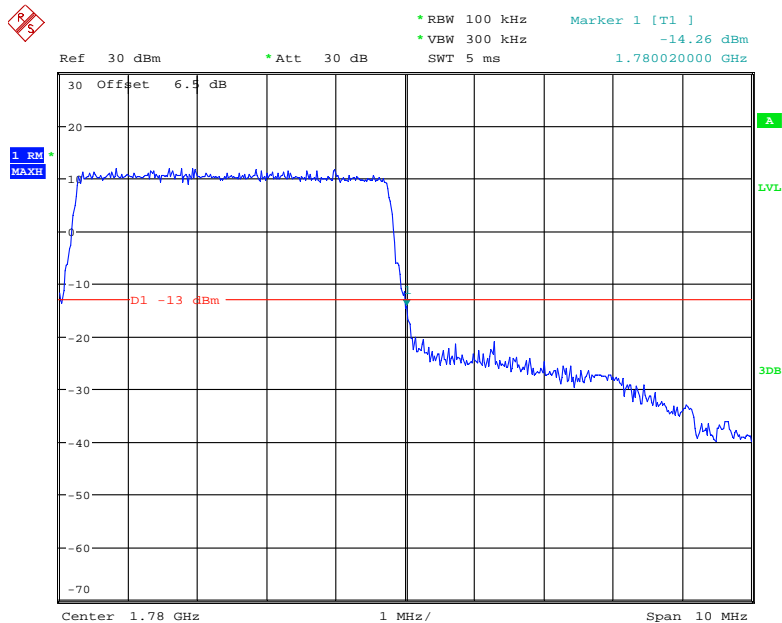
Date: 26.JAN.2021 10:22:19

### 16-QAM (5.0 MHz, FULL RB) - Left Band Edge



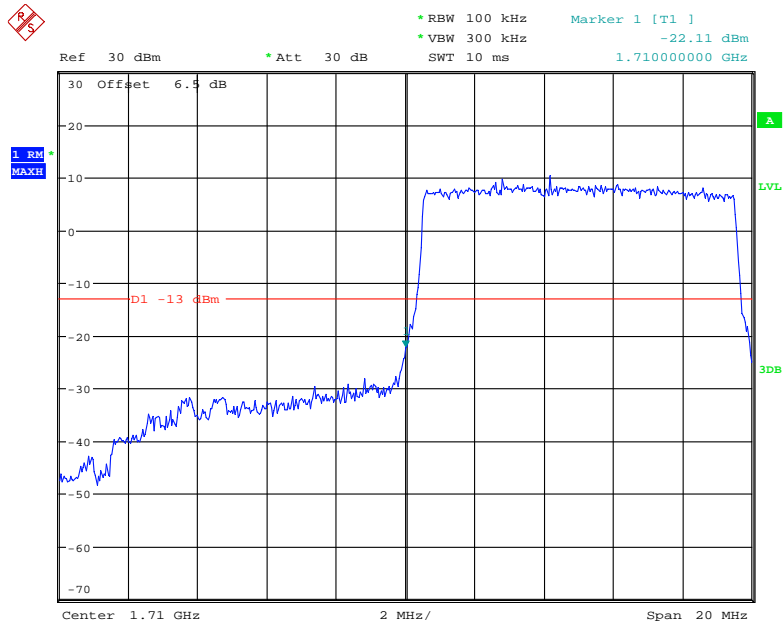
Date: 11.OCT.2020 15:46:38

### 16-QAM (5.0 MHz, FULL RB) - Right Band Edge



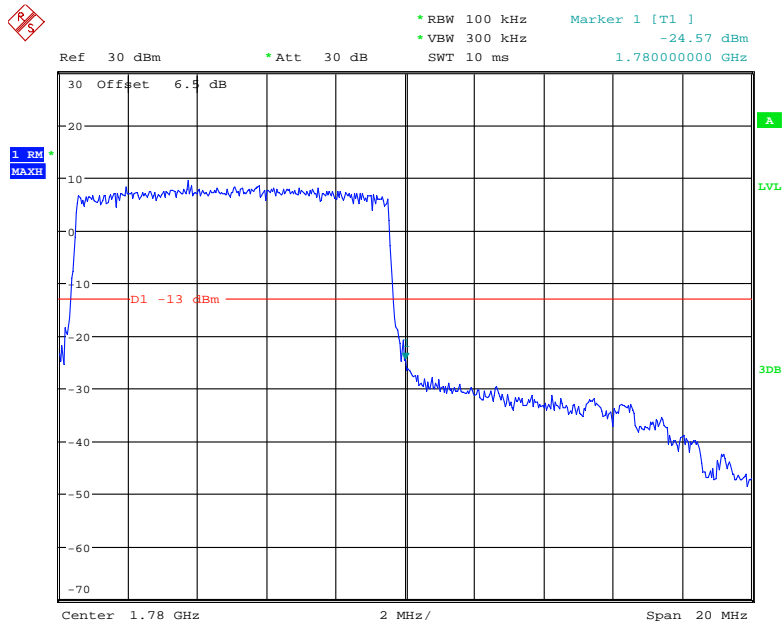
Date: 11.OCT.2020 15:47:13

### QPSK (10.0 MHz, FULL RB) - Left Band Edge



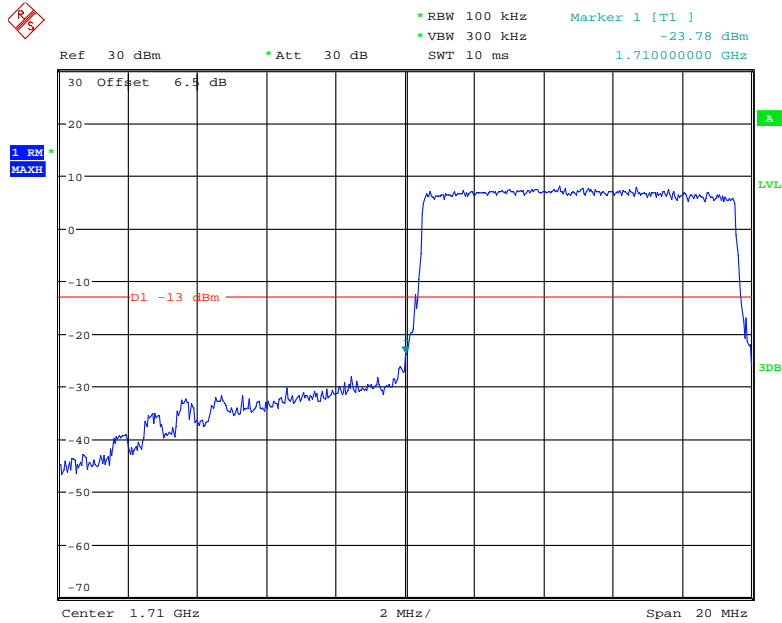
Date: 11.OCT.2020 15:47:34

### QPSK (10.0 MHz, FULL RB) - Right Band Edge



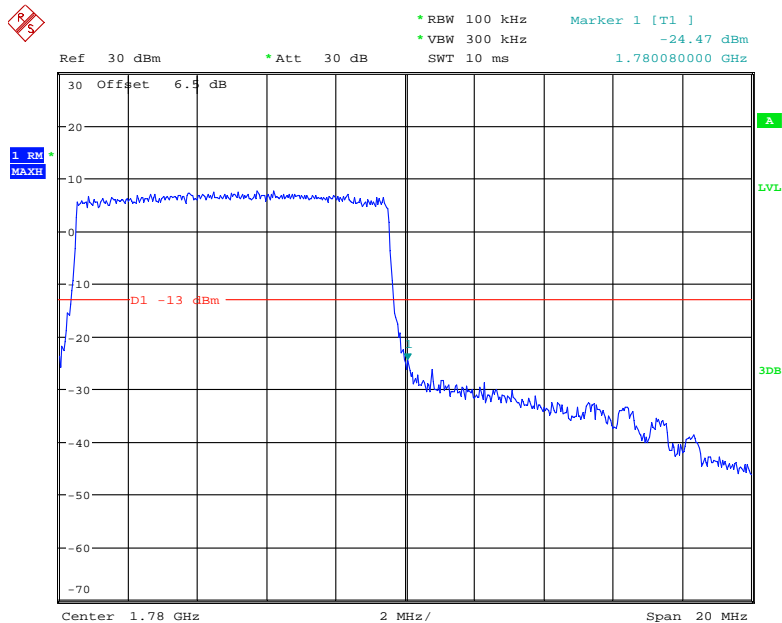
Date: 11.OCT.2020 15:48:08

### 16-QAM (10.0 MHz, FULL RB) - Left Band Edge



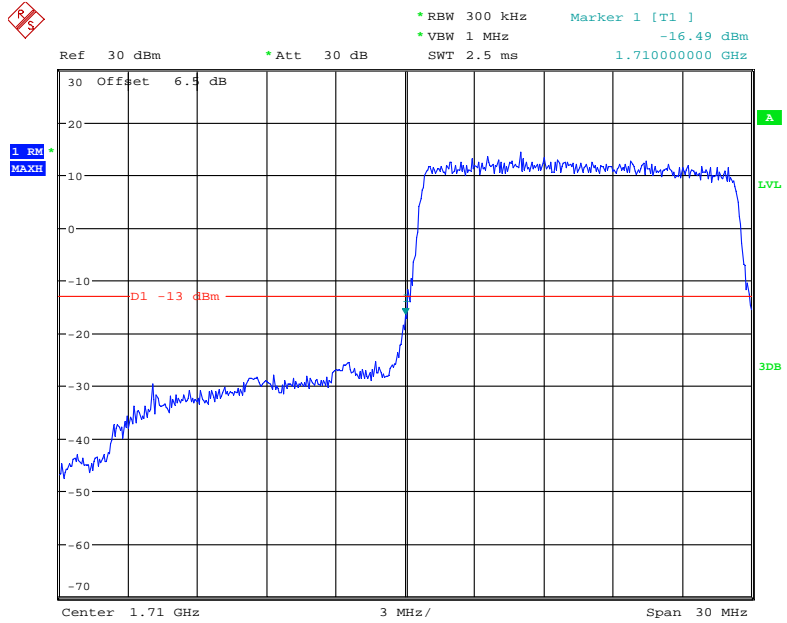
Date: 11.OCT.2020 15:47:50

### 16-QAM (10.0 MHz, FULL RB) - Right Band Edge



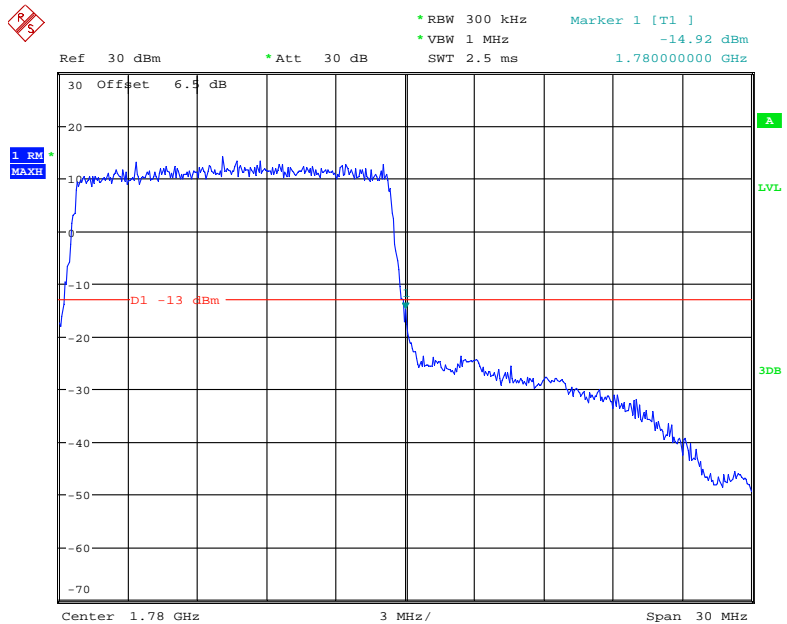
Date: 11.OCT.2020 15:48:34

### QPSK (15.0 MHz, FULL RB) - Left Band Edge



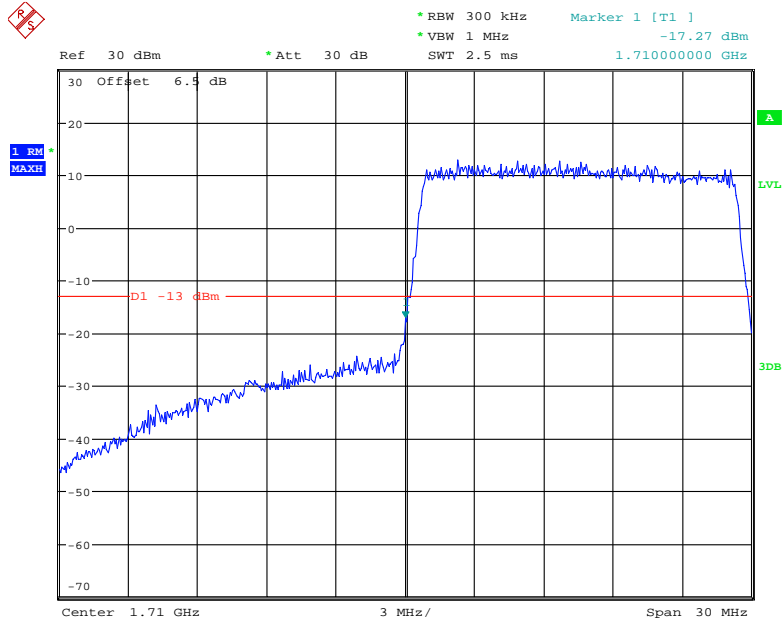
Date: 11.OCT.2020 15:48:57

### QPSK (15.0 MHz, FULL RB) - Right Band Edge



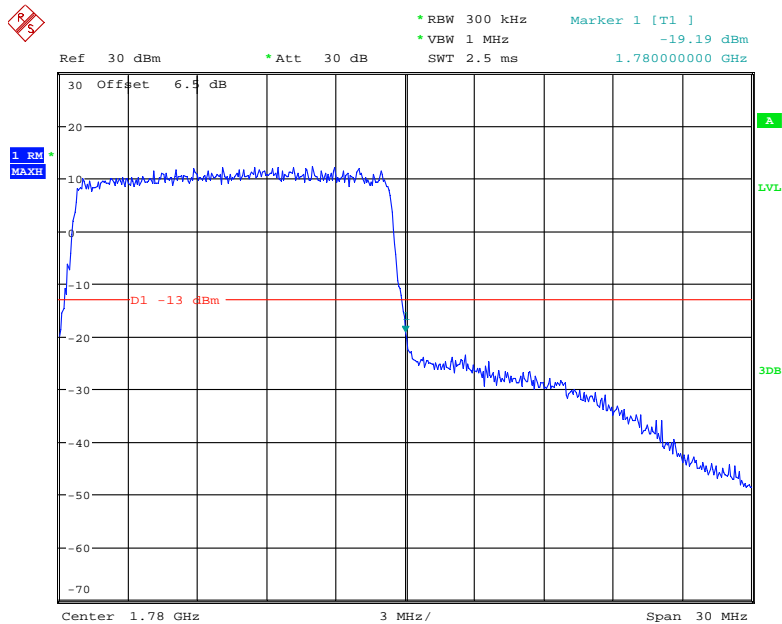
Date: 11.OCT.2020 15:49:36

### 16-QAM (15.0 MHz, FULL RB) - Left Band Edge



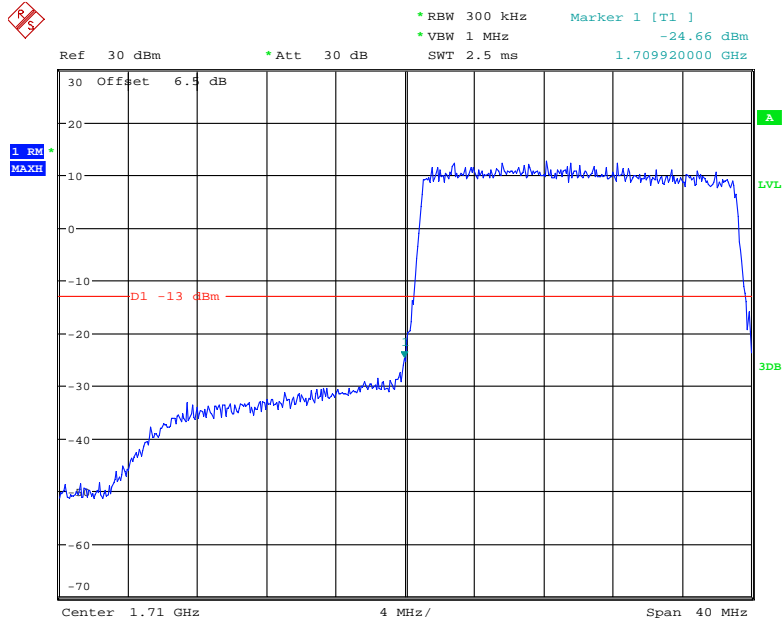
Date: 11.OCT.2020 15:49:16

### 16-QAM (15.0 MHz, FULL RB) - Right Band Edge



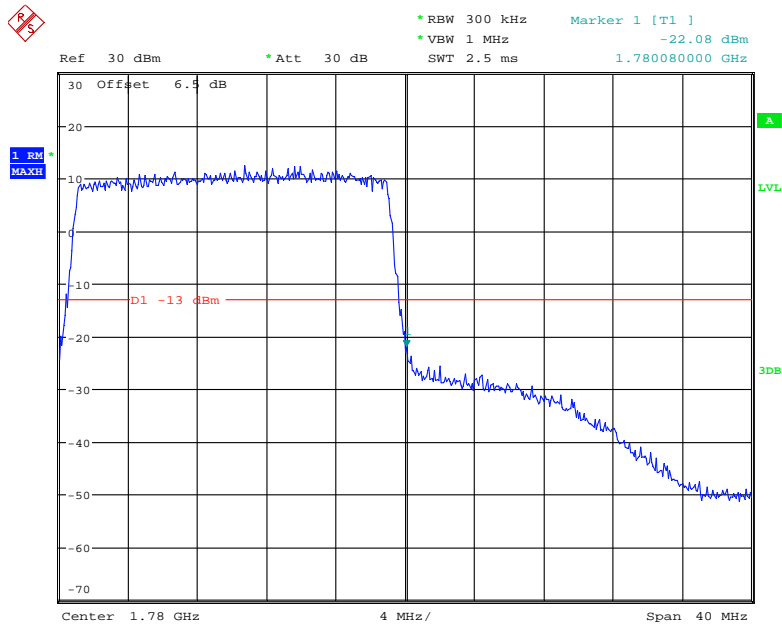
Date: 11.OCT.2020 15:49:53

### QPSK (20.0 MHz, FULL RB) - Left Band Edge



Date: 11.OCT.2020 15:50:16

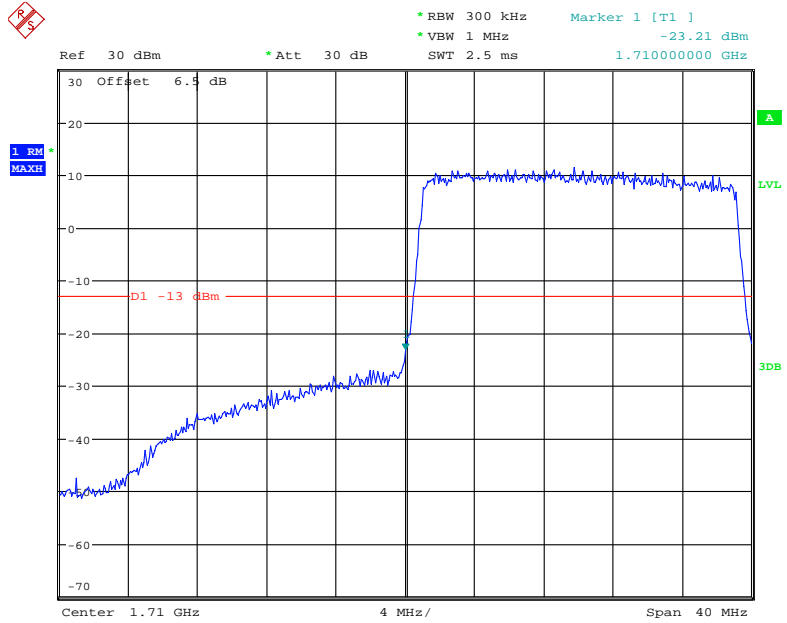
### QPSK (20.0 MHz, FULL RB) - Right Band Edge



Date: 11.OCT.2020 15:51:01

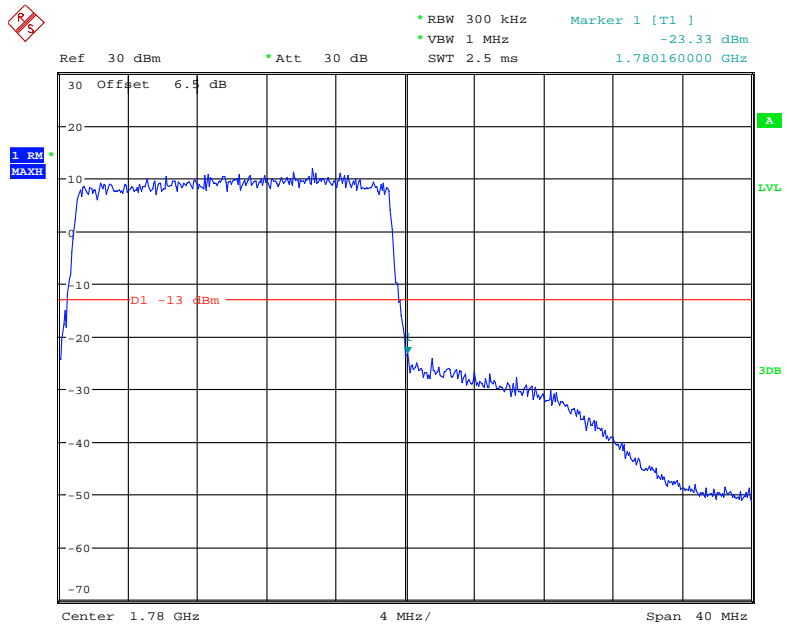


### 16-QAM (20.0 MHz, FULL RB) - Left Band Edge



Date: 11.OCT.2020 15:50:41

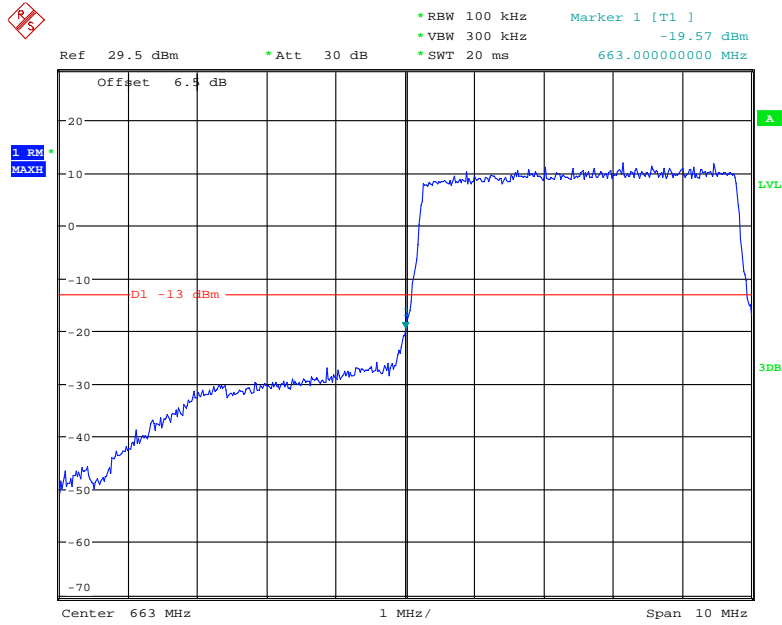
### 16-QAM (20.0 MHz, FULL RB) - Right Band Edge



Date: 11.OCT.2020 15:51:20

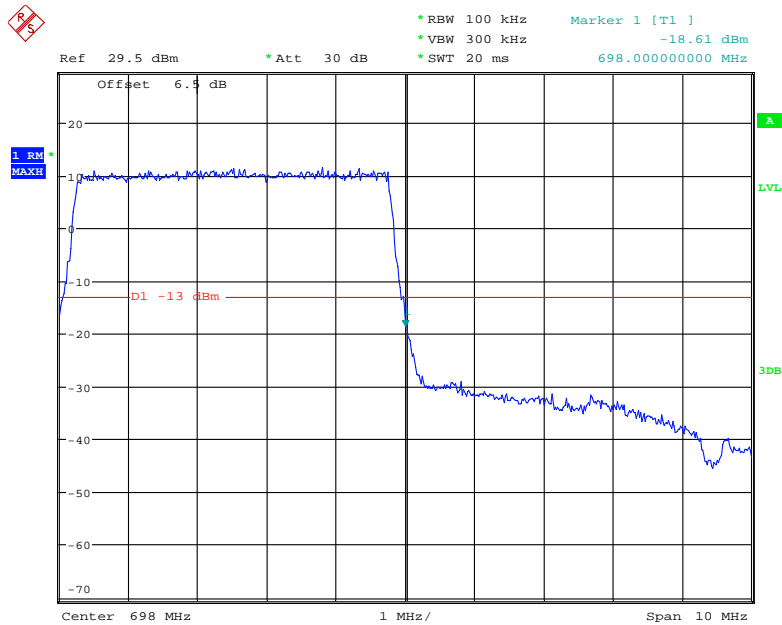
**LTE Band 71:**

**QPSK (5.0 MHz, FULL RB) - Left Band Edge**



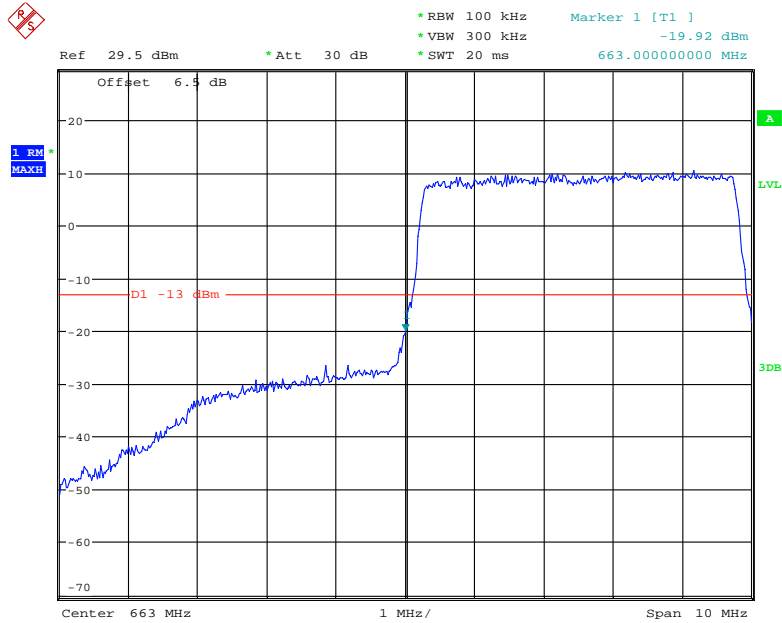
Date: 4.FEB.2021 13:26:54

**QPSK (5.0 MHz, FULL RB) - Right Band Edge**



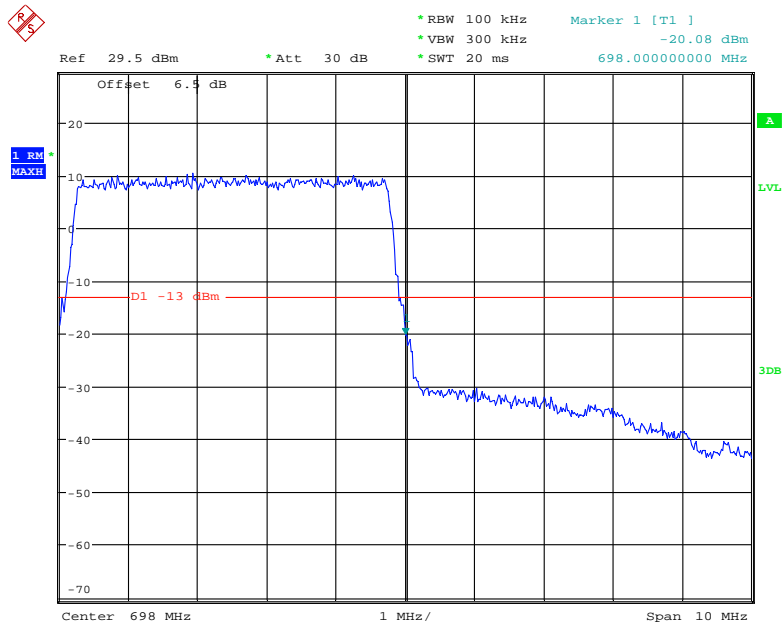
Date: 4.FEB.2021 13:24:49

### 16-QAM (5.0 MHz, FULL RB) - Left Band Edge



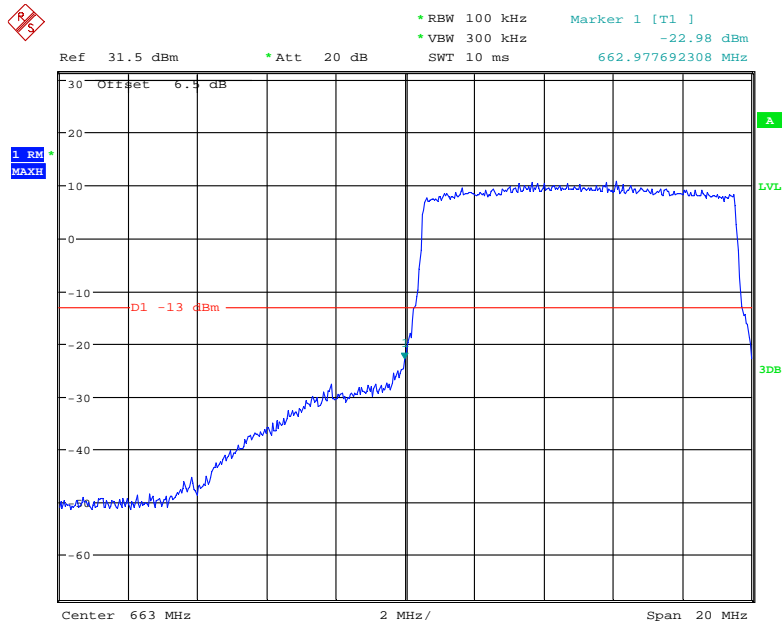
Date: 4.FEB.2021 13:26:39

### 16-QAM (5.0 MHz, FULL RB) - Right Band Edge



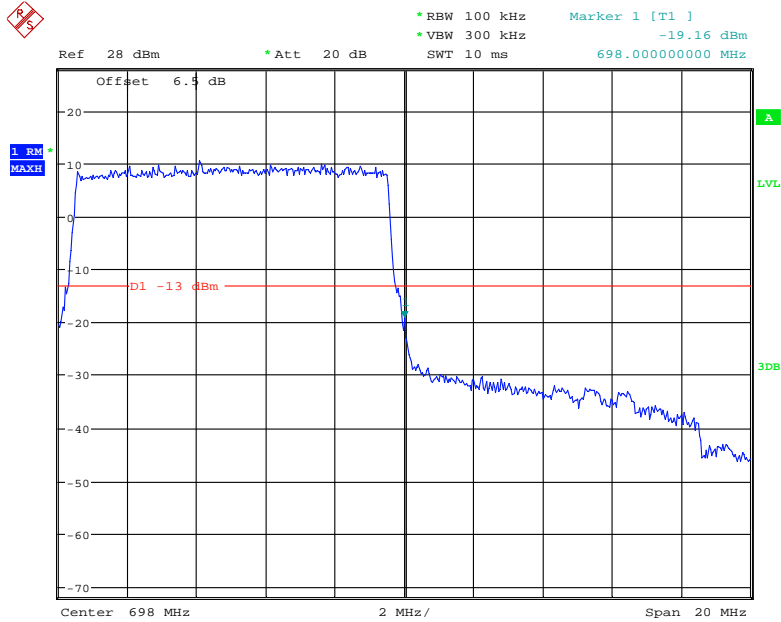
Date: 4.FEB.2021 13:25:37

### QPSK (10.0 MHz, FULL RB) - Left Band Edge



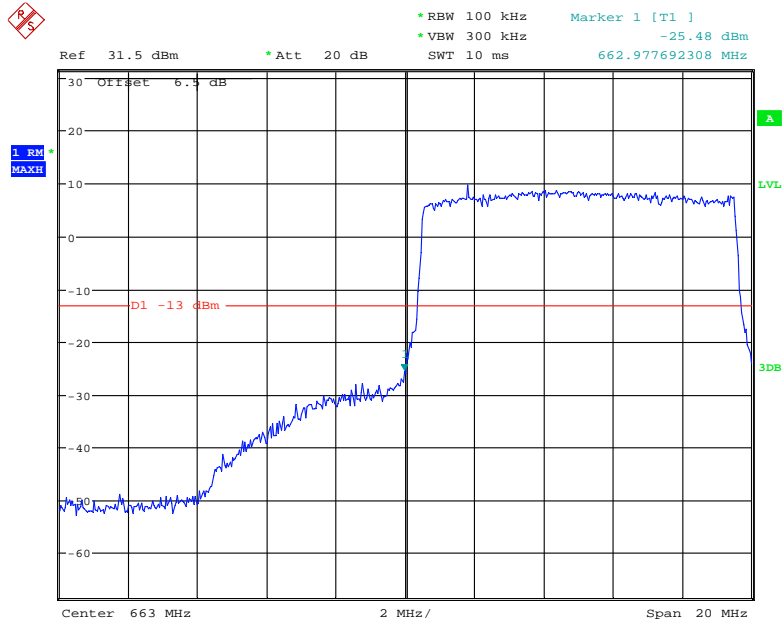
Date: 2.NOV.2020 09:44:46

### QPSK (10.0 MHz, FULL RB) - Right Band Edge



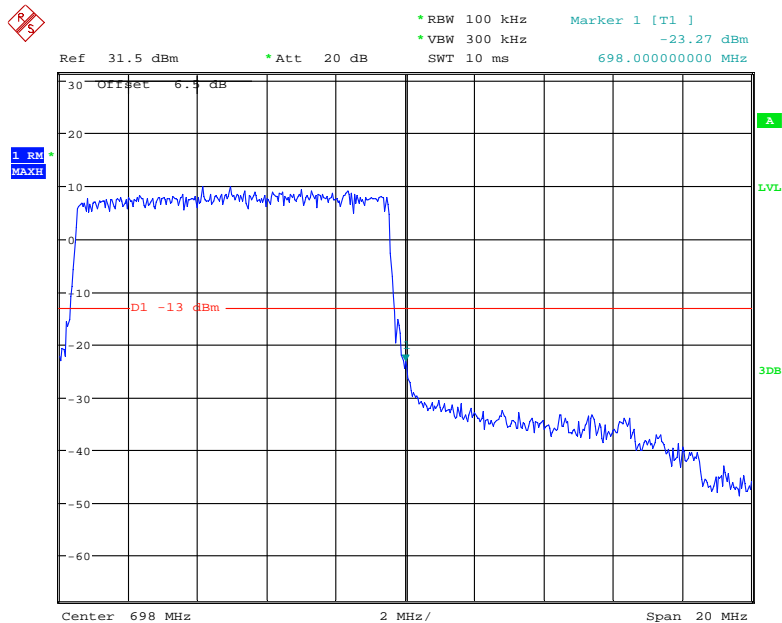
Date: 26.JAN.2021 09:04:56

### 16-QAM (10.0 MHz, FULL RB) - Left Band Edge



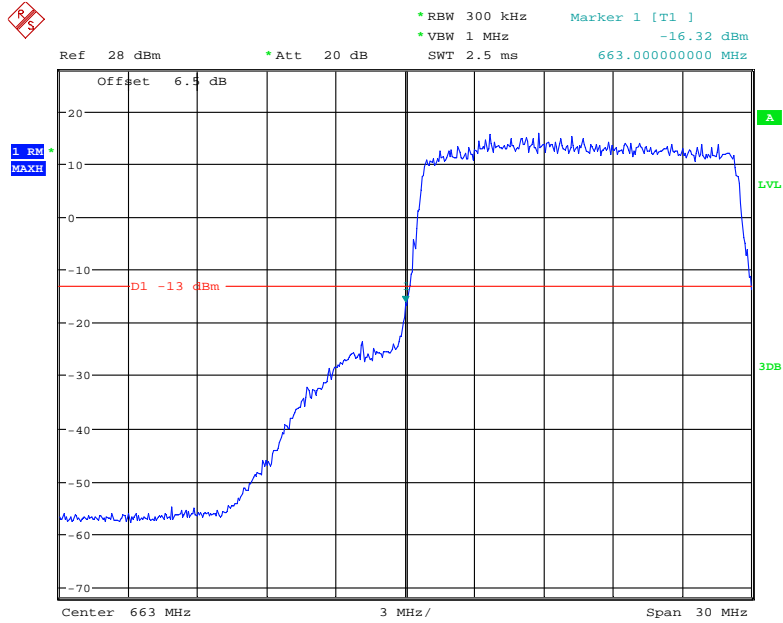
Date: 2.NOV.2020 09:45:03

### 16-QAM (10.0 MHz, FULL RB) - Right Band Edge



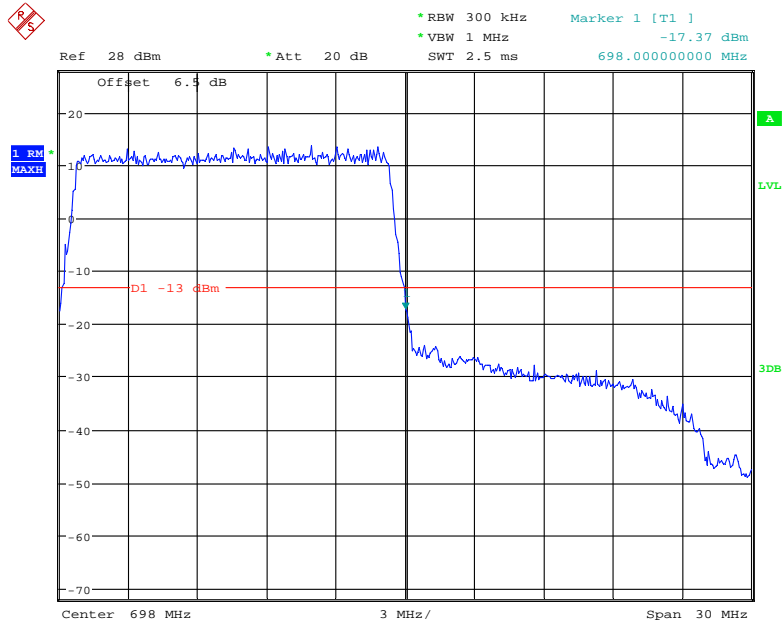
Date: 2.NOV.2020 09:56:25

### QPSK (15.0 MHz, FULL RB) - Left Band Edge



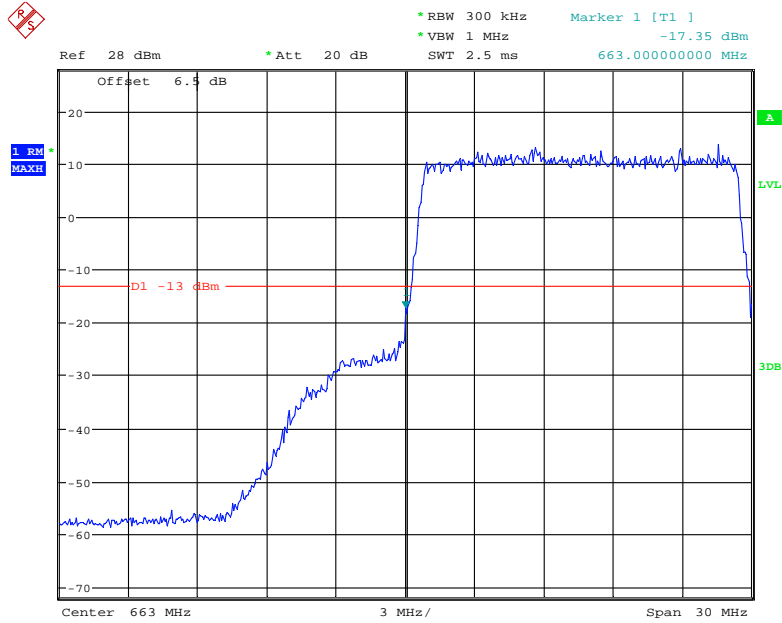
Date: 26.JAN.2021 09:08:55

### QPSK (15.0 MHz, FULL RB) - Right Band Edge



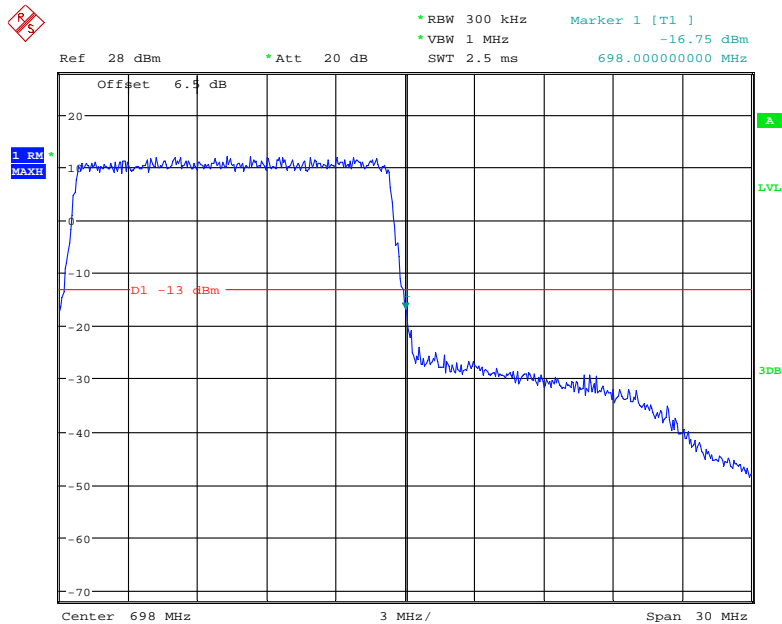
Date: 26.JAN.2021 09:11:09

### 16-QAM (15.0 MHz, FULL RB) - Left Band Edge



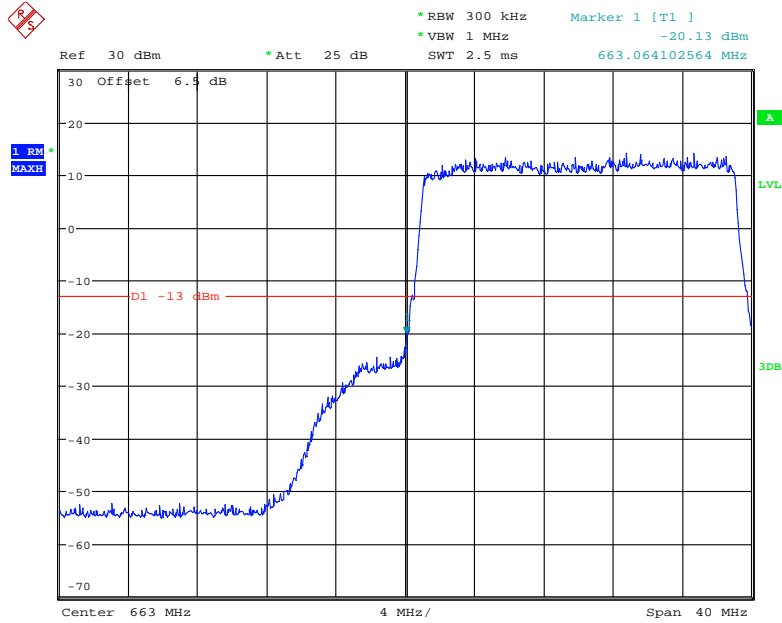
Date: 26.JAN.2021 09:09:20

### 16-QAM (15.0 MHz, FULL RB) - Right Band Edge

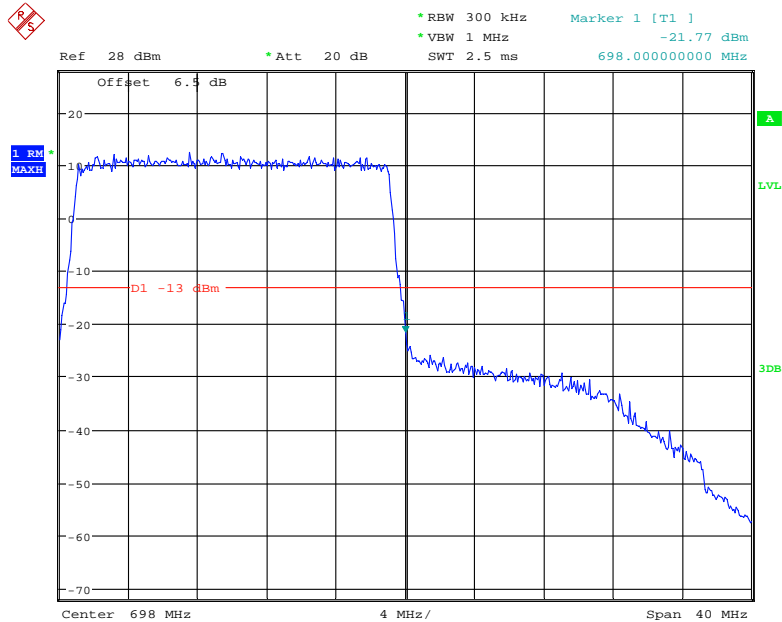


Date: 26.JAN.2021 09:10:41

### QPSK (20.0 MHz, FULL RB) - Left Band Edge

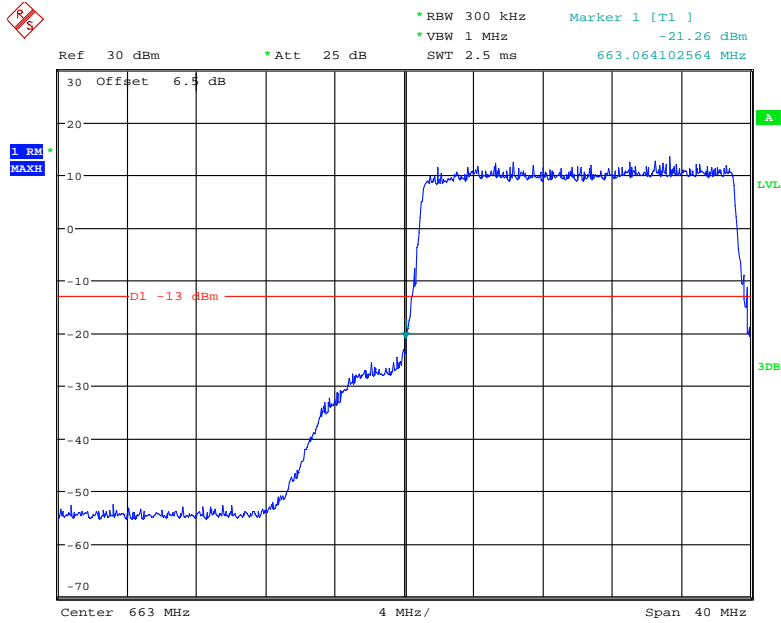


### QPSK (20.0 MHz, FULL RB) - Right Band Edge



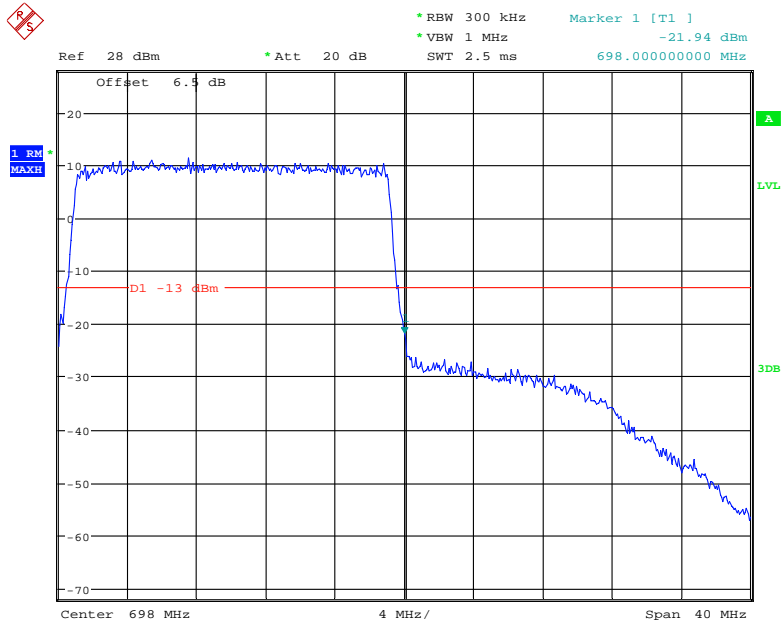


### 16-QAM (20.0 MHz, FULL RB) - Left Band Edge



Date: 26.JAN.2021 10:00:44

### 16-QAM (20.0 MHz, FULL RB) - Right Band Edge



Date: 26.JAN.2021 09:13:44

**FCC § 2.1055; § 22.355; § 24.235; §27.54; §90.539 - FREQUENCY STABILITY**

**Applicable Standard**

FCC § 2.1055, §22.355, §24.235 , & §27.54 and §90.539.

According to FCC §2.1055, the frequency stability shall be sufficient to ensure that the fundamental emissions stay within the authorized bands of operation.

According to §22.355, the carrier frequency of each transmitter in the Public Mobile Services must be maintained within the tolerances given in Table below:

Frequency Tolerance for Transmitters in the Public Mobile Services

Frequency Range (MHz)	Base, fixed (ppm)	Mobile ≤ 3 watts (ppm)	Mobile > 3 watts (ppm)
25 to 50	20.0	20.0	50.0
50 to 450	5.0	5.0	50.0
450 to 512	2.5	5.0	5.0
821 to 896	1.5	2.5	2.5
928 to 929.	5.0	N/A	N/A
929 to 960.	1.5	N/A	N/A
2110 to 2220	10.0	N/A	N/A

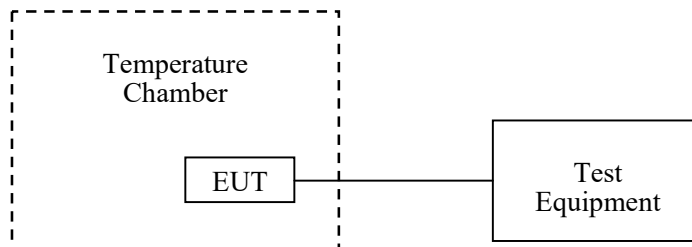
According to §24.235, the frequency stability shall be sufficient to ensure that the fundamental emissions stays within the authorized frequency block.

**Test Procedure**

Frequency Stability vs. Temperature: The equipment under test was connected to an external DC power supply and the RF output was connected to communication test set via feed-through attenuators. The EUT was placed inside the temperature chamber. The DC leads and RF output cable exited the chamber through an opening made for the purpose.

After the temperature stabilized for approximately 20 minutes, the frequency output was recorded from the communication test set.

Frequency Stability vs. Voltage: For hand carried, battery powered equipment; reduce primary supply voltage to the battery operating end point which shall be specified by the manufacturer.



**Test Data**

**Environmental Conditions**

<b>Temperature:</b>	24 °C
<b>Relative Humidity:</b>	52 %
<b>ATM Pressure:</b>	101.0 kPa

*The testing was performed by Coco Liu from 2020-10-14 to 2021-01-25.*

*EUT operation mode: Transmitting*

**Test Result: Pass**

*Please refer to the following tables.*

**Cellular Band (Part 22H)**

**WCDMA Mode**

<b>Middle Channel, <math>f_0 = 836.6\text{MHz}</math></b>				
<b>Temperature (°C)</b>	<b>Voltage Supplied (V<sub>DC</sub>)</b>	<b>Frequency Error (Hz)</b>	<b>Frequency Error (ppm)</b>	<b>Limit (ppm)</b>
-30	12	5	0.0060	2.5
-20		-2	-0.0024	2.5
-10		1	0.0012	2.5
0		-4	-0.0048	2.5
10		5	0.0060	2.5
20		2	0.0024	2.5
30		-3	-0.0036	2.5
40		1	0.0012	2.5
50		5	0.0060	2.5
20		V min.= 8.1	6	0.0072
	V max.= 26.4	2	0.0024	2.5

**PCS Band (Part 24E)**

**WCDMA Mode**

Middle Channel, $f_0 = 1880.0$ MHz				
Temperature (°C)	Voltage Supplied (V <sub>DC</sub> )	Frequency Error (Hz)	Frequency Error (ppm)	Result
-30	12	6	0.0032	pass
-20		-2	-0.0011	pass
-10		3	0.0016	pass
0		-4	-0.0021	pass
10		5	0.0027	pass
20		2	0.0011	pass
30		-5	-0.0027	pass
40		1	0.0005	pass
50		3	0.0016	pass
20		V min.= 8.1	6	0.0032
	V max.= 26.4	7	0.0037	pass

**AWS Band (Part 27)**

Temperature (°C)	Power Supplied (V <sub>DC</sub> )	F <sub>L</sub> (MHz)	F <sub>H</sub> (MHz)	F <sub>L</sub> Limit (MHz)	F <sub>H</sub> Limit (MHz)
-30	12	1710.4483	1754.5502	1710	1755
-20		1710.5524	1754.5723	1710	1755
-10		1710.4854	1754.5756	1710	1755
0		1710.5388	1754.3405	1710	1755
10		1710.3227	1754.3498	1710	1755
20		1710.5751	1754.3903	1710	1755
30		1710.5692	1754.4707	1710	1755
40		1710.5123	1754.3673	1710	1755
50		1710.3085	1754.5441	1710	1755
20		V min.= 8.1	1710.3676	1754.5287	1710
	V max.= 26.4	1710.3127	1754.5523	1710	1755

LTE:  
QPSK:

Band 2:

10.0 MHz Middle Channel, f <sub>0</sub> =1880MHz				
Temperature (°C)	Voltage Supplied (V <sub>DC</sub> )	Frequency Error (Hz)	Frequency Error (ppm)	Result
-30	12	6	0.0032	pass
-20		-8	-0.0043	pass
-10		3	0.0016	pass
0		4	0.0021	pass
10		-6	-0.0032	pass
20		2	0.0011	pass
30		-5	-0.0027	pass
40		1	0.0005	pass
50		7	0.0037	pass
20		V min.= 8.1	3	0.0016
	V max.= 26.4	6	0.0032	pass

Band 4:

10 MHz Bandwidth					
Temperature (°C)	Power Supplied (V <sub>DC</sub> )	F <sub>L</sub> (MHz)	F <sub>H</sub> (MHz)	F <sub>L</sub> Limit (MHz)	F <sub>H</sub> Limit (MHz)
-30	12	1710.1813	1754.9538	1710	1755
-20		1710.2508	1754.7756	1710	1755
-10		1710.1142	1754.9512	1710	1755
0		1710.0205	1754.9925	1710	1755
10		1710.2025	1754.8341	1710	1755
20		1710.1994	1754.8147	1710	1755
30		1710.0902	1754.7814	1710	1755
40		1710.2126	1754.8473	1710	1755
50		1710.1935	1754.7945	1710	1755
20		V min.= 8.1	1710.1519	1754.9348	1710
	V max.= 26.4	1710.2584	1754.9043	1710	1755

**Band 5:**

10.0 MHz Middle Channel, $f_0=836.5\text{MHz}$				
Temperature (°C)	Voltage Supplied (V <sub>DC</sub> )	Frequency Error (Hz)	Frequency Error (ppm)	Limit (ppm)
-30	12	3	0.0036	2.5
-20		-8	-0.0096	2.5
-10		4	0.0048	2.5
0		4	0.0048	2.5
10		-6	-0.0072	2.5
20		0	0.0000	2.5
30		-5	-0.0060	2.5
40		1	0.0012	2.5
50		7	0.0084	2.5
20		V min.= 8.1	5	0.0060
	V max.= 26.4	-2	0.0024	2.5

**Band 12:**

10 MHz Bandwidth					
Temperature (°C)	Power Supplied (V <sub>DC</sub> )	F <sub>L</sub> (MHz)	F <sub>H</sub> (MHz)	F <sub>L</sub> Limit (MHz)	F <sub>H</sub> Limit (MHz)
-30	12	699.0029	715.8195	699	716
-20		699.0317	715.9839	699	716
-10		699.0818	715.8234	699	716
0		699.1002	715.9254	699	716
10		699.0856	715.9173	699	716
20		699.188	715.7985	699	716
30		699.2591	715.7260	699	716
40		699.0212	715.8306	699	716
50		699.2704	715.7012	699	716
20		V min.= 8.1	699.1879	715.8189	699
	V max.= 26.4	699.0511	715.7536	699	716

**Band 13:**

10 MHz Bandwidth					
Temperature (°C)	Power Supplied (V <sub>DC</sub> )	F <sub>L</sub> (MHz)	F <sub>H</sub> (MHz)	F <sub>L</sub> Limit (MHz)	F <sub>H</sub> Limit (MHz)
-30	12	777.001	786.7375	777	787
-20		777.2417	786.7673	777	787
-10		777.212	786.8997	777	787
0		777.1515	786.9093	777	787
10		777.165	786.9300	777	787
20		777.2018	786.9660	777	787
30		777.1711	786.7643	777	787
40		777.1016	786.7231	777	787
50		777.228	786.8120	777	787
20	V min.= 8.1	777.2772	786.8999	777	787
	V max.= 26.4	777.0135	786.7521	777	787

**Band 14:**

10.0 MHz Middle Channel, f <sub>0</sub> =793MHz				
Temperature (°C)	Voltage Supplied (V <sub>DC</sub> )	Frequency Error (Hz)	Frequency Error (ppm)	Limit (ppm)
-30	12	-1	-0.0013	1.25
-20		-7	-0.0088	1.25
-10		-8	-0.0101	1.25
0		-8	-0.0101	1.25
10		6	0.0076	1.25
20		-7	-0.0088	1.25
30		7	0.0088	1.25
40		9	0.0113	1.25
50		7	0.0088	1.25
20	V min.= 8.1	9	0.0113	1.25
	V max.= 26.4	-7	-0.0088	1.25

**Band 66:**

10 MHz Bandwidth					
Temperature (°C)	Power Supplied (V <sub>DC</sub> )	F <sub>L</sub> (MHz)	F <sub>H</sub> (MHz)	F <sub>L</sub> Limit (MHz)	F <sub>H</sub> Limit (MHz)
-30	12	1710.0045	1779.8425	1710	1780
-20		1710.1241	1779.9548	1710	1780
-10		1710.1336	1779.7120	1710	1780
0		1710.2917	1779.7211	1710	1780
10		1710.21	1779.9044	1710	1780
20		1710.238	1779.9853	1710	1780
30		1710.1875	1779.7039	1710	1780
40		1710.2322	1779.9369	1710	1780
50		1710.0586	1779.9184	1710	1780
20		V min.= 8.1	1710.2781	1779.8083	1710
	V max.= 26.4	1710.2486	1779.8262	1710	1780

**Band 71:**

10 MHz Bandwidth					
Temperature (°C)	Power Supplied (V <sub>DC</sub> )	F <sub>L</sub> (MHz)	F <sub>H</sub> (MHz)	F <sub>L</sub> Limit (MHz)	F <sub>H</sub> Limit (MHz)
-30	12	663.1582	697.9858	663	698
-20		663.1433	697.9189	663	698
-10		663.1581	697.8377	663	698
0		663.1335	697.9975	663	698
10		663.1358	697.8511	663	698
20		663.0251	697.7202	663	698
30		663.1927	697.9517	663	698
40		663.2921	697.8368	663	698
50		663.2994	697.7397	663	698
20		V min.= 8.1	663.275	697.9830	663
	V max.= 26.4	663.1697	697.7359	663	698



**16QAM:**

**Band 2:**

10.0 MHz Middle Channel, $f_0 = 1880\text{MHz}$				
Temperature (°C)	Voltage Supplied (V <sub>DC</sub> )	Frequency Error (Hz)	Frequency Error (ppm)	Result
-30	12	-9	-0.0048	pass
-20		-7	-0.0037	pass
-10		10	0.0053	pass
0		-8	-0.0043	pass
10		-10	-0.0053	pass
20		-10	-0.0053	pass
30		-7	-0.0037	pass
40		-9	-0.0048	pass
50		6	0.0032	pass
20		V min.= 8.1	6	0.0032
	V max.= 26.4	8	0.0043	pass

**Band 4:**

10 MHz Bandwidth					
Temperature (°C)	Power Supplied (V <sub>DC</sub> )	F <sub>L</sub> (MHz)	F <sub>H</sub> (MHz)	F <sub>L</sub> Limit (MHz)	F <sub>H</sub> Limit (MHz)
-30	12	1710.2694	1754.7557	1710	1755
-20		1710.2703	1754.7632	1710	1755
-10		1710.2679	1754.7598	1710	1755
0		1710.2653	1754.7569	1710	1755
10		1710.2657	1754.7584	1710	1755
20		1710.2638	1754.7629	1710	1755
30		1710.2650	1754.7606	1710	1755
40		1710.2670	1754.7597	1710	1755
50		1710.2678	1754.7613	1710	1755
20		V min.= 8.1	1710.2657	1754.7573	1710
	V max.= 26.4	1710.2702	1754.7579	1710	1755

**Band 5:**

10.0 MHz Middle Channel, $f_o = 836.5\text{MHz}$				
Temperature (°C)	Voltage Supplied (V <sub>DC</sub> )	Frequency Error (Hz)	Frequency Error (ppm)	Limit (ppm)
-30	12	-8	-0.0096	2.5
-20		8	0.0096	2.5
-10		-9	-0.0108	2.5
0		9	0.0108	2.5
10		-7	-0.0084	2.5
20		8	0.0096	2.5
30		6	0.0072	2.5
40		-6	-0.0072	2.5
50		-6	-0.0072	2.5
20		V min.= 8.1	6	0.0072
	V max.= 26.4	-7	-0.0084	2.5

**Band 12:**

10 MHz Bandwidth					
Temperature (°C)	Power Supplied (V <sub>DC</sub> )	F <sub>L</sub> (MHz)	F <sub>H</sub> (MHz)	F <sub>L</sub> Limit (MHz)	F <sub>H</sub> Limit (MHz)
-30	12	699.0386	715.9696	699	716
-20		699.0356	715.9621	699	716
-10		699.0399	715.9676	699	716
0		699.0347	715.9672	699	716
10		699.0356	715.9650	699	716
20		699.0406	715.9636	699	716
30		699.0354	715.9625	699	716
40		699.0341	715.9643	699	716
50		699.0386	715.9632	699	716
20		V min.= 8.1	699.0366	715.9664	699
	V max.= 26.4	699.0347	715.9671	699	716

**Band 13:**

10 MHz Bandwidth					
Temperature (°C)	Power Supplied (V <sub>DC</sub> )	F <sub>L</sub> (MHz)	F <sub>H</sub> (MHz)	F <sub>L</sub> Limit (MHz)	F <sub>H</sub> Limit (MHz)
-30	12	777.0315	786.9215	777	787
-20		777.0361	786.9247	777	787
-10		777.0356	786.9242	777	787
0		777.0362	786.9272	777	787
10		777.0314	786.9230	777	787
20		777.0334	786.9246	777	787
30		777.0339	786.9215	777	787
40		777.0313	786.9240	777	787
50		777.0299	786.9248	777	787
20		V min.= 8.1	777.0344	786.9255	777
	V max.= 26.4	777.0342	786.9207	777	787

**Band 14:**

10.0 MHz Middle Channel, f <sub>0</sub> =793MHz				
Temperature (°C)	Voltage Supplied (V <sub>DC</sub> )	Frequency Error (Hz)	Frequency Error (ppm)	Limit (ppm)
-30	12	-1	-0.0013	1.25
-20		-9	-0.0113	1.25
-10		6	0.0076	1.25
0		9	0.0113	1.25
10		-9	-0.0113	1.25
20		8	0.0101	1.25
30		-8	-0.0101	1.25
40		-5	-0.0063	1.25
50		8	0.0101	1.25
20		V min.= 8.1	-8	-0.0101
	V max.= 26.4	6	0.0076	1.25

**Band 66:**

10 MHz Bandwidth					
Temperature (°C)	Power Supplied (V <sub>DC</sub> )	F <sub>L</sub> (MHz)	F <sub>H</sub> (MHz)	F <sub>L</sub> Limit (MHz)	F <sub>H</sub> Limit (MHz)
-30	12	1710.0283	1779.8371	1710	1780
-20		1710.0249	1779.8401	1710	1780
-10		1710.0256	1779.8375	1710	1780
0		1710.0273	1779.8351	1710	1780
10		1710.0246	1779.8365	1710	1780
20		1710.0255	1779.8342	1710	1780
30		1710.0219	1779.8349	1710	1780
40		1710.0255	1779.8363	1710	1780
50		1710.0219	1779.8383	1710	1780
20		V min.= 8.1	1710.0274	1779.8364	1710
	V max.= 26.4	1710.0250	1779.8335	1710	1780

**Band 71:**

10 MHz Bandwidth					
Temperature (°C)	Power Supplied (V <sub>DC</sub> )	F <sub>L</sub> (MHz)	F <sub>H</sub> (MHz)	F <sub>L</sub> Limit (MHz)	F <sub>H</sub> Limit (MHz)
-30	12	663.0503	697.8531	663	698
-20		663.0496	697.8527	663	698
-10		663.0434	697.8554	663	698
0		663.0464	697.8586	663	698
10		663.0454	697.8542	663	698
20		663.0441	697.8572	663	698
30		663.0471	697.8560	663	698
40		663.0449	697.8534	663	698
50		663.0465	697.8592	663	698
20		V min.= 8.1	663.0489	697.8540	663
	V max.= 26.4	663.0427	697.8542	663	698

\*\*\*\*\* END OF REPORT \*\*\*\*\*