

Product Number: ZC-B9093G4-SNJ-A

Product Name: 900-930MHz Antenna

Approval Sheet

Customer name: _____

code: ZC-B9093G4-SNJ-A

name: FRP antenna

 (902-928MHz 5dBi)

Supplier confirmation		
to examine	producer	date

Customer signature		
Quality assurance	engineering	purchase

Product Number: ZC-B9093G4-SNJ-A
Product Name: 902-928MHz Antenna

Index:

- 1. Revision History / Page 3**
- 2. Specification / Page 4**
- 3. Characteristics and Reliability Test / Page 5**
- 4. Antenna - S Parameter Test Data / Page 6**
- 5. Mechanical and Packing Drawing / Page 7 ~ 8**

Product Number: ZC-B9093G4-SNJ-A
Product Name: 902-928MHz Antenna


1. Revision History

Revision	Date	Change Notification	Description
1.0	2020.12.30	First edition	

Product Number: ZC-B9093G4-SNJ-A

Product Name: 902-928MHz Antenna

2. Specification

Sample Photo	
	
A. Electrical Characteristics	
Frequency	902~928 MHz
V.S.W.R.	≤ 2.0 @ 902~928MHz
Antenna Gain	4.7 dBi @ 902~928MHz
Efficiency(%)	≥ 60 % @ 902~928MHz
Radiation Pattern	Omni-Directional
Max Input Power	≥ 2 W
Polarization	Linear polarization/Vertical
Impedance	50 Ohm
B. Material & Mechanical Characteristics	
Material of Radiator	CU
Material of Plastic	FRP (white light)
Cable Type	RG-141 50 Ω
Connector Type	N-J Double tooth connector
C. Environmental	
Operation Temperature	- 30 °C ~ + 65 °C
Storage Temperature	- 30 °C ~ + 65 °C
Antenna Color Storage life	< 2 year

Product Number: ZC-B9093G4-SNJ-A

Product Name: 902-928MHz Antenna

3. Characteristics and Reliability Test

Test Items		Test Condition and Procedure	Requirements
C1	V.S.W.R.	Set DUT on Network Analyzer; make individual calibration to test	Directive DUT specification
C2	Antenna Gain	Set DUT on Antenna Chamber; make individual calibration to test	Directive DUT specification
E1	Salt Spray	GB / T 2423 . 17- 93 Temp: 35°C; RH: >= 95%; NaCl solution: >= 5%; Time: 72 hours	After 2 Hours Recovery 1. No Visual Damage 2. Frequency Tol.<= 5%
E2	Humidity	GB / T 2423 . 4 - 93 Temp: 80°C / 12 H; -40°C / 12H RH: >= 90%; Time: 24 hours	After 2 Hours Recovery 1. No Visual Damage 2. Frequency Tol.<= 5%
E3	Thermal Shock	GB / T 2423 . 22 - 87 1 Cycle: - 40°C (30 minutes) to + 80°C (30 minutes) Cycles: 24	After 2 Hours Recovery 1. No Visual Damage 2. Frequency Tol.<= 5%
E4	Life (High Temp.)	GB /T 2423 . 2 - 89 Temp: 80°C; Time: 24 hours	After 2 Hours Recovery 1. No Visual Damage 2. Frequency Tol.<= 5%
R1	RoHS	With Reference to IEC 62321:2008 with flow chart	Directive RoHS 2011/65/EU
R2	PFOS	With Reference to USA EPA 3540C:1996 by LC/MS	Directive RoHS 2006/122/EC
R3	PFOA	With Reference to USA EPA 3540C:1996 by LC/MS	Directive RoHS 2006/122/EC

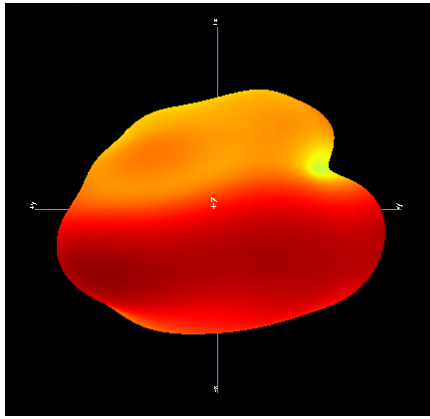
Product Number: ZC-B9093G4-SNJ-A

Product Name: 902-928MHz Antenna

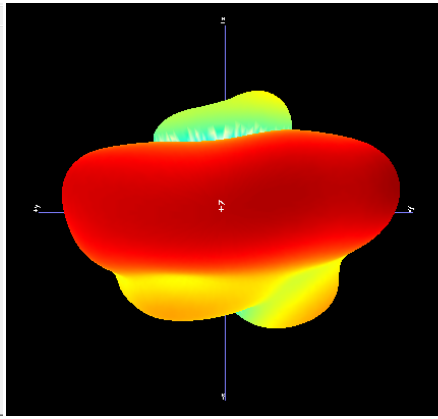
4. Antenna - S Parameter Test Data



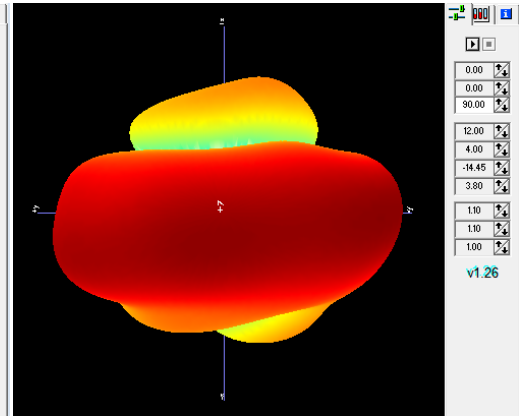
频段 (MHz)	增益 (dB)	效率 (%)
900	4.25	64.81%
910	4.7	68.23%
920	4.59	67.83%
930	4.68	63.27%



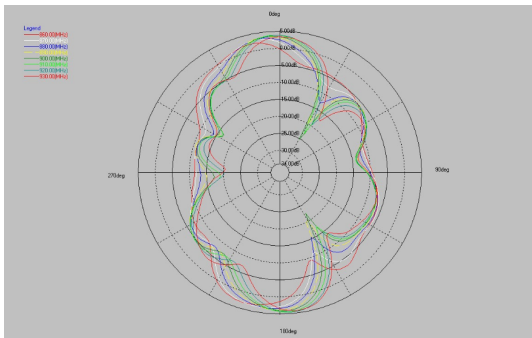
900Mhz



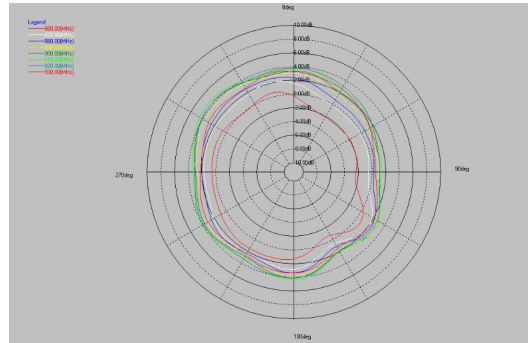
915Mhz



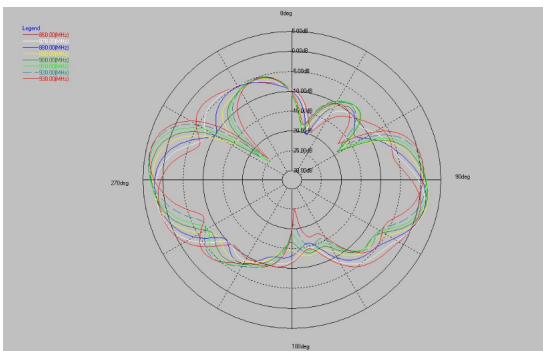
928Mhz



PIN=0



PIN=90

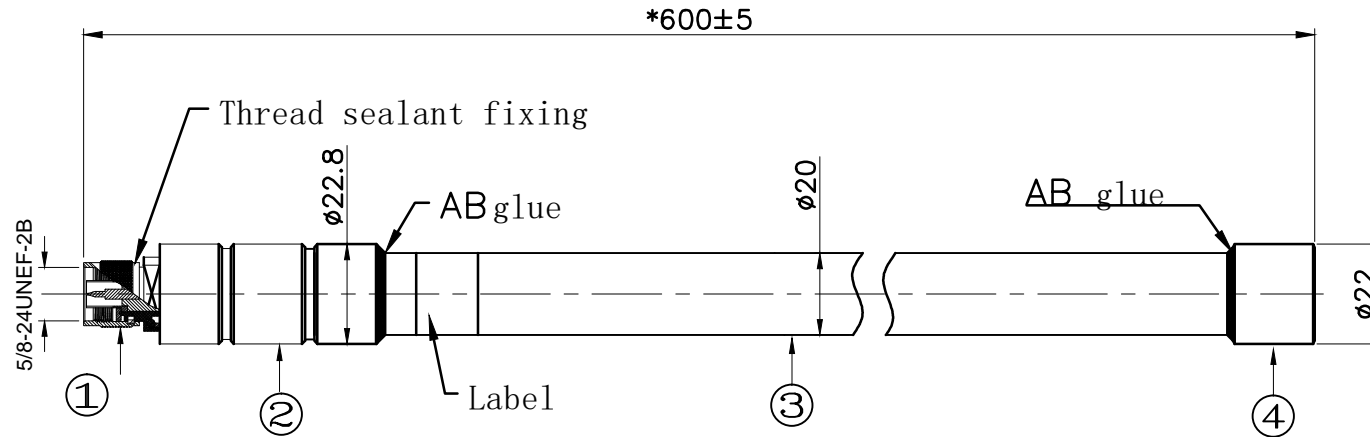


THETA=90

RoHS

Compatible

SIGN	DATE	DESCRIPTION	APPROVER
△			
△			
△			



Note:
 1. Mark * is important dimension; "CpK "Identify for process control (CpK ≥ 1.33).
 2. Tolerance: Unmarked tolerance refer to the standard tolerance please.

label
 LORA Fiberglass Antenna
 Model: ZC-B9093G4-SNJ-A
 Frequency: 902-928MHz
 Gain: 5dBi

Dongguan Chi Electronics Co., Ltd

No.	Part Number	Description	Material	Finish	Q'ty
4	R-HG02-02	Cover	Plastic	L=Ø22*12, ABS.	1
3	HG02-20560	Glass Fiber Tube	Glass Fiber	L=Ø20*560mm	1
2	HG02-01B	Al Sleeve	Al	Ø22.8*60mm	1
1	R-00N-MN8	NJ	Cu	Nickel Plated	1

TITLE: 902-928MHz Antenna					
PART NO.: ZC-B9093G4-SNJ-A			CUSTOMER P/N: /		
APP BY	CHK BY	RF BY	DES BY		Tolerance
			ZLB 2020/12/31		
				UNITS: mm	X.X ±0.5
				SCALE: 1/1	X.XX ±0.2
				REVISION: A	X° ±1

產品包裝規範

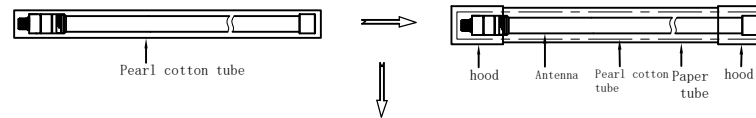
PACKING CRITERION

Date: 2021.12.27

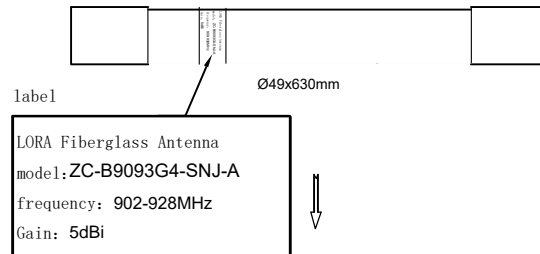
Page: 1 of 1

Part Number : ZC-B9093G4-SNJ-A	Revision : A
Name:902-928MHz Antenna	Customer : ALL

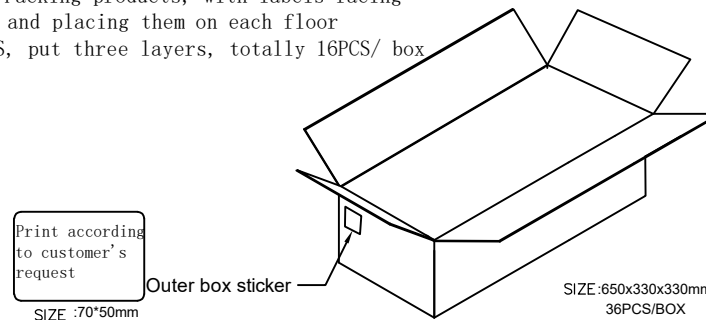
一、 First install the antenna into the pearl cotton tube, and then install the pearl cotton tube into the paper tube ;



二、 Assemble fittings; Fix 1PCS clip code and 1PCS patch cord on paper tube with PE film.



三、 Packing products, with labels facing up, and placing them on each floor 4PCS, put three layers, totally 16PCS/ box



APPROVED BY: _____ CHECKED BY: _____ DESIGNED BY: _____