

Prüfbericht-Nr.: <i>Test report no.:</i>	SE24RYPW-001 Appendix1	Auftrags-Nr.: <i>Order no.:</i>	290100301	Seite 1 von 13 <i>Page 1 of 13</i>
Kunden-Referenz-Nr.: <i>Client reference no.:</i>	2311184	Auftragsdatum: <i>Order date:</i>	2023-02-13	
Auftraggeber: <i>Client:</i>	Wittra Sweden AB			
Prüfgegenstand: <i>Test item:</i>	Wireless Asset Tag			
Bezeichnung / Typ-Nr.: <i>Identification / Type no.:</i>	CXAMELEON-1.0-US / FCC ID:2AYHX00464			
Auftrags-Inhalt: <i>Order content:</i>	Accredited testing according to FCC Part 15C			
Prüfgrundlage: <i>Test specification:</i>	FCC 47 CFR Part 15.247 with parts 15.207 & 15.209 ANSI C63.10: 2013			
Wareneingangsdatum: <i>Date of sample receipt:</i>	2020.12.09			
Prüfmuster-Nr.: <i>Test sample no.:</i>	See section 2.3			
Prüfzeitraum: <i>Testing period:</i>	2020.12.11 - 2021.02.04			
Ort der Prüfung: <i>Place of testing:</i>	Lund, Sweden			
Prüflaboratorium: <i>Testing laboratory:</i>	TÜV Rheinland Sweden			
Prüfergebnis*: <i>Test result*:</i>	Pass			
überprüft von: <i>reviewed by:</i>	X 	genehmigt von: <i>authorized by:</i>	X 	
Datum: 2024.03.26 <i>Date:</i>	Signed by: Fariborz Abasi	Datum: 2024.03.26 <i>Date:</i>	Signed by: Hakan Ahlberg	
Stellung / Position:	Senior Technical Expert	Stellung / Position:	Lab Manager	
Sonstiges / Other:	Note: This reports contains information for Bluetooth Low Energy measurements only			
Zustand des Prüfgegenstandes bei Anlieferung: <i>Condition of the test item at delivery:</i>	Prüfmuster vollständig und unbeschädigt <i>Test item complete and undamaged</i>			
* Legende:	1 = sehr gut P(ass) = entspricht o.g. Prüfgrundlage(n)	2 = gut F(ail) = entspricht nicht o.g. Prüfgrundlage(n)	3 = befriedigend N/A = nicht anwendbar	4 = ausreichend N/T = nicht getestet
* Legend:	1 = very good P(ass) = passed a.m. test specification(s)	2 = good F(ail) = failed a.m. test specification(s)	3 = satisfactory N/A = not applicable	4 = sufficient N/T = not tested
<p>Dieser Prüfbericht bezieht sich nur auf das o.g. Prüfmuster und darf ohne Genehmigung der Prüfstelle nicht auszugsweise vervielfältigt werden. Dieser Bericht berechtigt nicht zur Verwendung eines Prüfzeichens. <i>This test report only relates to the a. m. test sample. Without permission of the test center this test report is not permitted to be duplicated in extracts.</i></p>				

Revision History SE24RYPW-001 Appendix1 SE24RYPW-001 Appendix1

REVISION	DATE	REMARKS	AUTHOR
001	2024.03.26	First release, based on report 60437588-004, updated with the new name/ID for filing	Fariborz Abasi

Note: Latest revision report will replace all previous reports

This report based on FCC Part 15.247 Template version 1.2

Table of Contents

1.	GENERAL INFORMATION	3
1.1	Test Site	3
1.2	Client Information	3
2.	Photographs	4
2.1	Photographs of the EUT	4
2.2	Test Setup Photographs: Radiated Emission 9 kHz – 30 MHz	6
2.3	Test Setup Photographs: Radiated Emission 30 MHz – 1 GHz	9
2.4	Test Setup Photographs: Radiated Emissions 1 GHz – 18 GHz	10
2.5	Test Setup Photographs: Radiated Emissions 18 GHz – 40 GHz	11
2.6	Test Setup Photographs: Conducted Emissions	12
2.7	Test Setup Photographs: Conducted RF	13

1. GENERAL INFORMATION

1.1 Test Site

Test Facility:	TÜV Rheinland Sweden AB
Address:	Mobilvägen 10
	223 62 Lund
	Sweden
Swedac Registration Number:	10325
FCC Test Firm Registration Number:	517458
ISED Test Site Registration Number:	24753

1.2 Client Information

Company Name:	Wittra Networks AB
Address:	Västra Järnvägsgatan 3
	111 64 Stockholm
	Sweden
Contact Person:	Warwick Taws
Contact e-Mail / Telephone	wat@wittra.se

2. Photographs

2.1 Photographs of the EUT

Bottom End View



Front View





Top End View





Rear View





2.2 Test Setup Photographs: Radiated Emission 9 kHz – 30 MHz Loop Antenna Parallel to Axis




Loop Antenna Perpendicular to Axis




Loop Antenna Parallel to Floor



2.3 Test Setup Photographs: Radiated Emission 30 MHz – 1 GHz




2.4 Test Setup Photographs: Radiated Emissions 1 GHz – 18 GHz



2.5 Test Setup Photographs: Radiated Emissions 18 GHz – 40 GHz



2.6 Test Setup Photographs: Conducted Emissions



2.7 Test Setup Photographs: Conducted RF

