


## 1.Outline:

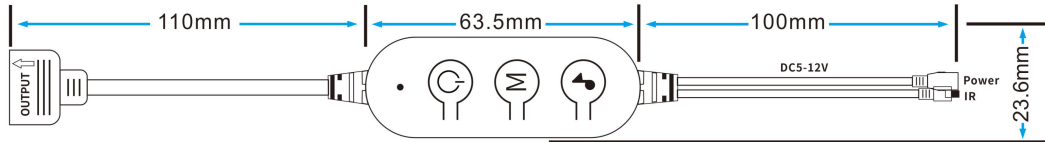
Infrared 24-key controller adopts advanced micro-control unit, used to control all kinds of lamps with LED as light source, such as: LED light bar, LED module, LED light box, luminous characters, etc.; it has low price, convenient wiring and simple use And other advantages; with memory storage function, static brightness adjustment, static color selection, dynamic speed adjustment and other lighting effects can be carried out through the infrared remote control.

## 2. Specifications:

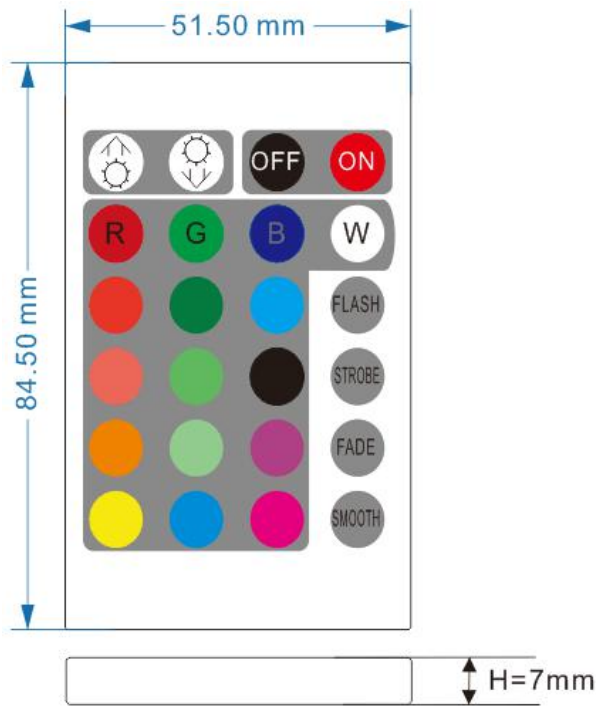
Name	Specification	Product Picture
Work Temperature	-20-60°C	
Input Voltage	DC 5V-12V-24V	
Output Circuit	3 Circuits	
Output Current	≅ 6A	
Output Power	72w	
Connection Method	Common-Anode	
Product Size	L63.5 xW23.6 xH11.5 mm	
Remote Control Size	L51.5xW84.5xH7mm	
Package Dimensions	L200 xW120 mm	
Carton Size	L420 x W 340 x350 mm	

### 3. Dimensions:

#### 3.1 Controller



#### 3.2 Remote control

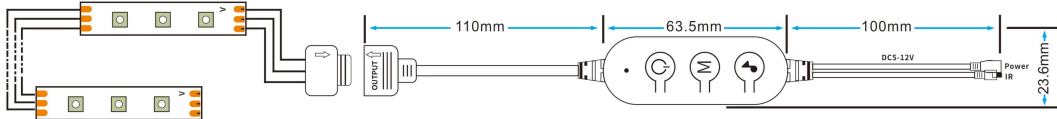


**The key functions are as follows:**

RGB brightness+/ Dynamic mode speed+	RGB brightness-/ Dynamic mode speed-	Shut down	Boot up
Static red	Static green	Static blue	Static white
Static rose	Static turquoise	Static sapphire	Seven-color strobe
Static orange	Static cyan blue	Static purple gray	Seven-color jump
Static goose yellow	Static sky blue	Static sauce purple	Seven-color Breath
Static yellow	Static cyan	Static purple	Seven-color gradient

#### 4. Application connection icon:

Note: Connect the load line first, then the power line; make sure that there is no short circuit between the connecting lines before powering on.



#### 5. Precautions:

- 1、 The power supply voltage of this product is DC5V-12V-24V, and it must not be connected to other voltages;
- 2、 The lead wires should be wired correctly according to the color and label provided in the wiring diagram;
- 3、 This product cannot be overloaded.

## FCC Warning

This device complies with part 15 of the FCC Rules. Operation is subject to the following two conditions: (1) This device may not cause harmful interference, and (2) this device must accept any interference received, including interference that may cause undesired operation.

Any Changes or modifications not expressly approved by the party responsible for compliance could void the user's authority to operate the equipment.

**Note:** This equipment has been tested and found to comply with the limits for a Class B digital device, pursuant to part 15 of the FCC Rules. These limits are designed to provide reasonable protection against harmful interference in a residential installation. This equipment generates uses and can radiate radio frequency energy and, if not installed and used in accordance with the instructions, may cause harmful interference to radio communications. However, there is no guarantee that interference will not occur in a particular installation. If this equipment does cause harmful interference to radio or television reception, which can be determined by turning the equipment off and on, the user is encouraged to try to correct the interference by one or more of the following measures:

- Reorient or relocate the receiving antenna.
- Increase the separation between the equipment and receiver.
- Connect the equipment into an outlet on a circuit different from that to which the receiver is connected.
- Consult the dealer or an experienced radio/TV technician for help.

This equipment complies with FCC radiation exposure limits set forth for an uncontrolled environment. This equipment should be installed and operated with minimum distance 20cm between the radiator & your body.