

# Antenna test report

## Test Report

客 户：创凌  
项目名：TI7100CB1  
射 频：俸仕达  
日 期：2023-8-28  
版 本：V01



# Table of contents

---

- 一. 测试样品及环境
- 二. 实验室测试环境及设备
- 三. 天线测试数据
- .

# Test samples and environment

---



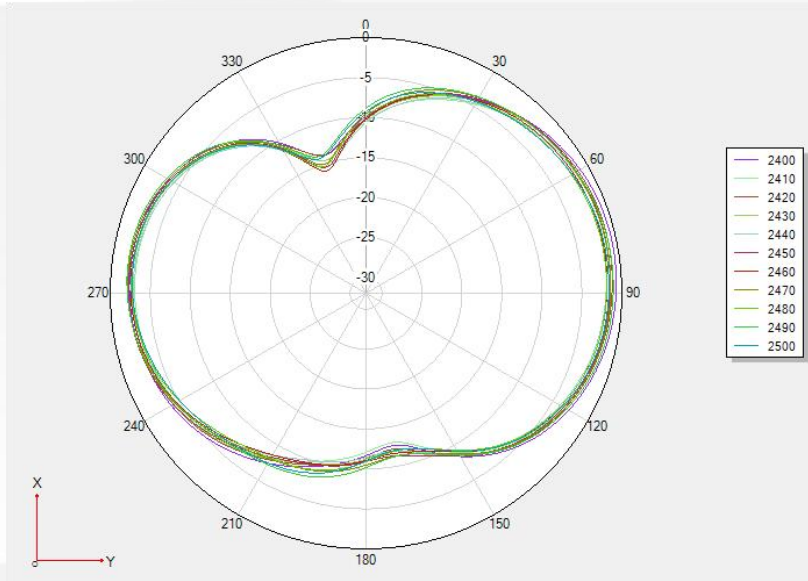
# Laboratory testing environment and equipment



Test items	Test Equipment
S11、S12、VSWR、LOSS	网络分析仪E5071C、ZVB8
Efficiency、Gain 3D Radiation Pattern	SG24暗室、E5071C
TRP、TIS	SG24暗室、CMW500、ZVB8

# Horizontal

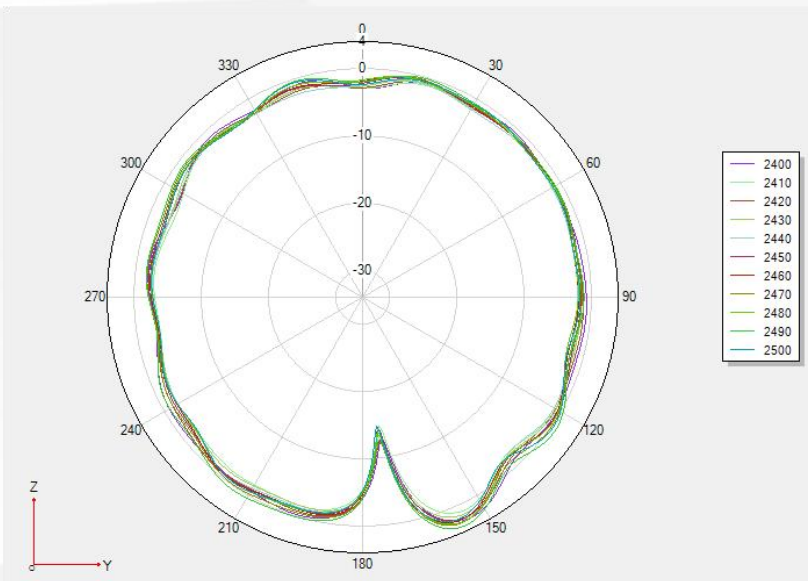
Gain(dB)



Frequency	AvgValue	MaxValue	MinValue
2400	-1.29	2.46	-12.78
2410	-2.05	1.05	-14.73
2420	-1.58	2.11	-12.75
2430	-1.8	1.54	-12.91
2440	-1.9	2.24	-13.25
2450	-1.57	2.08	-14.12
2460	-1.61	2.15	-13.61
2470	-1.31	2.61	-12.45
2480	-1.6	2.52	-13.83
2490	-0.95	3.18	-13.52
2500	-1.63	1.91	-14.83

# Vertical

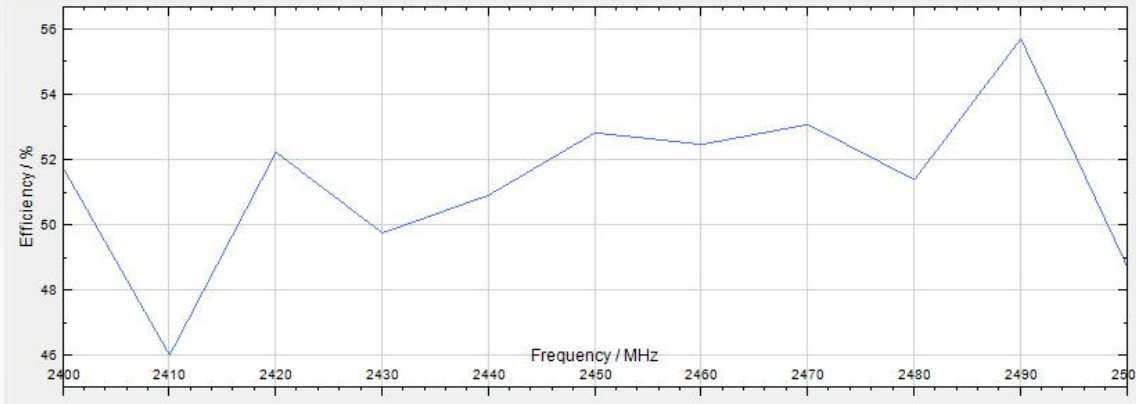
Gain(dB)



Frequency	AvgValue	MaxValue	MinValue
2400	-1.29	2.46	-12.78
2410	-2.05	1.05	-14.73
2420	-1.58	2.11	-12.75
2430	-1.8	1.54	-12.91
2440	-1.9	2.24	-13.25
2450	-1.57	2.08	-14.12
2460	-1.61	2.15	-13.61
2470	-1.31	2.61	-12.45
2480	-1.6	2.52	-13.83
2490	-0.95	3.18	-13.52
2500	-1.63	1.91	-14.83

# Efficiency

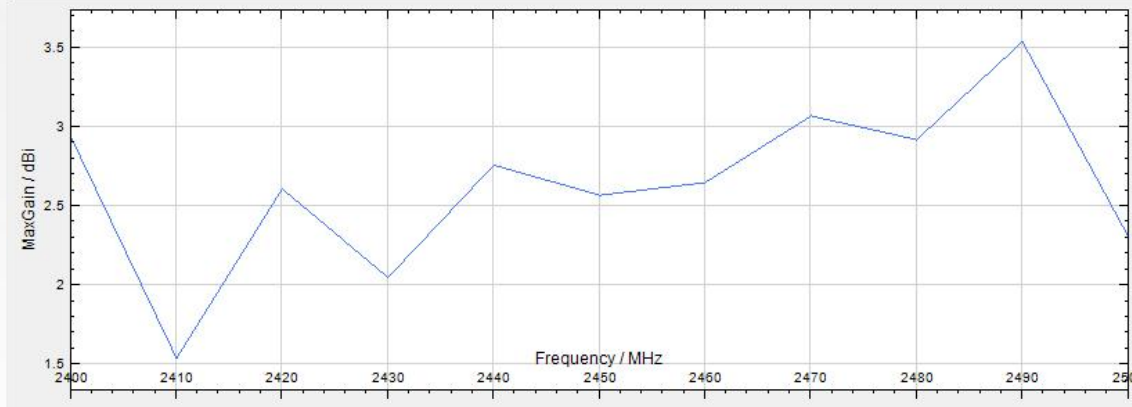
Efficiency%



Frequency / MHz	Efficiency / %
2400	51.76
2410	46.03
2420	52.24
2430	49.77
2440	50.93
2450	52.84
2460	52.48
2470	53.09
2480	51.4
2490	55.72
2500	48.75

# Gain

Gain(dBi)



Frequency / MHz	MaxGain / dBi
2400	2.94
2410	1.54
2420	2.61
2430	2.05
2440	2.76
2450	2.57
2460	2.65
2470	3.07
2480	2.92
2490	3.54
2500	2.31