

Quick Start Guide

Apply to: Reolink Home Hub

Contents

What's in the Box	2
Device Overview	3
Connection Diagram	4
Access Reolink Home Hub via Smartphone	5
Connect Devices to Reolink Home Hub	7
Specifications	8
Notification of Compliance	8

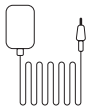
What's in the Box



Quick
Start Guide



Home Hub

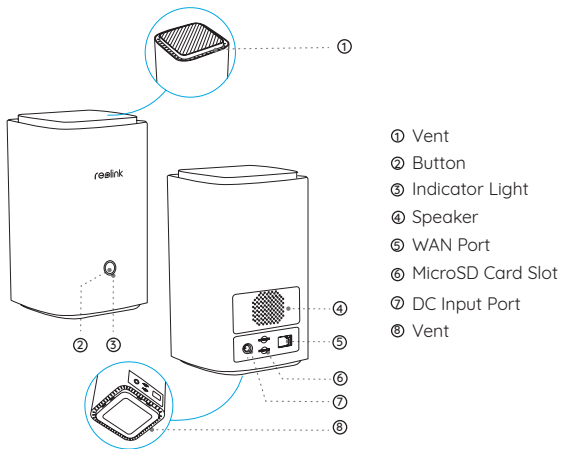


Power Adapter



1m Ethernet
Cable

Device Overview



Connection Diagram

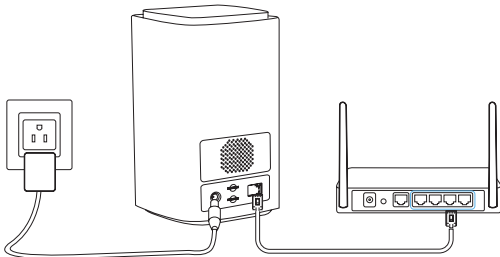
Set up the Camera Using a Smartphone

Step 1:

Plug in the Reolink Home Hub and connect it to your home router using the Ethernet cable provided.

Step 2:

Connect your phone to the same router that the Home Hub is connected to.



Access Reolink Home Hub via Smartphone

Step 1:

Scan to download the Reolink App from the App Store or Google Play store



Step 2 :

Launch the Reolink App, click “+” at the top right, and scan the QR code on your Home Hub to add it.



Step 3 :

Once the setup is complete, the LED indicator light will turn blue.

Connect Devices to Reolink Home Hub

There are two ways to add Reolink devices to your Home Hub:

1. If your device is already set up, click the “+” button at the top right and choose to “add from device list” or “add from LAN.”
2. If your device is not set up yet, click the “+” button at the top right and choose to “scan UID code.”

*You can also directly add devices to the Hub while adding devices to the app.



Attention: When inserting the SD card into the slot, make sure the side with the numbers is facing up and push it gently inward until it clicks into place.

Specifications

Operating Temperature: -10°C~+45°C(14°F to 113°F)

Size: 95*95*161.8mm

Weight: 441g

For more specifications, please visit <https://reolink.com/>.

Notification of Compliance

FCC Compliance Statements

This device complies with Part 15 of the FCC Rules. Operation is subject to the following two conditions: (1) this device may not cause harmful interference, and (2) this device must accept any interference received, including interference that may cause undesired operation.

Note: This equipment has been tested and found to comply with the limits for a Class B digital device, pursuant to Part 15 of the FCC Rules. These limits are designed to provide reasonable protection against harmful interference in a residential installation. This equipment generates, uses and can radiate radio frequency energy and, if not installed and used in accordance with the instructions, may cause harmful interference to radio communications. However, there is no guarantee that interference will not occur in a particular installation. If this equipment does cause harmful interference to radio or television reception, which can be determined by turning the equipment off and on, the user is encouraged to try to correct the interference by one or more of the following measures:

- Reorient or relocate the receiving antenna.
- Increase the separation between the equipment and receiver.
- Connect the equipment into an outlet on a circuit different from that to which the receiver is connected.
- Consult the dealer or an experienced radio/TV technician for help.

Caution: Changes or modifications not expressly approved by the party responsible for compliance could void the user's authority to operate the equipment.

FCC Radiation Exposure statement

This equipment complies with FCC radiation exposure limits set forth for an uncontrolled environment. This equipment should be installed and operated with minimum distance 20cm between the radiator and your body.

ISED Compliance Statements

This device contains licence-exempt transmitter(s)/receiver(s) that comply with Innovation, Science and Economic Development Canada's licence-exempt RSS(s). Operation is subject to the following two conditions:

- (1) This device may not cause interference.
- (2) This device must accept any interference, including interference that may cause undesired operation of the device.

L' émetteur/récepteur exempt de licence contenu dans le présent

appareil est conforme aux CNR d'Innovation, Sciences et Développement économique Canada applicables aux appareils radio exempts de licence.

L'exploitation est autorisée aux deux conditions suivantes :

(1) L' appareil ne doit pas produire de brouillage;

(2) L' appareil doit accepter tout brouillage radioélectrique subi, même si le brouillage est susceptible d'en compromettre le fonctionnement.

ISED Radiation Exposure statement

This equipment complies with IC RSS-102 radiation exposure limits set forth for an uncontrolled environment. This equipment should be installed and operated with minimum distance 20 cm between the radiator and your body.

Cet équipement est conforme aux limites d'exposition aux radiations IC CNR-102 établies pour un environnement non contrôlé. Cet équipement doit être installé et utilisé avec une distance minimale de 20 cm entre le radiateur et votre corps. Cet émetteur ne doit pas être colocalisé ou fonctionner en conjonction avec une autre antenne ou un autre émetteur. Operation of 5150-5250 MHz is restricted to indoor use only. Le fonctionnement de 5150-5250 MHz est limité à une utilisation en intérieur uniquement.



Simplified EU Declaration of Conformity

Reolink declares that this device is in compliance with the essential requirements and other relevant provisions of Directive 2014/53/EU and Directive 2014/30/EU.

WiFi Operating Frequency

OPERATING FREQUENCY :

2.4 GHz EIRP < 20dBm 5 GHz EIRP < 20dBm 5.8GHz EIRP < 14dBm



The functions of Wireless Access Systems including Radio Local Area Networks(WAS/RLANs) within the band 5150-5350 MHz for this device are restricted to indoor use only within all European Union countries (BE/BG/CZ/DK/DE/EE/IE/EL/ES/FR/HR/ IT/CY/LV/LT/LU/HU/MT/NL/AT/PL/PT/RO/SI/SK/FI/SE/TR/N O/CH/IS/LI/UK(NI)



Correct Disposal of This Product

This marking indicates that this product should not be disposed with other household wastes throughout the EU. To prevent possible harm to the environment or human health from uncontrolled waste disposal, recycle it responsibly to promote the sustainable reuse of material resources. To return your used device, please use the return and collection systems or contact the retailer where the product was purchased. They can take this product for environmentally safe recycling.

Limited Warranty

This product comes with a 2-year limited warranty that is valid only if purchased from Reolink Official Store or a Reolink authorized reseller. Learn more: <https://reolink.com/warranty-and-return/>.

Terms and Privacy

Use of the product is subject to your agreement to the Terms of Service and Privacy Policy at reolink.com. Keep out of reach of children.

End User License Agreement

By using the Product Software that is embedded on the Reolink product, you agree to the terms of this End User License Agreement (“EULA”) between you and Reolink. Learn more:
<https://reolink.com/eula/>.

Technical Support

If you need any technical help, please visit our official support site and contact our support team before returning the products,
<https://support.reolink.com>.

