

Shenzhen Be-Comfortable Technology Co. Ltd

SPECIFICATION FOR APPROVAL

Customer	Reolink
Project Name	SD7-睿联白
Customer NO.	62.04.042.0055
specification	SD7-WIFI Ant/92. 5*14mm/白色/PC/防火 V-0级/抗UV-A340-96H/HCF
Supplier NO.	N12-8140-R0A
Specification NO.	
Write by	Mingchao Zhang
REV.	Ver.01
Date	2024/9/12
Note	

CUSTOMER APPROVED BY		
Approved by	Checked by	Prepared by
SUPPLIER APPROVED BY		
Approved by	Checked by	Prepared by

1. List of admission items (Index)

The serial number	content	The page number
—	Book cover	1
—	Directory	2
1	Specification table	3
2	Version change record	5
3	Prototype structure specification	6
4	Finished antenna drawing	7
5	S11	8
6	Gain/efficiency /3D diagram	9-10
7	packaging	11

Antenna Assembly

Specification(With housing)

1.Electrical Properties

1.1 Frequency range.....	2.4~2.5GHz/5.15~5.85G
1.2 Impedance.....	50Ω Norminal
1.3 VSWR	<2.5
1.4 Radiation.....	Omni
1.5 Gain(Peak).....	2G: 2dBi/5G:3dBi
1.6 Polarization.....	Linear
1.7 Admitted Power.....	1W
1.8 Connector.....	IPEX

2.Physical Properties

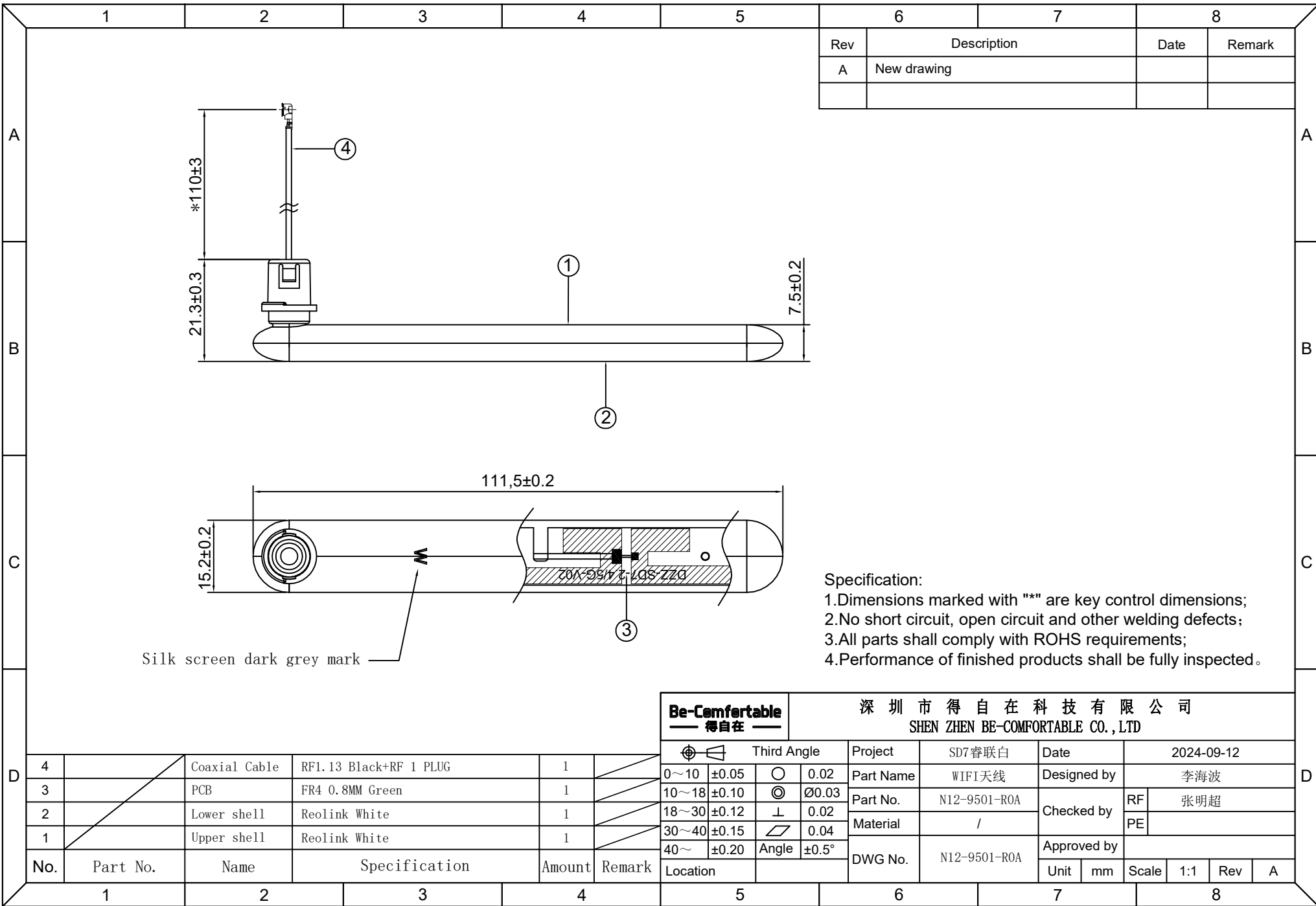
2.1 Working Temperature.....	-30°C~+75°C
2.2 Storage Temperature.....	-30°C~+75°C

Antenna Design for SD7-睿联白

Document Number	DZZ-20240912
Released Date	09/12/2024
Author	Mingchao Zhang
Review By	Bin Zhang

1. Antennas' setup and enviroment With housing





Specification:
 1. Dimensions marked with "*" are key control dimensions;
 2. No short circuit, open circuit and other welding defects;
 3. All parts shall comply with ROHS requirements;
 4. Performance of finished products shall be fully inspected.

Be-Comfortable 得自在		深圳市得自在科技有限公司 SHEN ZHEN BE-COMFORTABLE CO., LTD					
Third Angle		Project	SD7睿联白	Date	2024-09-12		
0~10	±0.05	○	0.02	Part Name	WIFI天线		
10~18	±0.10	◎	∅0.03	Part No.	N12-9501-R0A		
18~30	±0.12	⊥	0.02	Material	/		
30~40	±0.15	∕	0.04	DWG No.	N12-9501-R0A		
40~	±0.20	Angle	±0.5°				
Location		Unit	mm	Scale	1:1	Rev	A

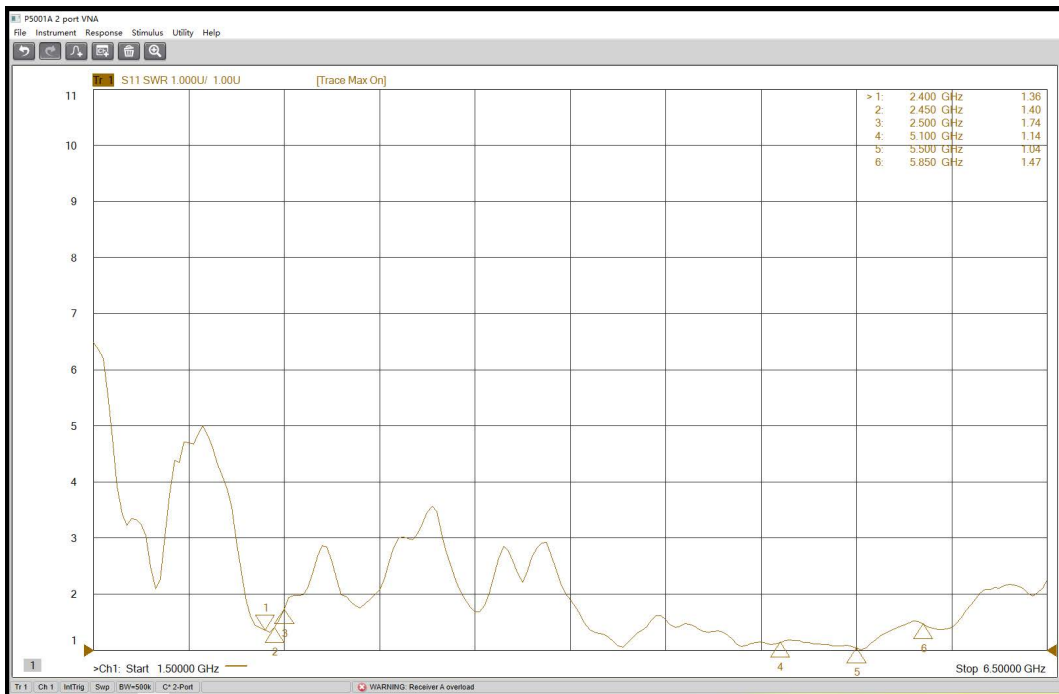
4		Coaxial Cable	RF1.13 Black+RF 1 PLUG	1	
3		PCB	FR4 0.8MM Green	1	
2		Lower shell	Reolink White	1	
1		Upper shell	Reolink White	1	
No.	Part No.	Name	Specification	Amount	Remark

2. Analyzer Measurement

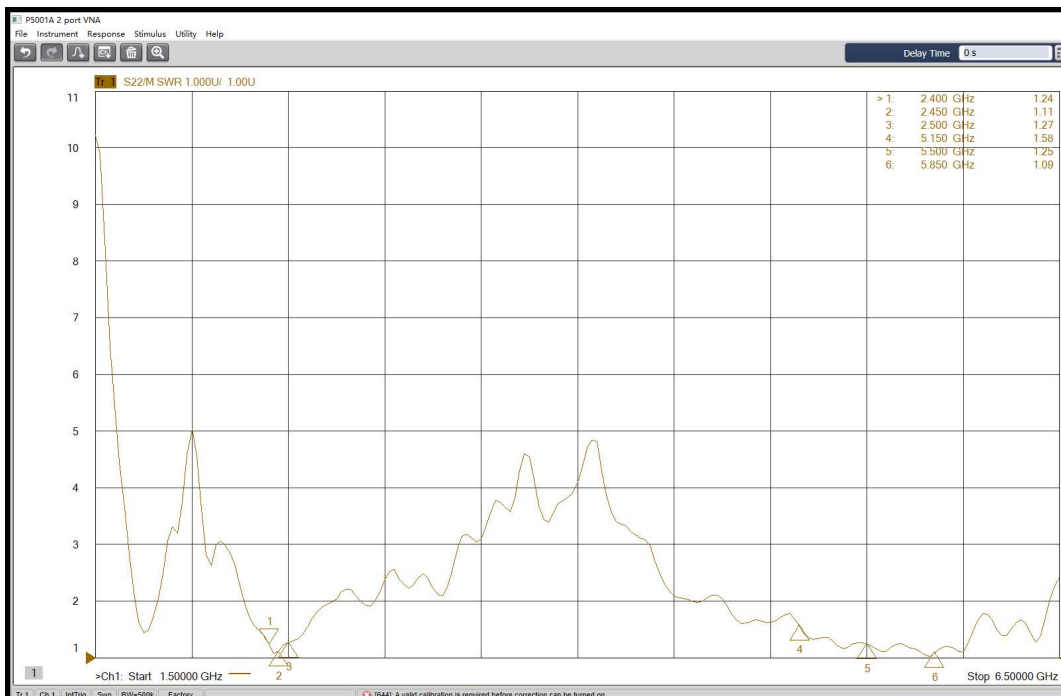
2.1 Ant3 2.4G/5G WIFI-2 passive

test results

单天线驻波2.5以内



整机驻波2.5以内



4.1 WIFIGain & Efficiency

Frequency ID	1	2	3	4	5	6	7	8	9	10	11
Frequency (MHz)	2400.0	2410.0	2420.0	2430.0	2440.0	2450.0	2460.0	2470.0	2480.0	2490.0	2500.0
Gain (dBi)	3.12	3.05	3.01	2.66	2.12	1.80	1.95	2.34	2.64	2.74	2.94
Efficiency (%)	74.71	73.02	71.01	68.74	66.16	64.54	64.47	67.78	71.50	71.97	73.73

12	13	14	15	16	17	18	19	20	21	22	23	24	25	26
5150.0	5200.0	5250.0	5300.0	5350.0	5400.0	5450.0	5500.0	5550.0	5600.0	5650.0	5700.0	5750.0	5800.0	5850.0
3.66	3.56	3.75	4.50	4.12	3.94	3.61	3.07	3.01	3.32	3.37	3.78	3.89	4.20	4.29
65.91	62.76	65.14	65.17	67.59	67.51	65.64	67.33	68.06	68.19	69.62	72.05	72.04	73.79	74.13

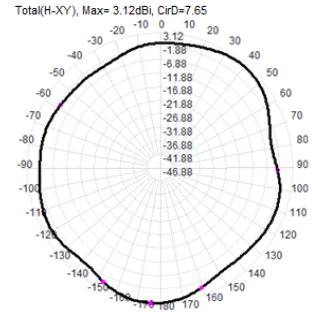
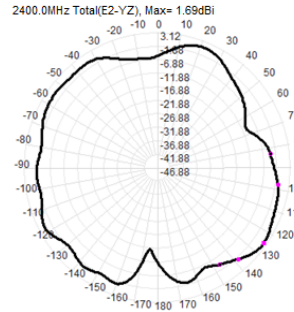
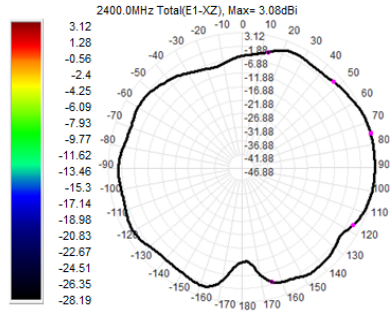
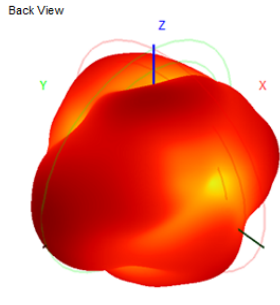
3D Pattern @2400-2500/5150-5850MHZ

2400MHZ

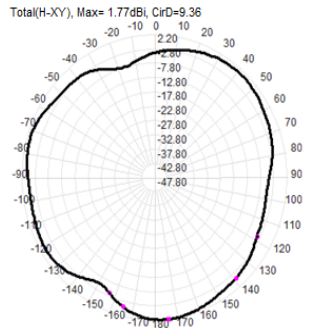
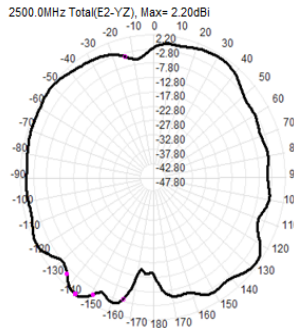
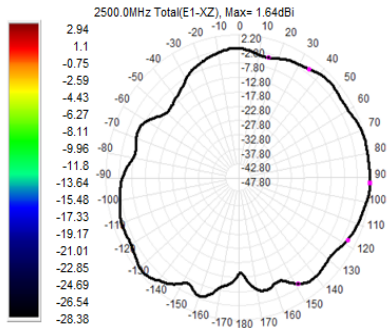
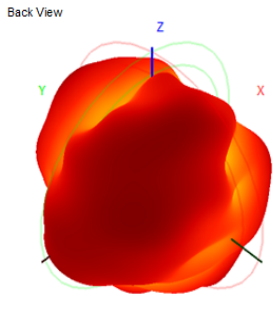
XZ

YZ

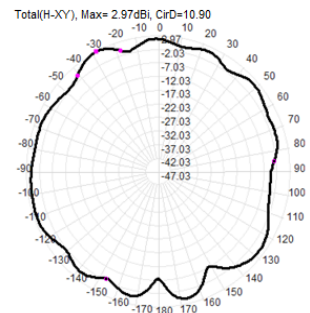
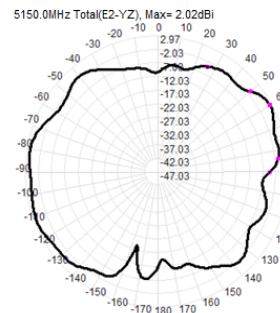
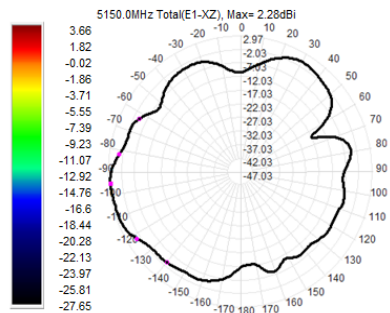
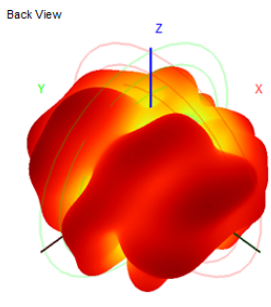
XY



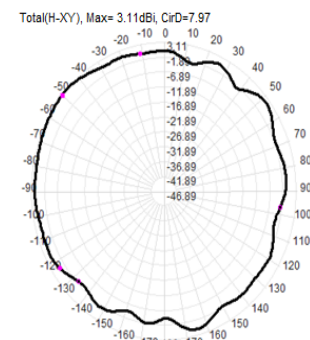
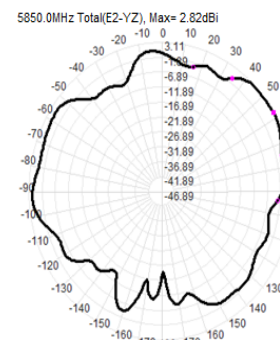
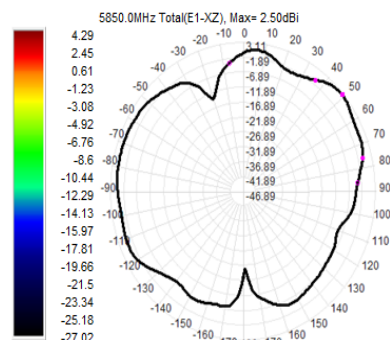
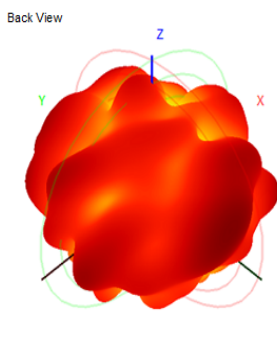
2500MHZ



5150MHZ



5850MHZ




Product packaging specification

DATE: 2024-09-12

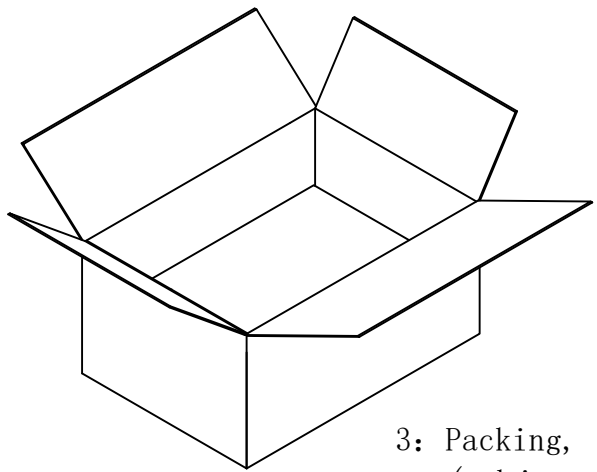

page: 1 of 1

Products Name :WIFI天线	Version: A
	Customer: Reolink

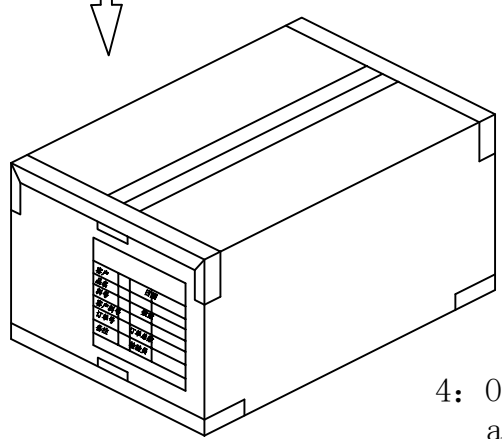
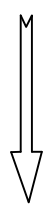
1: Antenna products



2: Bagging, each PE bag contains 50pcs of products
The terminal shall be wrapped with foam.。



3: Packing, 12 bags per box, 600 PCs in total
(subject to the actual packaging).



4: Our production label and RoHS label
are pasted on the outer case.

Approved: _____

Checked: _____

Designed: 李海波

由 Autodesk 教育版产品制作

由 Autodesk 教育版产品制作