


## Appendix D for KSCR230800153202

# Photographs


1. SAR measurement System
2. Photographs of Tissue Simulate Liquid
3. Photographs of EUT test position
4. EUT Antenna Locations
5. EUT Constructional Details

## 1. SAR measurement System




## 2. Photographs of Tissue Simulate Liquid

Tissue Simulant Liquid for Head 2450



### 3. Photographs of EUT test position



**Top Side 0mm**



#### 4. EUT Antenna Locations



## **5. EUT Constructional Details**

Details please Refer to Appendix –

Photographs of EUT Constructional Details for KSCR2308001532AT.