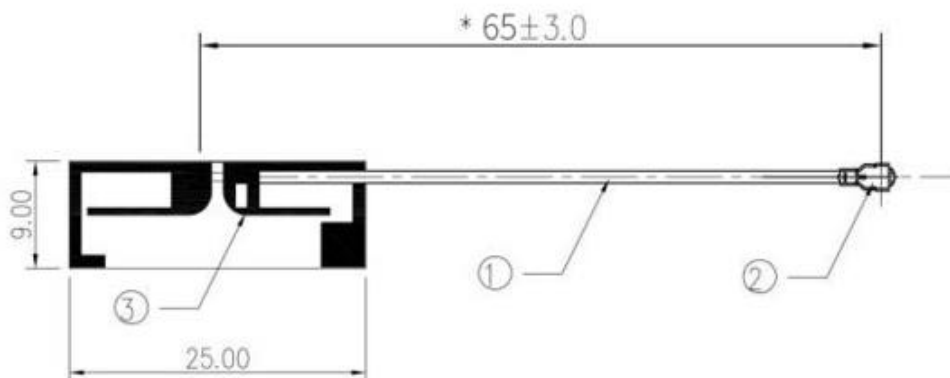


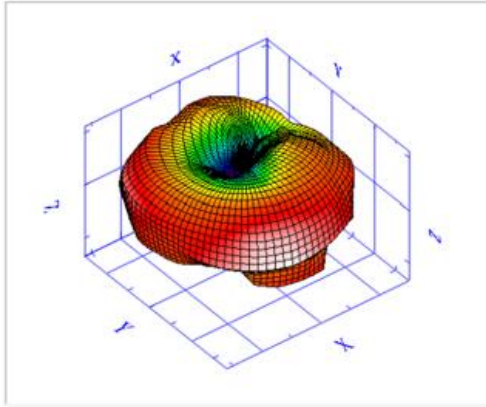
# Antenna Data Sheet

<b>Manufacturer</b>	Shenzhen Kexin Wireless Technology Co., Ltd
<b>Address</b>	Shunfu Tech Park, Longgang district, Shenzhen City, Guangdong Province, China
<b>Product Model</b>	AG-040033-1321
<b>Specification</b>	
<b>Frequency Range</b>	2400-2500 / 4900-5900MHz
<b>V.S.W.R</b>	$\leq 2.5$
<b>Impedance</b>	50 $\Omega$
<b>Max. Gain</b>	2.8dBi / 6.95dBi
<b>Azimuth</b>	Omni-directional
<b>Polarization</b>	Linear
<b>Azimuth Beam width</b>	Omni-directional
<b>Dimension (mm)</b>	




SPECIFICATION:  
 1. NORMAL IMPEDANCE: 50 $\Omega$ ;  
 2. VSWR: 4.0 Max;  
 3. PEAK GAIN: 3dBi TYPICAL;  
 4. 图面上标有“\*”的尺寸为重点管控尺寸。

## Performance

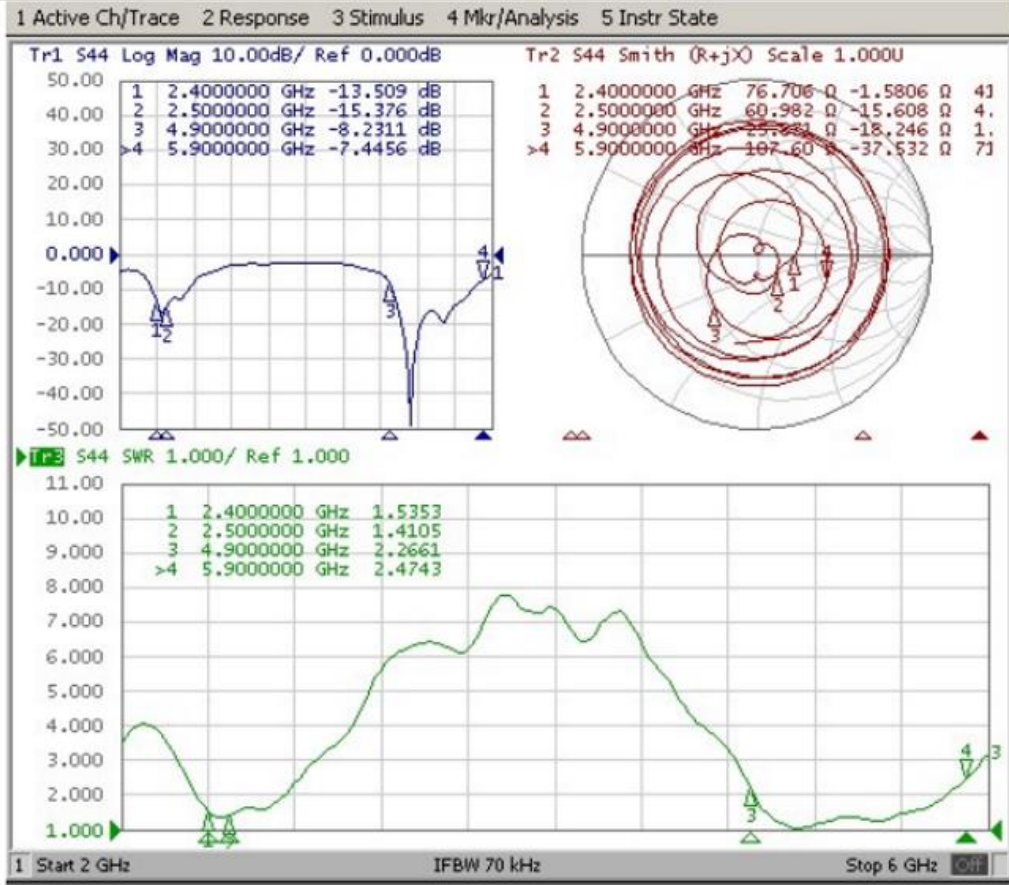


**2450MHz**



**5850MHz**

## Test Graph



Frequency	5150	5250	5350	5470	5600	5700	5725	5785	5800	5850	
E-Total Peak Gain (dBi)	5.43	5.28	6.07	5.74	5.32	5.9	6.17	6.95	6.73	6.29	
Efficiency (%)	65.61	65.77	71.9	65.94	64.75	60.43	72.92	75.56	72.47	77.89	
Average Gain (dB)	-1.83	-1.82	-1.43	-1.81	-1.89	-2.19	-1.37	-1.22	-1.4	-1.09	
Frequency	2400	2410	2420	2430	2440	2450	2460	2470	2480	2490	2500
E-Total Peak Gain (dBi)	1.78	1.79	1.77	1.91	1.71	1.95	2.06	2.29	2.47	2.31	2.8
Efficiency (%)	52.03	52.9	55.32	53.97	50.38	50.26	51.78	55.93	61.1	59.06	58.83
Average Gain (dB)	-2.84	-2.77	-2.57	-2.68	-2.98	-2.99	-2.86	-2.52	-2.14	-2.29	-2.3