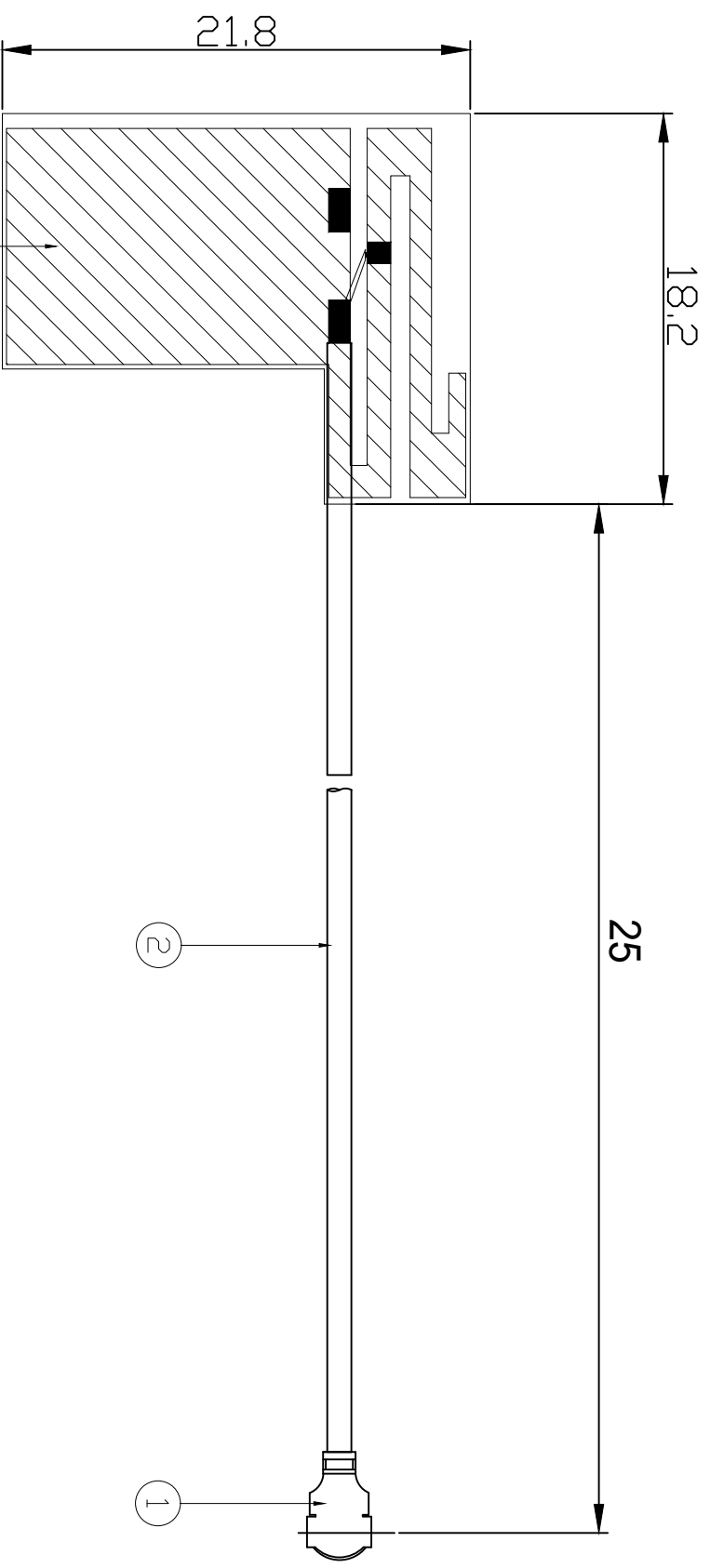


NO.	内容 (Contents)	页数 (Number of Page)	页码 (Page Code)
1	承认书封面 (Spec Cover)	1	1
2	承认书项目表 (Spec Item )	1	2
3	工程成品图 (Drawing)	1	3
4	电性测试报告 (Test Reports )	1	4
5	S 参数测试 (S Parameter )	1	5
6	增益测试 (Gain Test )	1	6
7			
8			
9			
10	-	-	-
11	-	-	-
12	-	-	-

SIGN	DATE	DESCRIPTION	APPROVER
△			
△			
△			



- Note:
1. "Take" \* "is the important dimension.
  2. Tolerance: Unmarked tolerance refer to the standard tolerance please.
  3. Pull Strength of the connector must be  $\geq 1.0$ kg.
  4. Note Connector orientation.

## 东莞市速波电子有限公司

No.	Part Number	Name	Material	Q'ty
3	NB002-A01	FPCB	FPCB 21.8*18.2mm	1
2	R-CB-113B	Coaxial Cable	SHOWA-O.D. 1.13mm Black	1
1	CI-113	Connector	Mini Connector	1

TITLE: WIFI ANTENNA			
PART NO.: NB002-113B-1151X		DWG NAME: NB002-113B-1151X.DWG	
APPROVED BY	CHECKED BY	DESIGNED BY	Tolerance
jeff 2015-11-06	leon 2015-11-06	YD 2015-11-06	Y: 0.1mm X: 0.1mm Z: 0.1mm H: 0.1mm
			UNITS: mm
			SCALE: 1/1
			REVISION: A

# 电性测试报告

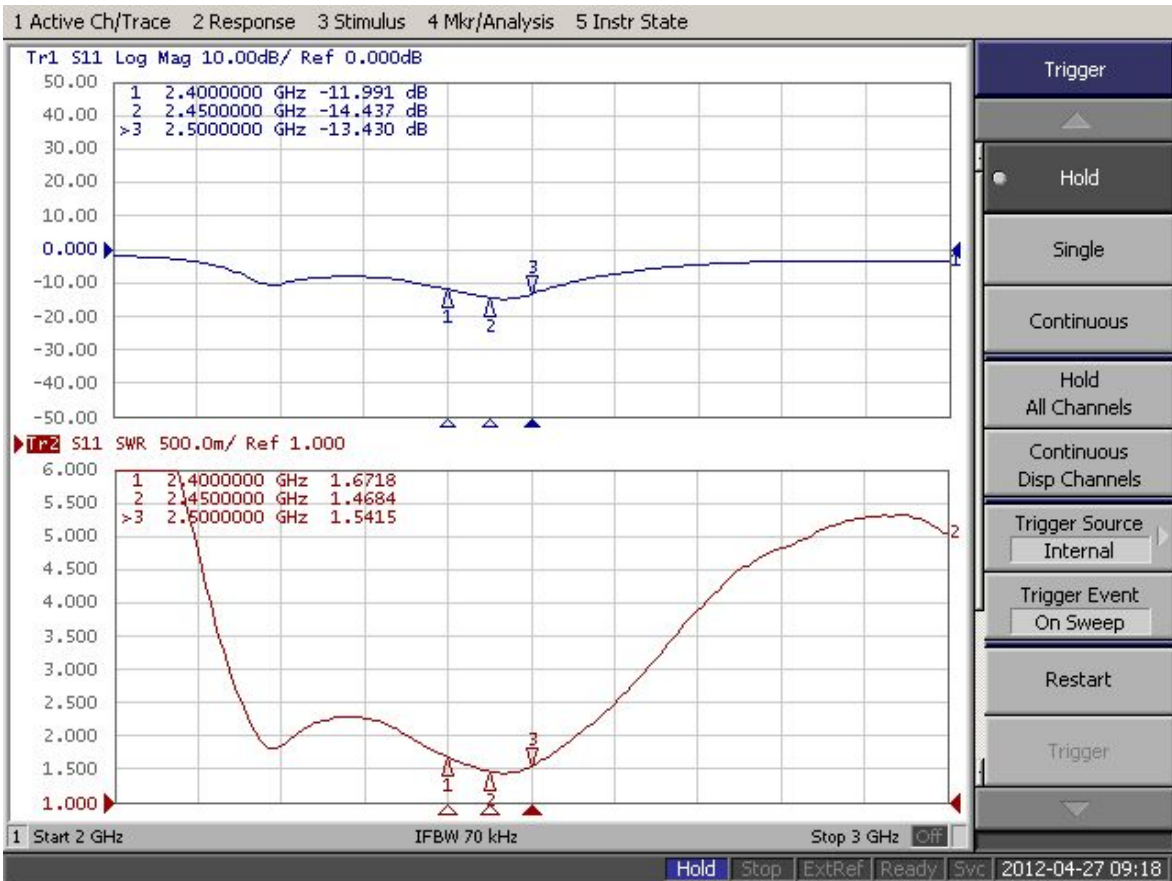
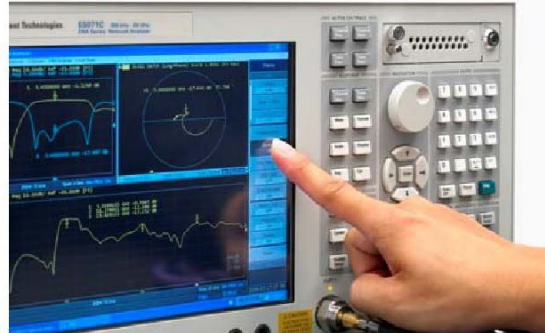
## Test Reports

<b>Electrical Properties</b>	
Frequency	2.4GHz
Impedance	50 Ohm Nominal
V.S.W.R	1.92 : 1 Max
Return Loss	-10 dB Max
Radiation	Omni-directional
Gain (Peak)	3 dBi
Cable Loss	3.2 dB / m Max @ 2450 MHz
Polarization	Linear, Vertical
Admitted Power	1 W
Connector	ipex
<b>Physical Properties</b>	
Antenna Material	FPCB
Cable Type	O.D. 1.13mm // 0.25 mm
Operating Temp.	-10 ~ +60 °C
Storage Temp.	-10 ~ +70 °C

# S 参数测试

## S Parameter Test

*Agilent E5071C*



# 增益测试

## Gain Test

*Antenna  
Radiation  
Pattern  
VS  
Gain*

