

# FIELD STRENGTH OF FUNDAMENTAL & SPURIOUS RADIATED EMISSIONS (LESS THAN 30 MHZ) - HALF BRIDGE, SINGLE CH




PSA-ESCI 2021.12.10.0

Half-Bridge Test Mode: Single Channel  
PEPS on BCM Antenna Pins 01&01R




Half-Bridge Test Mode: Single Channel  
PEPS on BCM Antenna Pins 01&01R




# FIELD STRENGTH OF FUNDAMENTAL & SPURIOUS RADIATED EMISSIONS (LESS THAN 30 MHZ) - HALF BRIDGE, SINGLE CH



Half-Bridge Test Mode: Single Channel  
PEPS on BCM Antenna Pins 01&01R





Half-Bridge Test Mode: Single Channel  
PEPS on BCM Antenna Pins 01&01R







# FIELD STRENGTH OF FUNDAMENTAL & SPURIOUS RADIATED EMISSIONS (LESS THAN 30 MHZ) - HALF BRIDGE, DUAL CH



# FIELD STRENGTH OF FUNDAMENTAL & SPURIOUS RADIATED EMISSIONS (LESS THAN 30 MHZ) - HALF BRIDGE, DUAL CH



PSA-ESCI 2021.12.10.0







# FIELD STRENGTH OF FUNDAMENTAL & SPURIOUS RADIATED EMISSIONS (LESS THAN 30 MHZ) - ROUND ROBIN





PSA-ESCI 2021.12.10.0



# FIELD STRENGTH OF FUNDAMENTAL & SPURIOUS RADIATED EMISSIONS (LESS THAN 30 MHZ) - ROUND ROBIN



PSA-ESCI 2021.12.10.0





# FIELD STRENGTH OF FUNDAMENTAL & SPURIOUS RADIATED EMISSIONS (LESS THAN 30 MHZ) - ROUND ROBIN




PSA-ESCI 2021.12.10.0

Half-Bridge Test Mode: Round Robin




Half-Bridge Test Mode: Round Robin



# FIELD STRENGTH OF FUNDAMENTAL & SPURIOUS RADIATED EMISSIONS (LESS THAN 30 MHZ) - ROUND ROBIN



PSA-ESCI 2021.12.10.0






# FIELD STRENGTH OF FUNDAMENTAL & SPURIOUS RADIATED EMISSIONS (LESS THAN 30 MHZ) - FULL BRIDGE, SINGLE CH




PSA-ESCI 2021.12.10.0

Full-Bridge Test Mode: Single Channel on BCM  
Antenna pins 05&06




Full-Bridge Test Mode: Single Channel on BCM  
Antenna pins 05&06



# FIELD STRENGTH OF FUNDAMENTAL & SPURIOUS RADIATED EMISSIONS (LESS THAN 30 MHZ) - FULL BRIDGE, SINGLE CH



PSA-ESCI 2021.12.10.0






# FIELD STRENGTH OF FUNDAMENTAL & SPURIOUS RADIATED EMISSIONS (LESS THAN 30 MHZ) - FULL BRIDGE, SINGLE CH PEPS





PSA-ESCI 2021.12.10.0



# FIELD STRENGTH OF FUNDAMENTAL & SPURIOUS RADIATED EMISSIONS (LESS THAN 30 MHZ) - FULL BRIDGE, SINGLE CH PEPS



PSA-ESCI 2021.12.10.0







# FIELD STRENGTH OF FUNDAMENTAL & SPURIOUS RADIATED EMISSIONS (LESS THAN 30 MHZ) - FULL BRIDGE, DUAL CH





PSA-ESCI 2021.12.10.0



# FIELD STRENGTH OF FUNDAMENTAL & SPURIOUS RADIATED EMISSIONS (LESS THAN 30 MHZ) - FULL BRIDGE, DUAL CH



PSA-ESCI 2021.12.10.0






# FIELD STRENGTH OF FUNDAMENTAL & SPURIOUS RADIATED EMISSIONS (LESS THAN 30 MHZ) - FULL BRIDGE, DUAL CH PEPS IMMO





PSA-ESCI 2021.12.10.0



# FIELD STRENGTH OF FUNDAMENTAL & SPURIOUS RADIATED EMISSIONS (LESS THAN 30 MHZ) - FULL BRIDGE, DUAL CH PEPS IMMO



PSA-ESCI 2021.12.10.0






# FIELD STRENGTH OF FUNDAMENTAL & SPURIOUS RADIATED EMISSIONS (LESS THAN 30 MHZ) - FULL BRIDGE, APPROACH





PSA-ESCI 2021.12.10.0



# FIELD STRENGTH OF FUNDAMENTAL & SPURIOUS RADIATED EMISSIONS (LESS THAN 30 MHZ) - FULL BRIDGE, APPROACH




PSA-ESCI 2021.12.10.0







# FIELD STRENGTH OF FUNDAMENTAL & SPURIOUS RADIATED EMISSIONS (LESS THAN 30 MHZ) - FULL BRIDGE, IMMOBILIZER



# FIELD STRENGTH OF FUNDAMENTAL & SPURIOUS RADIATED EMISSIONS (LESS THAN 30 MHZ) - FULL BRIDGE, IMMOBILIZER



PSA-ESCI 2021.12.10.0





# FIELD STRENGTH OF FUNDAMENTAL & SPURIOUS RADIATED EMISSIONS (LESS THAN 30 MHZ) - FULL BRIDGE, IMMOBILIZER



PSA-ESCI 2021.12.10.0

