
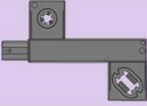











## Antenna Information summary

Internal	Appearance	Mount on Metal	Antenna name	Core dimension	Inductance	Impedance
		Steel	Trunk Antenna	62.0 x 8.0 x 3.2 [mm]	495 [μH] ±15%	20 [Ω] (Max.)
			Rocker Driver Antenna			
			Rocker Passenger Antenna			
		Aluminum*	Bracket Antenna			
		No	Rear (front) Bumper Frunk Antenna	59.7 x 12.0 x 2.5 [mm]	495 [μH] ±15%	20 [Ω] (Max.)
		No	Combo (IMMO/LF) Antenna	62.0 x 8.0 x 5.0 [mm]	495 [μH] ±15%	2 [Ω] ±1 [Ω]
		No	Interior Antenna	59.7 x 12.0 x 2.5 [mm]	495 [μH] ±15%	20 [Ω] (Max.)

**Note:** Gain in all antennas is 0 dB

## Compliance with FCC 15.203:

Type of connectors:

- Antenna connectors are not readily available to the public.

Information to users:

- The user manual does not show the end user how to access the connector.

Access to the connectors:

- The antennas are mounted in the interior of a vehicle and it is impossible to access them. They can only be accessed by disassembly of the vehicle, where such disassembly is not normally required.

