



SAR TEST REPORT

No. I22Z60667-SEM01

For

HONOR Device Co., Ltd.

Smart Phone

Model Name: VNE-N41

with

Hardware Version: HN2VNEM

Software Version: 4.2.0.55(C900E55R1P1)

FCC ID: 2AYGCVNE-N41

Issued Date: 2022-5-30

Note:

The report must not be used by the client to claim product certification, approval, or endorsement by NVLAP, NIST, or any agency of the U.S.Government.

Test Laboratory:

CTTL, Telecommunication Technology Labs, CAICT

No. 51, Xueyuan Road, Haidian District, Beijing, P. R. China 100191.

Tel:+86(0)10-62304633-2512, Fax:+86(0)10-62304633-2504

Email: ctl_terminals@caict.ac.cn, website: www.caict.ac.cn



REPORT HISTORY

Report Number	Revision	Issue Date	Description
I22Z60667-SEM01	Rev.0	2022-5-30	Initial creation of test report

TABLE OF CONTENT

1 TEST LABORATORY	5
1.1 TESTING LOCATION	5
1.2 TESTING ENVIRONMENT.....	5
1.3 PROJECT DATA	5
1.4 SIGNATURE.....	5
2 STATEMENT OF COMPLIANCE	6
3 CLIENT INFORMATION	8
3.1 APPLICANT INFORMATION	8
3.2 MANUFACTURER INFORMATION	8
4 EQUIPMENT UNDER TEST (EUT) AND ANCILLARY EQUIPMENT (AE)	9
4.1 ABOUT EUT	9
4.2 INTERNAL IDENTIFICATION OF EUT USED DURING THE TEST	10
4.3 INTERNAL IDENTIFICATION OF AE USED DURING THE TEST	10
5 TEST METHODOLOGY	11
5.1 APPLICABLE LIMIT REGULATIONS	11
5.2 APPLICABLE MEASUREMENT STANDARDS.....	11
6 SMART TRANSMIT FEATURE FOR RF EXPOSURE COMPLIANCE	12
7 SPECIFIC ABSORPTION RATE (SAR).....	15
7.1 INTRODUCTION.....	15
7.2 SAR DEFINITION.....	15
8 TISSUE SIMULATING LIQUIDS	16
8.1 TARGETS FOR TISSUE SIMULATING LIQUID	16
8.2 DIELECTRIC PERFORMANCE	16
9 SYSTEM VERIFICATION	20
9.1 SYSTEM SETUP.....	20
9.2 SYSTEM VERIFICATION.....	21
10 MEASUREMENT PROCEDURES	22
10.1 TESTS TO BE PERFORMED	22
10.2 GENERAL MEASUREMENT PROCEDURE.....	24
10.3 WCDMA MEASUREMENT PROCEDURES FOR SAR	25
10.4 SAR MEASUREMENT FOR LTE.....	26
10.5 BLUETOOTH & WI-FI MEASUREMENT PROCEDURES FOR SAR	28
10.6 POWER DRIFT.....	28
11 AREA SCAN BASED 1-G SAR.....	29
11.1 REQUIREMENT OF KDB.....	29

11.2 FAST SAR ALGORITHMS.....	29
12 CONDUCTED OUTPUT POWER.....	30
12.1 GSM MEASUREMENT RESULT	30
12.2 WCDMA MEASUREMENT RESULT	37
12.3 LTE MEASUREMENT RESULT	42
12.4 NR 5G MEASUREMENT RESULT.....	180
12.5 WI-FI AND BT MEASUREMENT RESULT	195
13 SIMULTANEOUS TX SAR CONSIDERATIONS.....	209
13.1 TRANSMIT ANTENNA SEPARATION DISTANCES	209
13.2 SAR MEASUREMENT POSITIONS	209
14 EVALUATION OF SIMULTANEOUS.....	210
15 SAR TEST RESULT	211
15.1 SAR RESULTS FOR 2G/3G/4G	214
15.2 SAR RESULTS FOR 5G NR.....	220
15.3 SAR RESULTS FOR WLAN	224
15.4 SAR RESULTS FOR BT	229
15.5 SAR RESULTS FOR PHABLET	230
16 SAR MEASUREMENT VARIABILITY.....	231
17 MEASUREMENT UNCERTAINTY	232
17.1 MEASUREMENT UNCERTAINTY FOR NORMAL SAR TESTS (300MHZ~3GHZ)	232
17.2 MEASUREMENT UNCERTAINTY FOR NORMAL SAR TESTS (3~6GHZ)	233
17.3 MEASUREMENT UNCERTAINTY FOR FAST SAR TESTS (300MHZ~3GHZ)	234
17.4 MEASUREMENT UNCERTAINTY FOR FAST SAR TESTS (3~6GHZ).....	235
18 MAIN TEST INSTRUMENTS.....	237
APPENDIXES	238

1 Test Laboratory

1.1 Testing Location

Company Name:	CTTL(Shouxiang)
Address:	No. 51, Xueyuan Road, Haidian District, Beijing, P. R. China 100191.

1.2 Testing Environment

Temperature:	18°C~25°C,
Relative humidity:	30%~ 70%
Ground system resistance:	< 0.5 Ω
Ambient noise & Reflection:	< 0.012 W/kg

1.3 Project Data

Project Leader:	Qi Dianyuan
Test Engineer:	Lin Xiaojun
Testing Start Date:	April 28, 2022
Testing End Date:	May 28, 2022

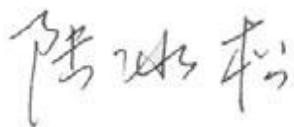
1.4 Signature



Yao Juming
(Prepared this test report)



Qi Dianyuan
(Reviewed this test report)



Lu Bingsong
Deputy Director of the laboratory
(Approved this test report)

2 Statement of Compliance

The maximum results of Specific Absorption Rate (SAR) found during testing for HONOR Device Co., Ltd. Smart Phone VNE-N41 is as follows:

Table 2.1: Highest Reported SAR (1g)

Mode		Antenna	Highest Reported SAR (1g)			
			1g SAR Head	1g SAR Hotspot	1g SAR Body-worn	10-g SAR Phablet
GSM	GSM 850	ANT0	0.18	0.44	0.23	/
	PCS 1900	ANT1	0.14	0.67	0.27	/
	GSM 850	ANT2	0.63	0.33	0.27	/
	PCS 1900	ANT2	0.89	0.33	0.23	/
WCDMA	UMTS FDD 5	ANT0	0.30	0.45	0.23	/
	UMTS FDD 2	ANT1	0.17	0.71	0.45	/
	UMTS FDD 5	ANT2	0.44	0.20	0.21	/
	UMTS FDD 2	ANT2	0.58	0.52	0.38	2.29
LTE	LTE Band 5	ANT0	0.21	0.25	0.15	/
	LTE Band 7	ANT1	0.09	0.17	0.13	/
	LTE Band 38	ANT5	0.80	0.18	0.14	/
	LTE Band 41-PC2	ANT5	0.50	0.22	0.22	/
	LTE Band 41-PC3	ANT5	0.57	0.18	0.26	/
	LTE Band 5	ANT2	0.30	0.15	0.17	/
	LTE Band 7	ANT2	0.51	0.30	0.24	/
	LTE Band 38	ANT3	0.49	0.40	0.18	/
	LTE Band 41-PC2	ANT3	0.49	0.33	0.21	/
	LTE Band 41-PC3	ANT3	0.47	0.32	0.20	/
	LTE Band 38	ANT1	0.01	0.43	0.20	/
	LTE Band 41-PC2	ANT1	0.05	0.57	0.32	/
	LTE Band 41-PC3	ANT1	0.04	0.62	0.28	/
	LTE Band 38	ANT2	0.25	0.25	0.14	/
	LTE Band 41-PC2	ANT2	0.14	0.11	0.07	/
	LTE Band 41-PC3	ANT2	0.15	0.12	0.07	/
NR	N7	ANT1	0.47	0.65	0.48	/
	N38	ANT5	0.60	0.21	0.27	/
	N41	ANT5	0.64	0.36	0.31	/
	N7	ANT2	0.56	0.45	0.22	/
	N38	ANT3	0.80	0.37	0.34	/
	N41	ANT3	0.89	0.73	0.36	/
	N38	ANT1	0.09	0.59	0.43	/
	N41	ANT1	0.30	0.35	0.22	/
	N38	ANT2	0.49	0.32	0.18	/
	N41	ANT2	0.35	0.32	0.22	/
WLAN 2.4 GHz		7	0.29	0.48	0.28	/
WLAN 5 GHz		8	0.27	0.19	0.40	0.85
BT		7	0.20	0.30	0.30	/

The SAR values found for the Mobile Phone are below the maximum recommended levels of 1.6 W/kg as averaged over any 1g tissue according to the ANSI C95.1-1992.

For body operation, this device has been tested and meets FCC RF exposure guidelines when used with any accessory that contains no metal and which provides a minimum separation distance of 10 mm between this device and the body of the user. Use of other accessories may not ensure compliance with FCC RF exposure guidelines.

The EUT battery must be fully charged and checked periodically during the test to ascertain uniform power output.

The measurement together with the test system set-up is described in annex C of this test report. A detailed description of the equipment under test can be found in chapter 4 of this test report. The highest reported SAR value is obtained at the case of **(Table 2.1)**, and the values are: **0.89 W/kg(1g)**.

Table 2.2: The sum of SAR values for Main antenna + WiFi

	Position	Main antenna	WiFi	BT	Sum
Highest SAR value	Left head, Cheek	0.800 (LTE B38 ANT5)	0.268 (WiFi5G ANT8)	0.201 (BT ANT7)	1.269

According to the above tables, the highest sum of reported SAR values is **1.269 W/kg (1g)**. The detail for simultaneous transmission consideration is described in chapter 14.

Table 2.4: The sum of SAR values for 10g extremity SAR

	Position	Main antenna	WiFi	BT	Sum	Limited
10-g extremity SAR (Separation Distance 0mm)	Top	2.286 (WCDMA1900 ANT2)	0.219 (WiFi5G ANT8)	0.085 (BT ANT7)	2.590	4.0

Conclusion:

According to the above tables, the sum of reported SAR values is <1.6W/kg. So the simultaneous transmission SAR with volume scans is not required.



3 Client Information

3.1 Applicant Information

Company Name:	HONOR Device Co., Ltd.
Address/Post:	Suite 3401,Unit A,Building 6,Shum Yip Sky Park,No.8089,Hongli West Road,Xiangmihu Street,Futian District,Shenzhen,Guangdong 518040,People's Republic of China
Contact Person:	/
Contact Email:	/
Telephone:	/
Fax	/

3.2 Manufacturer Information

Company Name:	HONOR Device Co., Ltd.
Address/Post:	Suite 3401,Unit A,Building 6,Shum Yip Sky Park,No.8089,Hongli West Road,Xiangmihu Street,Futian District,Shenzhen,Guangdong 518040,People's Republic of China
Contact Person:	/
Contact Email:	/
Telephone:	/
Fax	/

4 Equipment Under Test (EUT) and Ancillary Equipment (AE)

4.1 About EUT

Description:	Smart Phone
Model name:	VNE-N41
Tested Band:	GSM850/1900, WCDMA B2/5 LTE Band5/7/38/41 5G NR N7/38/41 BT, Wi-Fi(2.4G), Wi-Fi(5G)
Tx Frequency:	824 – 849 MHz (GSM 850)
	1850 – 1910 MHz (GSM 1900)
	824–849 MHz (WCDMA 850 Band V)
	1850–1910 MHz (WCDMA1900 Band II)
	824 – 849 MHz (LTE Band 5)
	2500 – 2570 MHz(LTE Band 7)
	2570 – 2620 MHz (LTE Band 38)
	2496 – 2690 MHz (LTE Band 41)
	2412 – 2462 MHz (Wi-Fi 2.4G)
	5180 – 5240 MHz (Wi-Fi 5.2G)
	5260 – 5320 MHz (Wi-Fi 5.3G)
	5500 – 5720 MHz (Wi-Fi 5.5G)
	5745 – 5825 MHz (Wi-Fi 5.8G)
	2400 – 2483.5 MHz (Bluetooth)
2500 – 2570 MHz (NR n7)	
2570 – 2620 MHz (NR n38)	
2496 – 2690 MHz (n41)	
GPRS/EGPRS Multislot Class:	12
Test device production information:	Production unit
Device type:	Portable device
Antenna type:	Integrated antenna
Hotspot mode:	Support

4.2 Internal Identification of EUT used during the test

EUT ID*	IMEI/SN	HW Version	SW Version
EUT1	AAYSNU2329400023	HN2VNEM	4.2.0.55(C900E55R1P1)
EUT2	AAYSNU2329400089	HN2VNEM	4.2.0.55(C900E55R1P1)
EUT3	864258060052098/864258060066569	HN2VNEM	4.2.0.55(C900E55R1P1)
EUT4	864258060051595/864258060066064	HN2VNEM	4.2.0.55(C900E55R1P1)
EUT5	AASYNU2329400292	HN2VNEM	4.2.0.55(C900E55R1P1)
EUT6	AASYNU2329400310	HN2VNEM	4.2.0.55(C900E55R1P1)
EUT7	864258060053203/864258060067674	HN2VNEM	4.2.0.55(C900E55R1P1)
EUT8	864258060053963/864258060068433	HN2VNEM	4.2.0.55(C900E55R1P1)
EUT9	864258060051835/864258060066304	HN2VNEM	4.2.0.55(C900E55R1P1)
EUT10	864258060052643/864258060067112	HN2VNEM	4.2.0.55(C900E55R1P1)
EUT11	864258060053377/864258060067849	HN2VNEM	4.2.0.55(C900E55R1P1)
EUT12	864258060053351/864258060067823	HN2VNEM	4.2.0.55(C900E55R1P1)
EUT13	AAYSNU2329400044	HN2VNEM	4.2.0.55(C900E55R1P1)
EUT14	864258060051983/864258060066452	HN2VNEM	4.2.0.55(C900E55R1P1)
EUT15	AAYSNU2329400241	HN2VNEM	4.2.0.55(C900E55R1P1)

*EUT ID: is used to identify the test sample in the lab internally.

Note: It is performed to test SAR with the EUT1~8 and conducted power with the EUT9~15.

4.3 Internal Identification of AE used during the test

AE ID*	Description	Model	SN	Manufacturer
AE1	Battery	HB496590EFW	/	Honor Device Co., Ltd. (Manufacturer: SCUD)
AE2	Battery	HB496590EFW-F	/	Honor Device Co., Ltd. (Manufacturer: SCUD)
AE3	Battery	HB496590EFW		Honor Device Co., Ltd. (Manufacturer: NVT)
AE4	Battery	HB496590EFW-F		Honor Device Co., Ltd. (Manufacturer: NVT)
AE5	Headset	1293-3283-3.5mm-339	/	BOLUO COUNTY QUANCHENG ELECTRONIC CO.,LTD.
AE6	Headset	EPAB542-2WH05-DH		FOXCONN INTERCONNECT TECHNOLOGY LIMITED
AE7	Headset	MEND1532B528A11		Jiangxi Lianchuang Hongsheng Electronic Co., LTD.

*AE ID: is used to identify the test sample in the lab internally.

5 TEST METHODOLOGY

5.1 Applicable Limit Regulations

ANSI C95.1–1992:IEEE Standard for Safety Levels with Respect to Human Exposure to Radio Frequency Electromagnetic Fields, 3 kHz to 300 GHz.

It specifies the maximum exposure limit of **1.6 W/kg** as averaged over any 1 gram of tissue for portable devices being used within 20 cm of the user in the uncontrolled environment.

5.2 Applicable Measurement Standards

IEEE 1528–2013: Recommended Practice for Determining the Peak Spatial-Average Specific Absorption Rate (SAR) in the Human Head from Wireless Communications Devices: Measurement Techniques.

KDB447498 D01: General RF Exposure Guidance v06: Mobile and Portable Devices RF Exposure Procedures and Equipment Authorization Policies.

KDB648474 D04 Handset SAR v01r03: SAR Evaluation Considerations for Wireless Handsets.

KDB941225 D01 SAR test for 3G devices v03r01: SAR Measurement Procedures for 3G Devices

KDB941225 D05 SAR for LTE Devices v02r05: SAR Evaluation Considerations for LTE Devices

KDB941225 D06 Hotspot Mode SAR v02r01: SAR Evaluation Procedures for Portable Devices with Wireless Router Capabilities

KDB248227 D01 802.11 Wi-Fi SAR v02r02: SAR GUIDANCE FOR IEEE 802.11 (Wi-Fi) TRANSMITTERS

KDB865664 D01 SAR measurement 100 MHz to 6 GHz v01r04: SAR Measurement Requirements for 100 MHz to 6 GHz.

KDB865664 D02 RF Exposure Reporting v01r02: RF Exposure Compliance Reporting and Documentation Considerations

TCB Workshop Nov 2017:RF Exposure Procedures (Carrier Aggregation SAR)

TCB Workshop Nov 2019:RF Exposure Policy Updates (5G NR NSA Sub 6G SAR)

6 Smart Transmit feature for RF Exposure compliance

The FCC RF exposure limit is defined based on time-averaged RF exposure. The product implements Qualcomm Smart Transmit feature which controls the instantaneous transmitting power for WWAN transmitter to ensure the product in compliance with FCC RF exposure limit over a defined time window for SAR (transmit frequency \leq 6GHz). To control and manage transmitting power in real time and to ensure at all times the time-averaged RF exposure is compliant to the regulation requirement.

The purpose of the Part 1 test in this report is to demonstrate that the device meets the FCC SAR limits when transmitting in static transmission scenario at maximum allowable time-averaged power levels. The parameters obtained from SAR characterization (referred to as SAR char, respectively) will be used as input for Smart Transmit. SAR char will be entered via the Embedded File System (EFS) to enable the Smart Transmit Feature.

WLAN/BT operations are not enabled with Smart Transmit.

Term	Description
P_{limit}	The time-averaged RF power which corresponds to SAR_design_target.
P_{max}	Maximum target power level
SAR_design_target:	The design target for SAR compliance. It should be less than regulatory power density limit to account for all device design related uncertainties.
SAR Char	P_{limit} for all the technologies/bands for all applicable DSI

Smart Transmit allows the device to transmit at higher power instantaneously, as high as P_{max} , when needed, but enforces power limiting to maintain time-averaged transmit power to P_{limit} . Below table shows P_{limit} EFS settings and maximum tune up output power P_{max} configured for this EUT for various transmit conditions (Device State Index DSI).

DSI and Corresponding Exposure Scenarios

Scenario	Description
DSI8	Receiver on(Standalone)
DSI5	Receiver on(WWAN+WLAN)
DSI3	Receiver off(Standalone)
DSI9	Receiver off(WWAN+WLAN)
DSI13	Hotspot on

<P_{limit} for supported technologies and bands (P_{limit} in EFS file)>

Band	Antenna	P _{limit}					P _{max} *
		Body	WWAN+2.4GWifi or 5GWifi Head	Head	WWAN+2.4GWifi or 5GWifi Body	Hostpot	
		DSI 3	DSI 5	DSI 8	DSI 9	DSI 13	
GSM_B850	0	32.5	32.5	32.5	32.5	28.5	32.5
GSM_B850	2	32.5	32.5	32.5	32.5	32.5	32.5
GSM_B1900	1	30	30	30	30	30	30
GSM_B1900	2	27.5	23	23.5	27	23	30
LTE_B5	0	24	24	24	24	24	24
LTE_B5	2	24	21	21.5	24	21.5	24
LTE_B7	1	20	19.5	23	19.5	19.5	23
LTE_B7	2	18.5	17.5	18	18	17.5	23
LTE_B38	5	22.5	19.5	20	22	19.5	23.5
LTE_B38	3	22	22	22.5	21.5	21.5	23.5
LTE_B38	1	21	20.5	21	20.5	20	22.5
LTE_B38	2	18.1	17.1	17.6	17.6	17.1	21.1
LTE_B41(PC2)	5	24.8	21.3	21.8	23.8	21.3	25.2
LTE_B41(PC2)	3	24.3	22.8	23.3	23.8	22.8	25.2
LTE_B41(PC2)	1	23.2	23.2	23.2	23.2	22.8	23.2
LTE_B41(PC2)	2	19.9	18.4	18.9	19.4	18.4	22.8
LTE_B41(PC3)	5	23.2	19.7	20.2	22.2	19.7	23.2
LTE_B41(PC3)	3	22.7	21.2	21.7	22.2	21.2	23.2
LTE_B41(PC3)	1	21.2	21.2	21.2	21.2	21.2	21.2
LTE_B41(PC3)	2	18.3	16.8	17.3	17.8	16.8	20.8
NR5G_N7	1	19.5	19	23	19	18.5	23
NR5G_N7	2	18	17.5	18	17.5	17.5	23
NR5G_N38	5	19.5	16.5	17	19	16.5	23.5
NR5G_N38	3	18	18.5	19	17.5	17.5	23.5
NR5G_N38	1	19.5	18.5	22.5	19	17.5	22.5
NR5G_N38	2	16	15	15.5	15.5	15	21
NR5G_N41(PC2)	5	20.2	16.7	17.2	19.7	16.7	25.2
NR5G_N41(PC2)	3	18.2	18.7	19.2	17.7	17.7	25.2
NR5G_N41(PC2)	1	17.7	17.7	23.2	17.2	16.2	23.2
NR5G_N41(PC2)	2	16.3	15.3	15.8	15.8	15.3	22.8
NR5G_N41(PC3)	5	20.2	16.7	17.2	19.7	16.7	23.2
NR5G_N41(PC3)	3	18.2	18.7	19.2	17.7	17.7	23.2
NR5G_N41(PC3)	1	17.7	17.7	21.2	17.2	16.2	21.2
NR5G_N41(PC3)	2	16.3	15.3	15.8	15.8	15.3	20.8
WCDMA_B2	1	21.8	21.3	23.3	21.3	21.3	23.3
WCDMA_B2	2	18.8	14.8	14.8	18.3	14.8	23.3
WCDMA_B5	0	24	24	24	24	24	24
WCDMA_B5	2	24	21	21.5	23	21	24

Note:

- 1 When P_{max} < P_{limit}, the DUT will operate at a power level up to P_{max}.
- 2 P_{max} is used for RF tune up procedure. The maximum allowed output power is equal to P_{max} + device uncertainty.

5G NR + LTE + WLAN + BT Sim-Tx analysis:

In 5G NR + LTE + WLAN + BT simultaneous transmission, 5G NR and LTE transmission are managed and controlled by Qualcomm® Smart Transmit, while the RF exposure from WLAN and BT radios is managed using legacy approach, i.e., through a fixed power back-off if needed.

Since WLAN and BT do not employ time-averaging, 1gSAR and 10gSAR measurement for WLAN and BT need to be conducted at their corresponding rated power following current FCC test procedures to determine reported SAR values.

Smart Transmit current implementation assumes hotspots from 5G NR and LTE are collocated. Therefore, for a total of 100% exposure margin, if LTE uses x%, then the exposure margin left for 5G NR is capped to (100-x)%. Thus, the compliance equation for LTE + 5G NR is

$$x\% * A + (100-x)\% * B \leq 1.0,$$

Where, A is normalized reported time-averaged SAR exposure ratio from LTE, and $A \leq 1.0$; B is normalized reported time-averaged exposure ratio from 5G NR (i.e., PD exposure for mmW NR or SAR exposure for sub6 NR), and $B \leq 1.0$.

Let C = normalized reported SAR exposure ratio from WLAN+BT, then for compliance,

$$x\% * A + (100-x)\% * B + C \leq 1.0 \quad (1)$$

$$x\% * A + (100-x)\% * B \leq x\% * \max(A, B) + (100-x)\% * \max(A, B) \leq \max(A, B)$$

$$x\% * A + (100-x)\% * B + C \leq \max(A, B) + C \leq 1.0 \quad (2)$$

if $A + C \leq 1.0$ and $B + C \leq 1.0$ can be proven, then “ $x\% * A + (100-x)\% * B + C \leq 1.0$ ” . Therefore simultaneous transmission analysis for 5G NR + LTE + WLAN + BT can be performed in two steps

Step 1: Prove total exposure ratio (TER) of LTE + WLAN + BT < 1

Step 2: Prove total exposure ratio (TER) of 5G NR + WLAN + BT < 1

Step 1: it's justified in Part 1 SAR report

Step 2: it's justified in section 12.1

7 Specific Absorption Rate (SAR)

7.1 Introduction

SAR is related to the rate at which energy is absorbed per unit mass in an object exposed to a radio field. The SAR distribution in a biological body is complicated and is usually carried out by experimental techniques or numerical modeling. The standard recommends limits for two tiers of groups, occupational/controlled and general population/uncontrolled, based on a person's awareness and ability to exercise control over his or her exposure. In general, occupational/controlled exposure limits are higher than the limits for general population/uncontrolled.

7.2 SAR Definition

The SAR definition is the time derivative (rate) of the incremental energy (dW) absorbed by (dissipated in) an incremental mass (dm) contained in a volume element (dv) of a given density (ρ). The equation description is as below:

$$SAR = \frac{d}{dt} \left(\frac{dW}{dm} \right) = \frac{d}{dt} \left(\frac{dW}{\rho dv} \right)$$

SAR is expressed in units of Watts per kilogram (W/kg)

SAR measurement can be either related to the temperature elevation in tissue by

$$SAR = c \left(\frac{\delta T}{\delta t} \right)$$

Where: C is the specific heat capacity, δT is the temperature rise and δt is the exposure duration, or related to the electrical field in the tissue by

$$SAR = \frac{\sigma |E|^2}{\rho}$$

Where: σ is the conductivity of the tissue, ρ is the mass density of tissue and E is the RMS electrical field strength.

However for evaluating SAR of low power transmitter, electrical field measurement is typically applied.

8 Tissue Simulating Liquids

8.1 Targets for tissue simulating liquid

The dielectric constant (ϵ_r) and conductivity(σ) of typical tissue-equivalent media recipes are expected to be within $\pm 5\%$ of the required target values; but for SAR measurement systems that have implemented the SAR error compensation algorithms documented in IEEE Std 1528-2013, to automatically compensate the measured SAR results for deviations between the measured and required tissue dielectric parameters the tolerance for ϵ_r and σ may be relaxed to $\pm 10\%$. This is limited to frequencies ≤ 3 GHz.

Table 8.1: Targets for tissue simulating liquid

Frequency(MHz)	Liquid Type	Conductivity(σ)	$\pm 10\%$ Range	Permittivity(ϵ)	$\pm 10\%$ Range
750	Head	0.89	0.80~0.98	41.94	37.75~46.13
835	Head	0.90	0.81~0.99	41.5	37.35~45.65
1750	Head	1.40	1.26~1.54	40.0	36~44
1900	Head	1.40	1.26~1.54	40.0	36~44
2450	Head	1.80	1.62~1.98	39.2	35.28~43.12
2600	Head	1.96	1.76~2.16	39.01	35.11~42.91

Frequency(MHz)	Liquid Type	Conductivity(σ)	$\pm 5\%$ Range	Permittivity(ϵ)	$\pm 5\%$ Range
5250	Head	4.71	4.47~4.95	35.93	34.13~37.73
5600	Head	5.07	4.82~5.32	35.53	33.8~37.3
5750	Head	5.22	4.96~5.48	35.36	33.59~37.13


8.2 Dielectric Performance

Table 8.2: Dielectric Performance of Tissue Simulating Liquid


Measurement Date (yyyy-mm-dd)	Type	Frequency	Permittivity ϵ	Drift (%)	Conductivity σ (S/m)	Drift (%)
2022/4/28	Head	835 MHz	43.59	5.04	0.861	-4.33
2022/5/1	Head	1900 MHz	41.27	3.18	1.421	1.50
2022/5/13	Head	2450 MHz	40.49	3.29	1.83	1.67
2022/5/3	Head	2600 MHz	40.16	2.95	1.96	0.00
2022/5/8	Head	2600 MHz	40.06	2.69	1.956	-0.20
2022/5/12	Head	2600 MHz	41.06	5.26	1.992	1.63
2022/5/2	Head	2600 MHz	41.93	7.49	2.025	3.32
2022/5/5	Head	2600 MHz	41.47	6.30	2.047	4.44
2022/5/25	Head	2600 MHz	41.15	5.49	2.085	6.38
2022/5/28	Head	2600 MHz	39.72	1.82	1.982	1.12
2022/5/14	Head	5250 MHz	34.96	-2.70	4.582	-2.72
2022/5/15	Head	5600 MHz	34.32	-3.41	4.956	-2.25

2022/5/16	Head	5750 MHz	34.04	-3.73	5.121	-1.90
-----------	------	----------	-------	-------	-------	-------

Note: The liquid temperature is 22.0°C




Picture 8-1 Liquid depth in the Head Phantom (835 MHz)



Picture 8-2 Liquid depth in the Head Phantom (1900 MHz)



Picture 8-3 Liquid depth in the Head Phantom (2450MHz)



Picture 8-4 Liquid depth in the Head Phantom (2600 MHz)

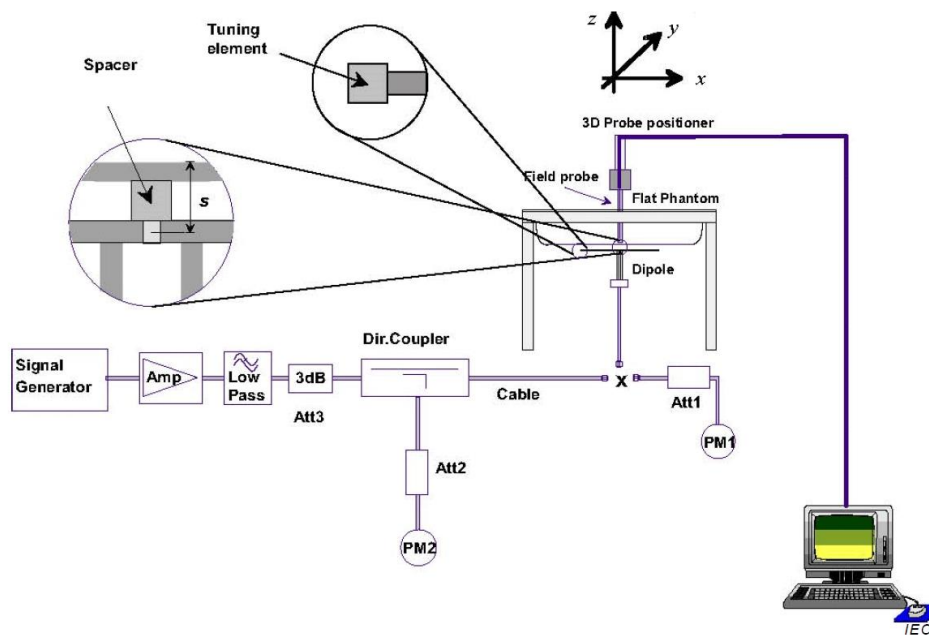


Picture 8-5 Liquid depth in the Head Phantom (5GHz)

9 System verification

9.1 System Setup

In the simplified setup for system evaluation, the DUT is replaced by a calibrated dipole and the power source is replaced by a continuous wave that comes from a signal generator. The calibrated dipole must be placed beneath the flat phantom section of the SAM twin phantom with the correct distance holder. The distance holder should touch the phantom surface with a light pressure at the reference marking and be oriented parallel to the long side of the phantom. The equipment setup is shown below:



Picture 9-1 System Setup for System Evaluation



Picture 9-2 Photo of Dipole Setup

9.2 System Verification

SAR system verification is required to confirm measurement accuracy, according to the tissue dielectric media, probe calibration points and other system operating parameters required for measuring the SAR of a test device. The system verification must be performed for each frequency band and within the valid range of each probe calibration point required for testing the device.

The system verification results are required that the area scan estimated 1-g SAR is within 3% of the zoom scan 1-g SAR. The details are presented in annex B.

Table 9.1: System Verification of Head

Measurement Date (yyyy-mm-dd)	Frequency	Target value (W/kg)		Measured value(W/kg)		Deviation	
		10 g Average	1 g Average	10 g Average	1 g Average	10 g Average	1 g Average
2022/4/28	850 MHz	6.24	9.63	6.20	9.48	-0.64%	-1.56%
2022/5/1	1900 MHz	20.9	40.1	20.6	40.0	-1.44%	-0.35%
2022/5/13	2450 MHz	24.9	53.3	23.6	51.2	-5.06%	-3.94%
2022/5/3	2600 MHz	25.5	57.1	24.9	56.4	-2.27%	-1.23%
2022/5/8	2600 MHz	25.5	57.1	25.5	57.6	0.08%	0.88%
2022/5/12	2600 MHz	25.5	57.1	25.2	56.8	-1.02%	-0.53%
2022/5/2	2600 MHz	25.5	57.1	25.2	56.8	-1.33%	-0.53%
2022/5/5	2600 MHz	25.5	57.1	24.4	55.6	-4.16%	-2.63%
2022/5/25	2600 MHz	25.5	57.1	24.6	55.6	-3.69%	-2.63%
2022/5/28	2600 MHz	25.5	57.1	25.9	57.6	1.49%	0.88%
2022/5/14	5250 MHz	22.7	79.5	22.3	77.4	-1.76%	-2.64%
2022/5/15	5600 MHz	23.7	83.8	23.2	80.6	-2.11%	-3.82%
2022/5/16	5750 MHz	22.7	81.0	22.2	77.8	-2.20%	-3.95%

10 Measurement Procedures

10.1 Tests to be performed

In order to determine the highest value of the peak spatial-average SAR of a handset, all device positions, configurations and operational modes shall be tested for each frequency band according to steps 1 to 3 below. A flowchart of the test process is shown in picture 9.1.

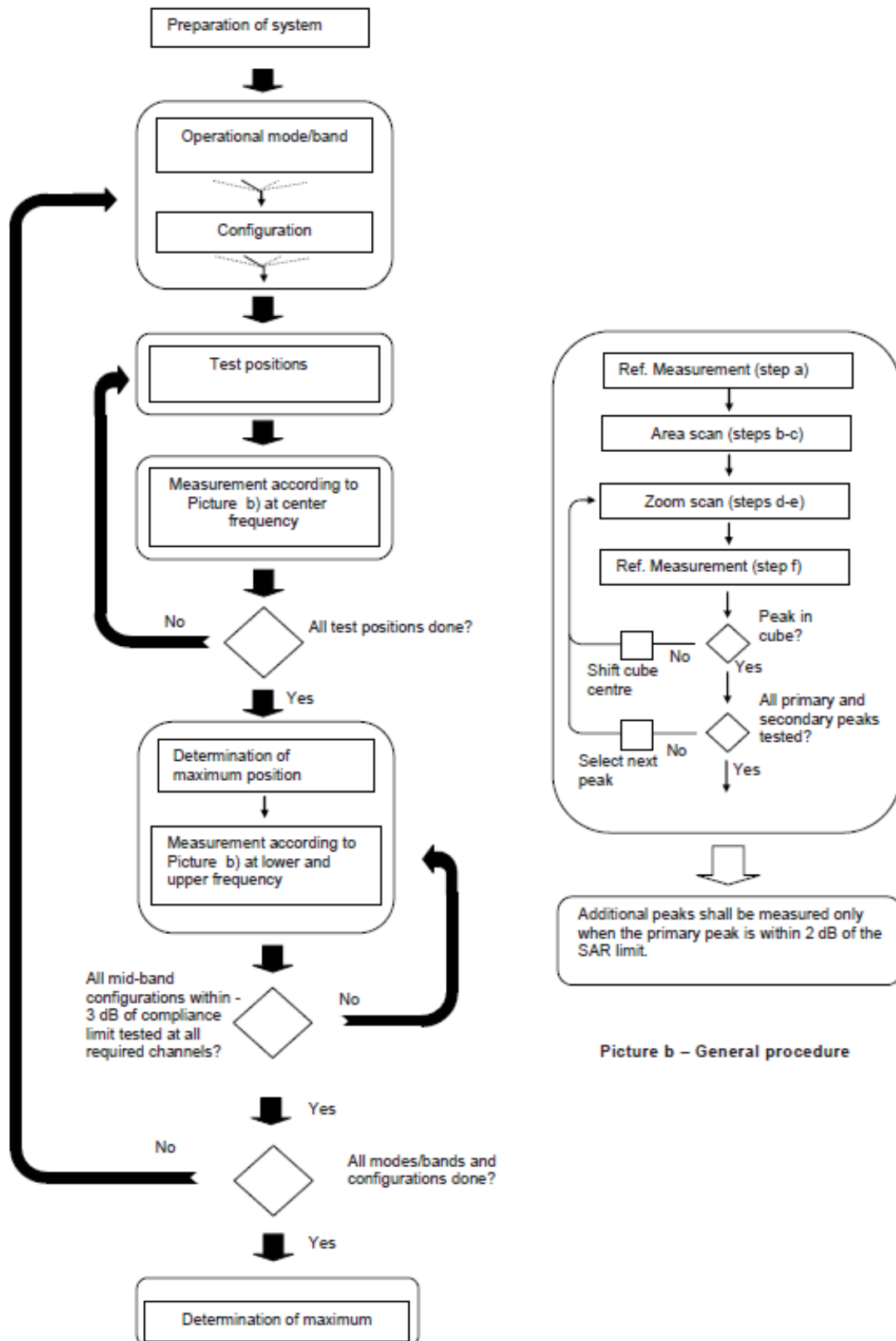
Step 1: The tests described in 9.2 shall be performed at the channel that is closest to the centre of the transmit frequency band (f_c) for:

- a) all device positions (cheek and tilt, for both left and right sides of the SAM phantom, as described in annex D),
- b) all configurations for each device position in a), e.g., antenna extended and retracted, and
- c) all operational modes, e.g., analogue and digital, for each device position in a) and configuration in b) in each frequency band.

If more than three frequencies need to be tested according to 11.1 (i.e., $N_c > 3$), then all frequencies, configurations and modes shall be tested for all of the above test conditions.

Step 2: For the condition providing highest peak spatial-average SAR determined in Step 1, perform all tests described in 9.2 at all other test frequencies, i.e., lowest and highest frequencies. In addition, for all other conditions (device position, configuration and operational mode) where the peak spatial-average SAR value determined in Step 1 is within 3 dB of the applicable SAR limit, it is recommended that all other test frequencies shall be tested as well.

Step 3: Examine all data to determine the highest value of the peak spatial-average SAR found in Steps 1 to 2.



Picture a – Tests to be performed

Picture b – General procedure

Picture 10-1 Block diagram of the tests to be performed

10.2 General Measurement Procedure

The area and zoom scan resolutions specified in the table below must be applied to the SAR measurements and fully documented in SAR reports to qualify for TCB approval. Probe boundary effect error compensation is required for measurements with the probe tip closer than half a probe tip diameter to the phantom surface. Both the probe tip diameter and sensor offset distance must satisfy measurement protocols; to ensure probe boundary effect errors are minimized and the higher fields closest to the phantom surface can be correctly measured and extrapolated to the phantom surface for computing 1-g SAR. Tolerances of the post-processing algorithms must be verified by the test laboratory for the scan resolutions used in the SAR measurements, according to the reference distribution functions specified in IEEE standard 1528 and IEC 62209 standards. The results should be documented as part of the system validation records and may be requested to support test results when all the measurement parameters in the following table are not satisfied.

		≤ 3 GHz	> 3 GHz
Maximum distance from closest measurement point (geometric center of probe sensors) to phantom surface		5 ± 1 mm	$\frac{1}{2} \cdot \delta \cdot \ln(2) \pm 0.5$ mm
Maximum probe angle from probe axis to phantom surface normal at the measurement location		$30^\circ \pm 1^\circ$	$20^\circ \pm 1^\circ$
Maximum area scan spatial resolution: Δx_{Area} , Δy_{Area}		≤ 2 GHz: ≤ 15 mm 2 – 3 GHz: ≤ 12 mm	3 – 4 GHz: ≤ 12 mm 4 – 6 GHz: ≤ 10 mm
		When the x or y dimension of the test device, in the measurement plane orientation, is smaller than the above, the measurement resolution must be \leq the corresponding x or y dimension of the test device with at least one measurement point on the test device.	
Maximum zoom scan spatial resolution: Δx_{Zoom} , Δy_{Zoom}		≤ 2 GHz: ≤ 8 mm 2 – 3 GHz: ≤ 5 mm*	3 – 4 GHz: ≤ 5 mm* 4 – 6 GHz: ≤ 4 mm*
Maximum zoom scan spatial resolution, normal to phantom surface	uniform grid: $\Delta z_{Zoom}(n)$	≤ 5 mm	3 – 4 GHz: ≤ 4 mm 4 – 5 GHz: ≤ 3 mm 5 – 6 GHz: ≤ 2 mm
	graded grid	$\Delta z_{Zoom}(1)$: between 1 st two points closest to phantom surface	≤ 4 mm
		$\Delta z_{Zoom}(n>1)$: between subsequent points	$\leq 1.5 \cdot \Delta z_{Zoom}(n-1)$
Minimum zoom scan volume	x, y, z	≥ 30 mm	3 – 4 GHz: ≥ 28 mm 4 – 5 GHz: ≥ 25 mm 5 – 6 GHz: ≥ 22 mm
Note: δ is the penetration depth of a plane-wave at normal incidence to the tissue medium; see draft standard IEEE P1528-2011 for details. * When zoom scan is required and the <i>reported</i> SAR from the area scan based 1-g SAR estimation procedures of KDB 447498 is ≤ 1.4 W/kg, ≤ 8 mm, ≤ 7 mm and ≤ 5 mm zoom scan resolution may be applied, respectively, for 2 GHz to 3 GHz, 3 GHz to 4 GHz and 4 GHz to 6 GHz.			

10.3 WCDMA Measurement Procedures for SAR

The following procedures are applicable to WCDMA handsets operating under 3GPP Release99, Release 5 and Release 6. The default test configuration is to measure SAR with an established radio link between the DUT and a communication test set using a 12.2kbps RMC (reference measurement channel) configured in Test Loop Mode 1. SAR is selectively confirmed for other physical channel configurations (DPCCH & DPDCH_n), HSDPA and HSPA (HSUPA/HSDPA) modes according to output power, exposure conditions and device operating capabilities. Both uplink and downlink should be configured with the same RMC or AMR, when required. SAR for Release 5 HSDPA and Release 6 HSPA are measured using the applicable FRC (fixed reference channel) and E-DCH reference channel configurations. Maximum output power is verified according to applicable versions of 3GPP TS 34.121 and SAR must be measured according to these maximum output conditions. When Maximum Power Reduction (MPR) is not implemented according to Cubic Metric (CM) requirements for Release 6 HSPA, the following procedures do not apply.

For Release 5 HSDPA Data Devices:

Sub-test	β_c	β_d	β_d (SF)	β_c / β_d	β_{hs}	CM/dB
1	2/15	15/15	64	2/15	4/15	0.0
2	12/15	15/15	64	12/15	24/25	1.0
3	15/15	8/15	64	15/8	30/15	1.5
4	15/15	4/15	64	15/4	30/15	1.5

For Release 6 HSPA Data Devices

Sub-test	β_c	β_d	β_d (SF)	β_c / β_d	β_{hs}	β_{ec}	β_{ed}	β_{ed} (SF)	β_{ed} (codes)	CM (dB)	MPR (dB)	AG Index	E-TFCI
1	11/15	15/15	64	11/15	22/15	209/225	1039/225	4	1	1.5	1.5	20	75
2	6/15	15/15	64	6/15	12/15	12/15	12/15	4	1	1.5	1.5	12	67
3	15/15	9/15	64	15/9	30/15	30/15	$\beta_{ed1}:47/15$ $\beta_{ed2}:47/15$	4	2	1.5	1.5	15	92
4	2/15	15/15	64	2/15	4/15	4/15	56/75	4	1	1.5	1.5	17	71
5	15/15	15/15	64	15/15	24/15	30/15	134/15	4	1	1.5	1.5	21	81

Rel.8 DC-HSDPA (Cat 24)

SAR test exclusion for Rel.8 DC-HSDPA must satisfy the SAR test exclusion requirements of Rel.5 HSDPA. SAR test exclusion for DC-HSDPA devices is determined by power measurements according to the H-Set 12, Fixed Reference Channel (FRC) configuration in Table C.8.1.12 of 3GPP TS 34.121-1. A primary and a secondary serving HS-DSCH Cell are required to perform the power measurement and for the results to qualify for SAR test exclusion.

10.4 SAR Measurement for LTE

SAR tests for LTE are performed with a base station simulator, Rohde & Schwarz CMW500. Closed loop power control was used so the UE transmits with maximum output power during SAR testing. All powers were measured with the CMW 500.

It is performed for conducted power and SAR based on the KDB941225 D05.

SAR is evaluated separately according to the following procedures for the different test positions in each exposure condition – head, body, body-worn accessories and other use conditions. The procedures in the following subsections are applied separately to test each LTE frequency band.

1) QPSK with 1 RB allocation

Start with the largest channel bandwidth and measure SAR for QPSK with 1 RB allocation, using the RB offset and required test channel combination with the highest maximum output power among RB offsets at the upper edge, middle and lower edge of each required test channel. When the reported SAR is ≤ 0.8 W/kg, testing of the remaining RB offset configurations and required test channels is not required for 1 RB allocation; otherwise, SAR is required for the remaining required test channels and only for the RB offset configuration with the highest output power for that channel. When the reported SAR of a required test channel is > 1.45 W/kg, SAR is required for all three RB offset configurations for that required test channel.

2) QPSK with 50% RB allocation

The procedures required for 1 RB allocation in 1) are applied to measure the SAR for QPSK with 50% RB allocation.

3) QPSK with 100% RB allocation

For QPSK with 100% RB allocation, SAR is not required when the highest maximum output power for 100 % RB allocation is less than the highest maximum output power in 50% and 1 RB allocations and the highest reported SAR for 1 RB and 50% RB allocation in 1) and 2) are ≤ 0.8 W/kg. Otherwise, SAR is measured for the highest output power channel; and if the reported SAR is > 1.45 W/kg, the remaining required test channels must also be tested.

TDD test:

TDD testing is performed using guidance from FCC KDB 941225 D05 and the SAR test guidance provided in April 2013 TCB works hop notes. TDD is tested at the highest duty factor using UL-DL configuration 0 with special subframe configuration 6 and applying the FDD LTE procedures in KDB 941225 D05. SAR testing is performed using the extended cyclic prefix listed in 3GPP TS 36.211.

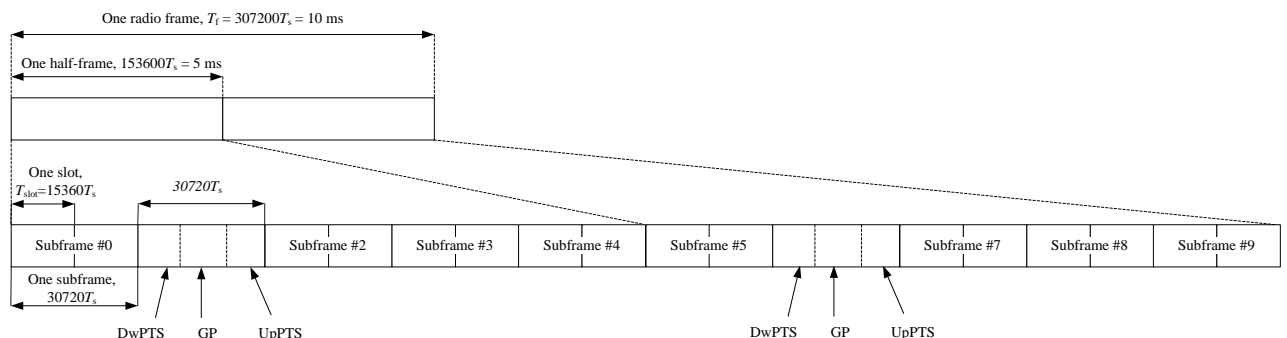


Figure 9.2: Frame structure type 2 (for 5 ms switch-point periodicity)

Table 9.1: Configuration of special subframe (lengths of DwPTS/GP/UpPTS)

Special subframe configuration	Normal cyclic prefix in downlink			Extended cyclic prefix in downlink		
	DwPTS	UpPTS		DwPTS	UpPTS	
		Normal cyclic prefix in uplink	Extended cyclic prefix in uplink		Normal cyclic prefix in uplink	Extended cyclic prefix in uplink
0	$6592 \cdot T_s$	$2192 \cdot T_s$	$2560 \cdot T_s$	$7680 \cdot T_s$	$2192 \cdot T_s$	$2560 \cdot T_s$
1	$19760 \cdot T_s$			$20480 \cdot T_s$		
2	$21952 \cdot T_s$			$23040 \cdot T_s$		
3	$24144 \cdot T_s$			$25600 \cdot T_s$		
4	$26336 \cdot T_s$			$7680 \cdot T_s$		
5	$6592 \cdot T_s$	$4384 \cdot T_s$	$5120 \cdot T_s$	$20480 \cdot T_s$	$4384 \cdot T_s$	$5120 \cdot T_s$
6	$19760 \cdot T_s$			$23040 \cdot T_s$		
7	$21952 \cdot T_s$			$12800 \cdot T_s$		
8	$24144 \cdot T_s$			-		
9	$13168 \cdot T_s$			-		

Table 9.2: Uplink-downlink configurations

Uplink-downlink configuration	Downlink-to-Uplink Switch-point periodicity	Subframe number									
		0	1	2	3	4	5	6	7	8	9
0	5 ms	D	S	U	U	U	D	S	U	U	U
1	5 ms	D	S	U	U	D	D	S	U	U	D
2	5 ms	D	S	U	D	D	D	S	U	D	D
3	10 ms	D	S	U	U	U	D	D	D	D	D
4	10 ms	D	S	U	U	D	D	D	D	D	D
5	10 ms	D	S	U	D	D	D	D	D	D	D
6	5 ms	D	S	U	U	U	D	S	U	U	D

Duty factor is calculated by:

Duty factor = uplink frame*6+UpPTS*2/one frame length

$$= (30720 \cdot T_s * 6 + 5120 \cdot T_s * 2) / 307200 \cdot T_s$$

$$= 0.633$$

10.5 Bluetooth & Wi-Fi Measurement Procedures for SAR

Normal network operating configurations are not suitable for measuring the SAR of 802.11 transmitters in general. Unpredictable fluctuations in network traffic and antenna diversity conditions can introduce undesirable variations in SAR results. The SAR for these devices should be measured using chipset based test mode software to ensure that the results are consistent and reliable.

Chipset based test mode software is hardware dependent and generally varies among manufacturers. The device operating parameters established in a test mode for SAR measurements must be identical to those programmed in production units, including output power levels, amplifier gain settings and other RF performance tuning parameters. The test frequencies should correspond to actual channel frequencies defined for domestic use. SAR for devices with switched diversity should be measured with only one antenna transmitting at a time during each SAR measurement, according to a fixed modulation and data rate. The same data pattern should be used for all measurements.

10.6 Power Drift

To control the output power stability during the SAR test, DASY5 system calculates the power drift by measuring the E-field at the same location at the beginning and at the end of the measurement for each test position. These drift values can be found in section 14 labeled as: (Power Drift [dB]). This ensures that the power drift during one measurement is within 5%.

11 Area Scan Based 1-g SAR

11.1 Requirement of KDB

According to the KDB447498 D01, when the implementation is based the specific polynomial fit algorithm as presented at the 29th Bioelectromagnetics Society meeting (2007) and the estimated 1-gSAR is ≤ 1.2 W/kg, a zoom scan measurement is not required provided it is also not needed for any other purpose; for example, if the peak SAR location required for simultaneous transmission SAR test exclusion can be determined accurately by the SAR system or manually to discriminate between distinctive peaks and scattered noisy SAR distributions from area scans.

There must not be any warning or alert messages due to various measurement concerns identified by the SAR system; for example, noise in measurements, peaks too close to scan boundary, peaks are too sharp, spatial resolution and uncertainty issues etc. The SAR system verification must also demonstrate that the area scan estimated 1-g SAR is within 3% of the zoom scan 1-g SAR (See Annex B). When all the SAR results for each exposure condition in a frequency band and wireless mode are based on estimated 1-g SAR, the 1-g SAR for the highest SAR configuration must be determined by a zoom scan.

11.2 Fast SAR Algorithms

The approach is based on the area scan measurement applying a frequency dependent attenuation parameter. This attenuation parameter was empirically determined by analyzing a large number of phones. The MOTOROLA FAST SAR was developed and validated by the MOTOROLA Research Group in Ft. Lauderdale.

In the initial study, an approximation algorithm based on Linear fit was developed. The accuracy of the algorithm has been demonstrated across a broad frequency range (136-2450 MHz) and for both 1- and 10-g averaged SAR using a sample of 264 SAR measurements from 55 wireless handsets. For the sample size studied, the root-mean-squared errors of the algorithm are 1.2% and 5.8% for 1- and 10-g averaged SAR, respectively. The paper describing the algorithm in detail is expected to be published in August 2004 within the Special Issue of Transactions on MTT.

In the second step, the same research group optimized the fitting algorithm to an Polynomial fit whereby the frequency validity was extended to cover the range 30-6000MHz. Details of this study can be found in the BEMS 2007 Proceedings.

Both algorithms are implemented in DASY software.

12 Conducted Output Power

All conducted power measurements for 2G/3G/4G WWAN technologies and bands in this section were performed by setting Reserve_power_margin (Qualcomm® Smart Transmit EFS entry) to 0dB, so that the EUT transmits continuously at minimum (Plimit, maximum tune up output power Pmax).The details of test scenarios categorization in the table below

Head receiver on	Body worn receiver off	Hostpot	Full Power
Plimit			Pmax
DSI 8	DSI 3	DSI 13	

12.1 GSM Measurement result

GSM850(ANT0 DSI 3/8)

GSM 850 Speech (GMSK)	Measured timeslot-averaged output power (dBm)			Tune up	calculation	Source-based time-averaged output power (dBm)		
	251	190	128			251	190	128
1 Txslot	32.19	32.33	32.37	33.50	/	/	/	/
GSM 850 GPRS (GMSK)	Measured timeslot-averaged output power (dBm)			Tune up	calculation	Source-based time-averaged output power (dBm)		
	251	190	128			251	190	128
1 Txslot	32.22	32.31	32.31	33.50	-9.03	23.19	23.28	23.28
2 Txslots	29.32	29.61	29.68	31.00	-6.02	23.30	23.59	23.66
3Txslots	27.83	28.19	28.25	29.50	-4.26	23.57	23.93	23.99
4 Txslots	26.20	26.75	26.86	28.00	-3.01	23.19	23.74	23.85
GSM 850 EGPRS (GMSK)	Measured timeslot-averaged output power (dBm)			Tune up	calculation	Source-based time-averaged output power (dBm)		
	251	190	128			251	190	128
1 Txslot	32.98	33.04	33.00	33.50	-9.03	23.95	24.01	23.97
2 Txslots	29.36	29.41	29.62	31.00	-6.02	23.34	23.39	23.60
3Txslots	27.94	28.30	28.46	29.50	-4.26	23.68	24.04	24.20
4 Txslots	26.21	26.63	26.78	28.00	-3.01	23.20	23.62	23.77
GSM 850 EGPRS (8PSK)	Measured timeslot-averaged output power (dBm)			Tune up	calculation	Source-based time-averaged output power (dBm)		
	251	190	128			251	190	128
1 Txslot	26.80	27.05	27.01	28.00	-9.03	17.77	18.02	17.98
2 Txslots	24.41	24.23	24.39	25.00	-6.02	18.39	18.21	18.37
3Txslots	22.06	22.25	22.41	23.50	-4.26	17.80	17.99	18.15
4 Txslots	20.86	21.21	21.45	22.00	-3.01	17.85	18.20	18.44

GSM850(ANT0 DSI 13)

GSM 850 GPRS (GMSK)	Measured timeslot-averaged output power (dBm)			Tune up	calculation	Source-based time-averaged output power (dBm)		
	251	190	128			251	190	128
1 Txslot	28.27	28.45	28.56	29.50	-9.03	19.24	19.42	19.53
2 Txslots	25.10	25.41	25.64	27.00	-6.02	19.08	19.39	19.62
3Txslots	23.52	23.69	23.94	25.50	-4.26	19.26	19.43	19.68
4 Txslots	22.02	22.13	22.25	24.00	-3.01	19.01	19.12	19.24
GSM 850 EGPRS (GMSK)	Measured timeslot-averaged output power (dBm)			Tune up	calculation	Source-based time-averaged output power (dBm)		
	251	190	128			251	190	128
1 Txslot	28.13	28.26	28.48	29.50	-9.03	19.10	19.23	19.45
2 Txslots	25.09	25.24	25.51	27.00	-6.02	19.07	19.22	19.49
3Txslots	23.57	23.54	23.78	25.50	-4.26	19.31	19.28	19.52
4 Txslots	22.01	22.13	22.17	24.00	-3.01	19.00	19.12	19.16
GSM 850 EGPRS (8PSK)	Measured timeslot-averaged output power (dBm)			Tune up	calculation	Source-based time-averaged output power (dBm)		
	251	190	128			251	190	128
1 Txslot	26.07	26.25	26.37	28.00	-9.03	17.04	17.22	17.34
2 Txslots	23.04	23.27	23.50	25.00	-6.02	17.02	17.25	17.48
3Txslots	21.53	21.65	22.58	23.50	-4.26	17.27	17.39	18.32
4 Txslots	20.94	20.40	21.24	22.00	-3.01	17.93	17.39	18.23

GSM850(ANT2 DSI 3/8/13)

GSM 850 Speech (GMSK)	Measured timeslot-averaged output power (dBm)			Tune up	calculation	Source-based time-averaged output power (dBm)		
	251	190	128			251	190	128
1 Txslot	32.22	32.13	32.31	33.50	/	/	/	/
GSM 850 GPRS (GMSK)	Measured timeslot-averaged output power (dBm)			Tune up	calculation	Source-based time-averaged output power (dBm)		
	251	190	128			251	190	128
1 Txslot	32.17	32.06	32.24	33.50	-9.03	23.14	23.03	23.21
2 Txslots	29.12	29.04	29.24	31.00	-6.02	23.10	23.02	23.22
3Txslots	27.85	27.78	28.15	29.50	-4.26	23.59	23.52	23.89
4 Txslots	26.06	26.05	26.47	28.00	-3.01	23.05	23.04	23.46
GSM 850 EGPRS (GMSK)	Measured timeslot-averaged output power (dBm)			Tune up	calculation	Source-based time-averaged output power (dBm)		
	251	190	128			251	190	128
1 Txslot	32.12	32.03	32.25	33.50	-9.03	23.09	23.00	23.22
2 Txslots	29.14	29.06	29.12	31.00	-6.02	23.12	23.04	23.10
3Txslots	27.65	27.60	27.99	29.50	-4.26	23.39	23.34	23.73
4 Txslots	26.02	26.03	26.27	28.00	-3.01	23.01	23.02	23.26
GSM 850 EGPRS (8PSK)	Measured timeslot-averaged output power (dBm)			Tune up	calculation	Source-based time-averaged output power (dBm)		
	251	190	128			251	190	128
1 Txslot	26.07	26.01	26.84	28.00	-9.03	17.04	16.98	17.81
2 Txslots	23.02	23.02	23.58	25.00	-6.02	17.00	17.00	17.56
3Txslots	21.57	21.64	21.63	23.50	-4.26	17.31	17.38	17.37
4 Txslots	20.03	20.12	20.42	22.00	-3.01	17.02	17.11	17.41

GSM1900(ANT1 DSI 3/8/13)

PCS1900 Speech (GMSK)	Measured timeslot-averaged output power (dBm)			Tune up	calculation	Source-based time-averaged output power (dBm)		
	810	661	512			810	661	512
1 Txslot	29.51	29.55	29.75	31.00	/	/	/	/
PCS1900 GPRS (GMSK)	Measured timeslot-averaged output power (dBm)			Tune up	calculation	Source-based time-averaged output power (dBm)		
	810	661	512			810	661	512
1 Txslot	29.41	29.45	29.60	31.00	-9.03	20.38	20.42	20.57
2 Txslots	26.07	26.27	26.34	28.00	-6.02	20.05	20.25	20.32
3 Txslots	24.59	24.52	24.67	26.50	-4.26	20.33	20.26	20.41
4 Txslots	23.17	23.37	23.55	25.00	-3.01	20.16	20.36	20.54
PCS1900 EGPRS (GMSK)	Measured timeslot-averaged output power (dBm)			Tune up	calculation	Source-based time-averaged output power (dBm)		
	810	661	512			810	661	512
1 Txslot	29.31	29.36	29.58	31.00	-9.03	20.28	20.33	20.55
2 Txslots	26.01	26.09	26.32	28.00	-6.02	19.99	20.07	20.30
3Txslots	24.51	24.52	24.56	26.50	-4.26	20.25	20.26	20.30
4 Txslots	23.19	23.23	23.40	25.00	-3.01	20.18	20.22	20.39
PCS1900 EGPRS (8PSK)	Measured timeslot-averaged output power (dBm)			Tune up	calculation	Source-based time-averaged output power (dBm)		
	810	661	512			810	661	512
1 Txslot	25.06	25.15	25.99	27.00	-9.03	16.03	16.12	16.96
2 Txslots	22.07	23.92	22.29	24.00	-6.02	16.05	17.90	16.27
3Txslots	20.51	20.85	20.61	22.50	-4.26	16.25	16.59	16.35
4 Txslots	19.72	19.22	19.46	21.00	-3.01	16.71	16.21	16.45

GSM1900(ANT2 DSI 8)

PCS1900 Speech (GMSK)	Measured timeslot-averaged output power (dBm)			Tune up	calculation	Source-based time-averaged output power (dBm)		
	810	661	512			810	661	512
1 Txslot	22.92	23.18	23.53	24.50	/	/	/	/
PCS1900 GPRS (GMSK)	Measured timeslot-averaged output power (dBm)			Tune up	calculation	Source-based time-averaged output power (dBm)		
	810	661	512			810	661	512
1 Txslot	22.58	22.66	23.25	24.50	-9.03	13.55	13.63	14.22
2 Txslots	19.62	19.79	20.25	21.50	-6.02	13.60	13.77	14.23
3 Txslots	18.15	18.80	19.25	20.00	-4.26	13.89	14.54	14.99
4 Txslots	16.62	16.51	16.98	18.50	-3.01	13.61	13.50	13.97
PCS1900 EGPRS (GMSK)	Measured timeslot-averaged output power (dBm)			Tune up	calculation	Source-based time-averaged output power (dBm)		
	810	661	512			810	661	512
1 Txslot	22.51	22.83	23.15	24.50	-9.03	13.48	13.80	14.12
2 Txslots	19.58	19.83	20.01	21.50	-6.02	13.56	13.81	13.99
3Txslots	18.02	18.13	19.11	20.00	-4.26	13.76	13.87	14.85
4 Txslots	16.59	16.52	16.89	18.50	-3.01	13.58	13.51	13.88
PCS1900 EGPRS (8PSK)	Measured timeslot-averaged output power (dBm)			Tune up	calculation	Source-based time-averaged output power (dBm)		
	810	661	512			810	661	512
1 Txslot	24.49	25.03	24.97	27.00	-9.03	15.46	16.00	15.94
2 Txslots	22.21	22.59	22.93	24.00	-6.02	16.19	16.57	16.91
3Txslots	20.51	20.69	21.12	22.50	-4.26	16.25	16.43	16.86
4 Txslots	19.06	19.18	19.57	21.00	-3.01	16.05	16.17	16.56

GSM1900(ANT2 DSI 3)

PCS1900 GPRS (GMSK)	Measured timeslot-averaged output power (dBm)			Tune up	calculation	Source-based time-averaged output power (dBm)		
	810	661	512			810	661	512
1 Txslot	27.23	26.84	27.30	28.50	-9.03	18.20	17.81	18.27
2 Txslots	23.59	23.73	24.05	25.50	-6.02	17.57	17.71	18.03
3 Txslots	22.11	22.03	22.28	24.00	-4.26	17.85	17.77	18.02
4 Txslots	20.76	20.79	20.85	22.50	-3.01	17.75	17.78	17.84
PCS1900 EGPRS (GMSK)	Measured timeslot-averaged output power (dBm)			Tune up	calculation	Source-based time-averaged output power (dBm)		
	810	661	512			810	661	512
1 Txslot	27.20	26.85	27.26	28.50	-9.03	18.17	17.82	18.23
2 Txslots	23.56	23.72	24.00	25.50	-6.02	17.54	17.70	17.98
3Txslots	22.09	22.06	22.23	24.00	-4.26	17.83	17.80	17.97
4 Txslots	20.73	20.81	20.81	22.50	-3.01	17.72	17.80	17.80
PCS1900 EGPRS (8PSK)	Measured timeslot-averaged output power (dBm)			Tune up	calculation	Source-based time-averaged output power (dBm)		
	810	661	512			810	661	512
1 Txslot	25.33	25.64	25.83	27.00	-9.03	16.30	16.61	16.80
2 Txslots	22.13	22.27	22.69	24.00	-6.02	16.11	16.25	16.67
3Txslots	20.53	20.64	20.62	22.50	-4.26	16.27	16.38	16.36
4 Txslots	19.08	19.47	19.02	21.00	-3.01	16.07	16.46	16.01

GSM1900(ANT2 DSI 13)

PCS1900 GPRS (GMSK)	Measured timeslot-averaged output power (dBm)			Tune up	calculation	Source-based time-averaged output power (dBm)		
	810	661	512			810	661	512
1 Txslot	22.31	22.45	22.73	24.00	-9.03	13.28	13.42	13.70
2 Txslots	19.18	19.41	19.62	21.00	-6.02	13.16	13.39	13.60
3 Txslots	17.53	17.62	17.82	19.50	-4.26	13.27	13.36	13.56
4 Txslots	16.13	16.20	16.68	18.00	-3.01	13.12	13.19	13.67
PCS1900 EGPRS (GMSK)	Measured timeslot-averaged output power (dBm)			Tune up	calculation	Source-based time-averaged output power (dBm)		
	810	661	512			810	661	512
1 Txslot	22.30	23.08	22.64	24.00	-9.03	13.27	14.05	13.61
2 Txslots	19.16	19.18	19.62	21.00	-6.02	13.14	13.16	13.60
3Txslots	17.52	17.64	17.66	19.50	-4.26	13.26	13.38	13.40
4 Txslots	15.99	16.15	16.39	18.00	-3.01	12.98	13.14	13.38
PCS1900 EGPRS (8PSK)	Measured timeslot-averaged output power (dBm)			Tune up	calculation	Source-based time-averaged output power (dBm)		
	810	661	512			810	661	512
1 Txslot	22.11	23.34	22.70	24.00	-9.03	13.08	14.31	13.67
2 Txslots	19.06	20.19	19.77	21.00	-6.02	13.04	14.17	13.75
3Txslots	17.43	17.27	17.82	19.50	-4.26	13.17	13.01	13.56
4 Txslots	15.81	15.82	16.47	18.00	-3.01	12.80	12.81	13.46

12.2 WCDMA Measurement result

WCDMA1900(ANT1 DSI 3)

Item	band	FDDII result			
	ARFCN	9538 (1907.6MHz)	9400 (1880MHz)	9262 (1852.4MHz)	Tune up
WCDMA	\	20.91	21.08	20.88	22.80
HSUPA	1	19.81	19.85	19.87	21.80
	2	17.84	17.88	17.92	19.80
	3	18.78	18.79	18.95	20.70
	4	17.86	17.82	17.83	19.80
	5	19.59	19.50	19.63	21.80
HSPA+	/	19.87	19.81	19.88	21.70
DC-HSDPA	1	16.87	19.86	19.82	21.70
	2	19.36	19.39	19.42	21.20
	3	19.23	19.35	19.39	21.20
	4	20.91	21.08	20.88	22.80

WCDMA1900(ANT1 DSI 8)

Item	band	FDDII result			
	ARFCN	9538 (1907.6MHz)	9400 (1880MHz)	9262 (1852.4MHz)	Tune up
WCDMA	\	22.49	22.71	22.70	24.30
HSUPA	1	21.2	21.35	21.37	23.30
	2	19.39	19.32	19.47	21.30
	3	20.29	20.21	20.38	22.20
	4	1936	19.45	19.48	21.30
	5	21.37	21.36	21.48	23.30
HSPA+	/	21.26	21.31	21.38	23.20
DC-HSDPA	1	21.32	21.36	21.32	23.20
	2	20.82	20.86	20.89	22.70
	3	20.79	20.81	20.86	22.70
	4	22.49	22.71	22.70	24.30

WCDMA1900(ANT1 DSI 13)

Item	band	FDDII result			
	ARFCN	9538 (1907.6MHz)	9400 (1880MHz)	9262 (1852.4MHz)	Tune up
WCDMA	\	20.42	20.62	20.57	22.30
HSUPA	1	19.65	19.80	19.86	21.30
	2	17.67	17.78	17.82	19.30
	3	18.79	18.85	18.82	20.20
	4	17.85	17.86	17.82	19.30
	5	19.87	19.91	19.86	21.30
HSPA+	/	19.83	19.90	19.87	21.20
DC-HSDPA	1	19.88	19.90	19.86	21.20
	2	19.33	19.43	19.39	20.70
	3	19.21	19.37	19.40	20.70
	4	20.42	20.62	20.57	22.30

WCDMA1900(ANT2 DSI 3)

Item	band	FDDII result			
	ARFCN	9538 (1907.6MHz)	9400 (1880MHz)	9262 (1852.4MHz)	Tune up
WCDMA	\	18.15	18.41	18.64	19.80
HSUPA	1	17.29	17.55	17.79	18.80
	2	15.2	15.50	15.75	16.80
	3	16.25	16.50	16.68	17.70
	4	15.19	15.42	15.69	16.80
	5	17.18	17.41	17.63	18.80
HSPA+	/	17.19	17.42	17.63	18.70
DC-HSDPA	1	17.2	17.39	17.67	18.70
	2	16.75	16.96	17.19	18.20
	3	16.75	16.95	17.23	18.20
	4	18.15	18.41	18.64	19.80

WCDMA1900(ANT2 DSI 8/13)

Item	band	FDDII result			
	ARFCN	9538 (1907.6MHz)	9400 (1880MHz)	9262 (1852.4MHz)	Tune up
WCDMA	\	14.02	14.34	14.43	15.80
HSUPA	1	13.36	13.56	13.74	14.80
	2	11.74	11.97	12.17	12.80
	3	12.55	12.75	12.88	13.70
	4	11.73	11.91	12.12	12.80
	5	13.27	13.45	13.62	14.80
HSPA+	/	13.28	13.46	13.62	14.70
DC-HSDPA	1	13.29	13.43	13.65	14.70
	2	12.94	13.10	13.28	14.20
	3	12.94	13.09	13.31	14.20
	4	14.02	14.34	14.43	15.80

WCDMA850(ANT0 DSI 3/8/13)

Item	band	FDDV result			
	ARFCN	4233 (846.6MHz)	4183 (836.6MHz)	4132 (826.4MHz)	Tune up
WCDMA	\	23.66	23.69	23.68	25.00
HSUPA	1	22.55	22.52	22.51	24.00
	2	20.46	20.58	20.52	22.00
	3	21.53	21.50	21.58	23.00
	4	20.54	20.56	20.60	22.00
	5	22.49	22.59	22.53	24.00
HSPA+	/	22.57	22.59	22.56	24.30
DC-HSDPA	1	22.59	22.61	22.55	24.30
	2	22.08	22.11	22.09	23.80
	3	22.05	22.09	22.14	23.80
	4	23.66	23.69	23.68	25.00

WCDMA850(ANT2 DSI 3)

Item	band	FDDV result			
	ARFCN	4233 (846.6MHz)	4183 (836.6MHz)	4132 (826.4MHz)	Tune up
WCDMA	\	23.46	23.51	23.58	25.00
HSUPA	1	22.64	22.70	22.68	24.00
	2	20.86	20.85	21.02	22.00
	3	21.55	21.67	21.69	23.00
	4	20.54	20.61	20.59	22.00
	5	22.57	22.60	22.61	24.00
HSPA+	/	22.53	22.58	22.56	24.30
DC-HSDPA	1	22.55	22.62	22.57	24.30
	2	22.04	22.11	22.16	23.80
	3	22.02	22.05	22.11	23.80
	4	23.46	23.51	23.58	25.00

WCDMA850(ANT2 DSI 8)

Item	band	FDDV result			
	ARFCN	4233 (846.6MHz)	4183 (836.6MHz)	4132 (826.4MHz)	Tune up
WCDMA	\	21.28	21.34	21.30	22.50
HSUPA	1	20.54	20.59	20.57	21.50
	2	18.92	18.91	19.07	19.50
	3	19.55	19.66	19.67	20.50
	4	18.63	18.69	18.68	19.50
	5	20.47	20.50	20.51	21.50
HSPA+	/	20.44	20.48	20.46	21.80
DC-HSDPA	1	20.45	20.52	20.47	21.80
	2	19.99	20.06	20.10	21.30
	3	19.97	20.00	20.06	21.30
	4	21.28	21.34	21.30	22.50

WCDMA850(ANT2 DSI 13)

Item	band	FDDV result			
	ARFCN	4233 (846.6MHz)	4183 (836.6MHz)	4132 (826.4MHz)	Tune up
WCDMA	\	20.42	20.57	20.58	22.00
HSUPA	1	19.71	19.76	19.74	21.00
	2	18.16	18.15	18.30	19.00
	3	18.76	18.86	18.88	20.00
	4	17.88	17.94	17.92	19.00
	5	19.65	19.67	19.68	21.00
HSPA+	/	19.61	19.65	19.64	21.30
DC-HSDPA	1	19.63	19.69	19.65	21.30
	2	19.18	19.24	19.29	20.80
	3	19.17	19.19	19.24	20.80
	4	20.42	20.57	20.58	22.00

12.3 LTE Measurement result

Maximum Target Power for Production Unit

Antenna					ANT0	
LTE Band					LTE B5	
EUT State					DSI 3/8/13	
Modulation					TUNE-UP	MPR (dB)
	1.4 MHz	3 MHz	5 MHz	10 MHz	Max (dBm)	
QPSK	1	1	1	1	25.0	0
QPSK	≤ 5	≤ 4	≤ 8	≤ 12	25.0	0
QPSK	> 5	> 4	> 8	> 12	24.0	1
16 QAM	1	1	1	1	24.0	1
16 QAM	≤ 5	≤ 4	≤ 8	≤ 12	24.0	1
16 QAM	> 5	> 4	> 8	> 12	23.0	2
64 QAM	1	1	1	1	23.0	2
64 QAM	≤ 5	≤ 4	≤ 8	≤ 12	23.0	2
64 QAM	> 5	> 4	> 8	> 12	22.0	3

Antenna					ANT1	
LTE Band					LTE B7	
EUT State					DSI 3	
Modulation					TUNE-UP	MPR (dB)
	5 MHz	10 MHz	15 MHz	20 MHz	Max (dBm)	
QPSK	1	1	1	1	21.0	0
QPSK	≤ 8	≤ 12	≤ 16	≤ 18	21.0	0
QPSK	> 8	> 12	> 16	> 18	21.0	1
16 QAM	1	1	1	1	21.0	1
16 QAM	≤ 8	≤ 12	≤ 16	≤ 18	21.0	1
16 QAM	> 8	> 12	> 16	> 18	21.0	2
64 QAM	1	1	1	1	21.0	2
64 QAM	≤ 8	≤ 12	≤ 16	≤ 18	21.0	2
64 QAM	> 8	> 12	> 16	> 18	21.0	3

Antenna					ANT1	
LTE Band					LTE B7	
EUT State					DSI 8	
Modulation					TUNE-UP	MPR (dB)
	5 MHz	10 MHz	15 MHz	20 MHz	Max (dBm)	
QPSK	1	1	1	1	24.0	0
QPSK	≤ 8	≤ 12	≤ 16	≤ 18	24.0	0
QPSK	> 8	> 12	> 16	> 18	23.0	1
16 QAM	1	1	1	1	23.0	1
16 QAM	≤ 8	≤ 12	≤ 16	≤ 18	23.0	1
16 QAM	> 8	> 12	> 16	> 18	22.0	2
64 QAM	1	1	1	1	22.0	2
64 QAM	≤ 8	≤ 12	≤ 16	≤ 18	22.0	2
64 QAM	> 8	> 12	> 16	> 18	21.0	3

Antenna					ANT1	
LTE Band					LTE B7	
EUT State					DSI 13	
Modulation					TUNE-UP	MPR (dB)
	5 MHz	10 MHz	15 MHz	20 MHz	Max (dBm)	
QPSK	1	1	1	1	20.5	0
QPSK	≤ 8	≤ 12	≤ 16	≤ 18	20.5	0
QPSK	> 8	> 12	> 16	> 18	20.5	1
16 QAM	1	1	1	1	20.5	1
16 QAM	≤ 8	≤ 12	≤ 16	≤ 18	20.5	1
16 QAM	> 8	> 12	> 16	> 18	20.5	2
64 QAM	1	1	1	1	20.5	2
64 QAM	≤ 8	≤ 12	≤ 16	≤ 18	20.5	2
64 QAM	> 8	> 12	> 16	> 18	20.5	3

Antenna					ANT5	
LTE Band					LTE B38	
EUT State					DSI 3	
Modulation					TUNE-UP	MPR (dB)
	5 MHz	10 MHz	15 MHz	20 MHz	Max (dBm)	
QPSK	1	1	1	1	23.5	0
QPSK	≤ 8	≤ 12	≤ 16	≤ 18	23.5	0
QPSK	> 8	> 12	> 16	> 18	23.5	1
16 QAM	1	1	1	1	23.5	1
16 QAM	≤ 8	≤ 12	≤ 16	≤ 18	23.5	1
16 QAM	> 8	> 12	> 16	> 18	22.5	2
64 QAM	1	1	1	1	22.5	2
64 QAM	≤ 8	≤ 12	≤ 16	≤ 18	22.5	2
64 QAM	> 8	> 12	> 16	> 18	21.5	3

Antenna					ANT5	
LTE Band					LTE B38	
EUT State					DSI 8	
Modulation					TUNE-UP	MPR (dB)
	5 MHz	10 MHz	15 MHz	20 MHz	Max (dBm)	
QPSK	1	1	1	1	21.0	0
QPSK	≤ 8	≤ 12	≤ 16	≤ 18	21.0	0
QPSK	> 8	> 12	> 16	> 18	21.0	1
16 QAM	1	1	1	1	21.0	1
16 QAM	≤ 8	≤ 12	≤ 16	≤ 18	21.0	1
16 QAM	> 8	> 12	> 16	> 18	21.0	2
64 QAM	1	1	1	1	21.0	2
64 QAM	≤ 8	≤ 12	≤ 16	≤ 18	21.0	2
64 QAM	> 8	> 12	> 16	> 18	21.0	3

Antenna					ANT5	
LTE Band					LTE B38	
EUT State					DSI 13	
Modulation					TUNE-UP	MPR (dB)
	5 MHz	10 MHz	15 MHz	20 MHz	Max (dBm)	
QPSK	1	1	1	1	20.5	0
QPSK	≤ 8	≤ 12	≤ 16	≤ 18	20.5	0
QPSK	> 8	> 12	> 16	> 18	20.5	1
16 QAM	1	1	1	1	20.5	1
16 QAM	≤ 8	≤ 12	≤ 16	≤ 18	20.5	1
16 QAM	> 8	> 12	> 16	> 18	20.5	2
64 QAM	1	1	1	1	20.5	2
64 QAM	≤ 8	≤ 12	≤ 16	≤ 18	20.5	2
64 QAM	> 8	> 12	> 16	> 18	20.5	3

Antenna					ANT5	
LTE Band					LTE B41	
EUT State					DSI 3	
Modulation					TUNE-UP	MPR (dB)
	5 MHz	10 MHz	15 MHz	20 MHz	Max (dBm)	
QPSK	1	1	1	1	25.8	0
QPSK	≤ 8	≤ 12	≤ 16	≤ 18	25.8	0
QPSK	> 8	> 12	> 16	> 18	25.2	1
16 QAM	1	1	1	1	25.2	1
16 QAM	≤ 8	≤ 12	≤ 16	≤ 18	25.2	1
16 QAM	> 8	> 12	> 16	> 18	24.2	2
64 QAM	1	1	1	1	24.2	2
64 QAM	≤ 8	≤ 12	≤ 16	≤ 18	24.2	2
64 QAM	> 8	> 12	> 16	> 18	23.2	3

Antenna					ANT5	
LTE Band					LTE B41 PC2	
EUT State					DSI 8	
Modulation					TUNE-UP	MPR (dB)
	5 MHz	10 MHz	15 MHz	20 MHz	Max (dBm)	
QPSK	1	1	1	1	22.8	0
QPSK	≤ 8	≤ 12	≤ 16	≤ 18	22.8	0
QPSK	> 8	> 12	> 16	> 18	22.8	1
16 QAM	1	1	1	1	22.8	1
16 QAM	≤ 8	≤ 12	≤ 16	≤ 18	22.8	1
16 QAM	> 8	> 12	> 16	> 18	22.8	2
64 QAM	1	1	1	1	22.8	2
64 QAM	≤ 8	≤ 12	≤ 16	≤ 18	22.8	2
64 QAM	> 8	> 12	> 16	> 18	22.8	3

Antenna					ANT5	
LTE Band					LTE B41 PC2	
EUT State					DSI 13	
Modulation					TUNE-UP	MPR (dB)
	5 MHz	10 MHz	15 MHz	20 MHz	Max (dBm)	
QPSK	1	1	1	1	22.3	0
QPSK	≤ 8	≤ 12	≤ 16	≤ 18	22.3	0
QPSK	> 8	> 12	> 16	> 18	22.3	1
16 QAM	1	1	1	1	22.3	1
16 QAM	≤ 8	≤ 12	≤ 16	≤ 18	22.3	1
16 QAM	> 8	> 12	> 16	> 18	22.3	2
64 QAM	1	1	1	1	22.3	2
64 QAM	≤ 8	≤ 12	≤ 16	≤ 18	22.3	2
64 QAM	> 8	> 12	> 16	> 18	22.3	3

Antenna					ANT5	
LTE Band					LTE B41 PC3	
EUT State					DSI 3	
Modulation					TUNE-UP	MPR (dB)
	5 MHz	10 MHz	15 MHz	20 MHz	Max (dBm)	
QPSK	1	1	1	1	24.2	0
QPSK	≤ 8	≤ 12	≤ 16	≤ 18	24.2	0
QPSK	> 8	> 12	> 16	> 18	23.2	1
16 QAM	1	1	1	1	23.2	1
16 QAM	≤ 8	≤ 12	≤ 16	≤ 18	23.2	1
16 QAM	> 8	> 12	> 16	> 18	22.2	2
64 QAM	1	1	1	1	22.2	2
64 QAM	≤ 8	≤ 12	≤ 16	≤ 18	22.2	2
64 QAM	> 8	> 12	> 16	> 18	21.2	3

Antenna					ANT5	
LTE Band					LTE B41 PC3	
EUT State					DSI 8	
Modulation					TUNE-UP	MPR (dB)
	5 MHz	10 MHz	15 MHz	20 MHz	Max (dBm)	
QPSK	1	1	1	1	21.2	0
QPSK	≤ 8	≤ 12	≤ 16	≤ 18	21.2	0
QPSK	> 8	> 12	> 16	> 18	21.2	1
16 QAM	1	1	1	1	21.2	1
16 QAM	≤ 8	≤ 12	≤ 16	≤ 18	21.2	1
16 QAM	> 8	> 12	> 16	> 18	21.2	2
64 QAM	1	1	1	1	21.2	2
64 QAM	≤ 8	≤ 12	≤ 16	≤ 18	21.2	2
64 QAM	> 8	> 12	> 16	> 18	21.2	3

Antenna					ANT5	
LTE Band					LTE B41 PC3	
EUT State					DSI 13	
Modulation					TUNE-UP	MPR (dB)
	5 MHz	10 MHz	15 MHz	20 MHz	Max (dBm)	
QPSK	1	1	1	1	20.7	0
QPSK	≤ 8	≤ 12	≤ 16	≤ 18	20.7	0
QPSK	> 8	> 12	> 16	> 18	20.7	1
16 QAM	1	1	1	1	20.7	1
16 QAM	≤ 8	≤ 12	≤ 16	≤ 18	20.7	1
16 QAM	> 8	> 12	> 16	> 18	20.7	2
64 QAM	1	1	1	1	20.7	2
64 QAM	≤ 8	≤ 12	≤ 16	≤ 18	20.7	2
64 QAM	> 8	> 12	> 16	> 18	20.7	3

Antenna					ANT2	
LTE Band					LTE B5	
EUT State					DSI 3	
Modulation					TUNE-UP	MPR (dB)
	1.4 MHz	3 MHz	5 MHz	10 MHz	Max (dBm)	
QPSK	1	1	1	1	25.0	0
QPSK	≤ 5	≤ 4	≤ 8	≤ 12	25.0	0
QPSK	> 5	> 4	> 8	> 12	24.0	1
16 QAM	1	1	1	1	24.0	1
16 QAM	≤ 5	≤ 4	≤ 8	≤ 12	24.0	1
16 QAM	> 5	> 4	> 8	> 12	23.0	2
64 QAM	1	1	1	1	23.0	2
64 QAM	≤ 5	≤ 4	≤ 8	≤ 12	23.0	2
64 QAM	> 5	> 4	> 8	> 12	22.0	3

Antenna					ANT2	
LTE Band					LTE B5	
EUT State					DSI 8/13	
Modulation					TUNE-UP	MPR (dB)
	1.4 MHz	3 MHz	5 MHz	10 MHz	Max (dBm)	
QPSK	1	1	1	1	22.5	0
QPSK	≤ 5	≤ 4	≤ 8	≤ 12	22.5	0
QPSK	> 5	> 4	> 8	> 12	22.5	1
16 QAM	1	1	1	1	22.5	1
16 QAM	≤ 5	≤ 4	≤ 8	≤ 12	22.5	1
16 QAM	> 5	> 4	> 8	> 12	22.5	2
64 QAM	1	1	1	1	22.5	2
64 QAM	≤ 5	≤ 4	≤ 8	≤ 12	22.5	2
64 QAM	> 5	> 4	> 8	> 12	22.0	3

Antenna					ANT2	
LTE Band					LTE B7	
EUT State					DSI 3	
Modulation					TUNE-UP	MPR (dB)
	5 MHz	10 MHz	15 MHz	20 MHz	Max (dBm)	
QPSK	1	1	1	1	19.5	0
QPSK	≤ 8	≤ 12	≤ 16	≤ 18	19.5	0
QPSK	> 8	> 12	> 16	> 18	19.5	1
16 QAM	1	1	1	1	19.5	1
16 QAM	≤ 8	≤ 12	≤ 16	≤ 18	19.5	1
16 QAM	> 8	> 12	> 16	> 18	19.5	2
64 QAM	1	1	1	1	19.5	2
64 QAM	≤ 8	≤ 12	≤ 16	≤ 18	19.5	2
64 QAM	> 8	> 12	> 16	> 18	19.5	3

Antenna					ANT2	
LTE Band					LTE B7	
EUT State					DSI 8	
Modulation					TUNE-UP	MPR (dB)
	5 MHz	10 MHz	15 MHz	20 MHz	Max (dBm)	
QPSK	1	1	1	1	19.0	0
QPSK	≤ 8	≤ 12	≤ 16	≤ 18	19.0	0
QPSK	> 8	> 12	> 16	> 18	19.0	1
16 QAM	1	1	1	1	19.0	1
16 QAM	≤ 8	≤ 12	≤ 16	≤ 18	19.0	1
16 QAM	> 8	> 12	> 16	> 18	19.0	2
64 QAM	1	1	1	1	19.0	2
64 QAM	≤ 8	≤ 12	≤ 16	≤ 18	19.0	2
64 QAM	> 8	> 12	> 16	> 18	19.0	3

Antenna					ANT2	
LTE Band					LTE B7	
EUT State					DSI 13	
Modulation					TUNE-UP	MPR (dB)
	5 MHz	10 MHz	15 MHz	20 MHz	Max (dBm)	
QPSK	1	1	1	1	18.5	0
QPSK	≤ 8	≤ 12	≤ 16	≤ 18	18.5	0
QPSK	> 8	> 12	> 16	> 18	18.5	1
16 QAM	1	1	1	1	18.5	1
16 QAM	≤ 8	≤ 12	≤ 16	≤ 18	18.5	1
16 QAM	> 8	> 12	> 16	> 18	18.5	2
64 QAM	1	1	1	1	18.5	2
64 QAM	≤ 8	≤ 12	≤ 16	≤ 18	18.5	2
64 QAM	> 8	> 12	> 16	> 18	18.5	3

Antenna					ANT3	
LTE Band					LTE B38	
EUT State					DSI 3	
Modulation					TUNE-UP	MPR (dB)
	5 MHz	10 MHz	15 MHz	20 MHz	Max (dBm)	
QPSK	1	1	1	1	23.0	0
QPSK	≤ 8	≤ 12	≤ 16	≤ 18	23.0	0
QPSK	> 8	> 12	> 16	> 18	23.0	1
16 QAM	1	1	1	1	23.0	1
16 QAM	≤ 8	≤ 12	≤ 16	≤ 18	23.0	1
16 QAM	> 8	> 12	> 16	> 18	22.5	2
64 QAM	1	1	1	1	22.5	2
64 QAM	≤ 8	≤ 12	≤ 16	≤ 18	22.5	2
64 QAM	> 8	> 12	> 16	> 18	21.5	3

Antenna					ANT3	
LTE Band					LTE B38	
EUT State					DSI 8	
Modulation					TUNE-UP	MPR (dB)
	5 MHz	10 MHz	15 MHz	20 MHz	Max (dBm)	
QPSK	1	1	1	1	23.5	0
QPSK	≤ 8	≤ 12	≤ 16	≤ 18	23.5	0
QPSK	> 8	> 12	> 16	> 18	23.5	1
16 QAM	1	1	1	1	23.5	1
16 QAM	≤ 8	≤ 12	≤ 16	≤ 18	23.5	1
16 QAM	> 8	> 12	> 16	> 18	22.5	2
64 QAM	1	1	1	1	22.5	2
64 QAM	≤ 8	≤ 12	≤ 16	≤ 18	22.5	2
64 QAM	> 8	> 12	> 16	> 18	21.5	3

Antenna					ANT3	
LTE Band					LTE B38	
EUT State					DSI 13	
Modulation					TUNE-UP	MPR (dB)
	5 MHz	10 MHz	15 MHz	20 MHz	Max (dBm)	
QPSK	1	1	1	1	22.5	0
QPSK	≤ 8	≤ 12	≤ 16	≤ 18	22.5	0
QPSK	> 8	> 12	> 16	> 18	22.5	1
16 QAM	1	1	1	1	22.5	1
16 QAM	≤ 8	≤ 12	≤ 16	≤ 18	22.5	1
16 QAM	> 8	> 12	> 16	> 18	22.5	2
64 QAM	1	1	1	1	22.5	2
64 QAM	≤ 8	≤ 12	≤ 16	≤ 18	22.5	2
64 QAM	> 8	> 12	> 16	> 18	21.5	3

Antenna					ANT3	
LTE Band					LTE B41 PC2	
EUT State					DSI 3	
Modulation					TUNE-UP	MPR (dB)
	5 MHz	10 MHz	15 MHz	20 MHz	Max (dBm)	
QPSK	1	1	1	1	25.3	0
QPSK	≤ 8	≤ 12	≤ 16	≤ 18	25.3	0
QPSK	> 8	> 12	> 16	> 18	25.2	1
16 QAM	1	1	1	1	25.2	1
16 QAM	≤ 8	≤ 12	≤ 16	≤ 18	25.2	1
16 QAM	> 8	> 12	> 16	> 18	24.2	2
64 QAM	1	1	1	1	24.2	2
64 QAM	≤ 8	≤ 12	≤ 16	≤ 18	24.2	2
64 QAM	> 8	> 12	> 16	> 18	23.2	3

Antenna					ANT3	
LTE Band					LTE B41 PC2	
EUT State					DSI 8	
Modulation					TUNE-UP	MPR (dB)
	5 MHz	10 MHz	15 MHz	20 MHz	Max (dBm)	
QPSK	1	1	1	1	24.3	0
QPSK	≤ 8	≤ 12	≤ 16	≤ 18	24.3	0
QPSK	> 8	> 12	> 16	> 18	24.3	1
16 QAM	1	1	1	1	24.3	1
16 QAM	≤ 8	≤ 12	≤ 16	≤ 18	24.3	1
16 QAM	> 8	> 12	> 16	> 18	24.2	2
64 QAM	1	1	1	1	24.2	2
64 QAM	≤ 8	≤ 12	≤ 16	≤ 18	24.2	2
64 QAM	> 8	> 12	> 16	> 18	23.2	3

Antenna					ANT3	
LTE Band					LTE B41 PC2	
EUT State					DSI 13	
Modulation					TUNE-UP	MPR (dB)
	5 MHz	10 MHz	15 MHz	20 MHz	Max (dBm)	
QPSK	1	1	1	1	23.8	0
QPSK	≤ 8	≤ 12	≤ 16	≤ 18	23.8	0
QPSK	> 8	> 12	> 16	> 18	23.8	1
16 QAM	1	1	1	1	23.8	1
16 QAM	≤ 8	≤ 12	≤ 16	≤ 18	23.8	1
16 QAM	> 8	> 12	> 16	> 18	23.8	2
64 QAM	1	1	1	1	23.8	2
64 QAM	≤ 8	≤ 12	≤ 16	≤ 18	23.8	2
64 QAM	> 8	> 12	> 16	> 18	23.2	3

Antenna					ANT3	
LTE Band					LTE B41 PC3	
EUT State					DSI 3	
Modulation					TUNE-UP	MPR (dB)
	5 MHz	10 MHz	15 MHz	20 MHz	Max (dBm)	
QPSK	1	1	1	1	23.7	0
QPSK	≤ 8	≤ 12	≤ 16	≤ 18	23.7	0
QPSK	> 8	> 12	> 16	> 18	23.2	1
16 QAM	1	1	1	1	23.2	1
16 QAM	≤ 8	≤ 12	≤ 16	≤ 18	23.2	1
16 QAM	> 8	> 12	> 16	> 18	22.2	2
64 QAM	1	1	1	1	22.2	2
64 QAM	≤ 8	≤ 12	≤ 16	≤ 18	22.2	2
64 QAM	> 8	> 12	> 16	> 18	21.2	3

Antenna					ANT3	
LTE Band					LTE B41 PC3	
EUT State					DSI 8	
Modulation					TUNE-UP	MPR (dB)
	5 MHz	10 MHz	15 MHz	20 MHz	Max (dBm)	
QPSK	1	1	1	1	22.7	0
QPSK	≤ 8	≤ 12	≤ 16	≤ 18	22.7	0
QPSK	> 8	> 12	> 16	> 18	22.7	1
16 QAM	1	1	1	1	22.7	1
16 QAM	≤ 8	≤ 12	≤ 16	≤ 18	22.7	1
16 QAM	> 8	> 12	> 16	> 18	22.2	2
64 QAM	1	1	1	1	22.2	2
64 QAM	≤ 8	≤ 12	≤ 16	≤ 18	22.2	2
64 QAM	> 8	> 12	> 16	> 18	21.2	3

Antenna					ANT3	
LTE Band					LTE B41 PC3	
EUT State					DSI 13	
Modulation					TUNE-UP	MPR (dB)
	5 MHz	10 MHz	15 MHz	20 MHz	Max (dBm)	
QPSK	1	1	1	1	22.2	0
QPSK	≤ 8	≤ 12	≤ 16	≤ 18	22.2	0
QPSK	> 8	> 12	> 16	> 18	22.2	1
16 QAM	1	1	1	1	22.2	1
16 QAM	≤ 8	≤ 12	≤ 16	≤ 18	22.2	1
16 QAM	> 8	> 12	> 16	> 18	22.2	2
64 QAM	1	1	1	1	22.2	2
64 QAM	≤ 8	≤ 12	≤ 16	≤ 18	22.2	2
64 QAM	> 8	> 12	> 16	> 18	21.2	3

Antenna					ANT1	
LTE Band					LTE B38	
EUT State					DSI 3/8	
Modulation					TUNE-UP	MPR (dB)
	5 MHz	10 MHz	15 MHz	20 MHz	Max (dBm)	
QPSK	1	1	1	1	22.0	0
QPSK	≤ 8	≤ 12	≤ 16	≤ 18	22.0	0
QPSK	> 8	> 12	> 16	> 18	22.0	1
16 QAM	1	1	1	1	22.0	1
16 QAM	≤ 8	≤ 12	≤ 16	≤ 18	22.0	1
16 QAM	> 8	> 12	> 16	> 18	21.5	2
64 QAM	1	1	1	1	21.5	2
64 QAM	≤ 8	≤ 12	≤ 16	≤ 18	21.5	2
64 QAM	> 8	> 12	> 16	> 18	20.5	3

Antenna					ANT1	
LTE Band					LTE B38	
EUT State					DSI 13	
Modulation					TUNE-UP	MPR (dB)
	5 MHz	10 MHz	15 MHz	20 MHz	Max (dBm)	
QPSK	1	1	1	1	21.0	0
QPSK	≤ 8	≤ 12	≤ 16	≤ 18	21.0	0
QPSK	> 8	> 12	> 16	> 18	21.0	1
16 QAM	1	1	1	1	21.0	1
16 QAM	≤ 8	≤ 12	≤ 16	≤ 18	21.0	1
16 QAM	> 8	> 12	> 16	> 18	21.0	2
64 QAM	1	1	1	1	21.0	2
64 QAM	≤ 8	≤ 12	≤ 16	≤ 18	21.0	2
64 QAM	> 8	> 12	> 16	> 18	20.5	3

Antenna					ANT1	
LTE Band					LTE B41 PC2	
EUT State					DSI 3/8	
Modulation					TUNE-UP	MPR (dB)
	5 MHz	10 MHz	15 MHz	20 MHz	Max (dBm)	
QPSK	1	1	1	1	24.2	0
QPSK	≤ 8	≤ 12	≤ 16	≤ 18	24.2	0
QPSK	> 8	> 12	> 16	> 18	23.2	1
16 QAM	1	1	1	1	23.2	1
16 QAM	≤ 8	≤ 12	≤ 16	≤ 18	23.2	1
16 QAM	> 8	> 12	> 16	> 18	22.2	2
64 QAM	1	1	1	1	22.2	2
64 QAM	≤ 8	≤ 12	≤ 16	≤ 18	22.2	2
64 QAM	> 8	> 12	> 16	> 18	21.2	3

Antenna					ANT1	
LTE Band					LTE B41 PC2	
EUT State					DSI 13	
Modulation					TUNE-UP	MPR (dB)
	5 MHz	10 MHz	15 MHz	20 MHz	Max (dBm)	
QPSK	1	1	1	1	23.8	0
QPSK	≤ 8	≤ 12	≤ 16	≤ 18	23.8	0
QPSK	> 8	> 12	> 16	> 18	23.2	1
16 QAM	1	1	1	1	23.2	1
16 QAM	≤ 8	≤ 12	≤ 16	≤ 18	23.2	1
16 QAM	> 8	> 12	> 16	> 18	22.2	2
64 QAM	1	1	1	1	22.2	2
64 QAM	≤ 8	≤ 12	≤ 16	≤ 18	22.2	2
64 QAM	> 8	> 12	> 16	> 18	21.2	3

Antenna					ANT1	
LTE Band					LTE B41 PC3	
EUT State					DSI 3/8/13	
Modulation					TUNE-	MPR (dB)
	5 MHz	10 MHz	15 MHz	20 MHz	Max (dBm)	
QPSK	1	1	1	1	22.2	0
QPSK	≤ 8	≤ 12	≤ 16	≤ 18	22.2	0
QPSK	> 8	> 12	> 16	> 18	21.2	1
16 QAM	1	1	1	1	21.2	1
16 QAM	≤ 8	≤ 12	≤ 16	≤ 18	21.2	1
16 QAM	> 8	> 12	> 16	> 18	20.2	2
64 QAM	1	1	1	1	20.2	2
64 QAM	≤ 8	≤ 12	≤ 16	≤ 18	20.2	2
64 QAM	> 8	> 12	> 16	> 18	19.2	3

Antenna					ANT2	
LTE Band					LTE B38	
EUT State					DSI 3	
Modulation					TUNE-	MPR (dB)
	5 MHz	10 MHz	15 MHz	20 MHz	Max (dBm)	
QPSK	1	1	1	1	19.1	0
QPSK	≤ 8	≤ 12	≤ 16	≤ 18	19.1	0
QPSK	> 8	> 12	> 16	> 18	19.1	1
16 QAM	1	1	1	1	19.1	1
16 QAM	≤ 8	≤ 12	≤ 16	≤ 18	19.1	1
16 QAM	> 8	> 12	> 16	> 18	19.1	2
64 QAM	1	1	1	1	19.1	2
64 QAM	≤ 8	≤ 12	≤ 16	≤ 18	19.1	2
64 QAM	> 8	> 12	> 16	> 18	19.1	3

Antenna					ANT2	
LTE Band					LTE B38	
EUT State					DSI 8	
Modulation					TUNE-	MPR (dB)
	5 MHz	10 MHz	15 MHz	20 MHz	Max (dBm)	
QPSK	1	1	1	1	18.6	0
QPSK	≤ 8	≤ 12	≤ 16	≤ 18	18.6	0
QPSK	> 8	> 12	> 16	> 18	18.6	1
16 QAM	1	1	1	1	18.6	1
16 QAM	≤ 8	≤ 12	≤ 16	≤ 18	18.6	1
16 QAM	> 8	> 12	> 16	> 18	18.6	2
64 QAM	1	1	1	1	18.6	2
64 QAM	≤ 8	≤ 12	≤ 16	≤ 18	18.6	2
64 QAM	> 8	> 12	> 16	> 18	18.6	3

Antenna					ANT2	
LTE Band					LTE B38	
EUT State					DSI 13	
Modulation					TUNE-	MPR (dB)
	5 MHz	10 MHz	15 MHz	20 MHz	Max (dBm)	
QPSK	1	1	1	1	18.1	0
QPSK	≤ 8	≤ 12	≤ 16	≤ 18	18.1	0
QPSK	> 8	> 12	> 16	> 18	18.1	1
16 QAM	1	1	1	1	18.1	1
16 QAM	≤ 8	≤ 12	≤ 16	≤ 18	18.1	1
16 QAM	> 8	> 12	> 16	> 18	18.1	2
64 QAM	1	1	1	1	18.1	2
64 QAM	≤ 8	≤ 12	≤ 16	≤ 18	18.1	2
64 QAM	> 8	> 12	> 16	> 18	18.1	3

Antenna					ANT2	
LTE Band					LTE B41 PC2	
EUT State					DSI 3	
Modulation					TUNE-UP	MPR (dB)
	5 MHz	10 MHz	15 MHz	20 MHz	Max (dBm)	
QPSK	1	1	1	1	20.9	0
QPSK	≤ 8	≤ 12	≤ 16	≤ 18	20.9	0
QPSK	> 8	> 12	> 16	> 18	20.9	1
16 QAM	1	1	1	1	20.9	1
16 QAM	≤ 8	≤ 12	≤ 16	≤ 18	20.9	1
16 QAM	> 8	> 12	> 16	> 18	20.9	2
64 QAM	1	1	1	1	20.9	2
64 QAM	≤ 8	≤ 12	≤ 16	≤ 18	20.9	2
64 QAM	> 8	> 12	> 16	> 18	20.8	3

Antenna					ANT2	
LTE Band					LTE B41 PC2	
EUT State					DSI 8	
Modulation					TUNE-UP	MPR (dB)
	5 MHz	10 MHz	15 MHz	20 MHz	Max (dBm)	
QPSK	1	1	1	1	19.9	0
QPSK	≤ 8	≤ 12	≤ 16	≤ 18	19.9	0
QPSK	> 8	> 12	> 16	> 18	19.9	1
16 QAM	1	1	1	1	19.9	1
16 QAM	≤ 8	≤ 12	≤ 16	≤ 18	19.9	1
16 QAM	> 8	> 12	> 16	> 18	19.9	2
64 QAM	1	1	1	1	19.9	2
64 QAM	≤ 8	≤ 12	≤ 16	≤ 18	19.9	2
64 QAM	> 8	> 12	> 16	> 18	19.9	3

Antenna					ANT2	
LTE Band					LTE B41 PC2	
EUT State					DSI 13	
Modulation					TUNE-UP	MPR (dB)
	5 MHz	10 MHz	15 MHz	20 MHz	Max (dBm)	
QPSK	1	1	1	1	19.4	0
QPSK	≤ 8	≤ 12	≤ 16	≤ 18	19.4	0
QPSK	> 8	> 12	> 16	> 18	19.4	1
16 QAM	1	1	1	1	19.4	1
16 QAM	≤ 8	≤ 12	≤ 16	≤ 18	19.4	1
16 QAM	> 8	> 12	> 16	> 18	19.4	2
64 QAM	1	1	1	1	19.4	2
64 QAM	≤ 8	≤ 12	≤ 16	≤ 18	19.4	2
64 QAM	> 8	> 12	> 16	> 18	19.4	3

Antenna					ANT2	
LTE Band					LTE B41 PC3	
EUT State					DSI 3	
Modulation					TUNE-UP	MPR (dB)
	5 MHz	10 MHz	15 MHz	20 MHz	Max (dBm)	
QPSK	1	1	1	1	19.3	0
QPSK	≤ 8	≤ 12	≤ 16	≤ 18	19.3	0
QPSK	> 8	> 12	> 16	> 18	19.3	1
16 QAM	1	1	1	1	19.3	1
16 QAM	≤ 8	≤ 12	≤ 16	≤ 18	19.3	1
16 QAM	> 8	> 12	> 16	> 18	19.3	2
64 QAM	1	1	1	1	19.3	2
64 QAM	≤ 8	≤ 12	≤ 16	≤ 18	19.3	2
64 QAM	> 8	> 12	> 16	> 18	18.8	3

Antenna					ANT2	
LTE Band					LTE B41 PC3	
EUT State					DSI 8	
Modulation					TUNE-UP	MPR (dB)
	5 MHz	10 MHz	15 MHz	20 MHz	Max (dBm)	
QPSK	1	1	1	1	18.3	0
QPSK	≤ 8	≤ 12	≤ 16	≤ 18	18.3	0
QPSK	> 8	> 12	> 16	> 18	18.3	1
16 QAM	1	1	1	1	18.3	1
16 QAM	≤ 8	≤ 12	≤ 16	≤ 18	18.3	1
16 QAM	> 8	> 12	> 16	> 18	18.3	2
64 QAM	1	1	1	1	18.3	2
64 QAM	≤ 8	≤ 12	≤ 16	≤ 18	18.3	2
64 QAM	> 8	> 12	> 16	> 18	18.3	3

Antenna					ANT2	
LTE Band					LTE B41 PC3	
EUT State					DSI 13	
Modulation					TUNE-UP	MPR (dB)
	5 MHz	10 MHz	15 MHz	20 MHz	Max (dBm)	
QPSK	1	1	1	1	17.8	0
QPSK	≤ 8	≤ 12	≤ 16	≤ 18	17.8	0
QPSK	> 8	> 12	> 16	> 18	17.8	1
16 QAM	1	1	1	1	17.8	1
16 QAM	≤ 8	≤ 12	≤ 16	≤ 18	17.8	1
16 QAM	> 8	> 12	> 16	> 18	17.8	2
64 QAM	1	1	1	1	17.8	2
64 QAM	≤ 8	≤ 12	≤ 16	≤ 18	17.8	2
64 QAM	> 8	> 12	> 16	> 18	17.8	3

LTE Band5 (ANT0 DSI 3/8/13)

1.4MHz	1RB-High (5)	848.3 (20643)	24.04	23.36	22.30
		836.5 (20525)	24.11	23.31	22.38
		824.7 (20407)	24.10	23.44	22.39
	1RB-Middle (3)	848.3 (20643)	24.16	23.36	22.37
		836.5 (20525)	24.17	23.52	22.48
		824.7 (20407)	24.23	23.43	22.39
	1RB-Low (0)	848.3 (20643)	24.07	23.38	22.48
		836.5 (20525)	24.06	23.36	22.40
		824.7 (20407)	24.13	23.49	22.32
	3RB-High (3)	848.3 (20643)	24.07	23.14	22.16
		836.5 (20525)	24.20	23.28	22.34
		824.7 (20407)	24.21	23.27	22.36
	3RB-Middle (1)	848.3 (20643)	24.14	23.16	22.25
		836.5 (20525)	24.15	23.28	22.33
		824.7 (20407)	24.25	23.40	22.31
	3RB-Low (0)	848.3 (20643)	24.10	23.20	22.37
		836.5 (20525)	24.12	23.26	22.30
		824.7 (20407)	24.20	23.35	22.40
	6RB (0)	848.3 (20643)	23.17	21.98	21.25
		836.5 (20525)	23.19	22.31	21.06
		824.7 (20407)	23.28	22.37	21.27
3MHz	1RB-High (14)	847.5 (20635)	24.20	23.51	22.47
		836.5 (20525)	24.27	23.63	22.48
		825.5 (20415)	24.31	23.60	22.48
	1RB-Middle (7)	847.5 (20635)	24.17	23.76	22.17
		836.5 (20525)	24.16	23.76	22.20
		825.5 (20415)	24.14	23.86	22.02
	1RB-Low (0)	847.5 (20635)	24.22	23.68	22.50
		836.5 (20525)	24.31	23.66	22.38
		825.5 (20415)	24.33	23.54	22.51
	8RB-High (7)	847.5 (20635)	23.22	22.36	21.47
		836.5 (20525)	23.35	22.42	21.39
		825.5 (20415)	23.34	22.31	21.56
	8RB-Middle (4)	847.5 (20635)	23.29	22.42	21.34
		836.5 (20525)	23.29	22.31	21.23
		825.5 (20415)	23.36	22.35	21.33
	8RB-Low (0)	847.5 (20635)	23.29	22.25	21.33
		836.5 (20525)	23.25	22.28	21.33
		825.5 (20415)	23.33	22.38	21.44
	15RB (0)	847.5 (20635)	23.32	22.32	21.34
		836.5 (20525)	23.25	22.28	21.30
		825.5 (20415)	23.36	22.35	21.32

5MHz	1RB-High (24)	846.5 (20625)	24.21	23.53	22.44
		836.5 (20525)	24.29	23.51	22.49
		826.5 (20425)	24.21	23.64	21.58
	1RB-Middle (12)	846.5 (20625)	24.13	23.56	22.22
		836.5 (20525)	24.14	23.58	22.10
		826.5 (20425)	24.26	23.21	21.34
	1RB-Low (0)	846.5 (20625)	24.23	23.66	22.56
		836.5 (20525)	24.26	23.58	22.42
		826.5 (20425)	24.38	23.73	21.50
	12RB-High (13)	846.5 (20625)	23.23	22.33	21.27
		836.5 (20525)	23.35	22.37	20.40
		826.5 (20425)	23.35	22.36	20.36
	12RB-Middle (6)	846.5 (20625)	23.36	22.40	21.31
		836.5 (20525)	23.20	22.33	20.39
		826.5 (20425)	23.34	22.39	20.55
	12RB-Low (0)	846.5 (20625)	23.34	22.33	21.38
		836.5 (20525)	23.26	22.30	20.42
		826.5 (20425)	23.38	22.41	20.39
25RB (0)	846.5 (20625)	23.28	22.35	21.30	
	836.5 (20525)	23.25	22.27	20.37	
	826.5 (20425)	23.33	22.27	20.43	
10MHz	1RB-High (49)	844 (20600)	24.07	23.69	22.31
		836.5 (20525)	24.25	23.63	22.48
		829 (20450)	24.10	23.68	22.36
	1RB-Middle (24)	844 (20600)	24.16	23.51	22.52
		836.5 (20525)	24.25	23.34	22.45
		829 (20450)	24.15	23.39	22.44
	1RB-Low (0)	844 (20600)	24.23	23.56	22.44
		836.5 (20525)	24.36	23.63	22.40
		829 (20450)	24.40	23.76	22.62
	25RB-High (25)	844 (20600)	23.32	22.39	21.40
		836.5 (20525)	23.29	22.46	21.37
		829 (20450)	23.23	22.22	21.31
	25RB-Middle (12)	844 (20600)	23.31	22.39	21.42
		836.5 (20525)	23.29	22.39	21.38
		829 (20450)	23.36	22.35	21.46
	25RB-Low (0)	844 (20600)	23.23	22.34	21.43
		836.5 (20525)	23.30	22.24	21.31
		829 (20450)	23.35	22.31	21.48
50RB (0)	844 (20600)	23.29	22.32	21.39	
	836.5 (20525)	23.27	22.30	21.27	
	829 (20450)	23.32	22.34	21.34	

LTE Band7 (ANT1 DSI 3)

5MHz	1RB-High (24)	2567.5 (21425)	20.63	20.94	20.81
		2535 (21100)	20.58	20.94	20.64
		2502.5 (20775)	20.33	20.55	20.59
	1RB-Middle (12)	2567.5 (21425)	20.46	20.93	20.70
		2535 (21100)	20.47	20.92	20.67
		2502.5 (20775)	20.25	20.40	20.21
	1RB-Low (0)	2567.5 (21425)	20.59	20.91	20.80
		2535 (21100)	20.64	20.73	20.61
		2502.5 (20775)	20.42	20.60	20.67
	12RB-High (13)	2567.5 (21425)	20.70	20.74	20.75
		2535 (21100)	20.63	20.66	20.70
		2502.5 (20775)	20.33	20.43	20.39
	12RB-Middle (6)	2567.5 (21425)	20.74	20.71	20.67
		2535 (21100)	20.64	20.68	20.56
		2502.5 (20775)	20.44	20.45	20.48
	12RB-Low (0)	2567.5 (21425)	20.67	20.63	20.62
		2535 (21100)	20.57	20.52	20.55
		2502.5 (20775)	20.40	20.42	20.30
	25RB (0)	2567.5 (21425)	20.68	20.72	20.73
		2535 (21100)	20.49	20.55	20.63
		2502.5 (20775)	20.43	20.40	20.38
10MHz	1RB-High (49)	2565 (21400)	20.60	20.83	20.83
		2535 (21100)	20.65	20.79	20.79
		2505 (20800)	20.32	20.59	20.25
	1RB-Middle (24)	2565 (21400)	20.52	20.86	20.81
		2535 (21100)	20.53	20.73	20.66
		2505 (20800)	20.25	20.64	20.47
	1RB-Low (0)	2565 (21400)	20.53	20.93	20.76
		2535 (21100)	20.46	20.83	20.68
		2505 (20800)	20.42	20.72	20.58
	25RB-High (25)	2565 (21400)	20.75	20.73	20.73
		2535 (21100)	20.57	20.66	20.65
		2505 (20800)	20.27	20.40	20.38
	25RB-Middle (12)	2565 (21400)	20.72	20.76	20.72
		2535 (21100)	20.65	20.69	20.64
		2505 (20800)	20.40	20.44	20.43
	25RB-Low (0)	2565 (21400)	20.66	20.60	20.65
		2535 (21100)	20.64	20.62	20.60
		2505 (20800)	20.44	20.44	20.48
	50RB (0)	2565 (21400)	20.64	20.74	20.65
		2535 (21100)	20.64	20.67	20.61
		2505 (20800)	20.30	20.32	20.33

15MHz	1RB-High (74)	2562.5 (21375)	20.42	20.80	20.49
		2535 (21100)	20.35	20.66	20.55
		2507.5 (20825)	19.97	20.38	20.13
	1RB-Middle (37)	2562.5 (21375)	20.41	20.74	20.67
		2535 (21100)	20.30	20.66	20.61
		2507.5 (20825)	20.02	20.25	20.25
	1RB-Low (0)	2562.5 (21375)	20.38	20.83	20.63
		2535 (21100)	20.28	20.57	20.58
		2507.5 (20825)	20.14	20.39	20.28
	36RB-High (38)	2562.5 (21375)	20.48	20.45	20.52
		2535 (21100)	20.49	20.42	20.46
		2507.5 (20825)	20.05	20.12	20.20
	36RB-Middle (19)	2562.5 (21375)	20.48	20.50	20.54
		2535 (21100)	20.42	20.39	20.45
		2507.5 (20825)	20.26	20.15	20.13
	36RB-Low (0)	2562.5 (21375)	20.57	20.49	20.59
		2535 (21100)	20.41	20.35	20.32
		2507.5 (20825)	20.12	20.16	20.15
	75RB (0)	2562.5 (21375)	20.53	20.47	20.63
		2535 (21100)	20.40	20.37	20.43
		2507.5 (20825)	20.27	20.24	20.18
20MHz	1RB-High (99)	2560 (21350)	20.36	20.67	20.41
		2535 (21100)	20.33	20.73	20.49
		2510 (20850)	20.00	20.34	20.27
	1RB-Middle (50)	2560 (21350)	20.34	20.75	20.59
		2535 (21100)	20.31	20.67	20.56
		2510 (20850)	19.96	20.24	20.28
	1RB-Low (0)	2560 (21350)	20.34	20.56	20.65
		2535 (21100)	20.22	20.45	20.39
		2510 (20850)	20.07	20.40	20.35
	50RB-High (50)	2560 (21350)	20.47	20.46	20.44
		2535 (21100)	20.45	20.46	20.48
		2510 (20850)	20.12	20.07	20.11
	50RB-Middle (25)	2560 (21350)	20.58	20.58	20.59
		2535 (21100)	20.45	20.44	20.45
		2510 (20850)	20.25	20.21	20.23
	50RB-Low (0)	2560 (21350)	20.57	20.53	20.49
		2535 (21100)	20.42	20.42	20.44
		2510 (20850)	20.18	20.15	20.15
	100RB (0)	2560 (21350)	20.58	20.49	20.60
		2535 (21100)	20.46	20.45	20.48
		2510 (20850)	20.30	20.14	20.21

LTE Band7 (ANT1 DSI 8)

5MHz	1RB-High (24)	2567.5 (21425)	23.57	22.95	21.79
		2535 (21100)	23.49	22.93	21.71
		2502.5 (20775)	23.21	22.65	21.51
	1RB-Middle (12)	2567.5 (21425)	23.70	22.96	21.80
		2535 (21100)	23.78	22.93	21.93
		2502.5 (20775)	23.46	22.46	21.46
	1RB-Low (0)	2567.5 (21425)	23.47	22.86	21.90
		2535 (21100)	23.57	22.84	21.94
		2502.5 (20775)	23.24	22.73	21.63
	12RB-High (13)	2567.5 (21425)	22.73	21.85	20.99
		2535 (21100)	22.64	21.82	20.86
		2502.5 (20775)	22.48	21.41	20.68
	12RB-Middle (6)	2567.5 (21425)	22.68	21.83	20.92
		2535 (21100)	22.68	21.73	20.85
		2502.5 (20775)	22.42	21.49	20.59
	12RB-Low (0)	2567.5 (21425)	22.71	21.67	20.99
		2535 (21100)	22.53	21.64	20.76
		2502.5 (20775)	22.42	21.35	20.53
	25RB (0)	2567.5 (21425)	22.74	21.80	20.87
		2535 (21100)	22.56	21.70	20.78
		2502.5 (20775)	22.40	21.47	20.56
10MHz	1RB-High (49)	2565 (21400)	23.59	22.79	21.86
		2535 (21100)	23.47	22.83	21.92
		2505 (20800)	23.21	22.90	21.39
	1RB-Middle (24)	2565 (21400)	23.54	22.82	21.81
		2535 (21100)	23.56	22.85	21.83
		2505 (20800)	23.23	22.37	21.56
	1RB-Low (0)	2565 (21400)	23.57	22.96	21.93
		2535 (21100)	23.36	22.86	21.87
		2505 (20800)	23.22	22.85	21.59
	25RB-High (25)	2565 (21400)	22.75	21.86	20.91
		2535 (21100)	22.65	21.69	20.87
		2505 (20800)	22.42	21.41	20.57
	25RB-Middle (12)	2565 (21400)	22.81	21.85	20.91
		2535 (21100)	22.65	21.75	20.84
		2505 (20800)	22.42	21.50	20.60
	25RB-Low (0)	2565 (21400)	22.76	21.83	20.97
		2535 (21100)	22.56	21.67	20.76
		2505 (20800)	22.46	21.44	20.64
	50RB (0)	2565 (21400)	22.77	21.79	20.82
		2535 (21100)	22.66	21.71	20.83
		2505 (20800)	22.42	21.47	20.50

15MHz	1RB-High (74)	2562.5 (21375)	23.35	22.75	21.83
		2535 (21100)	23.34	22.76	21.89
		2507.5 (20825)	22.93	22.50	21.69
	1RB-Middle (37)	2562.5 (21375)	23.23	22.88	21.91
		2535 (21100)	23.20	22.85	21.93
		2507.5 (20825)	23.06	22.47	21.65
	1RB-Low (0)	2562.5 (21375)	23.45	22.91	21.94
		2535 (21100)	23.23	22.72	21.92
		2507.5 (20825)	23.03	22.65	21.81
	36RB-High (38)	2562.5 (21375)	22.47	21.48	20.68
		2535 (21100)	22.54	21.62	20.71
		2507.5 (20825)	22.19	21.26	20.31
	36RB-Middle (19)	2562.5 (21375)	22.63	21.60	20.79
		2535 (21100)	22.52	21.54	20.68
		2507.5 (20825)	22.17	21.28	20.35
	36RB-Low (0)	2562.5 (21375)	22.64	21.56	20.75
		2535 (21100)	22.46	21.47	20.55
		2507.5 (20825)	22.16	21.20	20.30
	75RB (0)	2562.5 (21375)	22.57	21.66	20.69
		2535 (21100)	22.57	21.56	20.70
		2507.5 (20825)	22.17	21.31	20.41
20MHz	1RB-High (99)	2560 (21350)	23.32	22.78	21.98
		2535 (21100)	23.29	22.96	21.86
		2510 (20850)	23.06	22.49	21.67
	1RB-Middle (50)	2560 (21350)	23.46	23.00	21.95
		2535 (21100)	23.36	22.99	21.06
		2510 (20850)	22.96	22.34	21.54
	1RB-Low (0)	2560 (21350)	23.40	22.90	21.92
		2535 (21100)	23.14	22.92	21.88
		2510 (20850)	23.04	22.55	21.83
	50RB-High (50)	2560 (21350)	22.55	21.55	20.67
		2535 (21100)	22.61	21.59	20.66
		2510 (20850)	22.13	21.21	20.34
	50RB-Middle (25)	2560 (21350)	22.69	21.66	20.76
		2535 (21100)	22.54	21.58	20.66
		2510 (20850)	22.18	21.21	20.29
	50RB-Low (0)	2560 (21350)	22.68	21.61	20.71
		2535 (21100)	22.50	21.42	20.60
		2510 (20850)	22.26	21.17	20.24
	100RB (0)	2560 (21350)	22.57	21.65	20.77
		2535 (21100)	22.54	21.56	20.66
		2510 (20850)	22.18	21.24	20.39

LTE Band7 (ANT1 DSI 13)

5MHz	1RB-High (24)	2567.5 (21425)	20.04	20.31	20.22	
		2535 (21100)	19.76	20.16	19.89	
		2502.5 (20775)	19.98	20.15	20.15	
	1RB-Middle (12)	2567.5 (21425)	19.94	20.28	20.17	
		2535 (21100)	19.71	20.26	19.90	
		2502.5 (20775)	19.89	20.24	19.99	
	1RB-Low (0)	2567.5 (21425)	19.97	20.22	20.04	
		2535 (21100)	19.81	20.07	20.02	
		2502.5 (20775)	20.04	20.16	20.27	
	12RB-High (13)	2567.5 (21425)	20.12	20.20	20.19	
		2535 (21100)	19.91	20.00	19.90	
		2502.5 (20775)	19.96	20.08	20.05	
	12RB-Middle (6)	2567.5 (21425)	20.17	20.06	20.14	
		2535 (21100)	19.88	19.80	19.89	
		2502.5 (20775)	20.12	19.95	19.95	
	12RB-Low (0)	2567.5 (21425)	19.98	20.11	20.02	
		2535 (21100)	19.74	19.83	19.82	
		2502.5 (20775)	19.99	19.94	20.02	
	25RB (0)	2567.5 (21425)	20.08	20.10	20.11	
		2535 (21100)	19.83	19.90	19.82	
		2502.5 (20775)	20.05	20.09	19.97	
	10MHz	1RB-High (49)	2565 (21400)	20.00	20.31	20.25
			2535 (21100)	19.92	20.26	19.99
			2505 (20800)	19.73	20.12	19.95
1RB-Middle (24)		2565 (21400)	19.92	20.22	20.23	
		2535 (21100)	19.72	19.98	19.82	
		2505 (20800)	19.75	20.08	19.90	
1RB-Low (0)		2565 (21400)	19.89	20.31	20.03	
		2535 (21100)	19.75	20.18	19.93	
		2505 (20800)	20.02	20.33	20.22	
25RB-High (25)		2565 (21400)	20.07	20.15	20.05	
		2535 (21100)	19.74	19.89	19.89	
		2505 (20800)	19.84	19.89	19.80	
25RB-Middle (12)		2565 (21400)	20.16	20.15	20.15	
		2535 (21100)	19.85	19.90	19.89	
		2505 (20800)	19.96	19.97	20.04	
25RB-Low (0)		2565 (21400)	20.02	20.16	20.13	
		2535 (21100)	19.82	19.85	19.80	
		2505 (20800)	19.92	20.03	20.12	
50RB (0)		2565 (21400)	20.09	20.12	20.11	
		2535 (21100)	19.77	19.92	19.88	
		2505 (20800)	19.97	20.00	19.96	

15MHz	1RB-High (74)	2562.5 (21375)	19.63	20.10	20.01
		2535 (21100)	19.51	19.90	19.80
		2507.5 (20825)	19.38	19.72	19.43
	1RB-Middle (37)	2562.5 (21375)	19.71	20.01	19.82
		2535 (21100)	19.63	19.85	19.83
		2507.5 (20825)	19.55	19.82	19.69
	1RB-Low (0)	2562.5 (21375)	19.71	20.14	19.96
		2535 (21100)	19.41	19.80	19.67
		2507.5 (20825)	19.72	20.15	19.96
	36RB-High (38)	2562.5 (21375)	19.84	19.81	19.88
		2535 (21100)	19.62	19.70	19.66
		2507.5 (20825)	19.65	19.55	19.66
	36RB-Middle (19)	2562.5 (21375)	19.89	19.97	19.95
		2535 (21100)	19.63	19.69	19.74
		2507.5 (20825)	19.74	19.81	19.78
	36RB-Low (0)	2562.5 (21375)	19.73	19.94	19.82
		2535 (21100)	19.69	19.63	19.58
		2507.5 (20825)	19.70	19.76	19.76
	75RB (0)	2562.5 (21375)	19.88	19.88	19.97
		2535 (21100)	19.67	19.70	19.69
		2507.5 (20825)	19.77	19.74	19.84
20MHz	1RB-High (99)	2560 (21350)	19.75	20.03	20.02
		2535 (21100)	19.45	19.97	19.73
		2510 (20850)	19.44	19.76	19.66
	1RB-Middle (50)	2560 (21350)	19.61	20.01	19.81
		2535 (21100)	19.51	19.91	19.83
		2510 (20850)	19.52	19.77	19.74
	1RB-Low (0)	2560 (21350)	19.58	19.96	19.82
		2535 (21100)	19.34	19.77	19.62
		2510 (20850)	19.84	20.07	19.97
	50RB-High (50)	2560 (21350)	19.81	19.85	19.81
		2535 (21100)	19.64	19.74	19.60
		2510 (20850)	19.60	19.59	19.53
	50RB-Middle (25)	2560 (21350)	19.90	19.86	19.81
		2535 (21100)	19.67	19.63	19.67
		2510 (20850)	19.66	19.71	19.70
	50RB-Low (0)	2560 (21350)	19.84	19.75	19.78
		2535 (21100)	19.62	19.68	19.52
		2510 (20850)	19.66	19.71	19.66
	100RB (0)	2560 (21350)	19.80	19.93	19.91
		2535 (21100)	19.62	19.72	19.71
		2510 (20850)	19.68	19.64	19.82

LTE Band38 (ANT5 DSI 3)

5MHz	1RB-High (24)	2617.5 (38225)	23.23	23.20	22.21	
		2595 (38000)	23.19	23.26	22.33	
		2572.5 (37775)	23.17	23.21	22.21	
	1RB-Middle (12)	2617.5 (38225)	23.29	23.17	22.18	
		2595 (38000)	23.21	23.26	22.23	
		2572.5 (37775)	23.25	23.19	22.15	
	1RB-Low (0)	2617.5 (38225)	23.23	23.13	22.23	
		2595 (38000)	23.26	23.28	22.34	
		2572.5 (37775)	23.20	23.22	22.28	
	12RB-High (13)	2617.5 (38225)	23.17	22.14	21.25	
		2595 (38000)	23.08	22.06	21.24	
		2572.5 (37775)	23.13	22.06	21.24	
	12RB-Middle (6)	2617.5 (38225)	23.13	22.16	21.31	
		2595 (38000)	23.17	22.15	21.29	
		2572.5 (37775)	23.14	22.11	21.28	
	12RB-Low (0)	2617.5 (38225)	23.20	22.05	21.30	
		2595 (38000)	23.17	22.12	21.33	
		2572.5 (37775)	23.18	22.07	21.25	
	25RB (0)	2617.5 (38225)	23.14	22.18	21.26	
		2595 (38000)	23.11	22.13	21.13	
		2572.5 (37775)	23.11	22.16	21.24	
	10MHz	1RB-High (49)	2615 (38200)	23.14	23.12	22.12
			2595 (38000)	23.17	23.15	22.17
			2575 (37800)	23.15	23.08	22.12
1RB-Middle (24)		2615 (38200)	23.19	23.06	22.15	
		2595 (38000)	23.22	23.14	22.27	
		2575 (37800)	23.15	23.13	22.19	
1RB-Low (0)		2615 (38200)	23.24	23.17	22.22	
		2595 (38000)	23.26	23.23	22.22	
		2575 (37800)	23.15	23.11	22.26	
25RB-High (25)		2615 (38200)	23.14	22.17	21.21	
		2595 (38000)	23.10	22.12	21.17	
		2575 (37800)	23.16	22.09	21.18	
25RB-Middle (12)		2615 (38200)	23.16	22.23	21.25	
		2595 (38000)	23.13	22.17	21.17	
		2575 (37800)	23.16	22.23	21.28	
25RB-Low (0)		2615 (38200)	23.17	22.22	21.25	
		2595 (38000)	23.22	22.25	21.29	
		2575 (37800)	23.12	22.20	21.23	
50RB (0)		2615 (38200)	23.19	22.20	21.26	
		2595 (38000)	23.11	22.19	21.18	
		2575 (37800)	23.15	22.25	21.23	

15MHz	1RB-High (74)	2612.5 (38175)	22.99	23.07	22.06	
		2595 (38000)	23.07	23.09	22.08	
		2577.5 (37825)	23.11	23.10	22.18	
	1RB-Middle (37)	2612.5 (38175)	23.06	23.11	22.06	
		2595 (38000)	23.14	23.17	22.20	
		2577.5 (37825)	23.01	23.10	22.21	
	1RB-Low (0)	2612.5 (38175)	23.14	23.17	22.15	
		2595 (38000)	23.14	23.18	22.24	
		2577.5 (37825)	23.06	23.15	22.19	
	36RB-High (38)	2612.5 (38175)	23.03	22.00	21.17	
		2595 (38000)	22.95	21.99	21.12	
		2577.5 (37825)	22.99	22.01	21.11	
	36RB-Middle (19)	2612.5 (38175)	23.07	22.07	21.22	
		2595 (38000)	23.00	22.02	21.17	
		2577.5 (37825)	23.10	22.04	21.20	
	36RB-Low (0)	2612.5 (38175)	23.07	22.02	21.15	
		2595 (38000)	23.02	21.98	21.12	
		2577.5 (37825)	23.02	21.98	21.13	
	75RB (0)	2612.5 (38175)	23.05	22.11	21.15	
		2595 (38000)	23.00	22.06	21.13	
		2577.5 (37825)	23.01	22.11	21.17	
	20MHz	1RB-High (99)	2610 (38150)	23.06	23.12	21.89
			2595 (38000)	23.12	23.12	21.62
			2580 (37850)	23.12	23.13	21.74
		1RB-Middle (50)	2610 (38150)	23.13	23.08	21.94
			2595 (38000)	23.18	23.12	21.75
			2580 (37850)	23.15	23.12	21.74
1RB-Low (0)		2610 (38150)	23.14	23.20	21.97	
		2595 (38000)	23.10	23.18	21.73	
		2580 (37850)	23.15	23.20	21.79	
50RB-High (50)		2610 (38150)	22.98	21.99	21.01	
		2595 (38000)	23.02	22.01	21.02	
		2580 (37850)	23.02	22.11	21.08	
50RB-Middle (25)		2610 (38150)	23.07	22.12	21.14	
		2595 (38000)	23.06	22.08	21.07	
		2580 (37850)	23.18	22.18	21.15	
50RB-Low (0)		2610 (38150)	23.06	22.14	21.10	
		2595 (38000)	23.08	22.09	21.05	
		2580 (37850)	23.05	22.12	21.10	
100RB (0)		2610 (38150)	23.11	22.15	21.11	
		2595 (38000)	23.05	22.04	21.04	
		2580 (37850)	23.07	22.10	21.09	

LTE Band38 (ANT5 DSI 8)

5MHz	1RB-High (24)	2617.5 (38225)	20.81	20.90	20.73	
		2595 (38000)	20.78	20.97	20.70	
		2572.5 (37775)	20.78	20.88	20.68	
	1RB-Middle (12)	2617.5 (38225)	20.99	20.88	20.68	
		2595 (38000)	20.83	20.89	20.66	
		2572.5 (37775)	20.95	20.86	20.35	
	1RB-Low (0)	2617.5 (38225)	20.78	20.88	20.73	
		2595 (38000)	20.84	20.88	20.84	
		2572.5 (37775)	20.78	20.84	20.60	
	12RB-High (13)	2617.5 (38225)	20.82	20.79	20.79	
		2595 (38000)	20.71	20.75	20.78	
		2572.5 (37775)	20.77	20.72	20.79	
	12RB-Middle (6)	2617.5 (38225)	20.85	20.85	20.82	
		2595 (38000)	20.86	20.85	20.83	
		2572.5 (37775)	20.80	20.78	20.78	
	12RB-Low (0)	2617.5 (38225)	20.84	20.75	20.80	
		2595 (38000)	20.85	20.73	20.84	
		2572.5 (37775)	20.82	20.73	20.75	
	25RB (0)	2617.5 (38225)	20.82	20.82	20.77	
		2595 (38000)	20.76	20.79	20.69	
		2572.5 (37775)	20.76	20.79	20.76	
	10MHz	1RB-High (49)	2615 (38200)	20.74	20.85	20.73
			2595 (38000)	20.72	20.83	20.73
			2575 (37800)	20.74	20.81	20.66
1RB-Middle (24)		2615 (38200)	20.75	20.84	20.63	
		2595 (38000)	20.73	20.77	20.65	
		2575 (37800)	20.73	20.78	20.60	
1RB-Low (0)		2615 (38200)	20.78	20.91	20.71	
		2595 (38000)	20.84	20.98	20.78	
		2575 (37800)	20.78	20.88	20.72	
25RB-High (25)		2615 (38200)	20.79	20.81	20.79	
		2595 (38000)	20.78	20.80	20.77	
		2575 (37800)	20.81	20.81	20.75	
25RB-Middle (12)		2615 (38200)	20.83	20.91	20.80	
		2595 (38000)	20.80	20.84	20.79	
		2575 (37800)	20.85	20.90	20.85	
25RB-Low (0)		2615 (38200)	20.83	20.89	20.80	
		2595 (38000)	20.84	20.88	20.82	
		2575 (37800)	20.81	20.83	20.79	
50RB (0)		2615 (38200)	20.85	20.83	20.79	
		2595 (38000)	20.77	20.83	20.74	
		2575 (37800)	20.85	20.89	20.81	

15MHz	1RB-High (74)	2612.5 (38175)	20.61	20.77	20.51	
		2595 (38000)	20.62	20.77	20.46	
		2577.5 (37825)	20.64	20.74	20.48	
	1RB-Middle (37)	2612.5 (38175)	20.62	20.76	20.55	
		2595 (38000)	20.67	20.76	20.58	
		2577.5 (37825)	20.64	20.74	20.49	
	1RB-Low (0)	2612.5 (38175)	20.68	20.84	20.62	
		2595 (38000)	20.72	20.82	20.60	
		2577.5 (37825)	20.59	20.80	20.55	
	36RB-High (38)	2612.5 (38175)	20.65	20.69	20.70	
		2595 (38000)	20.63	20.58	20.62	
		2577.5 (37825)	20.64	20.69	20.68	
	36RB-Middle (19)	2612.5 (38175)	20.71	20.74	20.73	
		2595 (38000)	20.65	20.70	20.71	
		2577.5 (37825)	20.74	20.72	20.72	
	36RB-Low (0)	2612.5 (38175)	20.68	20.70	20.69	
		2595 (38000)	20.73	20.71	20.73	
		2577.5 (37825)	20.65	20.67	20.68	
	75RB (0)	2612.5 (38175)	20.71	20.72	20.72	
		2595 (38000)	20.63	20.70	20.68	
		2577.5 (37825)	20.63	20.74	20.71	
	20MHz	1RB-High (99)	2610 (38150)	20.60	20.74	20.48
			2595 (38000)	20.63	20.74	20.48
			2580 (37850)	20.66	20.78	20.54
		1RB-Middle (50)	2610 (38150)	20.64	20.75	20.55
			2595 (38000)	20.69	20.82	20.52
			2580 (37850)	20.63	20.79	20.55
1RB-Low (0)		2610 (38150)	20.72	20.84	20.53	
		2595 (38000)	20.69	20.86	20.60	
		2580 (37850)	20.68	20.84	20.52	
50RB-High (50)		2610 (38150)	20.61	20.65	20.61	
		2595 (38000)	20.60	20.69	20.62	
		2580 (37850)	20.69	20.77	20.67	
50RB-Middle (25)		2610 (38150)	20.73	20.77	20.68	
		2595 (38000)	20.69	20.70	20.65	
		2580 (37850)	20.67	20.76	20.73	
50RB-Low (0)		2610 (38150)	20.73	20.77	20.69	
		2595 (38000)	20.73	20.80	20.75	
		2580 (37850)	20.73	20.77	20.69	
100RB (0)		2610 (38150)	20.69	20.78	20.79	
		2595 (38000)	20.65	20.69	20.71	
		2580 (37850)	20.69	20.76	20.74	

LTE Band38(ANT5 DSI 13)

5MHz	1RB-High (24)	2617.5 (38225)	20.26	20.47	20.19
		2595 (38000)	20.30	20.41	20.16
		2572.5 (37775)	20.26	20.34	20.26
	1RB-Middle (12)	2617.5 (38225)	20.36	20.39	20.15
		2595 (38000)	20.31	20.35	20.13
		2572.5 (37775)	20.46	20.32	20.10
	1RB-Low (0)	2617.5 (38225)	20.24	20.39	20.18
		2595 (38000)	20.31	20.43	20.33
		2572.5 (37775)	20.26	20.39	20.24
	12RB-High (13)	2617.5 (38225)	20.28	20.30	20.28
		2595 (38000)	20.23	20.18	20.19
		2572.5 (37775)	20.25	20.19	20.22
	12RB-Middle (6)	2617.5 (38225)	20.32	20.29	20.27
		2595 (38000)	20.33	20.30	20.28
		2572.5 (37775)	20.24	20.25	20.31
	12RB-Low (0)	2617.5 (38225)	20.31	20.22	20.25
		2595 (38000)	20.30	20.26	20.32
		2572.5 (37775)	20.23	20.17	20.27
	25RB (0)	2617.5 (38225)	20.30	20.25	20.24
		2595 (38000)	20.23	20.23	20.20
		2572.5 (37775)	20.20	20.26	20.24
10MHz	1RB-High (49)	2615 (38200)	20.17	20.34	20.16
		2595 (38000)	20.27	20.32	20.17
		2575 (37800)	20.19	20.29	20.13
	1RB-Middle (24)	2615 (38200)	20.16	20.32	20.17
		2595 (38000)	20.26	20.34	20.18
		2575 (37800)	20.20	20.25	20.08
	1RB-Low (0)	2615 (38200)	20.32	20.38	20.23
		2595 (38000)	20.33	20.39	20.24
		2575 (37800)	20.24	20.35	20.14
	25RB-High (25)	2615 (38200)	20.28	20.32	20.26
		2595 (38000)	20.24	20.27	20.18
		2575 (37800)	20.28	20.29	20.26
	25RB-Middle (12)	2615 (38200)	20.25	20.38	20.31
		2595 (38000)	20.24	20.29	20.23
		2575 (37800)	20.36	20.36	20.29
	25RB-Low (0)	2615 (38200)	20.31	20.38	20.30
		2595 (38000)	20.29	20.41	20.34
		2575 (37800)	20.30	20.37	20.23
	50RB (0)	2615 (38200)	20.32	20.36	20.29
		2595 (38000)	20.28	20.31	20.22
		2575 (37800)	20.25	20.33	20.29

15MHz	1RB-High (74)	2612.5 (38175)	20.07	20.24	19.96
		2595 (38000)	20.13	20.26	19.98
		2577.5 (37825)	20.06	20.29	20.01
	1RB-Middle (37)	2612.5 (38175)	20.10	20.26	20.02
		2595 (38000)	20.10	20.28	19.98
		2577.5 (37825)	20.14	20.27	19.99
	1RB-Low (0)	2612.5 (38175)	20.14	20.30	20.03
		2595 (38000)	20.17	20.33	20.08
		2577.5 (37825)	20.15	20.28	20.06
	36RB-High (38)	2612.5 (38175)	20.12	20.19	20.20
		2595 (38000)	20.11	20.09	20.15
		2577.5 (37825)	20.16	20.16	20.19
	36RB-Middle (19)	2612.5 (38175)	20.18	20.25	20.25
		2595 (38000)	20.15	20.16	20.17
		2577.5 (37825)	20.15	20.19	20.24
	36RB-Low (0)	2612.5 (38175)	20.15	20.18	20.20
		2595 (38000)	20.22	20.23	20.24
		2577.5 (37825)	20.17	20.17	20.17
	75RB (0)	2612.5 (38175)	20.15	20.26	20.21
		2595 (38000)	20.12	20.15	20.17
		2577.5 (37825)	20.16	20.21	20.23
20MHz	1RB-High (99)	2610 (38150)	20.12	20.23	19.88
		2595 (38000)	20.10	20.22	19.94
		2580 (37850)	20.15	20.27	19.95
	1RB-Middle (50)	2610 (38150)	20.12	20.24	19.94
		2595 (38000)	20.18	20.26	20.03
		2580 (37850)	20.13	20.22	20.01
	1RB-Low (0)	2610 (38150)	20.17	20.35	20.04
		2595 (38000)	20.16	20.34	20.07
		2580 (37850)	20.11	20.29	20.01
	50RB-High (50)	2610 (38150)	20.04	20.13	20.12
		2595 (38000)	20.11	20.15	20.07
		2580 (37850)	20.15	20.24	20.14
	50RB-Middle (25)	2610 (38150)	20.22	20.26	20.17
		2595 (38000)	20.10	20.18	20.14
		2580 (37850)	20.22	20.25	20.22
	50RB-Low (0)	2610 (38150)	20.21	20.25	20.20
		2595 (38000)	20.20	20.27	20.16
		2580 (37850)	20.19	20.25	20.20
	100RB (0)	2610 (38150)	20.19	20.24	20.28
		2595 (38000)	20.12	20.18	20.23
		2580 (37850)	20.16	20.22	20.23

LTE Band41 PC3 (ANT5 DSI 3)

5MHz	1RB-High (24)	2687.5 (41565)	23.23	22.80	21.67
		2640.3(41093)	23.37	22.94	21.75
		2593 (40620)	23.37	23.07	21.84
		2545.8(40148)	23.42	22.94	21.92
		2498.5 (39675)	23.17	22.68	20.35
	1RB-Middle (12)	2687.5 (41565)	23.30	22.69	21.36
		2640.3(41093)	23.53	22.84	21.47
		2593 (40620)	23.64	22.89	21.80
		2545.8(40148)	23.65	22.93	21.58
		2498.5 (39675)	23.34	22.70	20.39
	1RB-Low (0)	2687.5 (41565)	23.25	22.74	21.72
		2640.3(41093)	23.30	22.82	21.78
		2593 (40620)	23.36	22.90	21.80
		2545.8(40148)	23.35	22.83	21.80
		2498.5 (39675)	23.16	22.69	20.31
	12RB-High (13)	2687.5 (41565)	22.69	21.61	20.69
		2640.3(41093)	22.76	21.66	20.80
		2593 (40620)	22.82	21.83	20.89
		2545.8(40148)	22.83	21.72	20.84
		2498.5 (39675)	22.59	21.53	19.76
	12RB-Middle (6)	2687.5 (41565)	22.70	21.67	20.79
		2640.3(41093)	22.75	21.75	20.83
		2593 (40620)	22.86	21.82	20.92
		2545.8(40148)	22.88	21.83	20.98
		2498.5 (39675)	22.65	21.63	19.78
	12RB-Low (0)	2687.5 (41565)	22.75	21.62	20.80
		2640.3(41093)	22.79	21.67	20.80
		2593 (40620)	22.82	21.78	20.94
		2545.8(40148)	22.91	21.79	20.96
		2498.5 (39675)	22.60	21.55	19.74
	25RB (0)	2687.5 (41565)	22.66	21.68	20.72
		2640.3(41093)	22.74	21.78	20.78
2593 (40620)		22.82	21.82	20.88	
2545.8(40148)		22.88	21.87	20.94	
2498.5 (39675)		22.65	21.64	19.76	

10MHz	1RB-High (49)	2685 (41540)	23.26	22.70	21.60
		2639(41080)	23.24	22.72	21.59
		2593 (40620)	23.29	22.77	21.76
		2547(40160)	23.36	22.85	21.72
		2501 (39700)	23.08	22.59	21.52
	1RB-Middle (24)	2685 (41540)	23.27	22.79	21.66
		2639(41080)	23.32	22.77	21.70
		2593 (40620)	23.41	22.87	21.76
		2547(40160)	23.36	22.89	21.80
		2501 (39700)	23.11	22.54	21.48
	1RB-Low (0)	2685 (41540)	23.31	22.82	21.74
		2639(41080)	23.37	22.83	21.77
		2593 (40620)	23.45	22.93	21.91
		2547(40160)	23.42	22.96	21.86
		2501 (39700)	23.14	22.68	21.64
	25RB-High (25)	2685 (41540)	22.71	21.75	20.77
		2639(41080)	22.78	21.75	20.85
		2593 (40620)	22.78	21.78	20.83
		2547(40160)	22.81	21.88	20.87
		2501 (39700)	22.52	21.63	20.60
	25RB-Middle (12)	2685 (41540)	22.68	21.70	20.73
		2639(41080)	22.84	21.83	20.86
		2593 (40620)	22.85	21.91	20.88
		2547(40160)	22.83	21.87	20.84
		2501 (39700)	22.60	21.62	20.59
	25RB-Low (0)	2685 (41540)	22.70	21.69	20.72
		2639(41080)	22.74	21.80	20.79
		2593 (40620)	22.85	21.88	20.88
		2547(40160)	22.86	21.93	20.98
		2501 (39700)	22.62	21.65	20.67
50RB (0)	2685 (41540)	22.70	21.76	20.72	
	2639(41080)	22.81	21.84	20.84	
	2593 (40620)	22.86	21.92	20.87	
	2547(40160)	22.85	21.91	20.85	
	2501 (39700)	22.55	21.63	20.58	

15MHz	1RB-High (74)	2682.5 (41515)	23.00	22.62	21.48
		2637.8(41068)	23.15	22.68	21.48
		2593 (40620)	23.15	22.74	21.57
		2548.3(40173)	23.27	22.79	21.67
		2503.5 (39725)	22.97	22.50	21.28
	1RB-Middle (37)	2682.5 (41515)	23.10	22.63	21.47
		2637.8(41068)	23.13	22.71	21.54
		2593 (40620)	23.15	22.76	21.59
		2548.3(40173)	23.19	22.75	21.60
		2503.5 (39725)	22.93	22.47	21.34
	1RB-Low (0)	2682.5 (41515)	23.20	22.77	21.59
		2637.8(41068)	23.23	22.82	21.63
		2593 (40620)	23.32	22.85	21.73
		2548.3(40173)	23.29	22.84	21.64
		2503.5 (39725)	22.94	22.44	21.34
	36RB-High (38)	2682.5 (41515)	22.60	21.60	20.70
		2637.8(41068)	22.67	21.67	20.72
		2593 (40620)	22.61	21.64	20.70
		2548.3(40173)	22.64	21.67	20.75
		2503.5 (39725)	22.35	21.37	20.45
	36RB-Middle (19)	2682.5 (41515)	22.63	21.64	20.72
		2637.8(41068)	22.65	21.63	20.75
		2593 (40620)	22.71	21.73	20.80
		2548.3(40173)	22.73	21.73	20.79
		2503.5 (39725)	22.44	21.43	20.52
36RB-Low (0)	2682.5 (41515)	22.58	21.61	20.72	
	2637.8(41068)	22.70	21.64	20.72	
	2593 (40620)	22.77	21.75	20.83	
	2548.3(40173)	22.74	21.74	20.80	
	2503.5 (39725)	22.44	21.40	20.49	
75RB (0)	2682.5 (41515)	22.57	21.61	20.66	
	2637.8(41068)	22.71	21.72	20.80	
	2593 (40620)	22.75	21.76	20.85	
	2548.3(40173)	22.78	21.79	20.88	
	2503.5 (39725)	22.41	21.43	20.54	

20MHz	1RB-High (99)	2680 (41490)	23.04	22.58	21.42
		2636.5(41055)	23.10	22.67	21.47
		2593 (40620)	23.18	22.71	21.54
		2549.5(40185)	23.21	22.73	21.54
		2506 (39750)	23.00	22.49	21.34
	1RB-Middle (50)	2680 (41490)	23.06	22.59	21.49
		2636.5(41055)	23.14	22.62	21.49
		2593 (40620)	23.15	22.68	21.55
		2549.5(40185)	23.23	22.74	21.52
		2506 (39750)	22.94	22.41	21.27
	1RB-Low (0)	2680 (41490)	23.27	22.78	21.62
		2636.5(41055)	23.23	22.82	21.64
		2593 (40620)	23.34	22.87	21.75
		2549.5(40185)	23.18	22.73	21.52
		2506 (39750)	22.92	22.43	21.35
	50RB-High (50)	2680 (41490)	22.60	21.59	20.64
		2636.5(41055)	22.54	21.59	20.62
		2593 (40620)	22.61	21.66	20.69
		2549.5(40185)	22.63	21.71	20.72
		2506 (39750)	22.40	21.39	20.46
	50RB-Middle (25)	2680 (41490)	22.65	21.68	20.70
		2636.5(41055)	22.68	21.69	20.75
		2593 (40620)	22.72	21.77	20.79
		2549.5(40185)	22.66	21.68	20.70
		2506 (39750)	22.47	21.48	20.54
	50RB-Low (0)	2680 (41490)	22.59	21.66	20.66
		2636.5(41055)	22.69	21.75	20.76
		2593 (40620)	22.79	21.80	20.84
		2549.5(40185)	22.72	21.77	20.74
		2506 (39750)	22.44	21.42	20.49
100RB (0)	2680 (41490)	22.66	21.68	20.77	
	2636.5(41055)	22.66	21.72	20.82	
	2593 (40620)	22.78	21.75	20.88	
	2549.5(40185)	22.66	21.74	20.80	
	2506 (39750)	22.49	21.55	20.62	

LTE Band41 PC3 (ANT5 DSI 8)

5MHz	1RB-High (24)	2687.5 (41565)	20.30	20.40	20.12
		2640.3(41093)	20.36	20.53	20.10
		2593 (40620)	20.38	20.61	20.12
		2545.8(40148)	20.44	20.58	20.12
		2498.5 (39675)	20.18	20.40	19.92
	1RB-Middle (12)	2687.5 (41565)	20.29	20.41	20.04
		2640.3(41093)	20.35	20.43	20.11
		2593 (40620)	20.59	20.50	20.11
		2545.8(40148)	20.66	20.56	20.18
		2498.5 (39675)	20.16	20.24	19.94
	1RB-Low (0)	2687.5 (41565)	20.26	20.43	20.43
		2640.3(41093)	20.36	20.43	20.04
		2593 (40620)	20.32	20.46	20.03
		2545.8(40148)	20.41	20.46	20.03
		2498.5 (39675)	20.16	20.28	19.94
	12RB-High (13)	2687.5 (41565)	20.32	20.30	20.38
		2640.3(41093)	20.38	20.35	20.35
		2593 (40620)	20.43	20.40	20.43
		2545.8(40148)	20.38	20.33	20.40
		2498.5 (39675)	20.23	20.20	20.28
	12RB-Middle (6)	2687.5 (41565)	20.34	20.33	20.60
		2640.3(41093)	20.39	20.39	20.46
		2593 (40620)	20.49	20.41	20.52
		2545.8(40148)	20.46	20.46	20.57
		2498.5 (39675)	20.22	20.20	20.31
	12RB-Low (0)	2687.5 (41565)	20.32	20.27	20.32
		2640.3(41093)	20.42	20.31	20.35
		2593 (40620)	20.46	20.43	20.45
		2545.8(40148)	20.46	20.42	20.52
		2498.5 (39675)	20.21	20.22	20.26
	25RB (0)	2687.5 (41565)	20.29	20.33	20.35
		2640.3(41093)	20.36	20.39	20.47
2593 (40620)		20.42	20.46	20.51	
2545.8(40148)		20.45	20.46	20.48	
2498.5 (39675)		20.22	20.26	20.31	

10MHz	1RB-High (49)	2685 (41540)	20.21	20.33	20.13
		2639(41080)	20.27	20.36	20.20
		2593 (40620)	20.33	20.41	20.23
		2547(40160)	20.37	20.41	20.28
		2501 (39700)	20.11	20.24	20.22
	1RB-Middle (24)	2685 (41540)	20.30	20.30	20.24
		2639(41080)	20.34	20.44	20.23
		2593 (40620)	20.33	20.46	20.22
		2547(40160)	20.36	20.47	20.21
		2501 (39700)	20.07	20.26	20.27
	1RB-Low (0)	2685 (41540)	20.36	20.47	20.23
		2639(41080)	20.42	20.50	20.27
		2593 (40620)	20.49	20.60	20.35
		2547(40160)	20.40	20.54	20.32
		2501 (39700)	20.17	20.29	20.23
	25RB-High (25)	2685 (41540)	20.37	20.34	20.30
		2639(41080)	20.37	20.41	20.37
		2593 (40620)	20.34	20.34	20.27
		2547(40160)	20.41	20.41	20.36
		2501 (39700)	20.14	20.14	20.62
	25RB-Middle (12)	2685 (41540)	20.33	20.33	20.21
		2639(41080)	20.46	20.45	20.32
		2593 (40620)	20.50	20.53	20.43
		2547(40160)	20.44	20.40	20.36
		2501 (39700)	20.15	20.17	20.65
	25RB-Low (0)	2685 (41540)	20.27	20.34	20.24
		2639(41080)	20.36	20.45	20.33
		2593 (40620)	20.43	20.51	20.41
		2547(40160)	20.46	20.44	20.38
		2501 (39700)	20.20	20.20	20.69
50RB (0)	2685 (41540)	20.29	20.36	20.25	
	2639(41080)	20.39	20.49	20.34	
	2593 (40620)	20.44	20.51	20.41	
	2547(40160)	20.44	20.44	20.18	
	2501 (39700)	20.14	20.20	20.60	

15MHz	1RB-High (74)	2682.5 (41515)	20.21	20.18	20.01
		2637.8(41068)	20.13	20.27	19.95
		2593 (40620)	20.16	20.33	20.07
		2548.3(40173)	20.22	20.38	20.14
		2503.5 (39725)	19.92	20.05	19.73
	1RB-Middle (37)	2682.5 (41515)	20.06	20.20	19.93
		2637.8(41068)	20.15	20.24	19.93
		2593 (40620)	20.20	20.33	20.01
		2548.3(40173)	20.19	20.34	20.05
		2503.5 (39725)	19.91	20.04	19.73
	1RB-Low (0)	2682.5 (41515)	20.17	20.34	20.13
		2637.8(41068)	20.20	20.38	20.11
		2593 (40620)	20.26	20.39	20.23
		2548.3(40173)	20.27	20.44	20.08
		2503.5 (39725)	19.94	20.03	19.79
	36RB-High (38)	2682.5 (41515)	20.20	20.18	20.23
		2637.8(41068)	20.25	20.22	20.27
		2593 (40620)	20.19	20.21	20.24
		2548.3(40173)	20.28	20.24	20.27
		2503.5 (39725)	19.97	20.01	19.95
	36RB-Middle (19)	2682.5 (41515)	20.19	20.25	20.25
		2637.8(41068)	20.27	20.24	20.27
		2593 (40620)	20.27	20.31	20.32
		2548.3(40173)	20.30	20.27	20.34
		2503.5 (39725)	20.05	20.07	20.07
	36RB-Low (0)	2682.5 (41515)	20.19	20.14	20.15
		2637.8(41068)	20.31	20.23	20.28
		2593 (40620)	20.34	20.30	20.35
		2548.3(40173)	20.33	20.32	20.34
		2503.5 (39725)	19.98	19.99	20.01
75RB (0)	2682.5 (41515)	20.14	20.19	20.19	
	2637.8(41068)	20.28	20.30	20.29	
	2593 (40620)	20.29	20.37	20.32	
	2548.3(40173)	20.32	20.38	20.38	
	2503.5 (39725)	19.97	20.05	20.02	

20MHz	1RB-High (99)	2680 (41490)	20.08	20.22	19.95
		2636.5(41055)	20.11	20.30	20.00
		2593 (40620)	20.20	20.30	20.01
		2549.5(40185)	20.17	20.32	20.07
		2506 (39750)	19.96	20.09	19.71
	1RB-Middle (50)	2680 (41490)	20.14	20.25	19.95
		2636.5(41055)	20.17	20.21	19.91
		2593 (40620)	20.21	20.29	20.02
		2549.5(40185)	20.22	20.29	20.01
		2506 (39750)	19.94	20.00	19.75
	1RB-Low (0)	2680 (41490)	20.32	20.42	20.15
		2636.5(41055)	20.28	20.45	20.10
		2593 (40620)	20.33	20.47	20.26
		2549.5(40185)	20.17	20.32	20.00
		2506 (39750)	19.95	20.06	19.76
	50RB-High (50)	2680 (41490)	20.20	20.20	20.15
		2636.5(41055)	20.17	20.21	20.19
		2593 (40620)	20.19	20.24	20.19
		2549.5(40185)	20.24	20.28	20.23
		2506 (39750)	19.99	20.06	19.97
	50RB-Middle (25)	2680 (41490)	20.29	20.33	20.25
		2636.5(41055)	20.28	20.29	20.22
		2593 (40620)	20.32	20.38	20.34
		2549.5(40185)	20.22	20.31	20.25
		2506 (39750)	20.08	20.12	20.04
	50RB-Low (0)	2680 (41490)	20.23	20.28	20.18
		2636.5(41055)	20.31	20.37	20.28
		2593 (40620)	20.37	20.40	20.34
		2549.5(40185)	20.33	20.37	20.27
		2506 (39750)	20.02	20.08	20.04
100RB (0)	2680 (41490)	20.25	20.28	20.33	
	2636.5(41055)	20.31	20.38	20.34	
	2593 (40620)	20.35	20.37	20.42	
	2549.5(40185)	20.26	20.30	20.35	
	2506 (39750)	20.12	20.14	20.13	

LTE Band41 PC3 (ANT5 DSI 13)

5MHz	1RB-High (24)	2687.5 (41565)	19.78	19.89	19.70
		2640.3(41093)	19.86	19.99	19.66
		2593 (40620)	19.94	20.06	19.79
		2545.8(40148)	19.92	20.02	19.82
		2498.5 (39675)	19.66	19.68	19.61
	1RB-Middle (12)	2687.5 (41565)	19.98	19.89	19.67
		2640.3(41093)	19.88	19.92	19.76
		2593 (40620)	19.92	20.00	19.55
		2545.8(40148)	20.12	20.03	19.78
		2498.5 (39675)	19.89	19.71	19.57
	1RB-Low (0)	2687.5 (41565)	19.78	19.84	19.72
		2640.3(41093)	19.82	19.89	19.77
		2593 (40620)	19.86	19.96	19.74
		2545.8(40148)	19.85	19.95	19.65
		2498.5 (39675)	19.67	19.72	19.56
	12RB-High (13)	2687.5 (41565)	19.79	19.71	19.71
		2640.3(41093)	19.85	19.86	19.81
		2593 (40620)	19.94	19.88	19.88
		2545.8(40148)	19.90	19.78	19.84
		2498.5 (39675)	19.66	19.69	19.63
	12RB-Middle (6)	2687.5 (41565)	19.81	19.80	19.80
		2640.3(41093)	19.86	19.86	19.88
		2593 (40620)	19.94	19.92	19.99
		2545.8(40148)	19.93	19.90	19.94
		2498.5 (39675)	19.75	19.70	19.72
	12RB-Low (0)	2687.5 (41565)	19.82	19.72	19.82
		2640.3(41093)	19.89	19.78	19.83
		2593 (40620)	19.94	19.92	19.90
		2545.8(40148)	19.94	19.88	19.92
		2498.5 (39675)	19.67	19.73	19.70
25RB (0)	2687.5 (41565)	19.81	19.81	19.75	
	2640.3(41093)	19.88	19.90	19.82	
	2593 (40620)	19.91	19.94	19.86	
	2545.8(40148)	19.95	19.91	19.89	
	2498.5 (39675)	19.66	19.74	19.65	

10MHz	1RB-High (49)	2685 (41540)	19.69	19.81	19.64
		2639(41080)	19.71	19.85	19.58
		2593 (40620)	19.85	19.89	19.71
		2547(40160)	19.84	19.88	19.75
		2501 (39700)	19.59	19.75	19.49
	1RB-Middle (24)	2685 (41540)	19.78	19.90	19.69
		2639(41080)	19.82	19.95	19.72
		2593 (40620)	19.84	19.98	19.72
		2547(40160)	19.90	19.93	19.73
		2501 (39700)	19.60	19.65	19.56
	1RB-Low (0)	2685 (41540)	19.85	19.96	19.72
		2639(41080)	19.89	19.98	19.80
		2593 (40620)	19.97	20.06	19.87
		2547(40160)	19.94	20.05	19.81
		2501 (39700)	19.64	19.76	19.58
	25RB-High (25)	2685 (41540)	19.83	19.85	19.80
		2639(41080)	19.92	19.91	19.84
		2593 (40620)	19.86	19.85	19.84
		2547(40160)	19.91	19.89	19.87
		2501 (39700)	19.63	19.65	19.58
	25RB-Middle (12)	2685 (41540)	19.80	19.85	19.72
		2639(41080)	19.92	19.94	19.86
		2593 (40620)	19.97	20.00	19.93
		2547(40160)	19.89	19.99	19.82
		2501 (39700)	19.67	19.68	19.59
25RB-Low (0)	2685 (41540)	19.78	19.81	19.74	
	2639(41080)	19.86	19.92	19.85	
	2593 (40620)	19.90	19.97	19.90	
	2547(40160)	19.95	19.99	19.90	
	2501 (39700)	19.68	19.73	19.69	
50RB (0)	2685 (41540)	19.82	19.85	19.76	
	2639(41080)	19.92	19.98	19.87	
	2593 (40620)	19.96	20.00	19.90	
	2547(40160)	19.88	19.91	19.85	
	2501 (39700)	19.64	19.74	19.60	

15MHz	1RB-High (74)	2682.5 (41515)	19.54	19.68	19.41
		2637.8(41068)	19.67	19.80	19.55
		2593 (40620)	19.70	19.80	19.54
		2548.3(40173)	19.69	19.87	19.65
		2503.5 (39725)	19.43	19.58	19.23
	1RB-Middle (37)	2682.5 (41515)	19.52	19.72	19.40
		2637.8(41068)	19.67	19.77	19.49
		2593 (40620)	19.66	19.84	19.50
		2548.3(40173)	19.68	19.82	19.60
		2503.5 (39725)	19.41	19.58	19.29
	1RB-Low (0)	2682.5 (41515)	19.70	19.86	19.62
		2637.8(41068)	19.73	19.87	19.60
		2593 (40620)	19.76	19.95	19.68
		2548.3(40173)	19.75	19.92	19.62
		2503.5 (39725)	19.42	19.57	19.28
	36RB-High (38)	2682.5 (41515)	19.64	19.69	19.68
		2637.8(41068)	19.71	19.76	19.72
		2593 (40620)	19.69	19.72	19.73
		2548.3(40173)	19.78	19.70	19.76
		2503.5 (39725)	19.47	19.47	19.49
	36RB-Middle (19)	2682.5 (41515)	19.68	19.71	19.71
		2637.8(41068)	19.72	19.76	19.79
		2593 (40620)	19.77	19.82	19.79
		2548.3(40173)	19.81	19.81	19.82
		2503.5 (39725)	19.52	19.55	19.58
	36RB-Low (0)	2682.5 (41515)	19.70	19.69	19.69
		2637.8(41068)	19.77	19.78	19.79
		2593 (40620)	19.81	19.83	19.85
		2548.3(40173)	19.81	19.82	19.79
		2503.5 (39725)	19.50	19.53	19.55
75RB (0)	2682.5 (41515)	19.62	19.68	19.66	
	2637.8(41068)	19.79	19.84	19.84	
	2593 (40620)	19.81	19.88	19.84	
	2548.3(40173)	19.82	19.85	19.87	
	2503.5 (39725)	19.46	19.52	19.48	

20MHz	1RB-High (99)	2680 (41490)	19.54	19.66	19.43
		2636.5(41055)	19.63	19.76	19.53
		2593 (40620)	19.66	19.78	19.53
		2549.5(40185)	19.64	19.85	19.58
		2506 (39750)	19.43	19.60	19.31
	1RB-Middle (50)	2680 (41490)	19.59	19.70	19.40
		2636.5(41055)	19.66	19.74	19.44
		2593 (40620)	19.67	19.78	19.55
		2549.5(40185)	19.71	19.80	19.55
		2506 (39750)	19.40	19.51	19.26
	1RB-Low (0)	2680 (41490)	19.69	19.89	19.61
		2636.5(41055)	19.78	19.93	19.67
		2593 (40620)	19.80	19.98	19.72
		2549.5(40185)	19.66	19.81	19.53
		2506 (39750)	19.38	19.59	19.30
	50RB-High (50)	2680 (41490)	19.67	19.73	19.67
		2636.5(41055)	19.67	19.72	19.59
		2593 (40620)	19.68	19.71	19.67
		2549.5(40185)	19.71	19.77	19.72
		2506 (39750)	19.43	19.51	19.51
	50RB-Middle (25)	2680 (41490)	19.75	19.75	19.70
		2636.5(41055)	19.77	19.81	19.75
		2593 (40620)	19.80	19.83	19.78
		2549.5(40185)	19.74	19.78	19.77
		2506 (39750)	19.57	19.62	19.53
	50RB-Low (0)	2680 (41490)	19.70	19.75	19.67
		2636.5(41055)	19.80	19.83	19.81
		2593 (40620)	19.86	19.87	19.81
		2549.5(40185)	19.80	19.84	19.79
		2506 (39750)	19.57	19.59	19.52
100RB (0)	2680 (41490)	19.71	19.79	19.80	
	2636.5(41055)	19.75	19.85	19.82	
	2593 (40620)	19.77	19.89	19.91	
	2549.5(40185)	19.77	19.80	19.82	
	2506 (39750)	19.57	19.70	19.63	

LTE Band41 PC2 (ANT5 DSI 3)

5MHz	1RB-High (24)	2687.5 (41565)	24.97	24.81	23.62
		2640.3(41093)	25.00	24.87	23.70
		2593 (40620)	25.14	24.94	23.78
		2545.8(40148)	25.15	24.98	23.73
		2498.5 (39675)	24.91	24.57	23.55
	1RB-Middle (12)	2687.5 (41565)	24.95	24.84	23.58
		2640.3(41093)	25.08	24.75	23.71
		2593 (40620)	25.04	24.82	23.74
		2545.8(40148)	25.12	24.81	23.83
		2498.5 (39675)	24.90	24.54	23.56
	1RB-Low (0)	2687.5 (41565)	24.95	24.69	23.61
		2640.3(41093)	24.95	24.84	23.65
		2593 (40620)	25.14	24.90	23.74
		2545.8(40148)	25.10	24.90	23.75
		2498.5 (39675)	24.95	24.69	23.56
	12RB-High (13)	2687.5 (41565)	24.58	23.59	22.71
		2640.3(41093)	24.67	23.58	22.77
		2593 (40620)	24.80	23.82	22.84
		2545.8(40148)	24.73	23.76	22.83
		2498.5 (39675)	24.51	23.51	22.64
	12RB-Middle (6)	2687.5 (41565)	24.63	23.62	22.76
		2640.3(41093)	24.71	23.80	22.83
		2593 (40620)	24.80	23.80	22.91
		2545.8(40148)	24.81	23.80	22.92
		2498.5 (39675)	24.57	23.55	22.68
	12RB-Low (0)	2687.5 (41565)	24.64	23.71	22.75
		2640.3(41093)	24.64	23.60	22.80
		2593 (40620)	24.79	23.70	22.88
2545.8(40148)		24.81	23.81	22.88	
2498.5 (39675)		24.56	23.50	22.64	
25RB (0)	2687.5 (41565)	24.65	23.63	22.74	
	2640.3(41093)	24.59	23.67	22.81	
	2593 (40620)	24.74	23.78	22.92	
	2545.8(40148)	24.78	23.82	22.91	
	2498.5 (39675)	24.51	23.58	22.66	

10MHz	1RB-High (49)	2685 (41540)	24.95	24.82	23.68
		2639(41080)	24.93	24.78	23.72
		2593 (40620)	25.01	24.96	23.87
		2547(40160)	25.03	24.94	23.94
		2501 (39700)	24.78	24.79	23.65
	1RB-Middle (24)	2685 (41540)	24.97	24.79	23.79
		2639(41080)	25.05	24.85	23.81
		2593 (40620)	25.07	24.92	23.96
		2547(40160)	25.08	24.96	23.91
		2501 (39700)	24.86	24.76	23.74
	1RB-Low (0)	2685 (41540)	25.01	24.88	23.90
		2639(41080)	25.02	24.98	23.90
		2593 (40620)	25.20	24.93	23.84
		2547(40160)	25.11	24.91	23.85
		2501 (39700)	24.91	24.84	23.81
	25RB-High (25)	2685 (41540)	24.61	23.67	22.63
		2639(41080)	24.67	23.73	22.67
		2593 (40620)	24.72	23.75	22.74
		2547(40160)	24.73	23.75	22.74
		2501 (39700)	24.42	23.53	22.49
	25RB-Middle (12)	2685 (41540)	24.64	23.66	22.62
		2639(41080)	24.76	23.78	22.77
		2593 (40620)	24.80	23.90	22.81
		2547(40160)	24.82	23.82	22.75
		2501 (39700)	24.51	23.56	22.48
25RB-Low (0)	2685 (41540)	24.59	23.63	22.57	
	2639(41080)	24.67	23.75	22.67	
	2593 (40620)	24.78	23.86	22.80	
	2547(40160)	24.79	23.87	22.80	
	2501 (39700)	24.53	23.63	22.58	
50RB (0)	2685 (41540)	24.59	23.60	22.60	
	2639(41080)	24.71	23.77	22.72	
	2593 (40620)	24.82	23.90	22.85	
	2547(40160)	24.74	23.78	22.69	
	2501 (39700)	24.51	23.59	22.51	

15MHz	1RB-High (74)	2682.5 (41515)	24.85	24.76	23.71
		2637.8(41068)	24.76	24.73	23.71
		2593 (40620)	24.86	24.86	23.85
		2548.3(40173)	24.94	24.94	23.92
		2503.5 (39725)	24.64	24.57	23.60
	1RB-Middle (37)	2682.5 (41515)	24.74	24.73	23.71
		2637.8(41068)	24.79	24.78	23.72
		2593 (40620)	24.85	24.91	23.94
		2548.3(40173)	24.90	24.92	23.87
		2503.5 (39725)	24.58	24.61	23.64
	1RB-Low (0)	2682.5 (41515)	24.86	24.87	23.83
		2637.8(41068)	24.90	24.88	23.84
		2593 (40620)	24.98	25.00	23.87
		2548.3(40173)	24.99	24.97	23.96
		2503.5 (39725)	24.60	24.62	23.71
	36RB-High (38)	2682.5 (41515)	24.52	23.56	22.53
		2637.8(41068)	24.59	23.56	22.59
		2593 (40620)	24.55	23.57	22.61
		2548.3(40173)	24.66	23.64	22.63
		2503.5 (39725)	24.32	23.34	22.34
	36RB-Middle (19)	2682.5 (41515)	24.57	23.54	22.58
		2637.8(41068)	24.58	23.58	22.62
		2593 (40620)	24.65	23.67	22.68
		2548.3(40173)	24.72	23.67	22.68
		2503.5 (39725)	24.44	23.43	22.43
	36RB-Low (0)	2682.5 (41515)	24.51	23.52	22.53
		2637.8(41068)	24.59	23.63	22.65
		2593 (40620)	24.73	23.73	22.73
		2548.3(40173)	24.69	23.68	22.69
		2503.5 (39725)	24.37	23.36	22.42
75RB (0)	2682.5 (41515)	24.46	23.51	22.51	
	2637.8(41068)	24.55	23.65	22.65	
	2593 (40620)	24.70	23.72	22.71	
	2548.3(40173)	24.70	23.73	22.75	
	2503.5 (39725)	24.33	23.39	22.39	

20MHz	1RB-High (99)	2680 (41490)	24.73	24.72	22.47
		2636.5(41055)	24.78	24.76	22.45
		2593 (40620)	24.84	24.86	22.52
		2549.5(40185)	24.87	24.90	22.58
		2506 (39750)	24.66	24.65	22.35
	1RB-Middle (50)	2680 (41490)	24.73	24.69	22.52
		2636.5(41055)	24.79	24.72	22.49
		2593 (40620)	24.85	24.88	22.66
		2549.5(40185)	24.87	24.90	22.62
		2506 (39750)	24.61	24.58	22.34
	1RB-Low (0)	2680 (41490)	24.92	24.93	22.64
		2636.5(41055)	24.94	24.93	22.72
		2593 (40620)	25.02	24.96	22.86
		2549.5(40185)	24.86	24.88	22.67
		2506 (39750)	24.58	24.67	22.44
	50RB-High (50)	2680 (41490)	24.50	23.56	21.56
		2636.5(41055)	24.51	23.55	21.54
		2593 (40620)	24.56	23.64	21.61
		2549.5(40185)	24.64	23.64	21.65
		2506 (39750)	24.33	23.37	21.41
	50RB-Middle (25)	2680 (41490)	24.57	23.57	21.63
		2636.5(41055)	24.62	23.63	21.67
		2593 (40620)	24.71	23.73	21.73
		2549.5(40185)	24.61	23.68	21.67
		2506 (39750)	24.42	23.48	21.45
	50RB-Low (0)	2680 (41490)	24.51	23.60	21.55
		2636.5(41055)	24.65	23.66	21.67
		2593 (40620)	24.74	23.78	21.76
		2549.5(40185)	24.68	23.71	21.70
		2506 (39750)	24.40	23.47	21.42
100RB (0)	2680 (41490)	24.58	23.59	21.59	
	2636.5(41055)	24.59	23.65	21.71	
	2593 (40620)	24.70	23.75	21.72	
	2549.5(40185)	24.60	23.67	21.65	
	2506 (39750)	24.45	23.51	21.51	

LTE Band41 PC2 (ANT5 DSI 8)

5MHz	1RB-High (24)	2687.5 (41565)	21.97	22.30	22.19
		2640.3(41093)	22.03	22.27	22.26
		2593 (40620)	22.18	22.31	22.38
		2545.8(40148)	22.14	22.42	22.35
		2498.5 (39675)	21.90	22.16	21.97
	1RB-Middle (12)	2687.5 (41565)	21.99	22.19	22.16
		2640.3(41093)	22.12	22.19	22.22
		2593 (40620)	22.09	22.31	22.28
		2545.8(40148)	22.21	22.36	22.24
		2498.5 (39675)	21.87	22.02	21.93
	1RB-Low (0)	2687.5 (41565)	21.98	22.16	22.21
		2640.3(41093)	22.01	22.26	22.20
		2593 (40620)	22.07	22.35	22.33
		2545.8(40148)	22.08	22.36	22.33
		2498.5 (39675)	21.90	22.20	21.98
	12RB-High (13)	2687.5 (41565)	22.00	22.06	22.06
		2640.3(41093)	22.14	22.08	22.12
		2593 (40620)	22.21	22.30	22.22
		2545.8(40148)	22.14	22.13	22.13
		2498.5 (39675)	21.96	22.02	22.07
	12RB-Middle (6)	2687.5 (41565)	22.05	22.18	22.11
		2640.3(41093)	22.12	22.18	22.23
		2593 (40620)	22.19	22.32	22.25
		2545.8(40148)	22.23	22.34	22.31
		2498.5 (39675)	22.01	22.13	22.08
	12RB-Low (0)	2687.5 (41565)	22.02	22.05	22.09
		2640.3(41093)	22.16	22.11	22.13
		2593 (40620)	22.23	22.15	22.27
2545.8(40148)		22.22	22.19	22.30	
2498.5 (39675)		21.97	22.05	22.05	
25RB (0)	2687.5 (41565)	22.00	22.09	22.05	
	2640.3(41093)	22.05	22.12	22.07	
	2593 (40620)	22.14	22.26	22.18	
	2545.8(40148)	22.15	22.25	22.14	
	2498.5 (39675)	21.96	22.05	22.07	

10MHz	1RB-High (49)	2685 (41540)	21.88	22.20	22.09
		2639(41080)	21.92	22.20	22.16
		2593 (40620)	22.05	22.38	22.29
		2547(40160)	22.15	22.39	22.26
		2501 (39700)	21.89	22.11	22.03
	1RB-Middle (24)	2685 (41540)	22.02	22.22	22.19
		2639(41080)	22.06	22.27	22.22
		2593 (40620)	22.12	22.36	22.33
		2547(40160)	22.11	22.38	22.33
		2501 (39700)	21.88	22.13	22.10
	1RB-Low (0)	2685 (41540)	22.09	22.36	22.25
		2639(41080)	22.06	22.40	22.30
		2593 (40620)	22.19	22.45	22.39
		2547(40160)	22.10	22.47	22.35
		2501 (39700)	21.90	22.26	22.13
	25RB-High (25)	2685 (41540)	22.06	22.11	22.05
		2639(41080)	22.14	22.16	22.16
		2593 (40620)	22.14	22.18	22.16
		2547(40160)	22.11	22.19	22.13
		2501 (39700)	21.89	21.93	21.88
	25RB-Middle (12)	2685 (41540)	22.03	22.11	22.03
		2639(41080)	22.14	22.21	22.17
		2593 (40620)	22.18	22.24	22.24
		2547(40160)	22.20	22.21	22.17
		2501 (39700)	21.91	21.93	21.94
	25RB-Low (0)	2685 (41540)	22.04	22.05	22.04
		2639(41080)	22.16	22.17	22.15
		2593 (40620)	22.19	22.30	22.21
		2547(40160)	22.20	22.26	22.25
		2501 (39700)	21.96	22.04	21.99
50RB (0)	2685 (41540)	22.04	22.09	22.08	
	2639(41080)	22.13	22.19	22.14	
	2593 (40620)	22.22	22.34	22.21	
	2547(40160)	22.17	22.19	22.16	
	2501 (39700)	21.91	21.95	22.00	

15MHz	1RB-High (74)	2682.5 (41515)	21.82	22.04	21.91
		2637.8(41068)	21.83	22.09	21.96
		2593 (40620)	21.91	22.21	22.08
		2548.3(40173)	21.96	22.26	22.09
		2503.5 (39725)	21.65	21.97	21.86
	1RB-Middle (37)	2682.5 (41515)	21.76	22.13	21.97
		2637.8(41068)	21.82	22.13	22.03
		2593 (40620)	21.87	22.20	22.12
		2548.3(40173)	21.94	22.22	22.08
		2503.5 (39725)	21.63	22.03	21.91
	1RB-Low (0)	2682.5 (41515)	21.95	22.25	22.16
		2637.8(41068)	21.95	22.25	22.14
		2593 (40620)	22.04	22.33	22.24
		2548.3(40173)	22.01	22.31	22.18
		2503.5 (39725)	21.70	22.04	21.93
	36RB-High (38)	2682.5 (41515)	21.99	21.93	21.93
		2637.8(41068)	21.97	22.00	22.02
		2593 (40620)	21.98	21.94	22.02
		2548.3(40173)	22.02	22.04	21.99
		2503.5 (39725)	21.75	21.80	21.82
	36RB-Middle (19)	2682.5 (41515)	22.00	21.95	21.98
		2637.8(41068)	22.03	22.03	22.02
		2593 (40620)	22.05	22.07	22.10
		2548.3(40173)	22.12	22.09	22.08
		2503.5 (39725)	21.86	21.88	21.83
	36RB-Low (0)	2682.5 (41515)	21.95	21.93	21.92
		2637.8(41068)	21.99	22.01	22.05
		2593 (40620)	22.13	22.07	22.14
		2548.3(40173)	22.11	22.10	22.08
		2503.5 (39725)	21.81	21.83	21.85
75RB (0)	2682.5 (41515)	21.92	21.89	21.92	
	2637.8(41068)	22.00	22.03	22.05	
	2593 (40620)	22.13	22.09	22.09	
	2548.3(40173)	22.08	22.14	22.10	
	2503.5 (39725)	21.77	21.83	21.86	

20MHz	1RB-High (99)	2680 (41490)	21.81	22.10	22.01
		2636.5(41055)	21.84	22.14	22.02
		2593 (40620)	21.93	22.18	22.08
		2549.5(40185)	21.93	22.23	22.04
		2506 (39750)	21.65	22.04	21.90
	1RB-Middle (50)	2680 (41490)	21.79	22.08	21.94
		2636.5(41055)	21.83	22.13	22.03
		2593 (40620)	21.87	22.19	22.10
		2549.5(40185)	21.88	22.22	22.05
		2506 (39750)	21.63	22.00	21.86
	1RB-Low (0)	2680 (41490)	21.93	22.30	22.22
		2636.5(41055)	21.98	22.30	22.15
		2593 (40620)	22.06	22.38	22.31
		2549.5(40185)	21.88	22.20	22.10
		2506 (39750)	21.62	22.02	21.94
	50RB-High (50)	2680 (41490)	21.89	21.93	21.87
		2636.5(41055)	21.90	21.93	21.88
		2593 (40620)	21.96	21.97	21.94
		2549.5(40185)	22.01	22.04	21.98
		2506 (39750)	21.76	21.82	21.79
	50RB-Middle (25)	2680 (41490)	22.02	22.00	21.96
		2636.5(41055)	22.00	22.05	22.00
		2593 (40620)	22.03	22.11	22.09
		2549.5(40185)	22.06	22.09	22.03
		2506 (39750)	21.82	21.90	21.86
	50RB-Low (0)	2680 (41490)	21.95	21.95	21.92
		2636.5(41055)	22.02	22.10	22.01
		2593 (40620)	22.13	22.11	22.11
		2549.5(40185)	22.05	22.10	22.07
		2506 (39750)	21.81	21.89	21.80
100RB (0)	2680 (41490)	22.01	21.97	22.02	
	2636.5(41055)	22.00	22.02	22.07	
	2593 (40620)	22.11	22.10	22.16	
	2549.5(40185)	21.99	22.04	22.12	
	2506 (39750)	21.83	21.96	21.95	

LTE Band41 PC2 (ANT5 DSI 13)

5MHz	1RB-High (24)	2687.5 (41565)	21.50	21.63	21.71
		2640.3(41093)	21.53	21.70	21.70
		2593 (40620)	21.63	21.88	21.86
		2545.8(40148)	21.60	21.90	21.85
		2498.5 (39675)	21.35	21.66	21.59
	1RB-Middle (12)	2687.5 (41565)	21.47	21.59	21.65
		2640.3(41093)	21.47	21.67	21.66
		2593 (40620)	21.59	21.77	21.75
		2545.8(40148)	21.59	21.80	21.77
		2498.5 (39675)	21.37	21.54	21.56
	1RB-Low (0)	2687.5 (41565)	21.46	21.73	21.70
		2640.3(41093)	21.50	21.75	21.69
		2593 (40620)	21.59	21.87	21.79
		2545.8(40148)	21.54	21.82	21.78
		2498.5 (39675)	21.38	21.58	21.67
	12RB-High (13)	2687.5 (41565)	21.52	21.42	21.54
		2640.3(41093)	21.56	21.53	21.56
		2593 (40620)	21.68	21.72	21.68
		2545.8(40148)	21.63	21.54	21.61
		2498.5 (39675)	21.48	21.54	21.56
	12RB-Middle (6)	2687.5 (41565)	21.56	21.56	21.55
		2640.3(41093)	21.61	21.60	21.62
		2593 (40620)	21.69	21.69	21.73
		2545.8(40148)	21.69	21.84	21.72
		2498.5 (39675)	21.46	21.58	21.57
	12RB-Low (0)	2687.5 (41565)	21.55	21.47	21.55
		2640.3(41093)	21.54	21.53	21.62
		2593 (40620)	21.70	21.59	21.69
2545.8(40148)		21.69	21.73	21.75	
2498.5 (39675)		21.47	21.54	21.56	
25RB (0)	2687.5 (41565)	21.51	21.54	21.50	
	2640.3(41093)	21.52	21.60	21.56	
	2593 (40620)	21.64	21.67	21.64	
	2545.8(40148)	21.66	21.71	21.65	
	2498.5 (39675)	21.42	21.54	21.49	

10MHz	1RB-High (49)	2685 (41540)	21.51	21.68	21.63
		2639(41080)	21.48	21.75	21.62
		2593 (40620)	21.60	21.84	21.67
		2547(40160)	21.67	21.92	21.80
		2501 (39700)	21.31	21.71	21.60
	1RB-Middle (24)	2685 (41540)	21.55	21.74	21.71
		2639(41080)	21.54	21.75	21.73
		2593 (40620)	21.64	21.82	21.76
		2547(40160)	21.67	21.84	21.79
		2501 (39700)	21.32	21.63	21.54
	1RB-Low (0)	2685 (41540)	21.56	21.84	21.78
		2639(41080)	21.64	21.84	21.74
		2593 (40620)	21.67	21.95	21.86
		2547(40160)	21.69	21.95	21.80
		2501 (39700)	21.44	21.77	21.65
	25RB-High (25)	2685 (41540)	21.59	21.57	21.51
		2639(41080)	21.61	21.63	21.60
		2593 (40620)	21.60	21.64	21.60
		2547(40160)	21.66	21.70	21.63
		2501 (39700)	21.36	21.45	21.38
	25RB-Middle (12)	2685 (41540)	21.50	21.53	21.54
		2639(41080)	21.67	21.67	21.64
		2593 (40620)	21.72	21.75	21.71
		2547(40160)	21.75	21.63	21.68
		2501 (39700)	21.43	21.47	21.45
	25RB-Low (0)	2685 (41540)	21.49	21.54	21.46
		2639(41080)	21.63	21.67	21.59
		2593 (40620)	21.72	21.69	21.65
		2547(40160)	21.70	21.71	21.68
		2501 (39700)	21.49	21.50	21.47
50RB (0)	2685 (41540)	21.53	21.51	21.45	
	2639(41080)	21.60	21.67	21.58	
	2593 (40620)	21.71	21.74	21.67	
	2547(40160)	21.62	21.70	21.60	
	2501 (39700)	21.40	21.48	21.40	

15MHz	1RB-High (74)	2682.5 (41515)	21.26	21.61	21.47
		2637.8(41068)	21.35	21.67	21.55
		2593 (40620)	21.41	21.70	21.56
		2548.3(40173)	21.50	21.80	21.69
		2503.5 (39725)	21.14	21.43	21.36
	1RB-Middle (37)	2682.5 (41515)	21.31	21.61	21.51
		2637.8(41068)	21.32	21.63	21.51
		2593 (40620)	21.42	21.75	21.64
		2548.3(40173)	21.44	21.77	21.58
		2503.5 (39725)	21.12	21.47	21.34
	1RB-Low (0)	2682.5 (41515)	21.44	21.75	21.62
		2637.8(41068)	21.47	21.74	21.64
		2593 (40620)	21.54	21.86	21.72
		2548.3(40173)	21.47	21.80	21.69
		2503.5 (39725)	21.12	21.48	21.38
	36RB-High (38)	2682.5 (41515)	21.46	21.44	21.46
		2637.8(41068)	21.50	21.48	21.52
		2593 (40620)	21.52	21.50	21.52
		2548.3(40173)	21.55	21.54	21.53
		2503.5 (39725)	21.25	21.26	21.29
	36RB-Middle (19)	2682.5 (41515)	21.46	21.45	21.51
		2637.8(41068)	21.52	21.49	21.54
		2593 (40620)	21.57	21.62	21.59
		2548.3(40173)	21.62	21.59	21.62
		2503.5 (39725)	21.33	21.34	21.34
	36RB-Low (0)	2682.5 (41515)	21.42	21.41	21.41
		2637.8(41068)	21.51	21.50	21.54
		2593 (40620)	21.61	21.63	21.62
		2548.3(40173)	21.58	21.55	21.60
		2503.5 (39725)	21.32	21.30	21.30
75RB (0)	2682.5 (41515)	21.40	21.44	21.42	
	2637.8(41068)	21.49	21.54	21.53	
	2593 (40620)	21.56	21.63	21.64	
	2548.3(40173)	21.60	21.64	21.63	
	2503.5 (39725)	21.24	21.29	21.31	

20MHz	1RB-High (99)	2680 (41490)	21.27	21.62	21.49
		2636.5(41055)	21.36	21.67	21.28
		2593 (40620)	21.39	21.72	21.42
		2549.5(40185)	21.41	21.75	21.45
		2506 (39750)	21.20	21.53	21.21
	1RB-Middle (50)	2680 (41490)	21.28	21.62	21.50
		2636.5(41055)	21.31	21.56	21.38
		2593 (40620)	21.36	21.70	21.49
		2549.5(40185)	21.45	21.72	21.41
		2506 (39750)	21.12	21.44	21.13
	1RB-Low (0)	2680 (41490)	21.46	21.77	21.69
		2636.5(41055)	21.55	21.83	21.53
		2593 (40620)	21.58	21.84	21.63
		2549.5(40185)	21.41	21.75	21.46
		2506 (39750)	21.16	21.45	21.26
	50RB-High (50)	2680 (41490)	21.45	21.45	21.41
		2636.5(41055)	21.40	21.42	21.45
		2593 (40620)	21.48	21.52	21.52
		2549.5(40185)	21.49	21.55	21.53
		2506 (39750)	21.26	21.29	21.33
	50RB-Middle (25)	2680 (41490)	21.50	21.51	21.45
		2636.5(41055)	21.49	21.53	21.56
		2593 (40620)	21.57	21.64	21.63
		2549.5(40185)	21.54	21.55	21.60
		2506 (39750)	21.34	21.36	21.41
	50RB-Low (0)	2680 (41490)	21.49	21.49	21.43
		2636.5(41055)	21.57	21.59	21.61
		2593 (40620)	21.64	21.67	21.70
		2549.5(40185)	21.56	21.61	21.64
		2506 (39750)	21.33	21.34	21.36
100RB (0)	2680 (41490)	21.49	21.53	21.56	
	2636.5(41055)	21.50	21.58	21.62	
	2593 (40620)	21.55	21.63	21.66	
	2549.5(40185)	21.54	21.57	21.56	
	2506 (39750)	21.34	21.39	21.40	

LTE Band5 (ANT2 DSI 3)

1.4MHz	1RB-High (5)	848.3 (20643)	23.77	23.09	22.16
		836.5 (20525)	23.90	23.10	22.21
		824.7 (20407)	23.83	23.14	22.23
	1RB-Middle (3)	848.3 (20643)	23.97	23.20	22.33
		836.5 (20525)	24.06	23.16	22.46
		824.7 (20407)	24.03	23.26	22.27
	1RB-Low (0)	848.3 (20643)	23.82	23.06	22.17
		836.5 (20525)	23.83	23.27	22.42
		824.7 (20407)	23.85	23.19	22.10
	3RB-High (3)	848.3 (20643)	23.90	22.91	22.21
		836.5 (20525)	23.93	22.97	22.22
		824.7 (20407)	23.90	23.02	22.19
	3RB-Middle (1)	848.3 (20643)	23.91	22.77	22.20
		836.5 (20525)	24.00	22.95	22.16
		824.7 (20407)	24.00	23.14	22.29
	3RB-Low (0)	848.3 (20643)	23.86	22.98	22.24
		836.5 (20525)	23.88	23.00	22.19
		824.7 (20407)	23.94	23.21	22.22
	6RB (0)	848.3 (20643)	23.00	22.11	21.11
		836.5 (20525)	22.97	22.02	21.14
		824.7 (20407)	23.01	22.10	21.20
3MHz	1RB-High (14)	847.5 (20635)	24.02	23.40	22.26
		836.5 (20525)	24.04	23.39	22.37
		825.5 (20415)	23.92	23.36	22.29
	1RB-Middle (7)	847.5 (20635)	23.95	23.61	22.27
		836.5 (20525)	23.97	23.20	22.28
		825.5 (20415)	24.14	23.80	22.12
	1RB-Low (0)	847.5 (20635)	24.02	23.49	22.23
		836.5 (20525)	24.02	23.25	22.28
		825.5 (20415)	24.10	23.42	22.27
	8RB-High (7)	847.5 (20635)	23.06	22.12	21.39
		836.5 (20525)	23.13	22.13	21.34
		825.5 (20415)	23.12	22.19	21.24
	8RB-Middle (4)	847.5 (20635)	23.04	22.14	21.20
		836.5 (20525)	23.09	22.09	21.27
		825.5 (20415)	23.08	22.21	21.21
	8RB-Low (0)	847.5 (20635)	23.06	22.15	21.35
		836.5 (20525)	22.92	22.08	21.18
		825.5 (20415)	23.08	22.19	21.30
	15RB (0)	847.5 (20635)	23.13	22.07	21.22
		836.5 (20525)	23.07	21.99	21.20
		825.5 (20415)	23.13	22.05	21.25

5MHz	1RB-High (24)	846.5 (20625)	23.99	23.21	22.21	
		836.5 (20525)	24.04	23.40	22.38	
		826.5 (20425)	23.92	23.26	22.32	
	1RB-Middle (12)	846.5 (20625)	23.98	23.41	22.09	
		836.5 (20525)	24.02	23.73	22.06	
		826.5 (20425)	24.11	23.36	22.06	
	1RB-Low (0)	846.5 (20625)	23.97	23.37	22.34	
		836.5 (20525)	23.93	23.36	22.39	
		826.5 (20425)	24.08	23.42	22.33	
	12RB-High (13)	846.5 (20625)	23.10	22.11	21.24	
		836.5 (20525)	23.08	22.20	21.25	
		826.5 (20425)	23.09	22.14	21.25	
	12RB-Middle (6)	846.5 (20625)	23.10	22.21	21.24	
		836.5 (20525)	23.05	22.13	21.15	
		826.5 (20425)	23.04	22.19	21.25	
	12RB-Low (0)	846.5 (20625)	23.14	22.19	21.25	
		836.5 (20525)	23.00	22.06	21.19	
		826.5 (20425)	23.11	22.29	21.24	
	25RB (0)	846.5 (20625)	23.06	22.14	21.28	
		836.5 (20525)	23.03	22.10	21.24	
		826.5 (20425)	23.15	22.13	21.27	
	10MHz	1RB-High (49)	844 (20600)	23.94	23.57	22.23
			836.5 (20525)	23.84	23.50	22.18
			829 (20450)	23.90	23.29	21.97
1RB-Middle (24)		844 (20600)	23.98	23.29	22.23	
		836.5 (20525)	23.95	23.12	22.44	
		829 (20450)	23.93	23.18	22.28	
1RB-Low (0)		844 (20600)	24.02	23.51	22.02	
		836.5 (20525)	24.05	23.51	22.12	
		829 (20450)	24.01	23.55	22.21	
25RB-High (25)		844 (20600)	23.11	22.13	21.12	
		836.5 (20525)	22.93	22.04	21.14	
		829 (20450)	23.11	22.17	21.13	
25RB-Middle (12)		844 (20600)	23.19	22.12	21.17	
		836.5 (20525)	23.01	22.11	21.13	
		829 (20450)	23.13	22.11	21.17	
25RB-Low (0)		844 (20600)	23.05	22.19	21.16	
		836.5 (20525)	23.16	22.02	21.11	
		829 (20450)	23.10	22.09	21.21	
50RB (0)		844 (20600)	23.11	22.15	21.14	
		836.5 (20525)	22.98	22.12	21.10	
		829 (20450)	23.18	22.15	21.21	

LTE Band5 (ANT2 DSI 8/13)

1.4MHz	1RB-High (5)	848.3 (20643)	21.41	21.58	21.73
		836.5 (20525)	21.31	21.84	21.69
		824.7 (20407)	21.41	21.78	21.64
	1RB-Middle (3)	848.3 (20643)	21.69	21.69	21.77
		836.5 (20525)	21.72	21.86	21.76
		824.7 (20407)	21.48	21.67	21.84
	1RB-Low (0)	848.3 (20643)	21.43	21.72	21.56
		836.5 (20525)	21.47	21.70	21.59
		824.7 (20407)	21.52	21.75	21.66
	3RB-High (3)	848.3 (20643)	21.45	21.52	21.56
		836.5 (20525)	21.47	21.55	21.54
		824.7 (20407)	21.52	21.60	21.61
	3RB-Middle (1)	848.3 (20643)	21.49	21.55	21.57
		836.5 (20525)	21.49	21.56	21.55
		824.7 (20407)	21.43	21.18	21.64
	3RB-Low (0)	848.3 (20643)	21.44	21.62	21.57
		836.5 (20525)	21.45	21.49	21.61
		824.7 (20407)	21.46	21.58	21.66
	6RB (0)	848.3 (20643)	21.49	20.60	21.47
		836.5 (20525)	21.39	21.58	21.43
		824.7 (20407)	21.53	21.51	21.49
3MHz	1RB-High (14)	847.5 (20635)	21.50	21.84	21.74
		836.5 (20525)	21.59	21.77	21.83
		825.5 (20415)	21.59	21.77	21.68
	1RB-Middle (7)	847.5 (20635)	21.37	21.90	21.64
		836.5 (20525)	21.41	21.83	21.55
		825.5 (20415)	21.48	21.83	21.71
	1RB-Low (0)	847.5 (20635)	21.48	21.92	21.80
		836.5 (20525)	21.59	21.78	21.66
		825.5 (20415)	21.54	21.89	21.82
	8RB-High (7)	847.5 (20635)	21.58	21.62	21.64
		836.5 (20525)	21.63	21.58	21.62
		825.5 (20415)	21.62	21.64	21.62
	8RB-Middle (4)	847.5 (20635)	21.60	21.65	21.64
		836.5 (20525)	21.66	21.70	21.58
		825.5 (20415)	21.70	21.69	21.69
	8RB-Low (0)	847.5 (20635)	21.55	21.67	21.66
		836.5 (20525)	21.55	21.59	21.55
		825.5 (20415)	21.59	21.62	21.68
	15RB (0)	847.5 (20635)	21.59	21.62	21.59
		836.5 (20525)	21.40	21.60	21.48
		825.5 (20415)	21.63	21.65	21.58

5MHz	1RB-High (24)	846.5 (20625)	21.42	21.83	21.65	
		836.5 (20525)	21.48	21.79	21.80	
		826.5 (20425)	21.54	21.80	21.94	
	1RB-Middle (12)	846.5 (20625)	21.42	21.99	21.47	
		836.5 (20525)	21.44	21.86	21.37	
		826.5 (20425)	21.40	22.15	21.68	
	1RB-Low (0)	846.5 (20625)	21.50	21.82	21.85	
		836.5 (20525)	21.47	21.80	21.80	
		826.5 (20425)	21.59	21.95	21.70	
	12RB-High (13)	846.5 (20625)	21.55	21.67	21.63	
		836.5 (20525)	21.64	21.57	21.61	
		826.5 (20425)	21.61	21.65	21.65	
	12RB-Middle (6)	846.5 (20625)	21.64	21.70	21.59	
		836.5 (20525)	21.55	21.57	21.53	
		826.5 (20425)	21.67	21.73	21.60	
	12RB-Low (0)	846.5 (20625)	21.61	21.66	21.62	
		836.5 (20525)	21.52	21.60	21.59	
		826.5 (20425)	21.67	21.66	21.63	
	25RB (0)	846.5 (20625)	21.55	21.68	21.59	
		836.5 (20525)	21.48	21.55	21.48	
		826.5 (20425)	21.68	21.64	21.63	
	10MHz	1RB-High (49)	844 (20600)	21.50	21.90	21.73
			836.5 (20525)	21.61	21.71	21.56
			829 (20450)	21.42	21.79	21.57
1RB-Middle (24)		844 (20600)	21.47	21.63	21.73	
		836.5 (20525)	21.50	21.71	21.60	
		829 (20450)	21.45	21.61	21.74	
1RB-Low (0)		844 (20600)	21.61	22.00	21.76	
		836.5 (20525)	21.63	21.79	21.64	
		829 (20450)	21.60	21.94	21.80	
25RB-High (25)		844 (20600)	21.66	21.69	21.63	
		836.5 (20525)	21.57	21.59	21.59	
		829 (20450)	21.52	21.64	21.64	
25RB-Middle (12)		844 (20600)	21.71	21.78	21.70	
		836.5 (20525)	21.58	21.62	21.62	
		829 (20450)	21.56	21.69	21.59	
25RB-Low (0)		844 (20600)	21.67	21.65	21.66	
		836.5 (20525)	21.73	21.59	21.61	
		829 (20450)	21.62	21.73	21.75	
50RB (0)		844 (20600)	21.66	21.67	21.72	
		836.5 (20525)	21.55	21.58	21.59	
		829 (20450)	21.60	21.73	21.54	

LTE Band7 (ANT2 DSI 3)

5MHz	1RB-High (24)	2567.5 (21425)	19.23	19.32	19.45	
		2535 (21100)	18.96	19.22	19.20	
		2502.5 (20775)	19.01	19.38	19.27	
	1RB-Middle (12)	2567.5 (21425)	19.04	19.34	19.26	
		2535 (21100)	18.82	19.24	18.75	
		2502.5 (20775)	19.03	19.22	19.13	
	1RB-Low (0)	2567.5 (21425)	19.17	19.46	19.46	
		2535 (21100)	18.88	19.12	19.14	
		2502.5 (20775)	19.15	19.45	19.40	
	12RB-High (13)	2567.5 (21425)	19.24	19.33	19.17	
		2535 (21100)	19.00	19.08	18.92	
		2502.5 (20775)	19.14	19.12	19.26	
	12RB-Middle (6)	2567.5 (21425)	19.19	19.30	19.23	
		2535 (21100)	18.96	18.96	18.92	
		2502.5 (20775)	19.16	19.28	19.16	
	12RB-Low (0)	2567.5 (21425)	19.12	19.17	19.13	
		2535 (21100)	18.81	18.94	18.82	
		2502.5 (20775)	19.21	19.23	19.12	
	25RB (0)	2567.5 (21425)	19.18	19.25	19.26	
		2535 (21100)	18.88	18.94	18.76	
		2502.5 (20775)	19.21	19.22	19.14	
	10MHz	1RB-High (49)	2565 (21400)	19.16	19.37	19.38
			2535 (21100)	18.92	19.24	19.05
			2505 (20800)	18.96	19.16	18.93
1RB-Middle (24)		2565 (21400)	19.10	19.40	19.35	
		2535 (21100)	18.84	19.20	19.17	
		2505 (20800)	18.94	19.18	19.23	
1RB-Low (0)		2565 (21400)	19.07	19.47	19.30	
		2535 (21100)	18.87	19.22	18.93	
		2505 (20800)	19.12	19.33	19.13	
25RB-High (25)		2565 (21400)	19.22	19.33	19.29	
		2535 (21100)	18.92	19.02	18.99	
		2505 (20800)	19.07	19.10	19.08	
25RB-Middle (12)		2565 (21400)	19.25	19.29	19.26	
		2535 (21100)	19.01	19.01	19.00	
		2505 (20800)	19.18	19.12	19.17	
25RB-Low (0)		2565 (21400)	19.23	19.28	19.26	
		2535 (21100)	18.94	18.99	18.89	
		2505 (20800)	19.39	19.22	19.23	
50RB (0)		2565 (21400)	19.20	19.27	19.12	
		2535 (21100)	18.96	18.96	18.92	
		2505 (20800)	19.13	19.25	19.13	

15MHz	1RB-High (74)	2562.5 (21375)	18.89	19.20	19.03
		2535 (21100)	18.78	19.05	18.93
		2507.5 (20825)	18.62	18.91	18.69
	1RB-Middle (37)	2562.5 (21375)	18.88	19.17	19.12
		2535 (21100)	18.68	18.96	18.97
		2507.5 (20825)	18.68	19.06	18.90
	1RB-Low (0)	2562.5 (21375)	18.73	18.97	18.82
		2535 (21100)	18.59	19.05	18.70
		2507.5 (20825)	18.97	19.22	19.06
	36RB-High (38)	2562.5 (21375)	19.06	19.04	19.06
		2535 (21100)	18.89	18.84	18.81
		2507.5 (20825)	18.89	18.87	18.86
	36RB-Middle (19)	2562.5 (21375)	19.03	19.11	19.08
		2535 (21100)	18.78	18.84	18.77
		2507.5 (20825)	18.92	18.92	18.89
	36RB-Low (0)	2562.5 (21375)	19.05	19.08	19.13
		2535 (21100)	18.82	18.79	18.76
		2507.5 (20825)	18.92	19.01	18.98
	75RB (0)	2562.5 (21375)	19.02	19.05	19.12
		2535 (21100)	18.76	18.81	18.77
		2507.5 (20825)	18.90	18.91	18.88
20MHz	1RB-High (99)	2560 (21350)	18.77	19.20	19.15
		2535 (21100)	18.72	19.07	18.99
		2510 (20850)	18.62	18.87	18.84
	1RB-Middle (50)	2560 (21350)	17.73	19.31	19.10
		2535 (21100)	18.79	18.98	18.91
		2510 (20850)	18.60	19.03	18.74
	1RB-Low (0)	2560 (21350)	18.71	19.20	19.08
		2535 (21100)	18.47	18.82	18.91
		2510 (20850)	18.74	19.29	19.02
	50RB-High (50)	2560 (21350)	19.02	19.04	19.09
		2535 (21100)	19.03	18.78	18.81
		2510 (20850)	18.80	18.69	18.71
	50RB-Middle (25)	2560 (21350)	19.01	19.10	19.10
		2535 (21100)	18.72	18.74	18.78
		2510 (20850)	18.79	18.88	18.83
	50RB-Low (0)	2560 (21350)	18.96	19.00	19.07
		2535 (21100)	18.72	18.76	18.78
		2510 (20850)	18.89	18.90	18.85
	100RB (0)	2560 (21350)	19.05	19.09	19.14
		2535 (21100)	18.82	18.83	18.77
		2510 (20850)	18.84	18.80	18.88

LTE Band7 (ANT2 DSI 8)

5MHz	1RB-High (24)	2567.5 (21425)	18.73	18.81	18.94	
		2535 (21100)	18.46	18.72	18.69	
		2502.5 (20775)	18.51	18.87	18.76	
	1RB-Middle (12)	2567.5 (21425)	18.54	18.83	18.75	
		2535 (21100)	18.33	18.74	18.26	
		2502.5 (20775)	18.53	18.72	18.63	
	1RB-Low (0)	2567.5 (21425)	18.67	18.95	18.95	
		2535 (21100)	18.39	18.62	18.64	
		2502.5 (20775)	18.65	18.94	18.89	
	12RB-High (13)	2567.5 (21425)	18.74	18.82	18.67	
		2535 (21100)	18.50	18.58	18.42	
		2502.5 (20775)	18.64	18.62	18.75	
	12RB-Middle (6)	2567.5 (21425)	18.69	18.79	18.72	
		2535 (21100)	18.46	18.46	18.42	
		2502.5 (20775)	18.66	18.77	18.66	
	12RB-Low (0)	2567.5 (21425)	18.62	18.67	18.63	
		2535 (21100)	18.32	18.44	18.32	
		2502.5 (20775)	18.71	18.73	18.62	
	25RB (0)	2567.5 (21425)	18.68	18.75	18.75	
		2535 (21100)	18.39	18.44	18.27	
		2502.5 (20775)	18.71	18.72	18.64	
	10MHz	1RB-High (49)	2565 (21400)	18.66	18.86	18.87
			2535 (21100)	18.43	18.74	18.55
			2505 (20800)	18.46	18.66	18.43
1RB-Middle (24)		2565 (21400)	18.60	18.89	18.84	
		2535 (21100)	18.35	18.70	18.67	
		2505 (20800)	18.44	18.68	18.72	
1RB-Low (0)		2565 (21400)	18.57	18.96	18.79	
		2535 (21100)	18.38	18.72	18.43	
		2505 (20800)	18.62	18.82	18.63	
25RB-High (25)		2565 (21400)	18.72	18.82	18.78	
		2535 (21100)	18.43	18.52	18.49	
		2505 (20800)	18.57	18.60	18.58	
25RB-Middle (12)		2565 (21400)	18.75	18.78	18.75	
		2535 (21100)	18.51	18.51	18.50	
		2505 (20800)	18.68	18.62	18.67	
25RB-Low (0)		2565 (21400)	18.73	18.77	18.75	
		2535 (21100)	18.44	18.49	18.39	
		2505 (20800)	18.88	18.72	18.72	
50RB (0)		2565 (21400)	18.70	18.76	18.62	
		2535 (21100)	18.46	18.46	18.42	
		2505 (20800)	18.63	18.75	18.63	

15MHz	1RB-High (74)	2562.5 (21375)	18.40	18.70	18.53	
		2535 (21100)	18.29	18.55	18.43	
		2507.5 (20825)	18.13	18.41	18.20	
	1RB-Middle (37)	2562.5 (21375)	18.39	18.67	18.62	
		2535 (21100)	18.19	18.46	18.47	
		2507.5 (20825)	18.19	18.56	18.40	
	1RB-Low (0)	2562.5 (21375)	18.24	18.47	18.32	
		2535 (21100)	18.10	18.55	18.21	
		2507.5 (20825)	18.47	18.72	18.56	
	36RB-High (38)	2562.5 (21375)	18.56	18.54	18.56	
		2535 (21100)	18.40	18.35	18.31	
		2507.5 (20825)	18.40	18.38	18.36	
	36RB-Middle (19)	2562.5 (21375)	18.53	18.61	18.58	
		2535 (21100)	18.29	18.35	18.28	
		2507.5 (20825)	18.43	18.42	18.39	
	36RB-Low (0)	2562.5 (21375)	18.55	18.58	18.63	
		2535 (21100)	18.33	18.30	18.27	
		2507.5 (20825)	18.43	18.51	18.48	
	75RB (0)	2562.5 (21375)	18.52	18.55	18.62	
		2535 (21100)	18.27	18.32	18.28	
		2507.5 (20825)	18.41	18.41	18.38	
	20MHz	1RB-High (99)	2560 (21350)	18.41	18.79	18.78
			2535 (21100)	18.25	18.57	18.49
			2510 (20850)	18.04	18.22	18.26
		1RB-Middle (50)	2560 (21350)	18.41	18.67	18.57
			2535 (21100)	18.14	18.51	18.45
			2510 (20850)	18.17	18.59	18.35
1RB-Low (0)		2560 (21350)	18.32	18.62	18.37	
		2535 (21100)	18.43	18.45	18.44	
		2510 (20850)	18.57	18.65	18.61	
50RB-High (50)		2560 (21350)	18.46	18.53	18.51	
		2535 (21100)	18.37	18.39	18.33	
		2510 (20850)	18.35	18.37	18.33	
50RB-Middle (25)		2560 (21350)	18.47	18.55	18.50	
		2535 (21100)	18.37	18.39	18.33	
		2510 (20850)	18.38	18.43	18.36	
50RB-Low (0)		2560 (21350)	18.48	18.61	18.52	
		2535 (21100)	18.51	18.31	18.23	
		2510 (20850)	18.43	18.45	18.41	
100RB (0)		2560 (21350)	18.69	18.54	18.60	
		2535 (21100)	18.28	18.27	18.34	
		2510 (20850)	18.43	18.37	18.39	

LTE Band7 (ANT2 DSI 13)

5MHz	1RB-High (24)	2567.5 (21425)	18.17	18.24	18.31	
		2535 (21100)	17.90	18.16	18.28	
		2502.5 (20775)	17.95	18.30	18.34	
	1RB-Middle (12)	2567.5 (21425)	17.98	18.26	18.33	
		2535 (21100)	17.78	18.17	17.86	
		2502.5 (20775)	17.97	18.16	18.22	
	1RB-Low (0)	2567.5 (21425)	18.11	18.38	18.30	
		2535 (21100)	17.84	18.06	18.23	
		2502.5 (20775)	18.09	18.37	18.47	
	12RB-High (13)	2567.5 (21425)	18.18	18.25	18.26	
		2535 (21100)	17.94	18.02	18.01	
		2502.5 (20775)	18.08	18.06	18.33	
	12RB-Middle (6)	2567.5 (21425)	18.13	18.22	18.30	
		2535 (21100)	17.90	17.90	18.01	
		2502.5 (20775)	18.10	18.20	18.25	
	12RB-Low (0)	2567.5 (21425)	18.06	18.11	18.22	
		2535 (21100)	17.77	17.88	17.91	
		2502.5 (20775)	18.15	18.17	18.21	
	25RB (0)	2567.5 (21425)	18.12	18.18	18.33	
		2535 (21100)	17.84	17.88	17.86	
		2502.5 (20775)	18.15	18.16	18.23	
	10MHz	1RB-High (49)	2565 (21400)	18.10	18.29	18.45
			2535 (21100)	17.87	18.17	18.14
			2505 (20800)	17.90	18.10	18.02
1RB-Middle (24)		2565 (21400)	18.04	18.32	18.42	
		2535 (21100)	17.80	18.14	18.26	
		2505 (20800)	17.88	18.12	18.30	
1RB-Low (0)		2565 (21400)	18.01	18.39	18.37	
		2535 (21100)	17.83	18.16	18.02	
		2505 (20800)	18.06	18.25	18.22	
25RB-High (25)		2565 (21400)	18.16	18.25	18.36	
		2535 (21100)	17.87	17.96	18.08	
		2505 (20800)	18.01	18.04	18.17	
25RB-Middle (12)		2565 (21400)	18.18	18.21	18.33	
		2535 (21100)	17.95	17.95	18.09	
		2505 (20800)	18.12	18.06	18.26	
25RB-Low (0)		2565 (21400)	18.17	18.20	18.33	
		2535 (21100)	17.88	17.93	17.98	
		2505 (20800)	18.31	18.16	18.30	
50RB (0)		2565 (21400)	18.14	18.19	18.21	
		2535 (21100)	17.90	17.90	18.01	
		2505 (20800)	18.07	18.18	18.22	

15MHz	1RB-High (74)	2562.5 (21375)	17.85	18.14	18.12	
		2535 (21100)	17.74	17.99	18.02	
		2507.5 (20825)	17.58	17.85	17.80	
	1RB-Middle (37)	2562.5 (21375)	17.84	18.11	18.21	
		2535 (21100)	17.64	17.90	18.06	
		2507.5 (20825)	17.64	18.00	17.99	
	1RB-Low (0)	2562.5 (21375)	17.69	17.91	17.91	
		2535 (21100)	17.55	17.99	17.81	
		2507.5 (20825)	17.91	18.16	18.15	
	36RB-High (38)	2562.5 (21375)	18.00	17.98	18.15	
		2535 (21100)	17.85	17.80	17.90	
		2507.5 (20825)	17.85	17.83	17.95	
	36RB-Middle (19)	2562.5 (21375)	17.97	18.05	18.17	
		2535 (21100)	17.74	17.80	17.87	
		2507.5 (20825)	17.87	17.86	17.98	
	36RB-Low (0)	2562.5 (21375)	17.99	18.02	18.22	
		2535 (21100)	17.78	17.75	17.86	
		2507.5 (20825)	17.87	17.95	18.07	
	75RB (0)	2562.5 (21375)	17.96	17.99	18.21	
		2535 (21100)	17.72	17.77	17.87	
		2507.5 (20825)	17.86	17.85	17.97	
	20MHz	1RB-High (99)	2560 (21350)	17.91	18.08	18.42
			2535 (21100)	17.70	18.01	18.08
			2510 (20850)	17.52	17.80	17.92
		1RB-Middle (50)	2560 (21350)	17.83	18.21	18.06
			2535 (21100)	17.62	18.09	18.04
			2510 (20850)	17.59	17.97	18.08
1RB-Low (0)		2560 (21350)	17.73	18.06	18.05	
		2535 (21100)	17.84	17.85	17.74	
		2510 (20850)	17.81	18.16	18.37	
50RB-High (50)		2560 (21350)	17.93	18.10	18.10	
		2535 (21100)	17.81	17.84	17.80	
		2510 (20850)	17.73	17.76	17.84	
50RB-Middle (25)		2560 (21350)	17.92	18.10	18.18	
		2535 (21100)	17.78	17.80	17.88	
		2510 (20850)	17.79	17.84	17.91	
50RB-Low (0)		2560 (21350)	17.91	18.07	18.16	
		2535 (21100)	17.98	17.80	17.78	
		2510 (20850)	17.92	17.96	17.94	
100RB (0)		2560 (21350)	18.07	18.07	18.18	
		2535 (21100)	17.83	17.79	17.82	
		2510 (20850)	17.85	17.78	17.93	

LTE Band38 (ANT3 DSI 3)

5MHz	1RB-High (24)	2617.5 (38225)	22.43	22.78	21.66
		2595 (38000)	22.41	22.56	21.40
		2572.5 (37775)	22.50	22.66	21.72
	1RB-Middle (12)	2617.5 (38225)	22.37	22.54	21.48
		2595 (38000)	22.41	22.55	21.53
		2572.5 (37775)	22.75	22.63	21.57
	1RB-Low (0)	2617.5 (38225)	22.43	22.52	21.68
		2595 (38000)	22.46	22.52	21.69
		2572.5 (37775)	22.52	22.64	21.71
	12RB-High (13)	2617.5 (38225)	22.45	21.88	21.07
		2595 (38000)	22.37	21.74	20.95
		2572.5 (37775)	22.48	21.87	21.07
	12RB-Middle (6)	2617.5 (38225)	22.50	21.85	21.11
		2595 (38000)	22.50	21.91	21.03
		2572.5 (37775)	22.51	21.94	21.10
	12RB-Low (0)	2617.5 (38225)	22.48	21.88	21.04
		2595 (38000)	22.51	21.88	21.05
		2572.5 (37775)	22.55	21.98	21.12
25RB (0)	2617.5 (38225)	22.42	21.92	20.98	
	2595 (38000)	22.41	21.80	20.92	
	2572.5 (37775)	22.52	22.00	21.03	
10MHz	1RB-High (49)	2615 (38200)	22.36	22.48	21.62
		2595 (38000)	22.34	22.45	21.53
		2575 (37800)	22.38	22.51	21.55
	1RB-Middle (24)	2615 (38200)	22.29	22.40	21.57
		2595 (38000)	22.36	22.51	21.58
		2575 (37800)	22.44	22.55	21.56
	1RB-Low (0)	2615 (38200)	22.45	22.50	21.56
		2595 (38000)	22.45	22.57	21.59
		2575 (37800)	22.52	22.61	21.66
	25RB-High (25)	2615 (38200)	22.43	21.88	20.95
		2595 (38000)	22.42	21.85	20.88
		2575 (37800)	22.45	21.89	21.02
	25RB-Middle (12)	2615 (38200)	22.45	21.91	21.04
		2595 (38000)	22.38	21.89	21.01
		2575 (37800)	22.49	21.98	21.04
	25RB-Low (0)	2615 (38200)	22.41	21.93	20.98
		2595 (38000)	22.49	21.98	21.04
		2575 (37800)	22.54	22.03	21.10
50RB (0)	2615 (38200)	22.44	21.98	20.97	
	2595 (38000)	22.42	21.94	20.93	
	2575 (37800)	22.45	22.01	21.02	

15MHz	1RB-High (74)	2612.5 (38175)	22.22	22.40	21.50	
		2595 (38000)	22.24	22.40	21.45	
		2577.5 (37825)	22.28	22.44	21.42	
	1RB-Middle (37)	2612.5 (38175)	22.24	22.39	21.49	
		2595 (38000)	22.27	22.44	21.46	
		2577.5 (37825)	22.31	22.50	21.54	
	1RB-Low (0)	2612.5 (38175)	22.32	22.43	21.50	
		2595 (38000)	22.39	22.49	21.49	
		2577.5 (37825)	22.39	22.55	21.51	
	36RB-High (38)	2612.5 (38175)	22.24	21.71	20.86	
		2595 (38000)	22.26	21.67	20.82	
		2577.5 (37825)	22.33	21.69	20.83	
	36RB-Middle (19)	2612.5 (38175)	22.36	21.76	20.88	
		2595 (38000)	22.31	21.70	20.88	
		2577.5 (37825)	22.45	21.95	20.98	
	36RB-Low (0)	2612.5 (38175)	22.31	21.74	20.88	
		2595 (38000)	22.37	21.76	20.88	
		2577.5 (37825)	22.42	21.77	20.98	
	75RB (0)	2612.5 (38175)	22.32	21.75	20.84	
		2595 (38000)	22.26	21.74	20.84	
		2577.5 (37825)	22.45	21.86	20.96	
	20MHz	1RB-High (99)	2610 (38150)	22.16	22.33	21.51
			2595 (38000)	22.26	22.37	21.43
			2580 (37850)	22.33	22.46	21.49
1RB-Middle (50)		2610 (38150)	22.27	22.37	21.49	
		2595 (38000)	22.33	22.43	21.40	
		2580 (37850)	22.41	22.50	21.52	
1RB-Low (0)		2610 (38150)	22.34	22.46	21.51	
		2595 (38000)	22.42	22.52	21.60	
		2580 (37850)	22.40	22.57	21.49	
50RB-High (50)		2610 (38150)	22.22	21.68	20.71	
		2595 (38000)	22.23	21.68	20.77	
		2580 (37850)	22.33	21.77	20.82	
50RB-Middle (25)		2610 (38150)	22.33	21.79	20.83	
		2595 (38000)	22.31	21.74	20.83	
		2580 (37850)	22.41	21.82	20.87	
50RB-Low (0)		2610 (38150)	22.33	21.76	20.80	
		2595 (38000)	22.38	21.81	20.90	
		2580 (37850)	22.40	21.87	20.97	
100RB (0)		2610 (38150)	22.34	21.77	20.89	
		2595 (38000)	22.27	21.70	20.90	
		2580 (37850)	22.35	21.78	20.93	

LTE Band38 (ANT3 DSI 8)

5MHz	1RB-High (24)	2617.5 (38225)	23.00	23.19	21.95	
		2595 (38000)	23.00	22.91	21.96	
		2572.5 (37775)	23.15	23.17	22.11	
	1RB-Middle (12)	2617.5 (38225)	23.11	22.88	21.85	
		2595 (38000)	23.21	22.94	21.86	
		2572.5 (37775)	23.34	23.07	21.64	
	1RB-Low (0)	2617.5 (38225)	22.91	22.86	21.95	
		2595 (38000)	23.05	23.04	22.07	
		2572.5 (37775)	23.13	23.13	22.14	
	12RB-High (13)	2617.5 (38225)	22.84	21.81	20.93	
		2595 (38000)	22.83	21.85	20.86	
		2572.5 (37775)	23.09	22.08	21.08	
	12RB-Middle (6)	2617.5 (38225)	22.87	21.88	20.97	
		2595 (38000)	22.95	21.91	20.97	
		2572.5 (37775)	23.04	22.06	21.11	
	12RB-Low (0)	2617.5 (38225)	22.88	21.85	20.91	
		2595 (38000)	22.97	21.92	20.97	
		2572.5 (37775)	23.06	22.00	21.11	
	25RB (0)	2617.5 (38225)	22.85	21.86	20.85	
		2595 (38000)	22.95	21.94	20.94	
		2572.5 (37775)	23.09	22.09	21.03	
	10MHz	1RB-High (49)	2615 (38200)	22.81	22.82	21.92
			2595 (38000)	22.97	22.87	21.90
			2575 (37800)	23.07	22.99	21.99
1RB-Middle (24)		2615 (38200)	22.86	22.77	21.90	
		2595 (38000)	22.97	22.92	21.94	
		2575 (37800)	23.15	22.95	22.09	
1RB-Low (0)		2615 (38200)	23.00	22.88	21.89	
		2595 (38000)	23.06	22.95	21.84	
		2575 (37800)	23.16	23.07	22.05	
25RB-High (25)		2615 (38200)	22.81	21.87	20.84	
		2595 (38000)	22.86	21.84	20.86	
		2575 (37800)	23.01	22.02	20.99	
25RB-Middle (12)		2615 (38200)	22.88	21.94	20.97	
		2595 (38000)	22.98	22.02	20.96	
		2575 (37800)	23.00	22.06	21.04	
25RB-Low (0)		2615 (38200)	22.85	21.91	20.91	
		2595 (38000)	23.00	22.00	20.97	
		2575 (37800)	23.09	22.17	21.10	
50RB (0)		2615 (38200)	22.89	21.97	20.88	
		2595 (38000)	22.96	21.98	20.98	
		2575 (37800)	23.03	22.09	21.03	

10MHz	1RB-High (49)	2615 (38200)	22.81	22.82	21.92	
		2595 (38000)	22.97	22.87	21.90	
		2575 (37800)	23.07	22.99	21.99	
	1RB-Middle (24)	2615 (38200)	22.86	22.77	21.90	
		2595 (38000)	22.97	22.92	21.94	
		2575 (37800)	23.15	22.95	22.09	
	1RB-Low (0)	2615 (38200)	23.00	22.88	21.89	
		2595 (38000)	23.06	22.95	21.84	
		2575 (37800)	23.16	23.07	22.05	
	25RB-High (25)	2615 (38200)	22.81	21.87	20.84	
		2595 (38000)	22.86	21.84	20.86	
		2575 (37800)	23.01	22.02	20.99	
	25RB-Middle (12)	2615 (38200)	22.88	21.94	20.97	
		2595 (38000)	22.98	22.02	20.96	
		2575 (37800)	23.00	22.06	21.04	
	25RB-Low (0)	2615 (38200)	22.85	21.91	20.91	
		2595 (38000)	23.00	22.00	20.97	
		2575 (37800)	23.09	22.17	21.10	
	50RB (0)	2615 (38200)	22.89	21.97	20.88	
		2595 (38000)	22.96	21.98	20.98	
		2575 (37800)	23.03	22.09	21.03	
	15MHz	1RB-High (74)	2612.5 (38175)	22.69	22.75	21.86
			2595 (38000)	22.76	22.81	21.82
			2577.5 (37825)	22.93	22.95	21.86
1RB-Middle (37)		2612.5 (38175)	22.68	22.78	21.81	
		2595 (38000)	22.81	22.86	21.83	
		2577.5 (37825)	22.99	23.01	21.95	
1RB-Low (0)		2612.5 (38175)	22.84	22.89	21.88	
		2595 (38000)	22.92	22.94	21.93	
		2577.5 (37825)	23.00	23.09	21.97	
36RB-High (38)		2612.5 (38175)	22.68	21.70	20.76	
		2595 (38000)	22.65	21.69	20.77	
		2577.5 (37825)	22.79	21.83	20.87	
36RB-Middle (19)		2612.5 (38175)	22.74	21.74	20.80	
		2595 (38000)	22.81	21.85	20.90	
		2577.5 (37825)	22.91	21.89	20.91	
36RB-Low (0)		2612.5 (38175)	22.72	21.69	20.81	
		2595 (38000)	22.85	21.85	20.87	
		2577.5 (37825)	22.94	21.92	21.02	
75RB (0)		2612.5 (38175)	22.70	21.78	20.83	
		2595 (38000)	22.80	21.87	20.87	
		2577.5 (37825)	22.87	21.90	20.93	

LTE Band38(ANT3 DSI 13)

5MHz	1RB-High (24)	2617.5 (38225)	21.91	22.29	22.10	
		2595 (38000)	21.99	22.11	22.00	
		2572.5 (37775)	22.03	22.20	22.07	
	1RB-Middle (12)	2617.5 (38225)	22.18	22.05	21.88	
		2595 (38000)	21.96	22.12	21.94	
		2572.5 (37775)	22.26	22.12	21.97	
	1RB-Low (0)	2617.5 (38225)	21.92	22.01	22.09	
		2595 (38000)	21.99	22.15	22.07	
		2572.5 (37775)	22.03	22.14	22.13	
	12RB-High (13)	2617.5 (38225)	21.98	21.87	21.11	
		2595 (38000)	21.92	21.86	21.06	
		2572.5 (37775)	22.06	21.94	21.16	
	12RB-Middle (6)	2617.5 (38225)	21.98	21.84	21.15	
		2595 (38000)	22.02	21.93	21.16	
		2572.5 (37775)	22.08	21.99	21.16	
	12RB-Low (0)	2617.5 (38225)	21.99	21.85	21.13	
		2595 (38000)	22.02	21.90	21.11	
		2572.5 (37775)	22.09	21.93	21.17	
	25RB (0)	2617.5 (38225)	21.97	21.95	21.05	
		2595 (38000)	21.96	21.87	20.96	
		2572.5 (37775)	22.06	22.01	21.10	
	10MHz	1RB-High (49)	2615 (38200)	21.91	22.03	21.99
			2595 (38000)	21.90	22.01	21.92
			2575 (37800)	21.99	22.08	21.93
1RB-Middle (24)		2615 (38200)	21.94	22.01	21.99	
		2595 (38000)	21.99	21.96	21.93	
		2575 (37800)	21.98	22.14	21.96	
1RB-Low (0)		2615 (38200)	21.94	22.07	21.99	
		2595 (38000)	22.06	22.16	22.04	
		2575 (37800)	22.08	22.21	22.01	
25RB-High (25)		2615 (38200)	21.96	21.92	21.06	
		2595 (38000)	21.97	21.91	21.02	
		2575 (37800)	22.02	21.93	21.04	
25RB-Middle (12)		2615 (38200)	22.02	21.99	21.10	
		2595 (38000)	22.01	21.93	21.09	
		2575 (37800)	22.02	21.99	21.10	
25RB-Low (0)		2615 (38200)	22.00	21.95	21.02	
		2595 (38000)	22.03	22.07	21.12	
		2575 (37800)	22.12	22.09	21.14	
50RB (0)		2615 (38200)	21.99	22.00	21.04	
		2595 (38000)	21.96	22.00	20.99	
		2575 (37800)	22.04	22.05	21.09	

15MHz	1RB-High (74)	2612.5 (38175)	21.81	21.92	21.84
		2595 (38000)	21.80	21.91	21.78
		2577.5 (37825)	21.89	22.01	21.76
	1RB-Middle (37)	2612.5 (38175)	21.72	21.92	21.81
		2595 (38000)	21.86	21.99	21.82
		2577.5 (37825)	21.97	22.03	21.80
	1RB-Low (0)	2612.5 (38175)	21.83	21.97	21.82
		2595 (38000)	21.92	22.05	21.84
		2577.5 (37825)	21.96	22.07	21.88
	36RB-High (38)	2612.5 (38175)	21.83	21.74	20.95
		2595 (38000)	21.77	21.67	20.86
		2577.5 (37825)	21.88	21.77	20.95
	36RB-Middle (19)	2612.5 (38175)	21.95	21.81	20.97
		2595 (38000)	21.87	21.75	20.94
		2577.5 (37825)	21.99	21.90	21.09
	36RB-Low (0)	2612.5 (38175)	21.86	21.75	20.96
		2595 (38000)	21.96	21.81	21.00
		2577.5 (37825)	22.01	21.87	21.03
	75RB (0)	2612.5 (38175)	21.84	21.82	20.99
		2595 (38000)	21.85	21.77	20.95
		2577.5 (37825)	21.98	21.93	21.10
20MHz	1RB-High (99)	2610 (38150)	21.79	21.89	21.80
		2595 (38000)	21.78	21.91	21.73
		2580 (37850)	21.88	21.97	21.78
	1RB-Middle (50)	2610 (38150)	21.87	21.87	21.82
		2595 (38000)	21.85	21.94	21.81
		2580 (37850)	21.95	22.04	21.82
	1RB-Low (0)	2610 (38150)	21.85	21.98	21.84
		2595 (38000)	21.98	22.04	21.89
		2580 (37850)	21.96	22.09	21.92
	50RB-High (50)	2610 (38150)	21.79	21.71	20.85
		2595 (38000)	21.81	21.73	20.87
		2580 (37850)	21.83	21.80	20.92
	50RB-Middle (25)	2610 (38150)	21.93	21.82	20.95
		2595 (38000)	21.83	21.79	20.91
		2580 (37850)	21.92	21.86	20.99
	50RB-Low (0)	2610 (38150)	21.88	21.79	20.96
		2595 (38000)	21.94	21.89	20.99
		2580 (37850)	22.01	21.95	21.05
	100RB (0)	2610 (38150)	21.89	21.81	21.04
		2595 (38000)	21.83	21.76	20.97
		2580 (37850)	21.92	21.85	21.02

LTE Band41 PC3 (ANT3 DSI 3)

5MHz	1RB-High (24)	2687.5 (41565)	23.05	22.58	22.46
		2640.3(41093)	23.03	22.55	22.48
		2593 (40620)	23.23	22.67	22.55
		2545.8(40148)	23.18	22.72	22.51
		2498.5 (39675)	23.06	22.60	22.44
	1RB-Middle (12)	2687.5 (41565)	23.09	22.62	22.42
		2640.3(41093)	23.24	22.52	22.21
		2593 (40620)	23.45	22.67	22.53
		2545.8(40148)	23.40	22.64	22.45
		2498.5 (39675)	23.07	22.46	22.42
	1RB-Low (0)	2687.5 (41565)	23.05	22.61	22.50
		2640.3(41093)	22.96	22.46	22.39
		2593 (40620)	23.29	22.62	22.59
		2545.8(40148)	23.10	22.56	22.42
		2498.5 (39675)	23.12	22.60	22.53
	12RB-High (13)	2687.5 (41565)	22.52	21.74	21.48
		2640.3(41093)	22.49	21.80	21.45
		2593 (40620)	22.54	21.86	21.52
		2545.8(40148)	22.50	21.82	21.48
		2498.5 (39675)	22.52	21.82	21.47
	12RB-Middle (6)	2687.5 (41565)	22.57	21.85	21.55
		2640.3(41093)	22.49	21.78	21.46
		2593 (40620)	22.67	21.97	21.64
		2545.8(40148)	22.60	21.88	21.57
		2498.5 (39675)	22.55	21.84	21.46
	12RB-Low (0)	2687.5 (41565)	22.55	21.76	21.56
		2640.3(41093)	22.46	21.74	21.45
		2593 (40620)	22.69	21.87	21.62
2545.8(40148)		22.56	21.87	21.57	
2498.5 (39675)		22.52	21.81	21.48	
25RB (0)	2687.5 (41565)	22.48	21.84	21.48	
	2640.3(41093)	22.45	21.81	21.41	
	2593 (40620)	22.67	21.96	21.57	
	2545.8(40148)	22.57	21.92	21.54	
	2498.5 (39675)	22.55	21.84	21.47	

10MHz	1RB-High (49)	2685 (41540)	22.87	22.51	22.43
		2639(41080)	22.92	22.48	22.34
		2593 (40620)	23.13	22.61	22.43
		2547(40160)	23.17	22.62	22.50
		2501 (39700)	23.00	22.43	22.35
	1RB-Middle (24)	2685 (41540)	23.05	22.61	22.46
		2639(41080)	23.00	22.47	22.28
		2593 (40620)	23.16	22.60	22.56
		2547(40160)	23.11	22.65	22.45
		2501 (39700)	23.05	22.56	22.41
	1RB-Low (0)	2685 (41540)	23.17	22.67	22.53
		2639(41080)	23.11	22.62	22.47
		2593 (40620)	23.31	22.81	22.61
		2547(40160)	23.16	22.65	22.53
		2501 (39700)	23.12	22.61	22.47
	25RB-High (25)	2685 (41540)	22.53	21.91	21.52
		2639(41080)	22.42	21.73	21.37
		2593 (40620)	22.58	21.86	21.53
		2547(40160)	22.54	21.86	21.53
		2501 (39700)	22.39	21.76	21.38
	25RB-Middle (12)	2685 (41540)	22.62	21.94	21.56
		2639(41080)	22.54	21.87	21.49
		2593 (40620)	22.72	22.04	21.67
		2547(40160)	22.59	21.92	21.52
		2501 (39700)	22.48	21.78	21.43
	25RB-Low (0)	2685 (41540)	22.56	21.95	21.58
		2639(41080)	22.47	21.85	21.47
		2593 (40620)	22.68	22.02	21.66
		2547(40160)	22.54	21.91	21.55
		2501 (39700)	22.50	21.83	21.45
50RB (0)	2685 (41540)	22.60	21.94	21.56	
	2639(41080)	22.48	21.85	21.46	
	2593 (40620)	22.69	22.02	21.67	
	2547(40160)	22.55	21.90	21.52	
	2501 (39700)	22.44	21.75	21.36	

15MHz	1RB-High (74)	2682.5 (41515)	22.83	22.42	22.19
		2637.8(41068)	22.89	22.36	22.12
		2593 (40620)	22.98	22.48	22.20
		2548.3(40173)	23.09	22.58	22.27
		2503.5 (39725)	22.72	22.26	22.08
	1RB-Middle (37)	2682.5 (41515)	22.95	22.45	22.24
		2637.8(41068)	22.79	22.40	22.12
		2593 (40620)	23.02	22.51	22.28
		2548.3(40173)	22.98	22.53	22.32
		2503.5 (39725)	22.74	22.34	22.21
	1RB-Low (0)	2682.5 (41515)	23.07	22.57	22.36
		2637.8(41068)	22.96	22.43	22.23
		2593 (40620)	23.21	22.69	22.42
		2548.3(40173)	22.96	22.56	22.30
		2503.5 (39725)	22.90	22.45	22.28
	36RB-High (38)	2682.5 (41515)	22.44	21.77	21.47
		2637.8(41068)	22.29	21.72	21.26
		2593 (40620)	22.46	21.76	21.43
		2548.3(40173)	22.46	21.77	21.44
		2503.5 (39725)	22.22	21.71	21.21
	36RB-Middle (19)	2682.5 (41515)	22.45	21.80	21.47
		2637.8(41068)	22.40	21.76	21.36
		2593 (40620)	22.56	21.84	21.55
		2548.3(40173)	22.54	21.83	21.49
		2503.5 (39725)	22.24	21.70	21.26
	36RB-Low (0)	2682.5 (41515)	22.46	21.71	21.41
		2637.8(41068)	22.43	21.78	21.40
		2593 (40620)	22.58	21.87	21.61
		2548.3(40173)	22.47	21.77	21.46
		2503.5 (39725)	22.33	21.72	21.35
75RB (0)	2682.5 (41515)	22.45	21.83	21.51	
	2637.8(41068)	22.41	21.74	21.39	
	2593 (40620)	22.59	21.91	21.59	
	2548.3(40173)	22.53	21.89	21.55	
	2503.5 (39725)	22.27	21.74	21.31	

20MHz	1RB-High (99)	2680 (41490)	22.94	22.45	21.35
		2636.5(41055)	22.85	22.39	21.25
		2593 (40620)	23.00	22.51	21.36
		2549.5(40185)	23.06	22.57	21.43
		2506 (39750)	22.73	22.27	21.17
	1RB-Middle (50)	2680 (41490)	22.95	22.41	21.41
		2636.5(41055)	22.87	22.32	21.28
		2593 (40620)	23.00	22.48	21.40
		2549.5(40185)	22.99	22.51	21.42
		2506 (39750)	22.76	22.27	21.24
	1RB-Low (0)	2680 (41490)	23.11	22.61	21.55
		2636.5(41055)	23.00	22.47	21.42
		2593 (40620)	23.19	22.71	21.62
		2549.5(40185)	22.92	22.47	21.38
		2506 (39750)	22.87	22.45	21.41
	50RB-High (50)	2680 (41490)	22.41	21.78	20.57
		2636.5(41055)	22.32	21.73	20.43
		2593 (40620)	22.39	21.76	20.57
		2549.5(40185)	22.47	21.83	20.61
		2506 (39750)	22.24	21.75	20.62
	50RB-Middle (25)	2680 (41490)	22.50	21.86	20.64
		2636.5(41055)	22.41	21.72	20.54
		2593 (40620)	22.57	21.90	20.70
		2549.5(40185)	22.41	21.76	20.59
		2506 (39750)	22.27	21.74	20.37
	50RB-Low (0)	2680 (41490)	22.48	21.82	20.60
		2636.5(41055)	22.43	21.77	20.55
		2593 (40620)	22.64	21.94	20.78
		2549.5(40185)	22.52	21.83	20.63
		2506 (39750)	22.36	21.70	20.48
100RB (0)	2680 (41490)	22.52	21.83	20.74	
	2636.5(41055)	22.39	21.73	20.64	
	2593 (40620)	22.59	21.90	20.75	
	2549.5(40185)	22.48	21.83	20.69	
	2506 (39750)	22.25	21.72	20.45	

LTE Band41 PC3 (ANT3 DSI 8)

5MHz	1RB-High (24)	2687.5 (41565)	22.11	22.05	21.36
		2640.3(41093)	22.04	22.13	21.29
		2593 (40620)	22.17	22.39	21.50
		2545.8(40148)	22.14	22.27	21.44
		2498.5 (39675)	22.07	22.14	21.38
	1RB-Middle (12)	2687.5 (41565)	22.27	22.23	21.30
		2640.3(41093)	22.24	22.10	21.22
		2593 (40620)	22.42	22.35	21.19
		2545.8(40148)	22.06	22.27	21.38
		2498.5 (39675)	22.25	22.19	21.04
	1RB-Low (0)	2687.5 (41565)	22.06	22.17	21.36
		2640.3(41093)	22.00	22.08	21.29
		2593 (40620)	22.16	22.33	21.44
		2545.8(40148)	21.98	22.21	21.36
		2498.5 (39675)	22.11	22.23	21.19
	12RB-High (13)	2687.5 (41565)	22.12	21.45	20.75
		2640.3(41093)	22.05	21.51	20.74
		2593 (40620)	22.16	21.60	20.79
		2545.8(40148)	22.06	21.42	20.76
		2498.5 (39675)	22.12	21.44	20.78
	12RB-Middle (6)	2687.5 (41565)	22.15	21.58	20.89
		2640.3(41093)	22.06	21.43	20.81
		2593 (40620)	22.26	21.61	20.93
		2545.8(40148)	22.18	21.57	20.87
		2498.5 (39675)	22.16	21.49	20.82
	12RB-Low (0)	2687.5 (41565)	22.15	21.46	20.85
		2640.3(41093)	22.08	21.40	20.79
		2593 (40620)	22.29	21.66	20.93
		2545.8(40148)	22.13	21.48	20.78
		2498.5 (39675)	22.10	21.45	20.80
25RB (0)	2687.5 (41565)	22.14	21.56	20.78	
	2640.3(41093)	22.05	21.52	20.72	
	2593 (40620)	22.26	21.67	20.89	
	2545.8(40148)	22.14	21.60	20.81	
	2498.5 (39675)	22.12	21.55	20.74	

10MHz	1RB-High (49)	2685 (41540)	21.98	22.10	21.22
		2639(41080)	22.00	22.06	21.22
		2593 (40620)	22.16	22.18	21.26
		2547(40160)	22.15	22.27	21.36
		2501 (39700)	21.93	22.04	21.19
	1RB-Middle (24)	2685 (41540)	22.09	22.17	21.31
		2639(41080)	22.00	22.10	21.21
		2593 (40620)	22.17	22.27	21.41
		2547(40160)	22.07	22.16	21.31
		2501 (39700)	21.98	22.09	21.17
	1RB-Low (0)	2685 (41540)	22.19	22.23	21.37
		2639(41080)	22.06	22.16	21.29
		2593 (40620)	22.26	22.41	21.48
		2547(40160)	22.11	22.26	21.39
		2501 (39700)	22.07	22.20	21.33
	25RB-High (25)	2685 (41540)	22.16	21.60	20.84
		2639(41080)	22.01	21.43	20.70
		2593 (40620)	22.19	21.60	20.84
		2547(40160)	22.16	21.57	20.81
		2501 (39700)	21.95	21.36	20.60
	25RB-Middle (12)	2685 (41540)	22.24	21.63	20.87
		2639(41080)	22.14	21.55	20.77
		2593 (40620)	22.27	21.72	20.97
		2547(40160)	22.14	21.57	20.79
		2501 (39700)	22.05	21.46	20.68
	25RB-Low (0)	2685 (41540)	22.17	21.59	20.86
		2639(41080)	22.10	21.53	20.77
		2593 (40620)	22.28	21.73	20.95
		2547(40160)	22.17	21.62	20.87
		2501 (39700)	22.12	21.52	20.81
50RB (0)	2685 (41540)	22.22	21.68	20.84	
	2639(41080)	22.09	21.53	20.74	
	2593 (40620)	22.34	21.75	20.92	
	2547(40160)	22.12	21.59	20.77	
	2501 (39700)	22.01	21.48	20.68	

15MHz	1RB-High (74)	2682.5 (41515)	21.82	22.03	21.06
		2637.8(41068)	21.89	21.98	21.04
		2593 (40620)	21.95	22.09	21.08
		2548.3(40173)	22.03	22.13	21.19
		2503.5 (39725)	21.73	21.84	20.85
	1RB-Middle (37)	2682.5 (41515)	21.96	22.05	21.17
		2637.8(41068)	21.85	21.99	21.05
		2593 (40620)	22.02	22.11	21.10
		2548.3(40173)	21.96	22.05	21.10
		2503.5 (39725)	21.75	21.87	20.98
	1RB-Low (0)	2682.5 (41515)	22.02	22.14	21.22
		2637.8(41068)	21.95	22.07	21.12
		2593 (40620)	22.12	22.27	21.32
		2548.3(40173)	21.96	22.11	21.09
		2503.5 (39725)	21.88	22.01	21.04
	36RB-High (38)	2682.5 (41515)	22.03	21.47	20.77
		2637.8(41068)	21.87	21.28	20.58
		2593 (40620)	22.02	21.42	20.71
		2548.3(40173)	22.04	21.44	20.77
		2503.5 (39725)	21.81	21.21	20.52
	36RB-Middle (19)	2682.5 (41515)	22.08	21.50	20.77
		2637.8(41068)	22.00	21.37	20.68
		2593 (40620)	22.13	21.55	20.89
		2548.3(40173)	22.09	21.51	20.79
		2503.5 (39725)	21.79	21.24	20.54
	36RB-Low (0)	2682.5 (41515)	22.01	21.42	20.75
		2637.8(41068)	22.03	21.39	20.74
		2593 (40620)	22.17	21.53	20.92
		2548.3(40173)	22.04	21.43	20.77
		2503.5 (39725)	21.88	21.35	20.63
75RB (0)	2682.5 (41515)	22.07	21.52	20.82	
	2637.8(41068)	21.99	21.44	20.74	
	2593 (40620)	22.15	21.60	20.90	
	2548.3(40173)	22.11	21.55	20.81	
	2503.5 (39725)	21.86	21.29	20.55	

20MHz	1RB-High (99)	2680 (41490)	21.93	22.06	21.22
		2636.5(41055)	21.84	21.95	20.22
		2593 (40620)	21.98	22.05	20.24
		2549.5(40185)	21.98	22.11	20.42
		2506 (39750)	21.65	21.78	20.36
	1RB-Middle (50)	2680 (41490)	21.92	22.04	21.08
		2636.5(41055)	21.86	21.93	20.21
		2593 (40620)	22.06	22.11	20.34
		2549.5(40185)	21.97	22.02	20.38
		2506 (39750)	21.72	21.78	20.54
	1RB-Low (0)	2680 (41490)	22.04	22.24	21.22
		2636.5(41055)	21.97	22.12	20.39
		2593 (40620)	22.21	22.31	20.58
		2549.5(40185)	21.87	22.02	20.31
		2506 (39750)	21.85	22.00	20.28
	50RB-High (50)	2680 (41490)	22.00	21.47	20.72
		2636.5(41055)	21.89	21.31	20.40
		2593 (40620)	22.00	21.46	20.57
		2549.5(40185)	22.05	21.46	20.56
		2506 (39750)	21.75	21.19	20.30
	50RB-Middle (25)	2680 (41490)	22.07	21.50	20.55
		2636.5(41055)	22.00	21.45	20.51
		2593 (40620)	22.15	21.62	20.72
		2549.5(40185)	22.04	21.46	20.53
		2506 (39750)	21.80	21.23	20.35
50RB-Low (0)	2680 (41490)	22.04	21.48	20.49	
	2636.5(41055)	22.00	21.46	20.56	
	2593 (40620)	22.20	21.65	20.73	
	2549.5(40185)	22.06	21.44	20.55	
	2506 (39750)	21.89	21.35	20.48	
100RB (0)	2680 (41490)	22.10	21.51	20.64	
	2636.5(41055)	22.00	21.44	20.53	
	2593 (40620)	22.15	21.61	20.70	
	2549.5(40185)	22.02	21.47	20.59	
	2506 (39750)	21.85	21.26	20.36	

LTE Band41 PC3 (ANT3 DSI 13)

5MHz	1RB-High (24)	2687.5 (41565)	21.68	21.81	21.53
		2640.3(41093)	21.61	21.72	21.62
		2593 (40620)	21.73	21.84	21.43
		2545.8(40148)	21.70	21.79	21.48
		2498.5 (39675)	21.61	21.74	21.50
	1RB-Middle (12)	2687.5 (41565)	21.66	21.72	21.34
		2640.3(41093)	21.60	21.66	21.47
		2593 (40620)	21.96	21.81	21.63
		2545.8(40148)	21.66	21.26	21.35
		2498.5 (39675)	21.65	21.67	21.48
	1RB-Low (0)	2687.5 (41565)	21.59	21.66	21.54
		2640.3(41093)	21.52	21.61	21.53
		2593 (40620)	21.74	21.81	21.68
		2545.8(40148)	21.61	21.63	21.49
		2498.5 (39675)	21.62	21.68	21.55
	12RB-High (13)	2687.5 (41565)	21.69	21.53	20.76
		2640.3(41093)	21.63	21.51	20.77
		2593 (40620)	21.26	21.60	20.83
		2545.8(40148)	21.64	21.10	20.73
		2498.5 (39675)	21.64	21.47	20.74
	12RB-Middle (6)	2687.5 (41565)	21.67	21.53	20.83
		2640.3(41093)	21.63	21.48	20.75
		2593 (40620)	21.78	21.63	20.94
		2545.8(40148)	21.71	21.59	20.86
		2498.5 (39675)	21.64	21.52	20.77
	12RB-Low (0)	2687.5 (41565)	21.71	21.57	20.79
		2640.3(41093)	21.65	21.50	20.75
		2593 (40620)	21.34	21.71	20.93
2545.8(40148)		21.67	21.50	20.88	
2498.5 (39675)		21.69	21.48	20.72	
25RB (0)	2687.5 (41565)	21.66	21.58	20.77	
	2640.3(41093)	21.61	21.53	20.71	
	2593 (40620)	21.79	21.69	20.88	
	2545.8(40148)	21.70	21.58	20.81	
	2498.5 (39675)	21.67	21.56	20.72	

10MHz	1RB-High (49)	2685 (41540)	21.68	21.64	21.47
		2639(41080)	21.51	21.58	21.45
		2593 (40620)	21.63	21.72	21.51
		2547(40160)	21.64	21.73	21.61
		2501 (39700)	21.44	21.58	21.34
	1RB-Middle (24)	2685 (41540)	21.65	21.72	21.49
		2639(41080)	21.53	21.53	21.47
		2593 (40620)	21.73	21.85	21.55
		2547(40160)	21.67	21.67	21.57
		2501 (39700)	21.50	21.60	21.42
	1RB-Low (0)	2685 (41540)	21.69	21.76	21.67
		2639(41080)	21.66	21.74	21.49
		2593 (40620)	21.85	21.88	21.68
		2547(40160)	21.69	21.75	21.59
		2501 (39700)	21.63	21.78	21.55
	25RB-High (25)	2685 (41540)	21.71	21.64	20.81
		2639(41080)	21.59	21.50	20.66
		2593 (40620)	21.72	21.61	20.86
		2547(40160)	21.66	21.62	20.36
		2501 (39700)	21.52	21.42	20.61
	25RB-Middle (12)	2685 (41540)	21.76	21.68	20.87
		2639(41080)	21.69	21.59	20.74
		2593 (40620)	21.85	21.76	20.93
		2547(40160)	21.71	21.61	20.79
		2501 (39700)	21.62	21.48	20.64
	25RB-Low (0)	2685 (41540)	21.71	21.69	20.83
		2639(41080)	21.61	21.55	20.72
		2593 (40620)	21.78	21.74	20.91
		2547(40160)	21.67	21.60	20.83
		2501 (39700)	21.64	21.55	20.80
50RB (0)	2685 (41540)	21.74	21.70	20.80	
	2639(41080)	21.64	21.62	20.74	
	2593 (40620)	21.82	21.75	20.91	
	2547(40160)	21.69	21.63	20.76	
	2501 (39700)	21.53	21.53	20.62	

15MHz	1RB-High (74)	2682.5 (41515)	21.47	21.57	21.35
		2637.8(41068)	21.39	21.53	21.26
		2593 (40620)	21.52	21.65	21.37
		2548.3(40173)	21.53	21.71	21.39
		2503.5 (39725)	21.22	21.42	21.05
	1RB-Middle (37)	2682.5 (41515)	21.49	21.59	21.35
		2637.8(41068)	21.37	21.52	21.28
		2593 (40620)	21.58	21.67	21.38
		2548.3(40173)	21.49	21.62	21.39
		2503.5 (39725)	21.31	21.40	21.19
	1RB-Low (0)	2682.5 (41515)	21.53	21.71	21.51
		2637.8(41068)	21.48	21.63	21.36
		2593 (40620)	21.71	21.84	21.53
		2548.3(40173)	21.47	21.65	21.36
		2503.5 (39725)	21.39	21.52	21.30
	36RB-High (38)	2682.5 (41515)	21.58	21.49	20.73
		2637.8(41068)	21.43	21.29	20.55
		2593 (40620)	21.58	21.47	20.71
		2548.3(40173)	21.58	21.45	20.73
		2503.5 (39725)	21.31	21.20	20.45
	36RB-Middle (19)	2682.5 (41515)	21.63	21.53	20.73
		2637.8(41068)	21.49	21.40	20.64
		2593 (40620)	21.64	21.56	20.83
		2548.3(40173)	21.62	21.52	20.76
		2503.5 (39725)	21.35	21.25	20.51
36RB-Low (0)	2682.5 (41515)	21.43	21.43	20.69	
	2637.8(41068)	21.49	21.42	20.69	
	2593 (40620)	21.70	21.62	20.87	
	2548.3(40173)	21.58	21.46	20.74	
	2503.5 (39725)	21.41	21.31	20.58	
75RB (0)	2682.5 (41515)	21.59	21.56	20.80	
	2637.8(41068)	21.53	21.47	20.72	
	2593 (40620)	21.70	21.61	20.85	
	2548.3(40173)	21.67	21.59	20.79	
	2503.5 (39725)	21.39	21.31	20.56	

20MHz	1RB-High (99)	2680 (41490)	21.45	21.59	21.31
		2636.5(41055)	21.45	21.53	21.22
		2593 (40620)	21.54	21.62	21.41
		2549.5(40185)	21.56	21.69	21.40
		2506 (39750)	21.24	21.37	21.06
	1RB-Middle (50)	2680 (41490)	21.50	21.55	21.33
		2636.5(41055)	21.41	21.45	21.26
		2593 (40620)	21.53	21.62	21.34
		2549.5(40185)	21.48	21.62	21.34
		2506 (39750)	21.30	21.37	21.12
	1RB-Low (0)	2680 (41490)	21.63	21.75	21.52
		2636.5(41055)	21.54	21.64	21.36
		2593 (40620)	21.75	21.88	21.56
		2549.5(40185)	21.41	21.51	21.27
		2506 (39750)	21.39	21.49	21.28
	50RB-High (50)	2680 (41490)	21.58	21.54	20.67
		2636.5(41055)	21.41	21.39	20.55
		2593 (40620)	21.55	21.49	20.70
		2549.5(40185)	21.54	21.55	20.73
		2506 (39750)	21.31	21.26	20.42
	50RB-Middle (25)	2680 (41490)	21.62	21.53	20.75
		2636.5(41055)	21.52	21.46	20.67
		2593 (40620)	21.72	21.63	20.84
		2549.5(40185)	21.57	21.56	20.70
		2506 (39750)	21.35	21.30	20.45
	50RB-Low (0)	2680 (41490)	21.58	21.52	20.70
		2636.5(41055)	21.54	21.49	20.70
		2593 (40620)	21.74	21.68	20.85
		2549.5(40185)	21.60	21.54	20.72
		2506 (39750)	21.46	21.39	20.58
100RB (0)	2680 (41490)	21.64	21.54	20.82	
	2636.5(41055)	21.57	21.48	20.74	
	2593 (40620)	21.69	21.65	20.90	
	2549.5(40185)	21.59	21.52	20.79	
	2506 (39750)	21.39	21.29	20.55	

LTE Band41 PC2 (ANT3 DSI 3)

5MHz	1RB-High (24)	2687.5 (41565)	24.98	24.62	25.12
		2640.3(41093)	24.92	24.62	24.97
		2593 (40620)	24.95	24.75	24.93
		2545.8(40148)	24.91	24.56	24.85
		2498.5 (39675)	24.80	24.36	24.90
	1RB-Middle (12)	2687.5 (41565)	24.96	24.63	24.89
		2640.3(41093)	25.10	24.56	24.85
		2593 (40620)	24.96	24.61	24.75
		2545.8(40148)	24.94	24.55	24.69
		2498.5 (39675)	24.83	24.51	24.71
	1RB-Low (0)	2687.5 (41565)	24.98	24.63	25.00
		2640.3(41093)	24.91	24.61	24.95
		2593 (40620)	24.94	24.76	24.90
		2545.8(40148)	24.78	24.61	24.78
		2498.5 (39675)	24.88	24.41	24.93
	12RB-High (13)	2687.5 (41565)	24.62	23.65	23.65
		2640.3(41093)	24.58	23.59	23.59
		2593 (40620)	24.53	23.59	23.55
		2545.8(40148)	24.46	23.53	23.50
		2498.5 (39675)	24.45	23.47	23.49
	12RB-Middle (6)	2687.5 (41565)	24.63	23.73	23.64
		2640.3(41093)	24.59	23.71	23.68
		2593 (40620)	24.62	23.61	23.65
		2545.8(40148)	24.45	23.47	23.51
		2498.5 (39675)	24.47	23.49	23.53
	12RB-Low (0)	2687.5 (41565)	24.60	23.56	23.70
		2640.3(41093)	24.58	23.61	23.65
		2593 (40620)	24.61	23.55	23.69
2545.8(40148)		24.52	23.48	23.60	
2498.5 (39675)		24.45	23.43	23.52	
25RB (0)	2687.5 (41565)	24.58	23.65	23.63	
	2640.3(41093)	24.55	23.61	23.53	
	2593 (40620)	24.46	23.58	23.54	
	2545.8(40148)	24.39	23.46	23.44	
	2498.5 (39675)	24.46	23.47	23.44	

10MHz	1RB-High (49)	2685 (41540)	24.90	24.74	24.76
		2639(41080)	24.83	24.70	24.76
		2593 (40620)	24.90	24.72	24.71
		2547(40160)	24.79	24.76	24.70
		2501 (39700)	24.68	24.58	24.55
	1RB-Middle (24)	2685 (41540)	25.01	24.80	24.88
		2639(41080)	24.92	24.74	24.76
		2593 (40620)	24.97	24.77	24.82
		2547(40160)	24.80	24.73	24.69
		2501 (39700)	24.76	24.60	24.65
	1RB-Low (0)	2685 (41540)	25.04	24.90	24.91
		2639(41080)	24.96	24.87	24.85
		2593 (40620)	24.95	24.94	24.87
		2547(40160)	24.85	24.71	24.68
		2501 (39700)	24.80	24.73	24.72
	25RB-High (25)	2685 (41540)	24.60	23.69	23.66
		2639(41080)	24.49	23.57	23.51
		2593 (40620)	24.54	23.60	23.55
		2547(40160)	24.47	23.51	23.52
		2501 (39700)	24.28	23.37	23.30
	25RB-Middle (12)	2685 (41540)	24.65	23.78	23.73
		2639(41080)	24.59	23.69	23.62
		2593 (40620)	24.60	23.61	23.60
		2547(40160)	24.49	23.59	23.57
		2501 (39700)	24.35	23.39	23.36
	25RB-Low (0)	2685 (41540)	24.61	23.72	23.69
		2639(41080)	24.53	23.66	23.55
		2593 (40620)	24.63	23.69	23.67
		2547(40160)	24.51	23.55	23.49
		2501 (39700)	24.42	23.53	23.44
50RB (0)	2685 (41540)	24.66	23.71	23.68	
	2639(41080)	24.63	23.67	23.62	
	2593 (40620)	24.56	23.59	23.55	
	2547(40160)	24.55	23.60	23.56	
	2501 (39700)	24.33	23.44	23.30	

15MHz	1RB-High (74)	2682.5 (41515)	24.71	24.85	24.93
		2637.8(41068)	24.64	24.73	24.85
		2593 (40620)	24.69	24.69	24.72
		2548.3(40173)	24.71	24.68	24.71
		2503.5 (39725)	24.39	24.41	24.58
	1RB-Middle (37)	2682.5 (41515)	24.68	24.79	24.92
		2637.8(41068)	24.63	24.69	24.80
		2593 (40620)	24.65	24.71	24.72
		2548.3(40173)	24.60	24.62	24.62
		2503.5 (39725)	24.38	24.52	24.64
	1RB-Low (0)	2682.5 (41515)	24.86	24.93	25.06
		2637.8(41068)	24.76	24.85	24.94
		2593 (40620)	24.81	24.81	24.83
		2548.3(40173)	24.65	24.64	24.69
		2503.5 (39725)	24.50	24.62	24.76
	36RB-High (38)	2682.5 (41515)	24.52	23.54	23.60
		2637.8(41068)	24.42	23.42	23.46
		2593 (40620)	24.45	23.48	23.42
		2548.3(40173)	24.40	23.45	23.40
		2503.5 (39725)	24.12	23.46	23.14
	36RB-Middle (19)	2682.5 (41515)	24.58	23.64	23.59
		2637.8(41068)	24.47	23.49	23.48
		2593 (40620)	24.43	23.43	23.45
		2548.3(40173)	24.36	23.35	23.38
		2503.5 (39725)	24.21	23.49	23.18
	36RB-Low (0)	2682.5 (41515)	24.54	23.57	23.57
		2637.8(41068)	24.52	23.49	23.54
		2593 (40620)	24.57	23.53	23.57
		2548.3(40173)	24.40	23.42	23.43
		2503.5 (39725)	24.24	23.30	23.31
75RB (0)	2682.5 (41515)	24.53	23.63	23.61	
	2637.8(41068)	24.49	23.54	23.54	
	2593 (40620)	24.45	23.43	23.49	
	2548.3(40173)	24.34	23.41	23.41	
	2503.5 (39725)	24.14	23.26	23.23	

20MHz	1RB-High (99)	2680 (41490)	24.71	24.77	24.88
		2636.5(41055)	24.69	24.72	24.83
		2593 (40620)	24.68	24.70	24.74
		2549.5(40185)	24.67	24.64	24.64
		2506 (39750)	24.37	24.42	24.55
	1RB-Middle (50)	2680 (41490)	24.69	24.72	24.86
		2636.5(41055)	24.63	24.61	24.71
		2593 (40620)	24.67	24.68	24.65
		2549.5(40185)	24.63	24.57	24.59
		2506 (39750)	24.38	24.55	24.54
	1RB-Low (0)	2680 (41490)	24.91	24.96	25.08
		2636.5(41055)	24.80	24.89	24.94
		2593 (40620)	24.93	24.88	24.88
		2549.5(40185)	24.53	24.57	24.59
		2506 (39750)	24.46	24.60	24.71
	50RB-High (50)	2680 (41490)	24.53	23.59	23.51
		2636.5(41055)	24.42	23.47	23.38
		2593 (40620)	24.38	23.43	23.39
		2549.5(40185)	24.40	23.43	23.40
		2506 (39750)	24.13	23.50	23.12
	50RB-Middle (25)	2680 (41490)	24.60	23.67	23.61
		2636.5(41055)	24.56	23.55	23.48
		2593 (40620)	24.46	23.52	23.38
		2549.5(40185)	24.42	23.47	23.40
		2506 (39750)	24.14	23.59	23.13
	50RB-Low (0)	2680 (41490)	24.56	23.58	23.54
		2636.5(41055)	24.54	23.55	23.53
		2593 (40620)	24.55	23.60	23.54
		2549.5(40185)	24.40	23.45	23.39
		2506 (39750)	24.29	23.32	23.22
100RB (0)	2680 (41490)	24.60	23.68	23.71	
	2636.5(41055)	24.52	23.57	23.62	
	2593 (40620)	24.46	23.47	23.55	
	2549.5(40185)	24.43	23.51	23.54	
	2506 (39750)	24.18	23.25	23.26	

LTE Band41 PC2 (ANT3 DSI 8)

5MHz	1RB-High (24)	2687.5 (41565)	23.82	23.79	24.13
		2640.3(41093)	23.74	23.97	24.07
		2593 (40620)	23.86	24.05	24.06
		2545.8(40148)	23.89	24.16	24.16
		2498.5 (39675)	23.78	24.02	24.18
	1RB-Middle (12)	2687.5 (41565)	23.77	23.82	23.92
		2640.3(41093)	23.70	23.81	23.98
		2593 (40620)	24.01	24.01	24.14
		2545.8(40148)	23.97	24.15	24.03
		2498.5 (39675)	23.91	23.92	24.07
	1RB-Low (0)	2687.5 (41565)	23.77	23.92	24.06
		2640.3(41093)	23.68	23.89	24.07
		2593 (40620)	23.85	24.08	24.06
		2545.8(40148)	23.79	24.10	24.08
		2498.5 (39675)	23.86	24.07	24.07
	12RB-High (13)	2687.5 (41565)	23.81	23.34	22.68
		2640.3(41093)	23.80	23.47	22.67
		2593 (40620)	23.88	23.46	22.77
		2545.8(40148)	23.87	23.43	22.68
		2498.5 (39675)	23.88	23.46	22.72
	12RB-Middle (6)	2687.5 (41565)	23.83	23.40	22.70
		2640.3(41093)	23.82	23.42	22.75
		2593 (40620)	24.00	23.66	22.86
		2545.8(40148)	23.95	23.62	22.78
		2498.5 (39675)	23.89	23.59	22.76
	12RB-Low (0)	2687.5 (41565)	23.82	23.38	22.68
		2640.3(41093)	23.79	23.43	22.72
		2593 (40620)	24.00	23.55	22.90
2545.8(40148)		23.91	23.59	22.77	
2498.5 (39675)		23.92	23.60	22.75	
25RB (0)	2687.5 (41565)	23.82	23.44	22.64	
	2640.3(41093)	23.77	23.44	22.64	
	2593 (40620)	23.95	23.60	22.78	
	2545.8(40148)	23.93	23.57	22.72	
	2498.5 (39675)	23.89	23.55	22.67	

10MHz	1RB-High (49)	2685 (41540)	23.90	24.03	23.93
		2639(41080)	23.78	24.01	23.93
		2593 (40620)	23.80	24.07	24.04
		2547(40160)	23.83	24.18	24.08
		2501 (39700)	23.65	23.99	23.94
	1RB-Middle (24)	2685 (41540)	23.77	24.06	23.98
		2639(41080)	23.81	24.03	23.95
		2593 (40620)	23.96	24.13	24.10
		2547(40160)	23.83	24.14	24.09
		2501 (39700)	23.76	24.00	24.02
	1RB-Low (0)	2685 (41540)	23.86	24.18	24.05
		2639(41080)	23.81	24.16	23.99
		2593 (40620)	23.97	24.13	24.03
		2547(40160)	23.80	24.18	24.06
		2501 (39700)	23.89	24.14	24.10
	25RB-High (25)	2685 (41540)	23.83	23.54	22.64
		2639(41080)	23.79	23.40	22.57
		2593 (40620)	23.93	23.54	22.69
		2547(40160)	23.91	23.54	22.75
		2501 (39700)	23.75	23.40	22.59
	25RB-Middle (12)	2685 (41540)	23.93	23.59	22.71
		2639(41080)	23.88	23.55	22.69
		2593 (40620)	24.04	23.64	22.84
		2547(40160)	23.90	23.55	22.73
		2501 (39700)	23.83	23.45	22.69
	25RB-Low (0)	2685 (41540)	23.91	23.58	22.69
		2639(41080)	23.84	23.51	22.64
		2593 (40620)	24.03	23.62	22.83
		2547(40160)	23.88	23.57	22.77
		2501 (39700)	23.90	23.52	22.71
50RB (0)	2685 (41540)	23.90	23.60	22.72	
	2639(41080)	23.87	23.50	22.65	
	2593 (40620)	24.02	23.69	22.81	
	2547(40160)	23.90	23.59	22.68	
	2501 (39700)	23.85	23.52	22.62	

15MHz	1RB-High (74)	2682.5 (41515)	23.72	23.95	24.00
		2637.8(41068)	23.61	23.97	23.97
		2593 (40620)	23.72	24.07	24.01
		2548.3(40173)	23.77	24.12	24.04
		2503.5 (39725)	23.46	23.85	23.87
	1RB-Middle (37)	2682.5 (41515)	23.59	23.98	23.99
		2637.8(41068)	23.58	23.93	23.93
		2593 (40620)	23.73	24.09	24.05
		2548.3(40173)	23.71	24.02	23.95
		2503.5 (39725)	23.51	23.88	23.94
	1RB-Low (0)	2682.5 (41515)	23.73	24.12	24.14
		2637.8(41068)	23.68	24.03	24.07
		2593 (40620)	23.88	24.22	24.19
		2548.3(40173)	23.69	24.06	24.00
		2503.5 (39725)	23.60	24.00	24.07
	36RB-High (38)	2682.5 (41515)	23.78	23.34	22.60
		2637.8(41068)	23.74	23.30	22.52
		2593 (40620)	23.83	23.39	22.64
		2548.3(40173)	23.85	23.41	22.65
		2503.5 (39725)	23.61	23.18	22.43
	36RB-Middle (19)	2682.5 (41515)	23.81	23.42	22.65
		2637.8(41068)	23.79	23.37	22.60
		2593 (40620)	23.94	23.53	22.71
		2548.3(40173)	23.91	23.48	22.69
		2503.5 (39725)	23.63	23.28	22.46
	36RB-Low (0)	2682.5 (41515)	23.76	23.40	22.61
		2637.8(41068)	23.82	23.40	22.60
		2593 (40620)	23.98	23.55	22.79
		2548.3(40173)	23.86	23.41	22.69
		2503.5 (39725)	23.71	23.33	22.59
75RB (0)	2682.5 (41515)	23.80	23.46	22.67	
	2637.8(41068)	23.80	23.40	22.62	
	2593 (40620)	23.90	23.56	22.77	
	2548.3(40173)	23.88	23.50	22.71	
	2503.5 (39725)	23.64	23.28	22.50	

20MHz	1RB-High (99)	2680 (41490)	23.58	23.96	23.99
		2636.5(41055)	23.58	23.97	23.96
		2593 (40620)	23.66	24.02	24.02
		2549.5(40185)	23.72	24.07	23.99
		2506 (39750)	23.41	23.82	23.83
	1RB-Middle (50)	2680 (41490)	23.57	23.94	23.90
		2636.5(41055)	23.54	23.90	23.87
		2593 (40620)	23.70	24.03	24.02
		2549.5(40185)	23.65	23.97	23.95
		2506 (39750)	23.42	23.83	23.82
	1RB-Low (0)	2680 (41490)	23.75	24.15	24.13
		2636.5(41055)	23.70	24.09	24.11
		2593 (40620)	23.88	24.24	23.43
		2549.5(40185)	23.57	23.94	23.14
		2506 (39750)	23.59	24.01	23.27
	50RB-High (50)	2680 (41490)	23.77	23.42	22.55
		2636.5(41055)	23.69	23.32	22.45
		2593 (40620)	23.76	23.47	22.60
		2549.5(40185)	23.82	23.50	22.66
		2506 (39750)	23.57	23.22	22.37
	50RB-Middle (25)	2680 (41490)	23.83	23.44	22.65
		2636.5(41055)	23.79	23.45	22.60
		2593 (40620)	23.92	23.56	22.71
		2549.5(40185)	23.80	23.43	22.64
		2506 (39750)	23.62	23.27	22.44
	50RB-Low (0)	2680 (41490)	23.81	23.42	22.59
		2636.5(41055)	23.83	23.45	22.60
		2593 (40620)	23.95	23.59	22.74
		2549.5(40185)	23.83	23.46	22.64
		2506 (39750)	23.72	23.36	22.51
100RB (0)	2680 (41490)	23.84	23.46	22.71	
	2636.5(41055)	23.76	23.43	22.67	
	2593 (40620)	23.94	23.59	22.83	
	2549.5(40185)	23.81	23.44	22.68	
	2506 (39750)	23.61	23.28	22.51	

LTE Band41 PC2 (ANT3 DSI 13)

5MHz	1RB-High (24)	2687.5 (41565)	23.29	23.38	23.63
		2640.3(41093)	23.28	23.41	23.61
		2593 (40620)	23.44	23.66	23.69
		2545.8(40148)	23.37	23.61	23.67
		2498.5 (39675)	23.28	23.50	23.63
	1RB-Middle (12)	2687.5 (41565)	23.41	23.39	23.51
		2640.3(41093)	23.29	23.37	23.48
		2593 (40620)	23.40	23.59	23.65
		2545.8(40148)	23.35	23.52	23.58
		2498.5 (39675)	23.45	23.41	23.55
	1RB-Low (0)	2687.5 (41565)	23.33	23.38	23.62
		2640.3(41093)	23.26	23.37	23.51
		2593 (40620)	23.42	23.62	23.65
		2545.8(40148)	23.30	23.61	23.59
		2498.5 (39675)	23.37	23.46	23.75
	12RB-High (13)	2687.5 (41565)	23.36	23.39	22.61
		2640.3(41093)	23.35	23.30	22.63
		2593 (40620)	23.48	23.50	22.64
		2545.8(40148)	23.37	23.34	22.63
		2498.5 (39675)	23.41	23.33	22.63
	12RB-Middle (6)	2687.5 (41565)	23.41	23.44	22.68
		2640.3(41093)	23.38	23.48	22.64
		2593 (40620)	23.53	23.61	22.82
		2545.8(40148)	23.47	23.54	22.71
		2498.5 (39675)	23.41	23.42	22.65
	12RB-Low (0)	2687.5 (41565)	23.44	23.43	22.67
		2640.3(41093)	23.36	23.41	22.62
		2593 (40620)	23.55	23.47	22.80
2545.8(40148)		23.39	23.38	22.70	
2498.5 (39675)		23.39	23.36	22.68	
25RB (0)	2687.5 (41565)	23.39	23.37	22.56	
	2640.3(41093)	23.33	23.36	22.54	
	2593 (40620)	23.48	23.54	22.73	
	2545.8(40148)	23.40	23.46	22.63	
	2498.5 (39675)	23.38	23.42	22.61	

10MHz	1RB-High (49)	2685 (41540)	23.26	23.51	23.49
		2639(41080)	23.24	23.52	23.41
		2593 (40620)	23.30	23.65	23.50
		2547(40160)	23.39	23.61	23.56
		2501 (39700)	23.16	23.55	23.42
	1RB-Middle (24)	2685 (41540)	23.31	23.59	23.54
		2639(41080)	23.33	23.49	23.51
		2593 (40620)	23.41	23.66	23.63
		2547(40160)	23.37	23.61	23.55
		2501 (39700)	23.25	23.56	23.49
	1RB-Low (0)	2685 (41540)	23.41	23.70	23.59
		2639(41080)	23.32	23.63	23.57
		2593 (40620)	23.58	23.75	23.74
		2547(40160)	23.42	23.69	23.53
		2501 (39700)	23.31	23.70	23.63
	25RB-High (25)	2685 (41540)	23.40	23.48	22.63
		2639(41080)	23.31	23.33	22.53
		2593 (40620)	23.45	23.49	22.66
		2547(40160)	23.38	23.43	22.67
		2501 (39700)	23.27	23.31	22.53
	25RB-Middle (12)	2685 (41540)	23.48	23.50	22.72
		2639(41080)	23.42	23.43	22.67
		2593 (40620)	23.56	23.63	22.80
		2547(40160)	23.44	23.44	22.63
		2501 (39700)	23.30	23.36	22.57
	25RB-Low (0)	2685 (41540)	23.44	23.50	22.64
		2639(41080)	23.36	23.42	22.60
		2593 (40620)	23.54	23.57	22.75
		2547(40160)	23.42	23.47	22.62
		2501 (39700)	23.38	23.44	22.65
50RB (0)	2685 (41540)	23.48	23.52	22.68	
	2639(41080)	23.39	23.41	22.65	
	2593 (40620)	23.60	23.59	22.71	
	2547(40160)	23.41	23.48	22.59	
	2501 (39700)	23.32	23.37	22.48	

15MHz	1RB-High (74)	2682.5 (41515)	23.13	23.50	23.47
		2637.8(41068)	23.08	23.46	23.41
		2593 (40620)	23.18	23.53	23.44
		2548.3(40173)	23.24	23.61	23.48
		2503.5 (39725)	22.95	23.30	23.26
	1RB-Middle (37)	2682.5 (41515)	23.11	23.48	23.47
		2637.8(41068)	23.05	23.41	23.38
		2593 (40620)	23.19	23.59	23.48
		2548.3(40173)	23.12	23.54	23.43
		2503.5 (39725)	23.01	23.36	23.37
	1RB-Low (0)	2682.5 (41515)	23.24	23.64	23.59
		2637.8(41068)	23.18	23.59	23.54
		2593 (40620)	23.33	23.69	23.64
		2548.3(40173)	23.17	23.54	23.45
		2503.5 (39725)	23.10	23.50	23.46
	36RB-High (38)	2682.5 (41515)	23.28	23.30	22.57
		2637.8(41068)	23.20	23.23	22.43
		2593 (40620)	23.30	23.34	22.56
		2548.3(40173)	23.34	23.34	22.58
		2503.5 (39725)	23.08	23.08	22.37
	36RB-Middle (19)	2682.5 (41515)	23.27	23.33	22.58
		2637.8(41068)	23.25	23.28	22.53
		2593 (40620)	23.41	23.42	22.67
		2548.3(40173)	23.31	23.40	22.61
		2503.5 (39725)	23.17	23.15	22.39
	36RB-Low (0)	2682.5 (41515)	23.29	23.32	22.56
		2637.8(41068)	23.32	23.33	22.60
		2593 (40620)	23.41	23.49	22.68
		2548.3(40173)	23.28	23.31	22.58
		2503.5 (39725)	23.25	23.23	22.48
75RB (0)	2682.5 (41515)	23.28	23.37	22.61	
	2637.8(41068)	23.25	23.30	22.55	
	2593 (40620)	23.37	23.47	22.71	
	2548.3(40173)	23.29	23.41	22.67	
	2503.5 (39725)	23.14	23.16	22.40	

20MHz	1RB-High (99)	2680 (41490)	23.07	23.51	23.46
		2636.5(41055)	23.09	23.44	23.38
		2593 (40620)	23.16	23.53	23.44
		2549.5(40185)	23.16	23.57	23.48
		2506 (39750)	22.94	23.30	23.24
	1RB-Middle (50)	2680 (41490)	23.05	23.40	23.41
		2636.5(41055)	23.05	23.40	23.38
		2593 (40620)	23.15	23.53	23.44
		2549.5(40185)	23.15	23.52	23.42
		2506 (39750)	22.95	23.30	23.24
	1RB-Low (0)	2680 (41490)	23.24	23.67	23.62
		2636.5(41055)	23.24	23.58	23.54
		2593 (40620)	23.37	23.78	23.68
		2549.5(40185)	23.08	23.40	23.35
		2506 (39750)	23.12	23.46	23.46
	50RB-High (50)	2680 (41490)	23.27	23.33	22.52
		2636.5(41055)	23.16	23.24	22.37
		2593 (40620)	23.27	23.32	22.52
		2549.5(40185)	23.32	23.33	22.55
		2506 (39750)	23.05	23.12	22.31
	50RB-Middle (25)	2680 (41490)	23.32	23.37	22.58
		2636.5(41055)	23.28	23.34	22.52
		2593 (40620)	23.42	23.46	22.65
		2549.5(40185)	23.25	23.33	22.50
		2506 (39750)	23.14	23.19	22.35
	50RB-Low (0)	2680 (41490)	23.29	23.36	22.56
		2636.5(41055)	23.29	23.37	22.50
		2593 (40620)	23.47	23.53	22.67
		2549.5(40185)	23.33	23.34	22.53
		2506 (39750)	23.23	23.27	22.47
100RB (0)	2680 (41490)	23.30	23.40	22.66	
	2636.5(41055)	23.32	23.33	22.61	
	2593 (40620)	23.42	23.46	22.73	
	2549.5(40185)	23.30	23.32	22.60	
	2506 (39750)	23.14	23.16	22.43	

LTE Band38 (ANT1 DSI3/8)

5MHz	1RB-High (24)	2617.5 (38225)	21.41	21.95	21.36	
		2595 (38000)	21.54	21.66	20.89	
		2572.5 (37775)	21.16	21.50	20.47	
	1RB-Middle (12)	2617.5 (38225)	21.40	21.89	21.01	
		2595 (38000)	21.53	21.62	20.77	
		2572.5 (37775)	21.13	21.17	20.28	
	1RB-Low (0)	2617.5 (38225)	21.42	21.85	21.29	
		2595 (38000)	21.50	21.57	20.83	
		2572.5 (37775)	21.17	21.28	20.37	
	12RB-High (13)	2617.5 (38225)	21.38	21.27	20.50	
		2595 (38000)	21.51	20.85	20.11	
		2572.5 (37775)	21.20	20.53	19.77	
	12RB-Middle (6)	2617.5 (38225)	21.31	21.23	20.36	
		2595 (38000)	21.58	20.97	20.18	
		2572.5 (37775)	21.14	20.54	19.77	
	12RB-Low (0)	2617.5 (38225)	21.32	21.21	20.50	
		2595 (38000)	21.61	20.87	20.18	
		2572.5 (37775)	21.20	20.58	19.75	
	25RB (0)	2617.5 (38225)	21.36	21.33	20.42	
		2595 (38000)	21.48	20.90	19.97	
		2572.5 (37775)	21.16	20.61	19.72	
	10MHz	1RB-High (49)	2615 (38200)	21.51	21.84	21.20
			2595 (38000)	21.57	21.57	20.88
			2575 (37800)	21.19	21.27	20.35
1RB-Middle (24)		2615 (38200)	21.50	21.78	21.18	
		2595 (38000)	21.43	21.54	20.79	
		2575 (37800)	21.09	21.25	20.30	
1RB-Low (0)		2615 (38200)	21.51	21.82	21.15	
		2595 (38000)	21.47	21.56	20.78	
		2575 (37800)	21.12	21.24	20.29	
25RB-High (25)		2615 (38200)	21.52	21.29	20.37	
		2595 (38000)	21.52	20.94	20.10	
		2575 (37800)	21.25	20.60	19.81	
25RB-Middle (12)		2615 (38200)	21.45	21.32	20.43	
		2595 (38000)	21.52	20.98	20.12	
		2575 (37800)	21.24	20.70	19.79	
25RB-Low (0)		2615 (38200)	21.51	21.29	20.34	
		2595 (38000)	21.54	21.05	20.09	
		2575 (37800)	21.21	20.70	19.75	
50RB (0)		2615 (38200)	21.51	21.34	20.40	
		2595 (38000)	21.54	21.01	20.03	
		2575 (37800)	21.29	20.70	19.79	

15MHz	1RB-High (74)	2612.5 (38175)	21.38	21.86	21.31	
		2595 (38000)	21.42	21.66	21.04	
		2577.5 (37825)	21.24	21.34	20.44	
	1RB-Middle (37)	2612.5 (38175)	21.32	21.80	21.21	
		2595 (38000)	21.35	21.57	20.77	
		2577.5 (37825)	21.07	21.25	20.27	
	1RB-Low (0)	2612.5 (38175)	21.34	21.80	21.19	
		2595 (38000)	21.35	21.45	20.65	
		2577.5 (37825)	21.05	21.19	20.24	
	36RB-High (38)	2612.5 (38175)	21.40	21.19	20.34	
		2595 (38000)	21.39	20.82	19.99	
		2577.5 (37825)	21.19	20.58	19.77	
	36RB-Middle (19)	2612.5 (38175)	21.41	21.19	20.35	
		2595 (38000)	21.41	20.83	20.00	
		2577.5 (37825)	21.19	20.57	19.75	
	36RB-Low (0)	2612.5 (38175)	21.42	21.09	20.27	
		2595 (38000)	21.42	20.79	20.00	
		2577.5 (37825)	21.14	20.51	19.67	
	75RB (0)	2612.5 (38175)	21.38	21.20	20.28	
		2595 (38000)	21.35	20.84	19.97	
		2577.5 (37825)	21.17	20.62	19.73	
	20MHz	1RB-High (99)	2610 (38150)	21.72	21.81	21.29
			2595 (38000)	21.53	21.66	21.05
			2580 (37850)	21.24	21.46	20.59
1RB-Middle (50)		2610 (38150)	21.68	21.74	21.15	
		2595 (38000)	21.47	21.57	20.79	
		2580 (37850)	21.19	21.25	20.41	
1RB-Low (0)		2610 (38150)	21.58	21.69	21.06	
		2595 (38000)	21.36	21.47	20.58	
		2580 (37850)	21.09	21.22	20.25	
50RB-High (50)		2610 (38150)	21.64	21.09	20.17	
		2595 (38000)	21.46	20.93	20.01	
		2580 (37850)	21.28	20.69	19.79	
50RB-Middle (25)		2610 (38150)	21.73	21.17	20.23	
		2595 (38000)	21.41	20.87	19.94	
		2580 (37850)	21.26	20.70	19.78	
50RB-Low (0)		2610 (38150)	21.64	21.13	20.18	
		2595 (38000)	21.38	20.86	19.92	
		2580 (37850)	21.18	20.60	19.72	
100RB (0)		2610 (38150)	21.68	21.16	20.27	
		2595 (38000)	21.41	20.87	20.03	
		2580 (37850)	21.24	20.65	19.87	

LTE Band38 (ANT1 DSI13)

5MHz	1RB-High (24)	2617.5 (38225)	20.47	20.88	20.98	
		2595 (38000)	20.56	20.62	20.65	
		2572.5 (37775)	20.19	20.28	20.18	
	1RB-Middle (12)	2617.5 (38225)	20.51	20.83	20.76	
		2595 (38000)	20.76	20.61	20.47	
		2572.5 (37775)	20.21	20.21	20.02	
	1RB-Low (0)	2617.5 (38225)	20.49	20.89	20.94	
		2595 (38000)	20.50	20.63	20.64	
		2572.5 (37775)	20.16	20.25	20.16	
	12RB-High (13)	2617.5 (38225)	20.48	20.80	20.01	
		2595 (38000)	20.49	20.44	19.64	
		2572.5 (37775)	20.19	20.19	19.33	
	12RB-Middle (6)	2617.5 (38225)	20.57	20.85	20.05	
		2595 (38000)	20.58	20.54	19.72	
		2572.5 (37775)	20.19	20.14	19.26	
	12RB-Low (0)	2617.5 (38225)	20.56	20.79	20.00	
		2595 (38000)	20.59	20.50	19.74	
		2572.5 (37775)	20.17	20.12	19.29	
	25RB (0)	2617.5 (38225)	20.50	20.87	19.91	
		2595 (38000)	20.50	20.49	19.52	
		2572.5 (37775)	20.21	20.22	19.26	
	10MHz	1RB-High (49)	2615 (38200)	20.48	20.86	20.84
			2595 (38000)	20.59	20.60	20.71
			2575 (37800)	20.23	20.26	20.23
1RB-Middle (24)		2615 (38200)	20.51	20.77	20.98	
		2595 (38000)	20.47	20.51	20.69	
		2575 (37800)	20.12	20.19	20.05	
1RB-Low (0)		2615 (38200)	20.52	20.81	20.99	
		2595 (38000)	20.47	20.55	20.52	
		2575 (37800)	20.12	20.25	20.13	
25RB-High (25)		2615 (38200)	20.48	20.29	20.23	
		2595 (38000)	20.51	19.99	19.93	
		2575 (37800)	20.25	19.66	19.59	
25RB-Middle (12)		2615 (38200)	20.48	20.33	20.28	
		2595 (38000)	20.48	19.97	19.95	
		2575 (37800)	20.27	19.69	19.64	
25RB-Low (0)		2615 (38200)	20.51	20.28	20.19	
		2595 (38000)	20.52	20.00	19.92	
		2575 (37800)	20.20	19.70	19.59	
50RB (0)		2615 (38200)	20.47	20.35	20.25	
		2595 (38000)	20.51	19.95	19.88	
		2575 (37800)	20.25	19.69	19.63	

15MHz	1RB-High (74)	2612.5 (38175)	20.37	20.81	20.29	
		2595 (38000)	20.47	20.63	19.91	
		2577.5 (37825)	20.21	20.30	19.39	
	1RB-Middle (37)	2612.5 (38175)	20.34	20.80	20.18	
		2595 (38000)	20.39	20.53	19.73	
		2577.5 (37825)	20.13	20.21	19.28	
	1RB-Low (0)	2612.5 (38175)	20.36	20.77	20.13	
		2595 (38000)	20.30	20.47	20.50	
		2577.5 (37825)	20.06	20.19	20.08	
	36RB-High (38)	2612.5 (38175)	20.39	20.09	20.13	
		2595 (38000)	20.40	19.83	19.84	
		2577.5 (37825)	20.17	19.56	19.61	
	36RB-Middle (19)	2612.5 (38175)	20.37	20.18	20.17	
		2595 (38000)	20.41	19.86	19.83	
		2577.5 (37825)	20.18	19.65	19.61	
	36RB-Low (0)	2612.5 (38175)	20.41	20.05	20.12	
		2595 (38000)	20.41	19.80	19.82	
		2577.5 (37825)	20.09	19.49	19.50	
	75RB (0)	2612.5 (38175)	20.37	20.15	20.09	
		2595 (38000)	20.35	19.84	19.82	
		2577.5 (37825)	20.17	19.60	19.59	
	20MHz	1RB-High (99)	2610 (38150)	20.63	20.76	20.81
			2595 (38000)	20.50	20.61	20.59
			2580 (37850)	20.31	20.39	20.31
1RB-Middle (50)		2610 (38150)	20.67	20.68	20.70	
		2595 (38000)	20.47	20.51	20.40	
		2580 (37850)	20.19	20.26	20.13	
1RB-Low (0)		2610 (38150)	20.55	20.68	20.61	
		2595 (38000)	20.29	20.43	20.27	
		2580 (37850)	20.08	20.21	19.99	
50RB-High (50)		2610 (38150)	20.67	20.68	19.70	
		2595 (38000)	20.46	20.46	19.55	
		2580 (37850)	20.23	20.30	19.34	
50RB-Middle (25)		2610 (38150)	20.71	20.78	19.74	
		2595 (38000)	20.44	20.46	19.51	
		2580 (37850)	20.28	20.30	19.31	
50RB-Low (0)		2610 (38150)	20.70	20.69	19.72	
		2595 (38000)	20.39	20.42	19.46	
		2580 (37850)	20.19	20.18	19.23	
100RB (0)		2610 (38150)	20.67	20.75	19.89	
		2595 (38000)	20.44	20.43	19.56	
		2580 (37850)	20.24	20.25	19.38	

LTE Band41 PC3 (ANT1 DSI3/8/13)

5MHz	1RB-High (24)	2687.5 (41565)	21.28	20.28	19.67
		2640.3(41093)	21.23	20.34	19.49
		2593 (40620)	21.60	20.75	20.02
		2545.8(40148)	21.57	20.60	19.99
		2498.5 (39675)	21.39	20.77	19.97
	1RB-Middle (12)	2687.5 (41565)	21.45	20.33	19.62
		2640.3(41093)	21.24	20.36	19.65
		2593 (40620)	21.76	20.71	19.95
		2545.8(40148)	21.79	20.68	19.95
		2498.5 (39675)	21.39	20.48	19.77
	1RB-Low (0)	2687.5 (41565)	21.16	20.36	19.63
		2640.3(41093)	21.21	20.37	19.52
		2593 (40620)	21.47	20.68	19.95
		2545.8(40148)	21.53	20.67	19.97
		2498.5 (39675)	21.32	20.39	19.82
	12RB-High (13)	2687.5 (41565)	20.28	19.21	18.67
		2640.3(41093)	20.31	19.31	18.70
		2593 (40620)	20.54	19.50	18.90
		2545.8(40148)	20.54	19.50	18.95
		2498.5 (39675)	20.45	19.37	18.87
	12RB-Middle (6)	2687.5 (41565)	20.33	19.29	18.72
		2640.3(41093)	20.33	19.27	18.72
		2593 (40620)	20.53	19.55	18.98
		2545.8(40148)	20.60	19.61	19.03
		2498.5 (39675)	20.41	19.44	18.84
	12RB-Low (0)	2687.5 (41565)	20.25	19.20	18.72
		2640.3(41093)	20.32	19.32	18.78
		2593 (40620)	20.60	19.50	19.01
2545.8(40148)		20.59	19.53	19.02	
2498.5 (39675)		20.36	19.38	18.76	
25RB (0)	2687.5 (41565)	20.28	19.31	18.68	
	2640.3(41093)	20.26	19.31	18.72	
	2593 (40620)	20.53	19.58	18.90	
	2545.8(40148)	20.63	19.66	19.01	
	2498.5 (39675)	20.39	19.44	18.78	

10MHz	1RB-High (49)	2685 (41540)	21.20	20.28	19.53
		2639(41080)	21.19	20.25	19.50
		2593 (40620)	21.57	20.58	19.92
		2547(40160)	21.45	20.59	19.83
		2501 (39700)	21.54	20.55	19.91
	1RB-Middle (24)	2685 (41540)	21.24	20.31	19.49
		2639(41080)	21.21	20.26	19.55
		2593 (40620)	21.51	20.61	19.93
		2547(40160)	21.51	20.66	19.86
		2501 (39700)	21.35	20.50	19.78
	1RB-Low (0)	2685 (41540)	21.28	20.38	19.61
		2639(41080)	21.42	20.42	19.74
		2593 (40620)	21.58	20.68	19.93
		2547(40160)	21.61	20.69	19.98
		2501 (39700)	21.35	20.40	19.74
	25RB-High (25)	2685 (41540)	20.30	19.31	18.68
		2639(41080)	20.20	19.28	18.62
		2593 (40620)	20.57	19.54	18.98
		2547(40160)	20.53	19.53	18.96
		2501 (39700)	20.44	19.45	18.87
	25RB-Middle (12)	2685 (41540)	20.33	19.33	18.74
		2639(41080)	20.33	19.40	18.76
		2593 (40620)	20.58	19.59	18.92
		2547(40160)	20.58	19.60	18.96
		2501 (39700)	20.41	19.48	18.82
25RB-Low (0)	2685 (41540)	20.27	19.31	18.69	
	2639(41080)	20.32	19.37	18.75	
	2593 (40620)	20.56	19.62	18.95	
	2547(40160)	20.60	19.66	18.95	
	2501 (39700)	20.42	19.44	18.85	
50RB (0)	2685 (41540)	20.20	19.38	18.71	
	2639(41080)	20.36	19.36	18.73	
	2593 (40620)	20.56	19.63	18.96	
	2547(40160)	20.58	19.59	18.95	
	2501 (39700)	20.37	19.46	18.80	

15MHz	1RB-High (74)	2682.5 (41515)	21.06	20.13	19.85
		2637.8(41068)	20.98	20.10	19.87
		2593 (40620)	21.42	20.52	19.63
		2548.3(40173)	21.37	20.47	19.01
		2503.5 (39725)	21.44	20.52	19.08
	1RB-Middle (37)	2682.5 (41515)	21.04	20.10	19.89
		2637.8(41068)	21.06	20.10	19.94
		2593 (40620)	21.36	20.45	20.16
		2548.3(40173)	21.34	20.50	19.05
		2503.5 (39725)	21.31	20.42	19.01
	1RB-Low (0)	2682.5 (41515)	21.09	20.22	19.92
		2637.8(41068)	21.19	20.27	19.57
		2593 (40620)	21.38	20.52	19.63
		2548.3(40173)	21.45	20.64	19.16
		2503.5 (39725)	21.21	20.24	18.84
	36RB-High (38)	2682.5 (41515)	20.12	19.12	19.13
		2637.8(41068)	20.04	19.01	19.02
		2593 (40620)	20.40	19.35	18.96
		2548.3(40173)	20.38	19.40	18.37
		2503.5 (39725)	20.41	19.41	18.39
	36RB-Middle (19)	2682.5 (41515)	20.16	19.11	19.13
		2637.8(41068)	20.13	19.11	19.11
		2593 (40620)	20.34	19.39	18.11
		2548.3(40173)	20.48	19.53	18.46
		2503.5 (39725)	20.31	19.34	18.34
36RB-Low (0)	2682.5 (41515)	20.15	19.09	19.09	
	2637.8(41068)	20.21	19.21	19.20	
	2593 (40620)	20.44	19.46	18.96	
	2548.3(40173)	20.51	19.53	18.51	
	2503.5 (39725)	20.31	19.34	18.29	
75RB (0)	2682.5 (41515)	20.14	19.18	19.15	
	2637.8(41068)	20.17	19.18	19.17	
	2593 (40620)	20.39	19.43	18.76	
	2548.3(40173)	20.44	19.45	18.40	
	2503.5 (39725)	20.38	19.42	18.37	

20MHz	1RB-High (99)	2680 (41490)	20.97	20.06	19.82
		2636.5(41055)	20.90	19.99	19.76
		2593 (40620)	21.25	20.39	18.91
		2549.5(40185)	21.16	20.32	18.79
		2506 (39750)	21.31	20.45	18.98
	1RB-Middle (50)	2680 (41490)	20.91	19.99	19.78
		2636.5(41055)	20.96	19.99	19.77
		2593 (40620)	21.25	20.33	18.81
		2549.5(40185)	21.30	20.36	18.95
		2506 (39750)	21.27	20.30	18.87
	1RB-Low (0)	2680 (41490)	21.02	20.14	19.92
		2636.5(41055)	21.16	20.29	20.05
		2593 (40620)	21.35	20.46	19.04
		2549.5(40185)	21.39	20.50	19.04
		2506 (39750)	21.03	20.13	18.71
	50RB-High (50)	2680 (41490)	20.01	19.03	18.99
		2636.5(41055)	19.91	18.97	18.90
		2593 (40620)	20.33	19.32	18.28
		2549.5(40185)	20.29	19.33	18.32
		2506 (39750)	20.35	19.40	18.40
	50RB-Middle (25)	2680 (41490)	20.05	19.07	19.00
		2636.5(41055)	20.09	19.11	19.07
		2593 (40620)	20.32	19.36	18.36
		2549.5(40185)	20.41	19.46	18.47
		2506 (39750)	20.36	19.39	18.41
	50RB-Low (0)	2680 (41490)	20.07	19.11	19.01
		2636.5(41055)	20.19	19.17	19.10
		2593 (40620)	20.39	19.44	18.41
		2549.5(40185)	20.43	19.47	18.45
		2506 (39750)	20.23	19.30	18.28
100RB (0)	2680 (41490)	20.04	19.10	19.12	
	2636.5(41055)	20.14	19.11	19.16	
	2593 (40620)	20.31	19.33	18.26	
	2549.5(40185)	20.42	19.47	18.47	
	2506 (39750)	20.29	19.34	18.34	

LTE Band41 PC2 (ANT1 DSI3/8)

5MHz	1RB-High (24)	2687.5 (41565)	23.05	22.11	21.44
		2640.3(41093)	23.04	22.11	21.47
		2593 (40620)	23.41	22.59	21.73
		2545.8(40148)	23.46	22.67	21.79
		2498.5 (39675)	23.42	22.40	21.83
	1RB-Middle (12)	2687.5 (41565)	23.02	22.07	21.32
		2640.3(41093)	23.00	22.13	21.29
		2593 (40620)	23.36	22.49	21.58
		2545.8(40148)	23.59	22.74	21.67
		2498.5 (39675)	23.35	22.34	21.63
	1RB-Low (0)	2687.5 (41565)	22.98	22.15	21.38
		2640.3(41093)	23.07	22.10	21.45
		2593 (40620)	23.36	22.55	21.69
		2545.8(40148)	23.43	22.69	21.78
		2498.5 (39675)	23.27	22.30	21.77
	12RB-High (13)	2687.5 (41565)	22.09	21.03	20.26
		2640.3(41093)	22.13	21.17	20.29
		2593 (40620)	22.38	21.37	20.51
		2545.8(40148)	22.38	21.35	20.53
		2498.5 (39675)	22.42	21.39	20.49
	12RB-Middle (6)	2687.5 (41565)	22.09	21.11	20.27
		2640.3(41093)	22.13	21.15	20.29
		2593 (40620)	22.41	21.38	20.54
		2545.8(40148)	22.51	21.63	20.66
		2498.5 (39675)	22.40	21.38	20.55
	12RB-Low (0)	2687.5 (41565)	22.09	21.12	20.27
		2640.3(41093)	22.12	21.08	20.29
		2593 (40620)	22.49	21.53	20.60
		2545.8(40148)	22.51	21.60	20.65
		2498.5 (39675)	22.32	21.28	20.46
25RB (0)	2687.5 (41565)	22.10	21.12	20.22	
	2640.3(41093)	22.06	21.16	20.24	
	2593 (40620)	22.37	21.43	20.49	
	2545.8(40148)	22.47	21.52	20.59	
	2498.5 (39675)	22.33	21.40	20.45	

10MHz	1RB-High (49)	2685 (41540)	22.95	22.31	21.31
		2639(41080)	23.04	22.30	20.28
		2593 (40620)	23.46	22.70	20.58
		2547(40160)	23.30	22.64	20.56
		2501 (39700)	23.34	22.68	20.73
	1RB-Middle (24)	2685 (41540)	23.01	22.17	21.33
		2639(41080)	23.07	22.29	20.45
		2593 (40620)	23.49	22.65	20.65
		2547(40160)	23.40	22.69	20.77
		2501 (39700)	23.17	22.48	20.83
	1RB-Low (0)	2685 (41540)	23.11	22.44	21.37
		2639(41080)	23.17	22.52	20.49
		2593 (40620)	23.43	22.75	20.68
		2547(40160)	23.51	22.82	20.79
		2501 (39700)	23.15	22.52	20.64
	25RB-High (25)	2685 (41540)	22.15	21.19	20.29
		2639(41080)	22.13	21.20	19.40
		2593 (40620)	22.45	21.53	19.70
		2547(40160)	22.42	21.46	19.71
		2501 (39700)	22.37	21.43	19.70
	25RB-Middle (12)	2685 (41540)	22.16	21.24	20.32
		2639(41080)	22.21	21.30	19.55
		2593 (40620)	22.47	21.50	19.72
		2547(40160)	22.51	21.47	19.74
		2501 (39700)	22.32	21.42	19.64
	25RB-Low (0)	2685 (41540)	22.12	21.20	20.25
		2639(41080)	22.23	21.30	19.53
		2593 (40620)	22.48	21.54	19.80
		2547(40160)	22.53	21.56	19.77
		2501 (39700)	22.33	21.44	19.62
50RB (0)	2685 (41540)	22.16	21.27	20.28	
	2639(41080)	22.27	21.32	19.48	
	2593 (40620)	22.44	21.53	19.65	
	2547(40160)	22.45	21.49	19.70	
	2501 (39700)	22.35	21.43	19.62	

15MHz	1RB-High (74)	2682.5 (41515)	22.83	22.21	21.25
		2637.8(41068)	22.82	22.23	21.28
		2593 (40620)	23.23	22.58	21.61
		2548.3(40173)	23.17	22.55	21.51
		2503.5 (39725)	23.24	22.69	20.61
	1RB-Middle (37)	2682.5 (41515)	22.75	22.19	21.27
		2637.8(41068)	22.84	22.25	21.28
		2593 (40620)	23.16	22.52	21.55
		2548.3(40173)	23.17	22.59	21.54
		2503.5 (39725)	23.05	22.58	20.53
	1RB-Low (0)	2682.5 (41515)	22.86	22.30	21.35
		2637.8(41068)	23.01	22.42	21.51
		2593 (40620)	23.24	22.61	21.60
		2548.3(40173)	23.27	22.70	21.71
		2503.5 (39725)	22.89	22.43	20.38
	36RB-High (38)	2682.5 (41515)	22.00	20.99	20.14
		2637.8(41068)	21.94	20.99	20.07
		2593 (40620)	22.33	21.31	20.43
		2548.3(40173)	22.33	21.30	20.46
		2503.5 (39725)	22.24	21.29	19.51
	36RB-Middle (19)	2682.5 (41515)	21.95	21.02	20.13
		2637.8(41068)	22.06	21.08	20.21
		2593 (40620)	22.30	21.33	20.46
		2548.3(40173)	22.39	21.41	20.52
		2503.5 (39725)	22.25	21.21	19.41
	36RB-Low (0)	2682.5 (41515)	21.98	21.04	20.16
		2637.8(41068)	22.13	21.13	20.27
		2593 (40620)	22.37	21.37	20.48
		2548.3(40173)	22.44	21.41	20.54
		2503.5 (39725)	22.20	21.20	19.40
75RB (0)	2682.5 (41515)	21.94	21.05	20.17	
	2637.8(41068)	22.04	21.13	20.22	
	2593 (40620)	22.33	21.32	20.47	
	2548.3(40173)	22.28	21.31	20.46	
	2503.5 (39725)	22.20	21.29	19.46	

20MHz	1RB-High (99)	2680 (41490)	22.85	22.24	21.28
		2636.5(41055)	22.80	22.23	21.31
		2593 (40620)	23.16	22.59	21.61
		2549.5(40185)	23.06	22.42	21.41
		2506 (39750)	23.21	22.72	21.88
	1RB-Middle (50)	2680 (41490)	22.76	22.17	21.20
		2636.5(41055)	22.88	22.31	21.33
		2593 (40620)	23.14	22.53	21.50
		2549.5(40185)	23.12	22.52	21.54
		2506 (39750)	23.08	22.60	21.78
	1RB-Low (0)	2680 (41490)	22.90	22.34	21.43
		2636.5(41055)	23.11	22.54	21.58
		2593 (40620)	23.24	22.59	21.62
		2549.5(40185)	23.27	22.65	21.69
		2506 (39750)	22.88	22.43	21.58
	50RB-High (50)	2680 (41490)	21.94	21.03	20.09
		2636.5(41055)	21.97	21.01	20.07
		2593 (40620)	22.31	21.35	20.42
		2549.5(40185)	22.26	21.32	20.35
		2506 (39750)	22.40	21.39	20.45
	50RB-Middle (25)	2680 (41490)	22.01	21.05	20.12
		2636.5(41055)	22.14	21.18	20.21
		2593 (40620)	22.34	21.36	20.42
		2549.5(40185)	22.37	21.48	20.44
		2506 (39750)	22.35	21.43	20.45
	50RB-Low (0)	2680 (41490)	22.03	21.08	20.16
		2636.5(41055)	22.17	21.22	20.30
		2593 (40620)	22.44	21.42	20.52
		2549.5(40185)	22.41	21.44	20.48
		2506 (39750)	22.24	21.30	20.34
100RB (0)	2680 (41490)	22.00	21.06	20.20	
	2636.5(41055)	22.09	21.16	20.32	
	2593 (40620)	22.32	21.34	20.50	
	2549.5(40185)	22.41	21.44	20.59	
	2506 (39750)	22.31	21.36	20.47	

LTE Band41 PC2 (ANT1 DSI13)

5MHz	1RB-High (24)	2687.5 (41565)	22.82	22.08	21.32
		2640.3(41093)	23.00	22.22	21.34
		2593 (40620)	23.34	22.64	21.62
		2545.8(40148)	23.36	22.67	21.69
		2498.5 (39675)	23.33	22.40	21.75
	1RB-Middle (12)	2687.5 (41565)	22.88	22.01	21.16
		2640.3(41093)	22.95	22.17	21.21
		2593 (40620)	23.27	22.51	21.52
		2545.8(40148)	23.46	22.55	21.59
		2498.5 (39675)	23.25	22.22	21.51
	1RB-Low (0)	2687.5 (41565)	22.90	22.04	21.26
		2640.3(41093)	22.96	22.13	21.33
		2593 (40620)	23.27	22.54	21.59
		2545.8(40148)	23.37	22.54	21.67
		2498.5 (39675)	23.21	22.29	21.69
	12RB-High (13)	2687.5 (41565)	22.11	21.15	20.11
		2640.3(41093)	22.14	21.20	20.13
		2593 (40620)	22.44	21.48	20.35
		2545.8(40148)	22.44	21.54	20.42
		2498.5 (39675)	22.41	21.38	20.43
	12RB-Middle (6)	2687.5 (41565)	22.10	21.21	20.11
		2640.3(41093)	22.11	21.14	20.16
		2593 (40620)	22.40	21.44	20.43
		2545.8(40148)	22.54	21.55	20.55
		2498.5 (39675)	22.36	21.44	20.41
	12RB-Low (0)	2687.5 (41565)	22.08	21.02	20.12
		2640.3(41093)	22.16	21.09	20.19
		2593 (40620)	22.50	21.54	20.48
		2545.8(40148)	22.51	21.46	20.51
		2498.5 (39675)	22.35	21.36	20.34
25RB (0)	2687.5 (41565)	22.07	21.16	20.08	
	2640.3(41093)	22.11	21.15	20.09	
	2593 (40620)	22.37	21.42	20.36	
	2545.8(40148)	22.46	21.54	20.47	
	2498.5 (39675)	22.34	21.40	20.30	

10MHz	1RB-High (49)	2685 (41540)	22.95	22.28	21.23
		2639(41080)	22.94	22.40	21.21
		2593 (40620)	23.32	22.64	21.53
		2547(40160)	23.31	22.71	21.48
		2501 (39700)	23.29	22.67	21.58
	1RB-Middle (24)	2685 (41540)	22.95	22.29	21.20
		2639(41080)	23.02	22.41	21.32
		2593 (40620)	23.41	22.69	21.54
		2547(40160)	23.39	22.71	21.59
		2501 (39700)	23.13	22.50	21.50
	1RB-Low (0)	2685 (41540)	23.05	22.46	21.30
		2639(41080)	23.18	22.52	21.43
		2593 (40620)	23.35	22.76	21.57
		2547(40160)	23.44	22.84	21.68
		2501 (39700)	23.12	22.52	21.42
	25RB-High (25)	2685 (41540)	22.16	21.21	20.20
		2639(41080)	22.19	21.22	20.18
		2593 (40620)	22.48	21.56	20.47
		2547(40160)	22.44	21.48	20.43
		2501 (39700)	22.39	21.41	20.34
	25RB-Middle (12)	2685 (41540)	22.21	21.28	20.22
		2639(41080)	22.27	21.33	20.25
		2593 (40620)	22.49	21.55	20.43
		2547(40160)	22.49	21.52	20.42
		2501 (39700)	22.34	21.42	20.35
	25RB-Low (0)	2685 (41540)	22.15	21.25	20.16
		2639(41080)	22.26	21.31	20.24
		2593 (40620)	22.51	21.54	20.46
		2547(40160)	22.47	21.54	20.47
		2501 (39700)	22.38	21.42	20.33
50RB (0)	2685 (41540)	22.19	21.24	20.19	
	2639(41080)	22.30	21.38	20.24	
	2593 (40620)	22.46	21.48	20.44	
	2547(40160)	22.46	21.51	20.42	
	2501 (39700)	22.34	21.43	20.31	

15MHz	1RB-High (74)	2682.5 (41515)	22.71	22.19	21.15
		2637.8(41068)	22.69	22.24	21.18
		2593 (40620)	23.17	22.57	21.51
		2548.3(40173)	23.14	22.58	21.41
		2503.5 (39725)	23.13	22.73	21.81
	1RB-Middle (37)	2682.5 (41515)	22.66	22.21	21.09
		2637.8(41068)	22.77	22.19	21.22
		2593 (40620)	23.07	22.55	21.44
		2548.3(40173)	23.11	22.55	21.44
		2503.5 (39725)	22.95	22.55	21.63
	1RB-Low (0)	2682.5 (41515)	22.76	22.31	21.24
		2637.8(41068)	22.95	22.48	21.36
		2593 (40620)	23.16	22.60	21.46
		2548.3(40173)	23.18	22.71	21.61
		2503.5 (39725)	22.87	22.43	21.53
	36RB-High (38)	2682.5 (41515)	21.98	21.03	19.99
		2637.8(41068)	21.98	20.95	19.92
		2593 (40620)	22.36	21.30	20.31
		2548.3(40173)	22.31	21.32	20.26
		2503.5 (39725)	22.33	21.34	20.29
	36RB-Middle (19)	2682.5 (41515)	22.01	21.04	20.01
		2637.8(41068)	22.08	21.06	20.04
		2593 (40620)	22.31	21.31	20.29
		2548.3(40173)	22.43	21.38	20.35
		2503.5 (39725)	22.27	21.27	20.24
	36RB-Low (0)	2682.5 (41515)	22.01	21.06	20.02
		2637.8(41068)	22.15	21.17	20.10
		2593 (40620)	22.39	21.39	20.36
		2548.3(40173)	22.44	21.43	20.40
		2503.5 (39725)	22.25	21.24	20.20
75RB (0)	2682.5 (41515)	21.98	21.06	20.01	
	2637.8(41068)	22.09	21.14	20.08	
	2593 (40620)	22.35	21.34	20.29	
	2548.3(40173)	22.31	21.38	20.32	
	2503.5 (39725)	22.25	21.31	20.25	

20MHz	1RB-High (99)	2680 (41490)	22.89	22.31	21.23
		2636.5(41055)	22.88	22.34	21.26
		2593 (40620)	23.24	22.67	21.55
		2549.5(40185)	23.11	22.54	21.36
		2506 (39750)	23.26	22.82	21.84
	1RB-Middle (50)	2680 (41490)	22.84	22.25	21.18
		2636.5(41055)	22.95	22.37	21.27
		2593 (40620)	23.18	22.56	21.43
		2549.5(40185)	23.19	22.59	21.43
		2506 (39750)	23.13	22.69	21.69
	1RB-Low (0)	2680 (41490)	22.98	22.42	21.37
		2636.5(41055)	23.16	22.64	21.51
		2593 (40620)	23.30	22.70	21.53
		2549.5(40185)	23.32	22.79	21.64
		2506 (39750)	22.93	22.54	21.54
	50RB-High (50)	2680 (41490)	22.15	21.14	20.03
		2636.5(41055)	22.11	21.11	20.01
		2593 (40620)	22.47	21.50	20.38
		2549.5(40185)	22.40	21.42	20.30
		2506 (39750)	22.47	21.48	20.38
	50RB-Middle (25)	2680 (41490)	22.17	21.18	20.08
		2636.5(41055)	22.27	21.28	20.14
		2593 (40620)	22.43	21.44	20.33
		2549.5(40185)	22.51	21.56	20.41
		2506 (39750)	22.53	21.50	20.37
	50RB-Low (0)	2680 (41490)	22.21	21.22	20.08
		2636.5(41055)	22.36	21.32	20.23
		2593 (40620)	22.53	21.51	20.43
		2549.5(40185)	22.54	21.53	20.45
		2506 (39750)	22.38	21.39	20.28
100RB (0)	2680 (41490)	22.14	21.17	20.16	
	2636.5(41055)	22.26	21.23	20.24	
	2593 (40620)	22.48	21.43	20.41	
	2549.5(40185)	22.59	21.56	20.51	
	2506 (39750)	22.46	21.42	20.39	

LTE Band38 (ANT2 DSI3)

5MHz	1RB-High (24)	2617.5 (38225)	18.45	18.32	18.27	
		2595 (38000)	18.44	18.48	18.25	
		2572.5 (37775)	18.52	18.48	18.50	
	1RB-Middle (12)	2617.5 (38225)	18.47	18.32	17.94	
		2595 (38000)	18.45	18.43	18.31	
		2572.5 (37775)	18.67	18.41	18.09	
	1RB-Low (0)	2617.5 (38225)	18.50	18.31	18.31	
		2595 (38000)	18.51	18.53	18.43	
		2572.5 (37775)	18.49	18.44	18.42	
	12RB-High (13)	2617.5 (38225)	18.46	18.18	18.29	
		2595 (38000)	18.44	18.31	18.39	
		2572.5 (37775)	18.52	18.33	18.44	
	12RB-Middle (6)	2617.5 (38225)	18.54	18.23	18.34	
		2595 (38000)	18.56	18.38	18.47	
		2572.5 (37775)	18.52	18.36	18.47	
	12RB-Low (0)	2617.5 (38225)	18.54	18.22	18.37	
		2595 (38000)	18.51	18.39	18.48	
		2572.5 (37775)	18.52	18.32	18.44	
	25RB (0)	2617.5 (38225)	18.48	18.26	18.29	
		2595 (38000)	18.44	18.39	18.34	
		2572.5 (37775)	18.53	18.42	18.40	
	10MHz	1RB-High (49)	2615 (38200)	18.46	18.20	18.20
			2595 (38000)	18.40	18.39	18.33
			2575 (37800)	18.45	18.42	18.26
1RB-Middle (24)		2615 (38200)	18.46	18.28	18.13	
		2595 (38000)	18.45	18.44	18.39	
		2575 (37800)	18.50	18.45	18.30	
1RB-Low (0)		2615 (38200)	18.48	18.41	18.28	
		2595 (38000)	18.55	18.53	18.44	
		2575 (37800)	18.49	18.49	18.40	
25RB-High (25)		2615 (38200)	18.45	18.25	18.32	
		2595 (38000)	18.45	18.31	18.34	
		2575 (37800)	18.53	18.42	18.44	
25RB-Middle (12)		2615 (38200)	18.53	18.35	18.38	
		2595 (38000)	18.50	18.36	18.42	
		2575 (37800)	18.57	18.50	18.49	
25RB-Low (0)		2615 (38200)	18.56	18.35	18.34	
		2595 (38000)	18.56	18.49	18.48	
		2575 (37800)	18.53	18.47	18.44	
50RB (0)		2615 (38200)	18.47	18.36	18.31	
		2595 (38000)	18.46	18.41	18.40	
		2575 (37800)	18.57	18.45	18.47	

15MHz	1RB-High (74)	2612.5 (38175)	18.36	18.16	17.97	
		2595 (38000)	18.33	18.33	18.13	
		2577.5 (37825)	18.38	18.38	18.20	
	1RB-Middle (37)	2612.5 (38175)	18.35	18.22	18.12	
		2595 (38000)	18.33	18.34	18.18	
		2577.5 (37825)	18.39	18.37	18.25	
	1RB-Low (0)	2612.5 (38175)	18.33	18.30	18.14	
		2595 (38000)	18.48	18.42	18.26	
		2577.5 (37825)	18.44	18.41	18.25	
	36RB-High (38)	2612.5 (38175)	18.28	18.10	18.15	
		2595 (38000)	18.28	18.18	18.24	
		2577.5 (37825)	18.44	18.27	18.34	
	36RB-Middle (19)	2612.5 (38175)	18.39	18.19	18.25	
		2595 (38000)	18.41	18.23	18.31	
		2577.5 (37825)	18.48	18.34	18.40	
	36RB-Low (0)	2612.5 (38175)	18.45	18.20	18.23	
		2595 (38000)	18.47	18.30	18.35	
		2577.5 (37825)	18.45	18.26	18.38	
	75RB (0)	2612.5 (38175)	18.37	18.19	18.25	
		2595 (38000)	18.37	18.25	18.30	
		2577.5 (37825)	18.45	18.31	18.42	
	20MHz	1RB-High (99)	2610 (38150)	18.17	18.28	17.99
			2595 (38000)	18.25	18.37	18.05
			2580 (37850)	18.35	18.44	18.15
1RB-Middle (50)		2610 (38150)	18.29	18.36	17.98	
		2595 (38000)	18.32	18.44	18.06	
		2580 (37850)	18.48	18.56	18.24	
1RB-Low (0)		2610 (38150)	18.34	18.49	18.16	
		2595 (38000)	18.46	18.52	18.17	
		2580 (37850)	18.51	18.63	18.27	
50RB-High (50)		2610 (38150)	18.23	18.28	18.24	
		2595 (38000)	18.33	18.37	18.31	
		2580 (37850)	18.45	18.42	18.41	
50RB-Middle (25)		2610 (38150)	18.34	18.34	18.30	
		2595 (38000)	18.42	18.41	18.35	
		2580 (37850)	18.45	18.51	18.46	
50RB-Low (0)		2610 (38150)	18.33	18.38	18.29	
		2595 (38000)	18.42	18.43	18.36	
		2580 (37850)	18.55	18.56	18.54	
100RB (0)		2610 (38150)	18.32	18.32	18.29	
		2595 (38000)	18.37	18.43	18.42	
		2580 (37850)	18.48	18.49	18.48	

LTE Band38 (ANT2 DSI8)

5MHz	1RB-High (24)	2617.5 (38225)	17.95	17.91	17.67	
		2595 (38000)	17.93	18.03	17.81	
		2572.5 (37775)	17.95	18.04	17.92	
	1RB-Middle (12)	2617.5 (38225)	17.95	17.93	17.40	
		2595 (38000)	17.99	18.02	17.86	
		2572.5 (37775)	18.01	18.00	17.80	
	1RB-Low (0)	2617.5 (38225)	17.92	17.93	17.60	
		2595 (38000)	18.04	18.03	17.97	
		2572.5 (37775)	17.97	18.08	17.96	
	12RB-High (13)	2617.5 (38225)	17.92	17.77	17.78	
		2595 (38000)	17.90	17.83	17.87	
		2572.5 (37775)	17.99	17.91	17.92	
	12RB-Middle (6)	2617.5 (38225)	18.00	17.80	17.79	
		2595 (38000)	18.03	17.94	17.94	
		2572.5 (37775)	17.99	17.90	17.95	
	12RB-Low (0)	2617.5 (38225)	18.03	17.76	17.87	
		2595 (38000)	18.04	17.95	18.02	
		2572.5 (37775)	17.94	17.97	17.95	
	25RB (0)	2617.5 (38225)	17.92	17.82	17.79	
		2595 (38000)	17.94	17.94	17.81	
		2572.5 (37775)	18.01	17.93	17.91	
	10MHz	1RB-High (49)	2615 (38200)	17.99	17.80	17.66
			2595 (38000)	17.89	17.94	17.80
			2575 (37800)	17.91	18.01	17.83
1RB-Middle (24)		2615 (38200)	17.99	17.75	17.60	
		2595 (38000)	17.90	17.93	17.77	
		2575 (37800)	17.97	17.95	17.80	
1RB-Low (0)		2615 (38200)	17.97	17.94	17.74	
		2595 (38000)	18.06	18.06	17.89	
		2575 (37800)	18.02	18.02	17.87	
25RB-High (25)		2615 (38200)	17.95	17.82	17.80	
		2595 (38000)	17.92	17.85	17.86	
		2575 (37800)	18.06	17.97	17.93	
25RB-Middle (12)		2615 (38200)	18.00	17.88	17.81	
		2595 (38000)	17.97	17.92	17.90	
		2575 (37800)	18.09	18.05	18.03	
25RB-Low (0)		2615 (38200)	18.04	17.89	17.83	
		2595 (38000)	18.04	18.08	17.99	
		2575 (37800)	18.06	18.04	17.93	
50RB (0)		2615 (38200)	17.98	17.89	17.79	
		2595 (38000)	18.01	17.96	17.85	
		2575 (37800)	18.06	18.11	17.94	

15MHz	1RB-High (74)	2612.5 (38175)	17.94	17.78	17.52	
		2595 (38000)	17.75	17.90	17.60	
		2577.5 (37825)	17.89	18.00	17.72	
	1RB-Middle (37)	2612.5 (38175)	17.85	17.83	17.61	
		2595 (38000)	17.84	17.93	17.71	
		2577.5 (37825)	17.85	17.97	17.68	
	1RB-Low (0)	2612.5 (38175)	17.90	17.93	17.67	
		2595 (38000)	17.90	18.03	17.73	
		2577.5 (37825)	17.90	18.00	17.75	
	36RB-High (38)	2612.5 (38175)	17.80	17.72	17.70	
		2595 (38000)	17.81	17.77	17.80	
		2577.5 (37825)	17.92	17.90	17.90	
	36RB-Middle (19)	2612.5 (38175)	17.90	17.81	17.81	
		2595 (38000)	17.88	17.79	17.82	
		2577.5 (37825)	17.97	17.90	17.91	
	36RB-Low (0)	2612.5 (38175)	17.95	17.74	17.82	
		2595 (38000)	17.92	17.90	17.95	
		2577.5 (37825)	17.91	17.87	17.89	
	75RB (0)	2612.5 (38175)	17.84	17.77	17.80	
		2595 (38000)	17.85	17.84	17.83	
		2577.5 (37825)	17.93	17.90	17.93	
	20MHz	1RB-High (99)	2610 (38150)	17.65	17.77	17.45
			2595 (38000)	17.77	17.85	17.54
			2580 (37850)	17.81	17.98	17.62
		1RB-Middle (50)	2610 (38150)	17.76	17.89	17.54
			2595 (38000)	17.85	17.95	17.57
			2580 (37850)	17.95	18.08	17.80
1RB-Low (0)		2610 (38150)	17.87	17.99	17.68	
		2595 (38000)	17.90	18.05	17.76	
		2580 (37850)	18.03	18.09	17.78	
50RB-High (50)		2610 (38150)	17.74	17.77	17.73	
		2595 (38000)	17.82	17.85	17.81	
		2580 (37850)	17.89	17.96	17.88	
50RB-Middle (25)		2610 (38150)	17.85	17.87	17.81	
		2595 (38000)	17.88	17.89	17.87	
		2580 (37850)	17.97	18.01	17.91	
50RB-Low (0)		2610 (38150)	17.86	17.87	17.82	
		2595 (38000)	17.92	17.97	17.91	
		2580 (37850)	18.06	18.09	18.02	
100RB (0)		2610 (38150)	17.83	17.86	17.86	
		2595 (38000)	17.85	17.95	17.96	
		2580 (37850)	17.96	17.98	18.02	

LTE Band38 (ANT2 DSI13)

5MHz	1RB-High (24)	2617.5 (38225)	17.40	17.31	17.12	
		2595 (38000)	17.41	17.46	17.45	
		2572.5 (37775)	17.43	17.53	17.50	
	1RB-Middle (12)	2617.5 (38225)	17.39	17.31	17.25	
		2595 (38000)	17.45	17.43	17.40	
		2572.5 (37775)	17.46	17.38	17.18	
	1RB-Low (0)	2617.5 (38225)	17.37	17.30	17.36	
		2595 (38000)	17.45	17.48	17.57	
		2572.5 (37775)	17.43	17.49	17.45	
	12RB-High (13)	2617.5 (38225)	17.37	17.25	17.35	
		2595 (38000)	17.39	17.29	17.40	
		2572.5 (37775)	17.48	17.31	17.48	
	12RB-Middle (6)	2617.5 (38225)	17.47	17.24	17.37	
		2595 (38000)	17.45	17.38	17.50	
		2572.5 (37775)	17.43	17.38	17.49	
	12RB-Low (0)	2617.5 (38225)	17.48	17.26	17.39	
		2595 (38000)	17.52	17.34	17.54	
		2572.5 (37775)	17.48	17.33	17.50	
	25RB (0)	2617.5 (38225)	17.39	17.27	17.34	
		2595 (38000)	17.42	17.33	17.36	
		2572.5 (37775)	17.43	17.40	17.46	
	10MHz	1RB-High (49)	2615 (38200)	17.30	17.14	17.13
			2595 (38000)	17.25	17.31	17.21
			2575 (37800)	17.29	17.31	17.25
1RB-Middle (24)		2615 (38200)	17.31	17.06	17.12	
		2595 (38000)	17.31	17.22	17.26	
		2575 (37800)	17.24	17.25	17.28	
1RB-Low (0)		2615 (38200)	17.32	17.28	17.22	
		2595 (38000)	17.39	17.39	17.31	
		2575 (37800)	17.29	17.36	17.27	
25RB-High (25)		2615 (38200)	17.28	17.12	17.19	
		2595 (38000)	17.25	17.20	17.28	
		2575 (37800)	17.38	17.31	17.37	
25RB-Middle (12)		2615 (38200)	17.35	17.17	17.23	
		2595 (38000)	17.33	17.23	17.32	
		2575 (37800)	17.42	17.37	17.37	
25RB-Low (0)		2615 (38200)	17.40	17.20	17.31	
		2595 (38000)	17.41	17.36	17.39	
		2575 (37800)	17.38	17.36	17.39	
50RB (0)		2615 (38200)	17.34	17.21	17.27	
		2595 (38000)	17.31	17.30	17.31	
		2575 (37800)	17.41	17.40	17.41	

15MHz	1RB-High (74)	2612.5 (38175)	17.39	17.27	17.05	
		2595 (38000)	17.34	17.37	17.20	
		2577.5 (37825)	17.38	17.43	17.25	
	1RB-Middle (37)	2612.5 (38175)	17.38	17.31	17.13	
		2595 (38000)	17.41	17.43	17.30	
		2577.5 (37825)	17.40	17.43	17.31	
	1RB-Low (0)	2612.5 (38175)	17.36	17.41	17.24	
		2595 (38000)	17.44	17.51	17.32	
		2577.5 (37825)	17.41	17.49	17.33	
	36RB-High (38)	2612.5 (38175)	17.30	17.22	17.28	
		2595 (38000)	17.30	17.26	17.34	
		2577.5 (37825)	17.41	17.38	17.49	
	36RB-Middle (19)	2612.5 (38175)	17.37	17.27	17.36	
		2595 (38000)	17.38	17.31	17.42	
		2577.5 (37825)	17.47	17.38	17.50	
	36RB-Low (0)	2612.5 (38175)	17.44	17.24	17.37	
		2595 (38000)	17.46	17.37	17.50	
		2577.5 (37825)	17.41	17.39	17.50	
	75RB (0)	2612.5 (38175)	17.38	17.27	17.38	
		2595 (38000)	17.36	17.32	17.41	
		2577.5 (37825)	17.46	17.43	17.52	
	20MHz	1RB-High (99)	2610 (38150)	17.16	17.25	17.05
			2595 (38000)	17.29	17.37	17.03
			2580 (37850)	17.35	17.48	17.13
1RB-Middle (50)		2610 (38150)	17.25	17.42	17.13	
		2595 (38000)	17.34	17.41	17.07	
		2580 (37850)	17.47	17.58	17.26	
1RB-Low (0)		2610 (38150)	17.32	17.50	17.16	
		2595 (38000)	17.41	17.55	17.20	
		2580 (37850)	17.51	17.67	17.27	
50RB-High (50)		2610 (38150)	17.21	17.28	17.24	
		2595 (38000)	17.34	17.34	17.32	
		2580 (37850)	17.45	17.43	17.39	
50RB-Middle (25)		2610 (38150)	17.33	17.32	17.27	
		2595 (38000)	17.37	17.41	17.37	
		2580 (37850)	17.50	17.52	17.43	
50RB-Low (0)		2610 (38150)	17.33	17.36	17.31	
		2595 (38000)	17.39	17.43	17.40	
		2580 (37850)	17.58	17.56	17.50	
100RB (0)		2610 (38150)	17.28	17.34	17.35	
		2595 (38000)	17.35	17.42	16.97	
		2580 (37850)	17.45	17.50	17.49	

LTE Band41 PC3 (ANT2 DSI3)

5MHz	1RB-High (24)	2687.5 (41565)	17.91	17.82	17.89
		2640.3(41093)	17.99	17.94	18.02
		2593 (40620)	18.26	18.20	18.21
		2545.8(40148)	18.28	18.25	18.18
		2498.5 (39675)	18.45	18.46	18.42
	1RB-Middle (12)	2687.5 (41565)	17.90	17.77	17.86
		2640.3(41093)	17.93	18.09	17.87
		2593 (40620)	18.24	18.15	18.16
		2545.8(40148)	18.37	18.17	18.20
		2498.5 (39675)	18.60	18.36	18.40
	1RB-Low (0)	2687.5 (41565)	17.91	17.85	17.93
		2640.3(41093)	17.97	17.90	17.93
		2593 (40620)	18.26	18.20	18.16
		2545.8(40148)	18.24	18.15	18.23
		2498.5 (39675)	18.49	18.49	18.47
	12RB-High (13)	2687.5 (41565)	17.98	17.70	17.75
		2640.3(41093)	18.04	17.81	17.79
		2593 (40620)	18.24	17.92	18.05
		2545.8(40148)	18.31	18.07	18.06
		2498.5 (39675)	18.56	18.31	18.32
	12RB-Middle (6)	2687.5 (41565)	18.02	17.73	17.83
		2640.3(41093)	18.05	17.77	17.85
		2593 (40620)	18.35	18.12	18.14
		2545.8(40148)	18.32	18.10	18.13
		2498.5 (39675)	18.56	18.12	18.34
	12RB-Low (0)	2687.5 (41565)	18.01	17.79	17.80
		2640.3(41093)	18.05	17.70	17.87
		2593 (40620)	18.31	18.05	18.13
2545.8(40148)		18.38	18.03	18.16	
2498.5 (39675)		18.59	18.33	18.37	
25RB (0)	2687.5 (41565)	18.02	17.74	17.72	
	2640.3(41093)	18.01	17.76	17.75	
	2593 (40620)	18.23	18.00	17.99	
	2545.8(40148)	18.35	18.12	18.08	
	2498.5 (39675)	18.53	18.31	18.29	

10MHz	1RB-High (49)	2685 (41540)	17.87	17.89	17.80
		2639(41080)	17.97	17.90	17.85
		2593 (40620)	18.21	18.14	18.09
		2547(40160)	18.26	18.22	18.16
		2501 (39700)	18.42	18.47	18.37
	1RB-Middle (24)	2685 (41540)	17.86	17.87	17.91
		2639(41080)	18.01	17.89	17.91
		2593 (40620)	18.29	18.17	18.17
		2547(40160)	18.26	18.21	18.23
		2501 (39700)	18.55	18.38	18.43
	1RB-Low (0)	2685 (41540)	17.85	18.04	17.96
		2639(41080)	18.09	18.03	17.96
		2593 (40620)	18.29	18.37	18.26
		2547(40160)	18.36	18.31	18.27
		2501 (39700)	18.52	18.51	18.46
	25RB-High (25)	2685 (41540)	18.01	17.77	17.75
		2639(41080)	18.04	17.79	17.79
		2593 (40620)	18.25	18.00	18.07
		2547(40160)	18.26	18.08	18.06
		2501 (39700)	18.45	18.20	18.21
	25RB-Middle (12)	2685 (41540)	18.03	17.77	17.80
		2639(41080)	18.09	17.83	17.85
		2593 (40620)	18.31	18.05	18.04
		2547(40160)	18.31	18.06	18.04
		2501 (39700)	18.47	18.24	18.26
	25RB-Low (0)	2685 (41540)	17.97	17.74	17.75
		2639(41080)	18.08	17.83	17.84
		2593 (40620)	18.36	18.11	18.11
		2547(40160)	18.38	18.10	18.13
		2501 (39700)	18.58	18.32	18.26
50RB (0)	2685 (41540)	17.96	17.72	17.74	
	2639(41080)	18.07	17.87	17.79	
	2593 (40620)	18.29	18.06	18.02	
	2547(40160)	18.30	18.08	18.08	
	2501 (39700)	18.51	18.26	18.25	

15MHz	1RB-High (74)	2682.5 (41515)	18.12	17.81	17.73
		2637.8(41068)	18.59	17.74	17.72
		2593 (40620)	18.09	18.10	18.00
		2548.3(40173)	18.12	18.14	18.03
		2503.5 (39725)	18.25	18.24	18.18
	1RB-Middle (37)	2682.5 (41515)	18.11	17.83	17.76
		2637.8(41068)	18.63	17.77	17.76
		2593 (40620)	18.07	18.12	18.02
		2548.3(40173)	18.12	18.08	18.05
		2503.5 (39725)	18.26	18.29	18.23
	1RB-Low (0)	2682.5 (41515)	18.07	17.94	17.92
		2637.8(41068)	18.28	17.92	17.86
		2593 (40620)	18.19	18.28	18.18
		2548.3(40173)	18.24	18.22	18.23
		2503.5 (39725)	18.30	18.29	18.29
	36RB-High (38)	2682.5 (41515)	18.15	17.66	17.68
		2637.8(41068)	18.37	17.66	17.67
		2593 (40620)	18.18	17.92	17.92
		2548.3(40173)	18.17	17.90	17.94
		2503.5 (39725)	18.35	18.07	18.14
	36RB-Middle (19)	2682.5 (41515)	18.29	17.73	17.77
		2637.8(41068)	18.41	17.67	17.72
		2593 (40620)	18.16	17.91	17.96
		2548.3(40173)	18.25	18.01	18.07
		2503.5 (39725)	18.43	18.19	18.23
	36RB-Low (0)	2682.5 (41515)	18.32	17.69	17.73
		2637.8(41068)	18.02	17.70	17.74
		2593 (40620)	18.28	18.01	18.06
		2548.3(40173)	18.32	18.00	18.07
		2503.5 (39725)	18.41	18.14	18.17
75RB (0)	2682.5 (41515)	18.27	17.73	17.75	
	2637.8(41068)	17.96	17.70	17.72	
	2593 (40620)	18.16	17.94	17.99	
	2548.3(40173)	18.28	18.06	18.10	
	2503.5 (39725)	18.38	18.11	18.17	

20MHz	1RB-High (99)	2680 (41490)	17.93	18.00	17.68
		2636.5(41055)	17.85	17.96	17.44
		2593 (40620)	18.26	18.39	17.85
		2549.5(40185)	18.20	18.31	17.82
		2506 (39750)	18.43	18.58	18.01
	1RB-Middle (50)	2680 (41490)	17.94	18.01	17.76
		2636.5(41055)	17.93	18.01	17.55
		2593 (40620)	18.31	18.40	17.95
		2549.5(40185)	18.29	18.35	17.90
		2506 (39750)	18.53	18.57	18.11
	1RB-Low (0)	2680 (41490)	18.10	18.18	17.88
		2636.5(41055)	18.15	18.27	17.85
		2593 (40620)	18.44	18.60	18.10
		2549.5(40185)	18.31	18.41	17.97
		2506 (39750)	18.54	18.66	18.16
	50RB-High (50)	2680 (41490)	18.03	18.03	18.01
		2636.5(41055)	17.92	17.94	17.30
		2593 (40620)	18.35	18.29	17.65
		2549.5(40185)	18.29	18.30	17.74
		2506 (39750)	18.49	18.54	17.95
	50RB-Middle (25)	2680 (41490)	18.12	18.09	18.02
		2636.5(41055)	18.05	18.08	17.44
		2593 (40620)	18.35	18.36	17.73
		2549.5(40185)	18.40	18.39	17.85
		2506 (39750)	18.54	18.57	17.99
	50RB-Low (0)	2680 (41490)	18.04	18.08	18.01
		2636.5(41055)	18.16	18.15	17.52
		2593 (40620)	18.45	18.51	17.83
		2549.5(40185)	18.42	18.41	17.82
		2506 (39750)	18.56	18.65	18.06
100RB (0)	2680 (41490)	18.11	18.12	18.16	
	2636.5(41055)	18.09	18.09	17.46	
	2593 (40620)	18.39	18.38	17.75	
	2549.5(40185)	18.40	18.41	17.86	
	2506 (39750)	18.55	18.63	18.00	

LTE Band41 PC3 (ANT2 DSI8)

5MHz	1RB-High (24)	2687.5 (41565)	17.08	17.08	16.74
		2640.3(41093)	17.15	17.20	16.86
		2593 (40620)	17.41	17.44	17.03
		2545.8(40148)	17.43	17.49	17.01
		2498.5 (39675)	17.59	17.68	17.23
	1RB-Middle (12)	2687.5 (41565)	17.07	17.03	16.72
		2640.3(41093)	17.10	17.33	16.73
		2593 (40620)	17.38	17.39	16.99
		2545.8(40148)	17.51	17.41	17.02
		2498.5 (39675)	17.73	17.59	17.21
	1RB-Low (0)	2687.5 (41565)	17.08	17.11	16.77
		2640.3(41093)	17.13	17.15	16.77
		2593 (40620)	17.41	17.44	16.99
		2545.8(40148)	17.38	17.39	17.05
		2498.5 (39675)	17.63	17.71	17.28
	12RB-High (13)	2687.5 (41565)	17.14	16.97	16.61
		2640.3(41093)	17.20	17.07	16.65
		2593 (40620)	17.38	17.18	16.88
		2545.8(40148)	17.46	17.31	16.89
		2498.5 (39675)	17.69	17.53	17.13
	12RB-Middle (6)	2687.5 (41565)	17.18	16.99	16.68
		2640.3(41093)	17.22	17.03	16.70
		2593 (40620)	17.49	17.37	16.98
		2545.8(40148)	17.47	17.34	16.97
		2498.5 (39675)	17.69	17.37	17.16
	12RB-Low (0)	2687.5 (41565)	17.17	17.05	16.65
		2640.3(41093)	17.22	16.96	16.73
		2593 (40620)	17.46	17.29	16.97
2545.8(40148)		17.52	17.27	16.99	
2498.5 (39675)		17.72	17.56	17.19	
25RB (0)	2687.5 (41565)	17.18	17.00	16.58	
	2640.3(41093)	17.17	17.02	16.61	
	2593 (40620)	17.37	17.25	16.83	
	2545.8(40148)	17.49	17.37	16.91	
	2498.5 (39675)	17.66	17.54	17.10	

10MHz	1RB-High (49)	2685 (41540)	17.05	17.14	16.65
		2639(41080)	17.13	17.15	16.71
		2593 (40620)	17.36	17.39	16.92
		2547(40160)	17.41	17.46	16.99
		2501 (39700)	17.56	17.69	17.19
	1RB-Middle (24)	2685 (41540)	17.04	17.13	16.76
		2639(41080)	17.17	17.14	16.76
		2593 (40620)	17.44	17.41	17.00
		2547(40160)	17.41	17.45	17.05
		2501 (39700)	17.68	17.61	17.24
	1RB-Low (0)	2685 (41540)	17.03	17.28	16.80
		2639(41080)	17.25	17.27	16.80
		2593 (40620)	17.44	17.60	17.08
		2547(40160)	17.50	17.53	17.09
		2501 (39700)	17.65	17.73	17.27
	25RB-High (25)	2685 (41540)	17.17	17.03	16.61
		2639(41080)	17.21	17.05	16.65
		2593 (40620)	17.39	17.25	16.90
		2547(40160)	17.41	17.32	16.89
		2501 (39700)	17.59	17.44	17.03
	25RB-Middle (12)	2685 (41540)	17.19	17.03	16.65
		2639(41080)	17.25	17.09	16.71
		2593 (40620)	17.46	17.29	16.87
		2547(40160)	17.46	17.30	16.87
		2501 (39700)	17.62	17.48	17.08
	25RB-Low (0)	2685 (41540)	17.13	17.00	16.61
		2639(41080)	17.24	17.09	16.69
		2593 (40620)	17.50	17.35	16.95
		2547(40160)	17.52	17.34	16.97
		2501 (39700)	17.71	17.55	17.08
50RB (0)	2685 (41540)	17.12	16.99	16.60	
	2639(41080)	17.23	17.13	16.65	
	2593 (40620)	17.44	17.30	16.86	
	2547(40160)	17.45	17.32	16.91	
	2501 (39700)	17.64	17.50	17.07	

15MHz	1RB-High (74)	2682.5 (41515)	17.28	17.07	16.59
		2637.8(41068)	17.44	17.00	16.58
		2593 (40620)	17.25	17.34	16.84
		2548.3(40173)	17.28	17.39	16.87
		2503.5 (39725)	17.39	17.48	17.01
	1RB-Middle (37)	2682.5 (41515)	17.27	17.09	16.62
		2637.8(41068)	17.35	17.03	16.62
		2593 (40620)	17.23	17.37	16.86
		2548.3(40173)	17.28	17.32	16.88
		2503.5 (39725)	17.41	17.53	17.05
	1RB-Low (0)	2682.5 (41515)	17.23	17.20	16.76
		2637.8(41068)	17.40	17.18	16.72
		2593 (40620)	17.35	17.52	17.01
		2548.3(40173)	17.38	17.46	17.05
		2503.5 (39725)	17.45	17.53	17.10
	36RB-High (38)	2682.5 (41515)	17.31	16.92	16.54
		2637.8(41068)	17.49	16.92	16.53
		2593 (40620)	17.34	17.18	16.76
		2548.3(40173)	17.33	17.15	16.78
		2503.5 (39725)	17.49	17.31	16.98
	36RB-Middle (19)	2682.5 (41515)	17.44	16.99	16.63
		2637.8(41068)	17.52	16.93	16.58
		2593 (40620)	17.32	17.17	16.80
		2548.3(40173)	17.40	17.26	16.90
		2503.5 (39725)	17.57	17.43	17.05
	36RB-Low (0)	2682.5 (41515)	17.47	16.95	16.59
		2637.8(41068)	17.18	16.96	16.60
		2593 (40620)	17.43	17.26	16.89
		2548.3(40173)	17.47	17.25	16.90
		2503.5 (39725)	17.55	17.39	17.00
75RB (0)	2682.5 (41515)	17.42	16.99	16.61	
	2637.8(41068)	17.12	16.96	16.58	
	2593 (40620)	17.32	17.20	16.83	
	2548.3(40173)	17.43	17.30	16.94	
	2503.5 (39725)	17.52	17.36	17.00	

20MHz	1RB-High (99)	2680 (41490)	16.91	17.06	16.59
		2636.5(41055)	16.87	17.00	16.47
		2593 (40620)	17.26	17.41	16.88
		2549.5(40185)	17.24	17.37	16.79
		2506 (39750)	17.43	17.56	17.03
	1RB-Middle (50)	2680 (41490)	16.97	17.08	16.56
		2636.5(41055)	16.93	17.01	16.58
		2593 (40620)	17.28	17.41	16.93
		2549.5(40185)	17.28	17.37	16.92
		2506 (39750)	17.49	17.63	17.11
	1RB-Low (0)	2680 (41490)	17.08	17.23	16.72
		2636.5(41055)	17.21	17.28	16.86
		2593 (40620)	17.48	17.60	17.14
		2549.5(40185)	17.32	17.44	17.01
		2506 (39750)	17.49	17.68	17.18
	50RB-High (50)	2680 (41490)	17.07	17.05	17.03
		2636.5(41055)	16.93	16.98	16.92
		2593 (40620)	17.31	17.37	17.33
		2549.5(40185)	17.28	17.35	17.32
		2506 (39750)	17.49	17.55	17.56
	50RB-Middle (25)	2680 (41490)	17.13	17.13	17.12
		2636.5(41055)	17.03	17.10	17.07
		2593 (40620)	17.38	17.41	17.40
		2549.5(40185)	17.46	17.45	17.42
		2506 (39750)	17.52	17.61	17.62
	50RB-Low (0)	2680 (41490)	17.10	17.09	17.01
		2636.5(41055)	17.13	17.17	17.13
		2593 (40620)	17.48	17.53	17.51
		2549.5(40185)	17.44	17.46	17.43
		2506 (39750)	17.62	17.67	17.66
100RB (0)	2680 (41490)	17.11	17.11	17.14	
	2636.5(41055)	17.07	17.11	17.10	
	2593 (40620)	17.38	17.40	17.35	
	2549.5(40185)	17.40	17.49	17.45	
	2506 (39750)	17.55	17.61	17.62	

LTE Band41 PC3 (ANT2 DSI13)

5MHz	1RB-High (24)	2687.5 (41565)	16.60	16.56	16.25
		2640.3(41093)	16.68	16.67	16.38
		2593 (40620)	16.92	16.91	16.53
		2545.8(40148)	16.94	16.96	16.52
		2498.5 (39675)	17.10	17.14	16.74
	1RB-Middle (12)	2687.5 (41565)	16.59	16.51	16.23
		2640.3(41093)	16.62	16.80	16.24
		2593 (40620)	16.89	16.87	16.51
		2545.8(40148)	17.02	16.88	16.52
		2498.5 (39675)	17.23	17.05	16.72
	1RB-Low (0)	2687.5 (41565)	16.60	16.59	16.29
		2640.3(41093)	16.66	16.63	16.29
		2593 (40620)	16.92	16.91	16.51
		2545.8(40148)	16.89	16.87	16.55
		2498.5 (39675)	17.15	17.17	16.77
	12RB-High (13)	2687.5 (41565)	16.67	16.45	16.13
		2640.3(41093)	16.72	16.55	16.17
		2593 (40620)	16.89	16.66	16.40
		2545.8(40148)	16.98	16.78	16.40
		2498.5 (39675)	17.20	17.00	16.63
	12RB-Middle (6)	2687.5 (41565)	16.70	16.47	16.20
		2640.3(41093)	16.74	16.51	16.22
		2593 (40620)	17.01	16.84	16.49
		2545.8(40148)	16.99	16.81	16.48
		2498.5 (39675)	17.20	16.84	16.66
	12RB-Low (0)	2687.5 (41565)	16.69	16.53	16.17
		2640.3(41093)	16.74	16.44	16.24
		2593 (40620)	16.98	16.76	16.48
2545.8(40148)		17.03	16.75	16.51	
2498.5 (39675)		17.22	17.02	16.68	
25RB (0)	2687.5 (41565)	16.70	16.49	16.10	
	2640.3(41093)	16.69	16.50	16.13	
	2593 (40620)	16.89	16.72	16.34	
	2545.8(40148)	17.01	16.84	16.42	
	2498.5 (39675)	17.17	17.01	16.61	

10MHz	1RB-High (49)	2685 (41540)	16.58	16.62	16.17
		2639(41080)	16.65	16.63	16.22
		2593 (40620)	16.88	16.86	16.43
		2547(40160)	16.92	16.93	16.51
		2501 (39700)	17.07	17.15	16.69
	1RB-Middle (24)	2685 (41540)	16.57	16.60	16.28
		2639(41080)	16.69	16.62	16.28
		2593 (40620)	16.96	16.88	16.52
		2547(40160)	16.92	16.92	16.55
		2501 (39700)	17.19	17.07	16.75
	1RB-Low (0)	2685 (41540)	16.56	16.75	16.31
		2639(41080)	16.77	16.75	16.31
		2593 (40620)	16.96	17.06	16.58
		2547(40160)	17.02	17.00	16.60
		2501 (39700)	17.16	17.18	16.76
	25RB-High (25)	2685 (41540)	16.69	16.51	16.13
		2639(41080)	16.73	16.53	16.17
		2593 (40620)	16.90	16.72	16.41
		2547(40160)	16.92	16.79	16.40
		2501 (39700)	17.10	16.91	16.53
	25RB-Middle (12)	2685 (41540)	16.71	16.51	16.17
		2639(41080)	16.77	16.57	16.22
		2593 (40620)	16.98	16.76	16.39
		2547(40160)	16.98	16.77	16.39
		2501 (39700)	17.13	16.94	16.59
	25RB-Low (0)	2685 (41540)	16.66	16.49	16.13
		2639(41080)	16.76	16.57	16.21
		2593 (40620)	17.02	16.82	16.45
		2547(40160)	17.03	16.81	16.47
		2501 (39700)	17.21	17.01	16.59
50RB (0)	2685 (41540)	16.64	16.47	16.12	
	2639(41080)	16.76	16.61	16.16	
	2593 (40620)	16.96	16.77	16.38	
	2547(40160)	16.97	16.79	16.42	
	2501 (39700)	17.15	16.97	16.57	

15MHz	1RB-High (74)	2682.5 (41515)	16.79	16.55	16.11
		2637.8(41068)	16.92	16.49	16.10
		2593 (40620)	16.77	16.81	16.35
		2548.3(40173)	16.80	16.86	16.38
		2503.5 (39725)	16.90	16.94	16.52
	1RB-Middle (37)	2682.5 (41515)	16.79	16.57	16.14
		2637.8(41068)	16.78	16.51	16.14
		2593 (40620)	16.76	16.84	16.38
		2548.3(40173)	16.79	16.79	16.40
		2503.5 (39725)	16.92	17.00	16.55
	1RB-Low (0)	2682.5 (41515)	16.76	16.67	16.28
		2637.8(41068)	16.89	16.66	16.23
		2593 (40620)	16.87	16.99	16.52
		2548.3(40173)	16.89	16.93	16.55
		2503.5 (39725)	16.97	17.00	16.61
	36RB-High (38)	2682.5 (41515)	16.83	16.41	16.07
		2637.8(41068)	16.98	16.41	16.06
		2593 (40620)	16.86	16.66	16.28
		2548.3(40173)	16.85	16.63	16.30
		2503.5 (39725)	17.01	16.78	16.49
	36RB-Middle (19)	2682.5 (41515)	16.96	16.47	16.15
		2637.8(41068)	17.01	16.41	16.10
		2593 (40620)	16.84	16.65	16.31
		2548.3(40173)	16.91	16.74	16.41
		2503.5 (39725)	17.08	16.90	16.55
36RB-Low (0)	2682.5 (41515)	16.99	16.43	16.11	
	2637.8(41068)	16.70	16.44	16.12	
	2593 (40620)	16.95	16.74	16.40	
	2548.3(40173)	16.99	16.73	16.41	
	2503.5 (39725)	17.06	16.86	16.52	
75RB (0)	2682.5 (41515)	16.93	16.48	16.13	
	2637.8(41068)	16.64	16.44	16.10	
	2593 (40620)	16.84	16.67	16.34	
	2548.3(40173)	16.95	16.77	16.45	
	2503.5 (39725)	17.03	16.83	16.52	

20MHz	1RB-High (99)	2680 (41490)	16.44	16.54	16.11
		2636.5(41055)	16.44	16.46	16.01
		2593 (40620)	16.76	16.92	16.39
		2549.5(40185)	16.69	16.85	16.35
		2506 (39750)	16.92	17.07	16.56
	1RB-Middle (50)	2680 (41490)	16.49	16.55	16.13
		2636.5(41055)	16.48	16.53	16.04
		2593 (40620)	16.81	16.92	16.40
		2549.5(40185)	16.73	16.87	16.41
		2506 (39750)	17.01	17.12	16.65
	1RB-Low (0)	2680 (41490)	16.58	16.71	16.17
		2636.5(41055)	16.68	16.78	16.32
		2593 (40620)	16.95	17.10	16.63
		2549.5(40185)	16.81	16.96	16.54
		2506 (39750)	17.03	17.16	16.69
	50RB-High (50)	2680 (41490)	16.56	16.51	16.55
		2636.5(41055)	16.43	16.47	16.48
		2593 (40620)	16.78	16.84	16.87
		2549.5(40185)	16.78	16.85	16.81
		2506 (39750)	16.99	17.04	17.05
	50RB-Middle (25)	2680 (41490)	16.60	16.63	16.62
		2636.5(41055)	16.55	16.65	16.63
		2593 (40620)	16.84	16.91	16.90
		2549.5(40185)	16.93	16.94	16.96
		2506 (39750)	17.09	17.06	17.11
	50RB-Low (0)	2680 (41490)	16.55	16.57	16.59
		2636.5(41055)	16.63	16.66	16.63
		2593 (40620)	16.99	17.01	17.04
		2549.5(40185)	16.93	16.96	16.95
		2506 (39750)	17.12	17.18	17.19
100RB (0)	2680 (41490)	16.61	16.64	16.65	
	2636.5(41055)	16.61	16.62	16.61	
	2593 (40620)	16.84	16.90	16.88	
	2549.5(40185)	16.90	16.95	16.92	
	2506 (39750)	17.07	17.10	17.12	

LTE Band41 PC2 (ANT2 DSI3)

5MHz	1RB-High (24)	2687.5 (41565)	19.78	19.91	19.99
		2640.3(41093)	19.87	20.05	20.14
		2593 (40620)	20.17	20.33	20.35
		2545.8(40148)	20.19	20.39	20.33
		2498.5 (39675)	20.38	20.62	20.59
	1RB-Middle (12)	2687.5 (41565)	19.77	19.86	19.97
		2640.3(41093)	19.80	20.20	19.98
		2593 (40620)	20.14	20.28	20.30
		2545.8(40148)	20.29	20.30	20.34
		2498.5 (39675)	20.53	20.50	20.57
	1RB-Low (0)	2687.5 (41565)	19.78	19.94	20.04
		2640.3(41093)	19.85	20.00	20.04
		2593 (40620)	20.17	20.33	20.30
		2545.8(40148)	20.14	20.28	20.37
		2498.5 (39675)	20.43	20.65	20.64
	12RB-High (13)	2687.5 (41565)	19.86	19.78	19.84
		2640.3(41093)	19.92	19.90	19.89
		2593 (40620)	20.14	20.03	20.17
		2545.8(40148)	20.23	20.18	20.18
		2498.5 (39675)	20.49	20.44	20.47
	12RB-Middle (6)	2687.5 (41565)	19.90	19.81	19.93
		2640.3(41093)	19.94	19.86	19.95
		2593 (40620)	20.27	20.24	20.28
		2545.8(40148)	20.24	20.21	20.27
		2498.5 (39675)	20.49	20.25	20.50
	12RB-Low (0)	2687.5 (41565)	19.89	19.88	19.90
		2640.3(41093)	19.94	19.77	19.98
		2593 (40620)	20.23	20.16	20.27
2545.8(40148)		20.30	20.14	20.30	
2498.5 (39675)		20.52	20.47	20.53	
25RB (0)	2687.5 (41565)	19.90	19.83	19.81	
	2640.3(41093)	19.89	19.85	19.84	
	2593 (40620)	20.13	20.10	20.10	
	2545.8(40148)	20.27	20.25	20.20	
	2498.5 (39675)	20.46	20.45	20.44	

10MHz	1RB-High (49)	2685 (41540)	19.75	19.99	19.90
		2639(41080)	19.84	20.00	19.96
		2593 (40620)	20.11	20.27	20.21
		2547(40160)	20.17	20.35	20.30
		2501 (39700)	20.34	20.63	20.54
	1RB-Middle (24)	2685 (41540)	19.74	19.96	20.02
		2639(41080)	19.89	19.99	20.02
		2593 (40620)	20.21	20.30	20.32
		2547(40160)	20.17	20.34	20.37
		2501 (39700)	20.48	20.52	20.60
	1RB-Low (0)	2685 (41540)	19.73	20.15	20.07
		2639(41080)	19.98	20.14	20.07
		2593 (40620)	20.21	20.51	20.40
		2547(40160)	20.28	20.44	20.42
		2501 (39700)	20.45	20.67	20.63
	25RB-High (25)	2685 (41540)	19.89	19.86	19.84
		2639(41080)	19.93	19.88	19.89
		2593 (40620)	20.15	20.10	20.19
		2547(40160)	20.17	20.19	20.18
		2501 (39700)	20.38	20.33	20.35
	25RB-Middle (12)	2685 (41540)	19.91	19.86	19.90
		2639(41080)	19.98	19.92	19.96
		2593 (40620)	20.23	20.16	20.16
		2547(40160)	20.23	20.17	20.16
		2501 (39700)	20.41	20.37	20.41
	25RB-Low (0)	2685 (41540)	19.85	19.83	19.84
		2639(41080)	19.97	19.92	19.94
		2593 (40620)	20.28	20.22	20.24
		2547(40160)	20.30	20.21	20.26
		2501 (39700)	20.51	20.46	20.41
50RB (0)	2685 (41540)	19.83	19.80	19.83	
	2639(41080)	19.96	19.97	19.88	
	2593 (40620)	20.21	20.17	20.14	
	2547(40160)	20.22	20.19	20.20	
	2501 (39700)	20.44	20.40	20.39	

15MHz	1RB-High (74)	2682.5 (41515)	20.02	19.90	19.82
		2637.8(41068)	20.46	19.83	19.81
		2593 (40620)	19.98	20.21	20.11
		2548.3(40173)	20.03	20.27	20.15
		2503.5 (39725)	20.15	20.37	20.33
	1RB-Middle (37)	2682.5 (41515)	20.01	19.92	19.85
		2637.8(41068)	20.34	19.86	19.85
		2593 (40620)	19.96	20.24	20.14
		2548.3(40173)	20.02	20.19	20.17
		2503.5 (39725)	20.17	20.43	20.37
	1RB-Low (0)	2682.5 (41515)	19.96	20.05	20.03
		2637.8(41068)	20.34	20.03	19.97
		2593 (40620)	20.10	20.42	20.33
		2548.3(40173)	20.14	20.35	20.37
		2503.5 (39725)	20.22	20.43	20.44
	36RB-High (38)	2682.5 (41515)	20.06	19.73	19.77
		2637.8(41068)	20.32	19.73	19.76
		2593 (40620)	20.09	20.03	20.03
		2548.3(40173)	20.08	20.00	20.05
		2503.5 (39725)	20.27	20.18	20.28
	36RB-Middle (19)	2682.5 (41515)	20.21	19.81	19.86
		2637.8(41068)	20.36	19.74	19.81
		2593 (40620)	20.07	20.02	20.07
		2548.3(40173)	20.16	20.12	20.19
		2503.5 (39725)	20.35	20.32	20.37
36RB-Low (0)	2682.5 (41515)	20.24	19.76	19.82	
	2637.8(41068)	19.90	19.77	19.83	
	2593 (40620)	20.20	20.12	20.18	
	2548.3(40173)	20.24	20.11	20.19	
	2503.5 (39725)	20.33	20.27	20.32	
75RB (0)	2682.5 (41515)	20.18	19.82	19.84	
	2637.8(41068)	19.83	19.77	19.81	
	2593 (40620)	20.07	20.05	20.10	
	2548.3(40173)	20.20	20.17	20.23	
	2503.5 (39725)	20.30	20.23	20.32	

20MHz	1RB-High (99)	2680 (41490)	19.59	19.89	19.81
		2636.5(41055)	19.61	19.92	19.80
		2593 (40620)	20.00	20.30	20.12
		2549.5(40185)	19.94	20.25	20.09
		2506 (39750)	20.15	20.48	20.34
	1RB-Middle (50)	2680 (41490)	19.61	19.96	19.82
		2636.5(41055)	19.64	19.90	19.79
		2593 (40620)	19.98	20.28	20.16
		2549.5(40185)	19.97	20.25	20.14
		2506 (39750)	20.16	20.50	20.36
	1RB-Low (0)	2680 (41490)	19.81	20.07	19.99
		2636.5(41055)	19.86	20.15	20.04
		2593 (40620)	20.17	20.45	20.30
		2549.5(40185)	20.04	20.35	20.26
		2506 (39750)	20.28	20.52	20.49
	50RB-High (50)	2680 (41490)	19.77	19.79	19.77
		2636.5(41055)	19.73	19.71	19.70
		2593 (40620)	20.05	20.07	20.01
		2549.5(40185)	20.05	20.11	20.02
		2506 (39750)	20.29	20.31	20.24
	50RB-Middle (25)	2680 (41490)	19.83	19.85	19.83
		2636.5(41055)	19.86	19.88	19.81
		2593 (40620)	20.13	20.12	20.08
		2549.5(40185)	20.17	20.23	20.16
		2506 (39750)	20.32	20.35	20.28
	50RB-Low (0)	2680 (41490)	19.81	19.86	19.80
		2636.5(41055)	19.92	19.91	19.86
		2593 (40620)	20.24	20.22	20.20
		2549.5(40185)	20.16	20.20	20.21
		2506 (39750)	20.40	20.43	20.35
	100RB (0)	2680 (41490)	19.82	19.86	19.91
		2636.5(41055)	19.88	19.83	19.90
		2593 (40620)	20.13	20.15	20.15
		2549.5(40185)	20.22	20.19	20.24
		2506 (39750)	20.35	20.35	20.39

LTE Band41 PC2 (ANT2 DSI8)

5MHz	1RB-High (24)	2687.5 (41565)	18.80	18.94	18.97
		2640.3(41093)	18.89	19.07	19.12
		2593 (40620)	19.17	19.34	19.31
		2545.8(40148)	19.19	19.40	19.29
		2498.5 (39675)	19.37	19.61	19.54
	1RB-Middle (12)	2687.5 (41565)	18.79	18.89	18.95
		2640.3(41093)	18.82	19.22	18.96
		2593 (40620)	19.14	19.29	19.27
		2545.8(40148)	19.28	19.31	19.30
		2498.5 (39675)	19.51	19.50	19.52
	1RB-Low (0)	2687.5 (41565)	18.80	18.97	19.02
		2640.3(41093)	18.87	19.03	19.02
		2593 (40620)	19.17	19.34	19.27
		2545.8(40148)	19.14	19.29	19.33
		2498.5 (39675)	19.42	19.64	19.59
	12RB-High (13)	2687.5 (41565)	18.88	18.81	18.83
		2640.3(41093)	18.94	18.93	18.88
		2593 (40620)	19.14	19.05	19.15
		2545.8(40148)	19.23	19.20	19.15
		2498.5 (39675)	19.48	19.45	19.42
	12RB-Middle (6)	2687.5 (41565)	18.92	18.84	18.92
		2640.3(41093)	18.96	18.89	18.93
		2593 (40620)	19.26	19.26	19.25
		2545.8(40148)	19.24	19.23	19.24
		2498.5 (39675)	19.48	19.27	19.45
	12RB-Low (0)	2687.5 (41565)	18.91	18.91	18.89
		2640.3(41093)	18.96	18.80	18.96
		2593 (40620)	19.23	19.18	19.24
2545.8(40148)		19.29	19.16	19.27	
2498.5 (39675)		19.51	19.48	19.48	
25RB (0)	2687.5 (41565)	18.92	18.86	18.80	
	2640.3(41093)	18.91	18.88	18.83	
	2593 (40620)	19.13	19.12	19.08	
	2545.8(40148)	19.26	19.27	19.17	
	2498.5 (39675)	19.45	19.46	19.39	

10MHz	1RB-High (49)	2685 (41540)	18.77	19.02	18.89
		2639(41080)	18.86	19.03	18.94
		2593 (40620)	19.11	19.28	19.18
		2547(40160)	19.17	19.36	19.27
		2501 (39700)	19.33	19.62	19.49
	1RB-Middle (24)	2685 (41540)	18.76	18.99	19.00
		2639(41080)	18.91	19.02	19.00
		2593 (40620)	19.21	19.31	19.28
		2547(40160)	19.17	19.35	19.33
		2501 (39700)	19.47	19.52	19.55
	1RB-Low (0)	2685 (41540)	18.75	19.17	19.05
		2639(41080)	19.00	19.16	19.05
		2593 (40620)	19.21	19.51	19.36
		2547(40160)	19.27	19.45	19.38
		2501 (39700)	19.44	19.66	19.58
	25RB-High (25)	2685 (41540)	18.91	18.89	18.83
		2639(41080)	18.95	18.91	18.88
		2593 (40620)	19.15	19.12	19.16
		2547(40160)	19.17	19.21	19.15
		2501 (39700)	19.37	19.34	19.31
	25RB-Middle (12)	2685 (41540)	18.93	18.89	18.89
		2639(41080)	19.00	18.95	18.94
		2593 (40620)	19.23	19.18	19.14
		2547(40160)	19.23	19.19	19.14
		2501 (39700)	19.40	19.38	19.37
	25RB-Low (0)	2685 (41540)	18.87	18.86	18.83
		2639(41080)	18.99	18.95	18.92
		2593 (40620)	19.27	19.24	19.21
		2547(40160)	19.29	19.23	19.23
		2501 (39700)	19.50	19.47	19.37
50RB (0)	2685 (41540)	18.85	18.83	18.82	
	2639(41080)	18.98	19.00	18.87	
	2593 (40620)	19.21	19.19	19.12	
	2547(40160)	19.22	19.21	19.17	
	2501 (39700)	19.43	19.41	19.35	

15MHz	1RB-High (74)	2682.5 (41515)	19.02	18.93	18.81
		2637.8(41068)	19.45	18.86	18.80
		2593 (40620)	19.00	19.23	19.09
		2548.3(40173)	19.03	19.28	19.13
		2503.5 (39725)	19.15	19.38	19.29
	1RB-Middle (37)	2682.5 (41515)	19.01	18.95	18.84
		2637.8(41068)	19.33	18.89	18.84
		2593 (40620)	18.98	19.26	19.12
		2548.3(40173)	19.02	19.21	19.15
		2503.5 (39725)	19.17	19.44	19.33
	1RB-Low (0)	2682.5 (41515)	18.98	19.07	19.01
		2637.8(41068)	19.33	19.05	18.95
		2593 (40620)	19.10	19.43	19.29
		2548.3(40173)	19.14	19.36	19.33
		2503.5 (39725)	19.22	19.44	19.39
	36RB-High (38)	2682.5 (41515)	19.06	18.77	18.76
		2637.8(41068)	19.31	18.77	18.75
		2593 (40620)	19.09	19.05	19.01
		2548.3(40173)	19.08	19.03	19.03
		2503.5 (39725)	19.26	19.20	19.25
	36RB-Middle (19)	2682.5 (41515)	19.21	18.84	18.85
		2637.8(41068)	19.35	18.78	18.80
		2593 (40620)	19.07	19.04	19.05
		2548.3(40173)	19.16	19.14	19.16
		2503.5 (39725)	19.34	19.33	19.33
	36RB-Low (0)	2682.5 (41515)	19.24	18.80	18.81
		2637.8(41068)	18.92	18.80	18.82
		2593 (40620)	19.20	19.14	19.15
		2548.3(40173)	19.24	19.13	19.16
		2503.5 (39725)	19.32	19.28	19.28
75RB (0)	2682.5 (41515)	19.18	18.85	18.83	
	2637.8(41068)	18.85	18.80	18.80	
	2593 (40620)	19.07	19.07	19.08	
	2548.3(40173)	19.20	19.19	19.20	
	2503.5 (39725)	19.29	19.25	19.28	

20MHz	1RB-High (99)	2680 (41490)	18.62	18.92	18.80
		2636.5(41055)	18.62	18.93	18.83
		2593 (40620)	19.02	19.34	19.17
		2549.5(40185)	18.94	19.26	19.15
		2506 (39750)	19.14	19.47	19.29
	1RB-Middle (50)	2680 (41490)	18.63	18.92	18.86
		2636.5(41055)	18.65	19.01	18.88
		2593 (40620)	18.97	19.29	19.13
		2549.5(40185)	18.97	19.30	19.12
		2506 (39750)	19.14	19.53	19.35
	1RB-Low (0)	2680 (41490)	18.81	19.14	19.01
		2636.5(41055)	18.92	19.26	19.11
		2593 (40620)	19.18	19.49	19.36
		2549.5(40185)	19.06	19.39	19.25
		2506 (39750)	19.23	19.58	19.42
	50RB-High (50)	2680 (41490)	18.74	18.80	18.77
		2636.5(41055)	18.69	18.78	18.72
		2593 (40620)	19.04	19.12	19.09
		2549.5(40185)	19.09	19.10	19.06
		2506 (39750)	19.27	19.34	19.29
	50RB-Middle (25)	2680 (41490)	18.86	18.93	18.83
		2636.5(41055)	18.84	18.89	18.88
		2593 (40620)	19.11	19.17	19.13
		2549.5(40185)	19.21	19.22	19.17
		2506 (39750)	19.32	19.36	19.31
	50RB-Low (0)	2680 (41490)	18.80	18.84	18.78
		2636.5(41055)	18.93	18.96	18.95
		2593 (40620)	19.24	19.26	19.24
		2549.5(40185)	19.21	19.22	19.22
		2506 (39750)	19.41	19.44	19.41
100RB (0)	2680 (41490)	18.83	18.92	18.93	
	2636.5(41055)	18.85	18.90	18.89	
	2593 (40620)	19.10	19.15	19.20	
	2549.5(40185)	19.17	19.20	19.24	
	2506 (39750)	19.36	19.38	19.39	

LTE Band41 PC2 (ANT2 DSI13)

5MHz	1RB-High (24)	2687.5 (41565)	18.31	18.44	18.44
		2640.3(41093)	18.39	18.57	18.58
		2593 (40620)	18.66	18.83	18.76
		2545.8(40148)	18.68	18.89	18.75
		2498.5 (39675)	18.86	19.09	18.99
	1RB-Middle (12)	2687.5 (41565)	18.30	18.39	18.42
		2640.3(41093)	18.33	18.71	18.43
		2593 (40620)	18.64	18.78	18.73
		2545.8(40148)	18.78	18.80	18.75
		2498.5 (39675)	19.00	18.99	18.97
	1RB-Low (0)	2687.5 (41565)	18.31	18.47	18.48
		2640.3(41093)	18.37	18.52	18.48
		2593 (40620)	18.66	18.83	18.73
		2545.8(40148)	18.64	18.78	18.78
		2498.5 (39675)	18.91	19.12	19.03
	12RB-High (13)	2687.5 (41565)	18.38	18.32	18.30
		2640.3(41093)	18.44	18.43	18.34
		2593 (40620)	18.64	18.55	18.61
		2545.8(40148)	18.72	18.69	18.61
		2498.5 (39675)	18.96	18.93	18.88
	12RB-Middle (6)	2687.5 (41565)	18.42	18.35	18.38
		2640.3(41093)	18.46	18.39	18.40
		2593 (40620)	18.76	18.75	18.71
		2545.8(40148)	18.73	18.72	18.70
		2498.5 (39675)	18.96	18.76	18.90
	12RB-Low (0)	2687.5 (41565)	18.41	18.41	18.35
		2640.3(41093)	18.46	18.31	18.43
		2593 (40620)	18.72	18.67	18.70
2545.8(40148)		18.79	18.65	18.73	
2498.5 (39675)		18.99	18.96	18.93	
25RB (0)	2687.5 (41565)	18.42	18.36	18.27	
	2640.3(41093)	18.41	18.38	18.30	
	2593 (40620)	18.63	18.62	18.54	
	2545.8(40148)	18.76	18.76	18.63	
	2498.5 (39675)	18.94	18.94	18.85	

10MHz	1RB-High (49)	2685 (41540)	18.28	18.51	18.35
		2639(41080)	18.36	18.52	18.41
		2593 (40620)	18.61	18.77	18.64
		2547(40160)	18.66	18.85	18.73
		2501 (39700)	18.82	19.10	18.94
	1RB-Middle (24)	2685 (41540)	18.27	18.49	18.47
		2639(41080)	18.41	18.51	18.47
		2593 (40620)	18.70	18.80	18.74
		2547(40160)	18.66	18.84	18.78
		2501 (39700)	18.95	19.01	19.00
	1RB-Low (0)	2685 (41540)	18.26	18.66	18.51
		2639(41080)	18.50	18.65	18.51
		2593 (40620)	18.70	19.00	18.81
		2547(40160)	18.77	18.93	18.83
		2501 (39700)	18.93	19.14	19.02
	25RB-High (25)	2685 (41540)	18.41	18.39	18.30
		2639(41080)	18.45	18.41	18.34
		2593 (40620)	18.65	18.62	18.62
		2547(40160)	18.66	18.70	18.61
		2501 (39700)	18.86	18.83	18.76
	25RB-Middle (12)	2685 (41540)	18.43	18.39	18.35
		2639(41080)	18.50	18.45	18.41
		2593 (40620)	18.72	18.67	18.60
		2547(40160)	18.72	18.68	18.60
		2501 (39700)	18.89	18.87	18.82
	25RB-Low (0)	2685 (41540)	18.37	18.36	18.30
		2639(41080)	18.49	18.45	18.39
		2593 (40620)	18.77	18.73	18.67
		2547(40160)	18.79	18.72	18.69
		2501 (39700)	18.98	18.95	18.82
50RB (0)	2685 (41540)	18.35	18.34	18.29	
	2639(41080)	18.48	18.49	18.34	
	2593 (40620)	18.70	18.68	18.58	
	2547(40160)	18.71	18.70	18.63	
	2501 (39700)	18.92	18.90	18.80	

15MHz	1RB-High (74)	2682.5 (41515)	18.52	18.43	18.28
		2637.8(41068)	18.94	18.36	18.27
		2593 (40620)	18.50	18.72	18.55
		2548.3(40173)	18.53	18.77	18.59
		2503.5 (39725)	18.65	18.87	18.75
	1RB-Middle (37)	2682.5 (41515)	18.51	18.45	18.31
		2637.8(41068)	18.82	18.39	18.31
		2593 (40620)	18.48	18.75	18.58
		2548.3(40173)	18.52	18.70	18.61
		2503.5 (39725)	18.66	18.92	18.78
	1RB-Low (0)	2682.5 (41515)	18.48	18.57	18.47
		2637.8(41068)	18.82	18.55	18.42
		2593 (40620)	18.60	18.91	18.75
		2548.3(40173)	18.64	18.85	18.78
		2503.5 (39725)	18.71	18.92	18.85
	36RB-High (38)	2682.5 (41515)	18.56	18.27	18.23
		2637.8(41068)	18.80	18.27	18.22
		2593 (40620)	18.59	18.55	18.47
		2548.3(40173)	18.58	18.52	18.49
		2503.5 (39725)	18.76	18.69	18.71
	36RB-Middle (19)	2682.5 (41515)	18.70	18.35	18.32
		2637.8(41068)	18.84	18.28	18.27
		2593 (40620)	18.57	18.54	18.51
		2548.3(40173)	18.65	18.63	18.62
		2503.5 (39725)	18.83	18.82	18.78
	36RB-Low (0)	2682.5 (41515)	18.73	18.30	18.28
		2637.8(41068)	18.42	18.31	18.29
		2593 (40620)	18.69	18.63	18.61
		2548.3(40173)	18.73	18.63	18.62
		2503.5 (39725)	18.81	18.77	18.74
75RB (0)	2682.5 (41515)	18.67	18.35	18.30	
	2637.8(41068)	18.35	18.31	18.27	
	2593 (40620)	18.57	18.57	18.54	
	2548.3(40173)	18.69	18.68	18.66	
	2503.5 (39725)	18.79	18.74	18.74	

20MHz	1RB-High (99)	2680 (41490)	18.13	18.42	18.27
		2636.5(41055)	18.13	18.50	18.38
		2593 (40620)	18.54	18.82	18.64
		2549.5(40185)	18.44	18.77	18.59
		2506 (39750)	18.71	18.99	18.87
	1RB-Middle (50)	2680 (41490)	18.18	18.42	18.30
		2636.5(41055)	18.17	18.42	18.41
		2593 (40620)	18.57	18.83	18.66
		2549.5(40185)	18.52	18.77	18.60
		2506 (39750)	18.70	19.03	18.89
	1RB-Low (0)	2680 (41490)	18.32	18.64	18.47
		2636.5(41055)	18.40	18.77	18.65
		2593 (40620)	18.72	19.00	18.84
		2549.5(40185)	18.57	18.84	18.69
		2506 (39750)	18.76	19.12	18.99
	50RB-High (50)	2680 (41490)	18.25	18.35	18.27
		2636.5(41055)	18.24	18.26	18.16
		2593 (40620)	18.62	18.60	18.57
		2549.5(40185)	18.61	18.59	18.56
		2506 (39750)	18.80	18.84	18.80
	50RB-Middle (25)	2680 (41490)	18.36	18.38	18.28
		2636.5(41055)	18.42	18.38	18.35
		2593 (40620)	18.67	18.65	18.60
		2549.5(40185)	18.70	18.71	18.64
		2506 (39750)	18.83	18.88	18.84
	50RB-Low (0)	2680 (41490)	18.32	18.35	18.28
		2636.5(41055)	18.48	18.45	18.39
		2593 (40620)	18.72	18.78	18.72
		2549.5(40185)	18.74	18.71	18.65
		2506 (39750)	18.90	18.95	18.90
100RB (0)	2680 (41490)	18.39	18.36	18.42	
	2636.5(41055)	18.37	18.41	18.45	
	2593 (40620)	18.66	18.62	18.72	
	2549.5(40185)	18.72	18.71	18.74	
	2506 (39750)	18.84	18.85	18.94	

12.4 NR 5G Measurement result

N7(ANT1 DSI 8)

No.	Test Freq Description	5G-n7							Tune up	Power Results (dBm)
		SCS (kHz)	NR BW (MHz)	Modulation	RB allocation		NR Test Freq. (MHz)	NR Test CH.		n7
1	High	15	5	DFT-s-OFDM QPSK	Inner_Full	12@6	2567.5	513500	24.50	23.52
2	Middle	15	5	DFT-s-OFDM QPSK	Inner_Full	12@6	2535	507000	24.50	23.41
3	Low	15	5	DFT-s-OFDM QPSK	Inner_Full	12@6	2502.5	500500	24.50	23.65
4	High	15	20	DFT-s-OFDM QPSK	Inner_Full	50@25	2560	512000	24.50	23.32
5	Middle	15	20	DFT-s-OFDM QPSK	Inner_Full	50@25	2535	507000	24.50	23.29
6	Low	15	20	DFT-s-OFDM QPSK	Inner_Full	50@25	2510	502000	24.50	23.37

According to the table above, the maximum power configuration is selected as the default test configuration

No.	Test Freq Description	5G-n7							Tune up	Power Results (dBm)
		SCS (kHz)	NR BW (MHz)	Modulation	RB allocation		NR Test Freq. (MHz)	NR Test CH.		n7
1	Middle	15	5	DFT-s-OFDM P1/2 BPSK1	Inner_Full	12@6	2502.5	500500	24.50	23.48
2	Middle	15	5	DFT-s-OFDM 16QAM	Inner_Full	12@6	2502.5	500500	23.50	22.62
3	Middle	15	5	DFT-s-OFDM 64QAM	Inner_Full	12@6	2502.5	500500	22.00	21.10
4	Middle	15	5	DFT-s-OFDM 256QAM	Inner_Full	12@6	2502.5	500500	20.00	18.96
5	Middle	15	5	CP-OFDM QPSK	Inner_Full	12@6	2502.5	500500	23.00	22.02
6	Middle	15	5	CP-OFDM 16QAM	Inner_Full	12@6	2502.5	500500	22.50	21.55
7	Middle	15	5	CP-OFDM 64QAM	Inner_Full	12@6	2502.5	500500	21.00	19.99
8	Middle	15	5	CP-OFDM 256QAM	Inner_Full	12@6	2502.5	500500	18.00	16.98
9	Middle	15	5	DFT-s-OFDM QPSK	Edge_Full_Right	2_23	2502.5	500500	23.50	22.49
10	Middle	15	5	DFT-s-OFDM QPSK	Edge_Full_Left	2_0	2502.5	500500	23.50	22.45
11	Middle	15	5	DFT-s-OFDM QPSK	Edge_1RB_Right	1_24	2502.5	500500	23.50	22.48
12	Middle	15	5	DFT-s-OFDM QPSK	Edge_1RB_Left	1_0	2502.5	500500	23.50	22.52
13	Middle	15	5	DFT-s-OFDM QPSK	Inner_1RB_Right	1_23	2502.5	500500	24.50	23.48
14	Middle	15	5	DFT-s-OFDM QPSK	Inner_1RB_Left	1_1	2502.5	500500	24.50	23.47
15	Middle	15	5	DFT-s-OFDM QPSK	Outer_Full	25_0	2502.5	500500	23.50	22.57
16	Low	15	10	DFT-s-OFDM QPSK	Inner_Full	25_12	2505	501000	24.50	23.20
19	Low	15	15	DFT-s-OFDM QPSK	Inner_Full	36_18	2507.5	501500	24.50	23.21

N7(ANT1 DSI 3)

No.	Test Freq Description	5G-n7							Tune up	Power Results (dBm)
		SCS (kHz)	NR BW (MHz)	Modulation	RB allocation		NR Test Freq. (MHz)	NR Test CH.		n7
1	High	15	5	DFT-s-OFDM QPSK	Inner_Full	12@6	2567.5	513500	21.00	20.06
2	Middle	15	5	DFT-s-OFDM QPSK	Inner_Full	12@6	2535	507000	21.00	19.97
3	Low	15	5	DFT-s-OFDM QPSK	Inner_Full	12@6	2502.5	500500	21.00	20.27
4	High	15	20	DFT-s-OFDM QPSK	Inner_Full	50@25	2560	512000	21.00	19.95
5	Middle	15	20	DFT-s-OFDM QPSK	Inner_Full	50@25	2535	507000	21.00	19.85
6	Low	15	20	DFT-s-OFDM QPSK	Inner_Full	50@25	2510	502000	21.00	19.95

According to the table above, the maximum power configuration is selected as the default test configuration

No.	Test Freq Description	5G-n7							Tune up	Power Results (dBm)
		SCS (kHz)	NR BW (MHz)	Modulation	RB allocation		NR Test Freq. (MHz)	NR Test CH.		n7
1	Middle	15	20	DFT-s-OFDM P1/2 BPSK1	Inner_Full	12@6	2502.5	500500	21.00	19.74
2	Middle	15	20	DFT-s-OFDM 16QAM	Inner_Full	12@6	2502.5	500500	21.00	19.78
3	Middle	15	20	DFT-s-OFDM 64QAM	Inner_Full	12@6	2502.5	500500	21.00	19.81
4	Middle	15	20	DFT-s-OFDM 256QAM	Inner_Full	12@6	2502.5	500500	21.00	18.60
5	Middle	15	20	CP-OFDM QPSK	Inner_Full	12@6	2502.5	500500	21.00	19.82
6	Middle	15	20	CP-OFDM 16QAM	Inner_Full	12@6	2502.5	500500	21.00	19.80
7	Middle	15	20	CP-OFDM 64QAM	Inner_Full	12@6	2502.5	500500	21.00	19.55
8	Middle	15	20	CP-OFDM 256QAM	Inner_Full	12@6	2502.5	500500	18.00	16.65
9	Middle	15	5	DFT-s-OFDM QPSK	Edge_Full_Right	2_23	2502.5	500500	21.00	20.01
10	Middle	15	5	DFT-s-OFDM QPSK	Edge_Full_Left	2_0	2502.5	500500	21.00	19.98
11	Middle	15	5	DFT-s-OFDM QPSK	Edge_1RB_Right	1_24	2502.5	500500	21.00	19.92
12	Middle	15	5	DFT-s-OFDM QPSK	Edge_1RB_Left	1_0	2502.5	500500	21.00	19.96
13	Middle	15	5	DFT-s-OFDM QPSK	Inner_1RB_Right	1_23	2502.5	500500	21.00	20.04
14	Middle	15	5	DFT-s-OFDM QPSK	Inner_1RB_Left	1_1	2502.5	500500	21.00	19.95
15	Middle	15	5	DFT-s-OFDM QPSK	Outer_Full	25_0	2502.5	500500	21.00	20.07
16	Low	15	10	DFT-s-OFDM QPSK	Inner_Full	25_12	2505	501000	21.00	20.18
19	Low	15	15	DFT-s-OFDM QPSK	Inner_Full	36_18	2507.5	501500	21.00	19.98

N7(ANT1 DSI 13)

No.	Test Freq Description	5G-n7							Tune up	Power Results (dBm)
		SCS (kHz)	NR BW (MHz)	Modulation	RB allocation		NR Test Freq. (MHz)	NR Test CH.		n7
1	High	15	5	DFT-s-OFDM QPSK	Inner_Full	12@6	2567.5	513500	20.00	19.27
2	Middle	15	5	DFT-s-OFDM QPSK	Inner_Full	12@6	2535	507000	20.00	19.17
3	Low	15	5	DFT-s-OFDM QPSK	Inner_Full	12@6	2502.5	500500	20.00	19.44
4	High	15	20	DFT-s-OFDM QPSK	Inner_Full	50@25	2560	512000	20.00	19.14
5	Middle	15	20	DFT-s-OFDM QPSK	Inner_Full	50@25	2535	507000	20.00	19.13
6	Low	15	20	DFT-s-OFDM QPSK	Inner_Full	50@25	2510	502000	20.00	19.18

According to the table above, the maximum power configuration is selected as the default test configuration

No.	Test Freq Description	5G-n7							Tune up	Power Results (dBm)
		SCS (kHz)	NR BW (MHz)	Modulation	RB allocation		NR Test Freq. (MHz)	NR Test CH.		n7
1	Middle	15	20	DFT-s-OFDM PI/2 BPSK1	Inner_Full	12@6	2502.5	500500	20.00	18.95
2	Middle	15	20	DFT-s-OFDM 16QAM	Inner_Full	12@6	2502.5	500500	20.00	19.00
3	Middle	15	20	DFT-s-OFDM 64QAM	Inner_Full	12@6	2502.5	500500	20.00	19.10
4	Middle	15	20	DFT-s-OFDM 256QAM	Inner_Full	12@6	2502.5	500500	20.00	18.29
5	Middle	15	20	CP-OFDM QPSK	Inner_Full	12@6	2502.5	500500	20.00	19.05
6	Middle	15	20	CP-OFDM 16QAM	Inner_Full	12@6	2502.5	500500	20.00	18.99
7	Middle	15	20	CP-OFDM 64QAM	Inner_Full	12@6	2502.5	500500	20.00	19.02
8	Middle	15	20	CP-OFDM 256QAM	Inner_Full	12@6	2502.5	500500	18.00	16.35
9	Middle	15	5	DFT-s-OFDM QPSK	Edge_Full_Right	2_23	2502.5	500500	20.00	19.18
10	Middle	15	5	DFT-s-OFDM QPSK	Edge_Full_Left	2_0	2502.5	500500	20.00	19.14
11	Middle	15	5	DFT-s-OFDM QPSK	Edge_1RB_Right	1_24	2502.5	500500	20.00	19.18
12	Middle	15	5	DFT-s-OFDM QPSK	Edge_1RB_Left	1_0	2502.5	500500	20.00	19.24
13	Middle	15	5	DFT-s-OFDM QPSK	Inner_1RB_Right	1_23	2502.5	500500	20.00	19.30
14	Middle	15	5	DFT-s-OFDM QPSK	Inner_1RB_Left	1_1	2502.5	500500	20.00	19.19
15	Middle	15	5	DFT-s-OFDM QPSK	Outer_Full	25_0	2502.5	500500	20.00	19.25
16	Low	15	10	DFT-s-OFDM QPSK	Inner_Full	25_12	2505	501000	20.00	19.46
19	Low	15	15	DFT-s-OFDM QPSK	Inner_Full	36_18	2507.5	501500	20.00	19.22

N7(ANT2 DSI 3/8)

No.	Test Freq Description	5G-n7							Tune up	Power Results (dBm)
		SCS (kHz)	NR BW (MHz)	Modulation	RB allocation		NR Test Freq. (MHz)	NR Test CH.		n7
1	High	15	5	DFT-s-OFDM QPSK	Inner_Full	12@6	2567.5	513500	19.50	18.77
2	Middle	15	5	DFT-s-OFDM QPSK	Inner_Full	12@6	2535	507000	19.50	18.49
3	Low	15	5	DFT-s-OFDM QPSK	Inner_Full	12@6	2502.5	500500	19.50	18.74
4	High	15	20	DFT-s-OFDM QPSK	Inner_Full	50@25	2560	512000	19.50	18.52
5	Middle	15	20	DFT-s-OFDM QPSK	Inner_Full	50@25	2535	507000	19.50	18.63
6	Low	15	20	DFT-s-OFDM QPSK	Inner_Full	50@25	2510	502000	19.50	18.65

According to the table above, the maximum power configuration is selected as the default test configuration

No.	Test Freq Description	5G-n7							Tune up	Power Results (dBm)
		SCS (kHz)	NR BW (MHz)	Modulation	RB allocation		NR Test Freq. (MHz)	NR Test CH.		n7
1	Middle	15	20	DFT-s-OFDM PI/2 BPSK1	Inner_Full	12@6	2567.5	513500	19.50	18.32
2	Middle	15	20	DFT-s-OFDM 16QAM	Inner_Full	12@6	2567.5	513500	19.50	18.24
3	Middle	15	20	DFT-s-OFDM 64QAM	Inner_Full	12@6	2567.5	513500	19.50	18.44
4	Middle	15	20	DFT-s-OFDM 256QAM	Inner_Full	12@6	2567.5	513500	19.50	18.28
5	Middle	15	20	CP-OFDM QPSK	Inner_Full	12@6	2567.5	513500	19.50	18.3
6	Middle	15	20	CP-OFDM 16QAM	Inner_Full	12@6	2567.5	513500	19.50	18.32
7	Middle	15	20	CP-OFDM 64QAM	Inner_Full	12@6	2567.5	513500	19.50	18.42
8	Middle	15	20	CP-OFDM 256QAM	Inner_Full	12@6	2567.5	513500	18.00	16.68
9	Middle	15	5	DFT-s-OFDM QPSK	Edge_Full_Right	2_23	2567.5	513500	19.50	18.52
10	Middle	15	5	DFT-s-OFDM QPSK	Edge_Full_Left	2_0	2567.5	513500	19.50	18.48
11	Middle	15	5	DFT-s-OFDM QPSK	Edge_1RB_Right	1_24	2567.5	513500	19.50	18.58
12	Middle	15	5	DFT-s-OFDM QPSK	Edge_1RB_Left	1_0	2567.5	513500	19.50	18.53
13	Middle	15	5	DFT-s-OFDM QPSK	Inner_1RB_Right	1_23	2567.5	513500	19.50	18.59
14	Middle	15	5	DFT-s-OFDM QPSK	Inner_1RB_Left	1_1	2567.5	513500	19.50	18.61
15	Middle	15	5	DFT-s-OFDM QPSK	Outer_Full	25_0	2567.5	513500	19.50	18.55
14	High	15	10	DFT-s-OFDM QPSK	Inner_Full	25_12	2565	513000	19.50	18.65
17	High	15	15	DFT-s-OFDM QPSK	Inner_Full	36_18	2562.5	512500	19.50	18.57

N7(ANT2 DSI 13)

No.	Test Freq Description	5G-n7							Power Results (dBm)	
		SCS (kHz)	NR BW (MHz)	Modulation	RB allocation		NR Test Freq. (MHz)	NR Test CH.	Tune up	n7
1	High	15	5	DFT-s-OFDM QPSK	Inner_Full	12@6	2567.5	513500	19.00	18.29
2	Middle	15	5	DFT-s-OFDM QPSK	Inner_Full	12@6	2535	507000	19.00	18.02
3	Low	15	5	DFT-s-OFDM QPSK	Inner_Full	12@6	2502.5	500500	19.00	18.26
4	High	15	20	DFT-s-OFDM QPSK	Inner_Full	50@25	2560	512000	19.00	18.04
5	Middle	15	20	DFT-s-OFDM QPSK	Inner_Full	50@25	2535	507000	19.00	18.24
6	Low	15	20	DFT-s-OFDM QPSK	Inner_Full	50@25	2510	502000	19.00	18.17

According to the table above, the maximum power configuration is selected as the default test configuration

No.	Test Freq Description	5G-n7							Power Results (dBm)	
		SCS (kHz)	NR BW (MHz)	Modulation	RB allocation		NR Test Freq. (MHz)	NR Test CH.	Tune up	n7
1	Middle	15	20	DFT-s-OFDM P1/2 BPSK1	Inner_Full	12@6	2567.5	513500	19.00	17.85
2	Middle	15	20	DFT-s-OFDM 16QAM	Inner_Full	12@6	2567.5	513500	19.00	17.77
3	Middle	15	20	DFT-s-OFDM 64QAM	Inner_Full	12@6	2567.5	513500	19.00	17.97
4	Middle	15	20	DFT-s-OFDM 256QAM	Inner_Full	12@6	2567.5	513500	19.00	17.81
5	Middle	15	20	CP-OFDM QPSK	Inner_Full	12@6	2567.5	513500	19.00	17.83
6	Middle	15	20	CP-OFDM 16QAM	Inner_Full	12@6	2567.5	513500	19.00	17.85
7	Middle	15	20	CP-OFDM 64QAM	Inner_Full	12@6	2567.5	513500	19.00	17.95
8	Middle	15	20	CP-OFDM 256QAM	Inner_Full	12@6	2567.5	513500	18.00	16.67
9	Middle	15	5	DFT-s-OFDM QPSK	Edge_Full_Right	2_23	2567.5	513500	19.00	18.04
10	Middle	15	5	DFT-s-OFDM QPSK	Edge_Full_Left	2_0	2567.5	513500	19.00	18.01
11	Middle	15	5	DFT-s-OFDM QPSK	Edge_1RB_Right	1_24	2567.5	513500	19.00	18.10
12	Middle	15	5	DFT-s-OFDM QPSK	Edge_1RB_Left	1_0	2567.5	513500	19.00	18.05
13	Middle	15	5	DFT-s-OFDM QPSK	Inner_1RB_Right	1_23	2567.5	513500	19.00	18.11
14	Middle	15	5	DFT-s-OFDM QPSK	Inner_1RB_Left	1_1	2567.5	513500	19.00	18.13
15	Middle	15	5	DFT-s-OFDM QPSK	Outer_Full	25_0	2567.5	513500	19.00	18.07
14	High	15	10	DFT-s-OFDM QPSK	Inner_Full	25_12	2565	513000	19.00	18.17
17	High	15	15	DFT-s-OFDM QPSK	Inner_Full	36_18	2562.5	512500	19.00	18.09

N38(ANT1 DSI 8)

No.	Test Freq Description	5G-n38							Power Results (dBm)	
		SCS (kHz)	NR BW (MHz)	Modulation	RB allocation		NR Test Freq. (MHz)	NR Test CH.	Tune up	n38
4	High	30	20	DFT-s-OFDM QPSK	Inner_Full	25@12	2610	522000	24.00	22.73
5	Middle	30	20	DFT-s-OFDM QPSK	Inner_Full	25@12	2595	519000	24.00	22.66
6	Low	30	20	DFT-s-OFDM QPSK	Inner_Full	25@12	2580	516000	24.00	22.72

According to the table above, the maximum power configuration is selected as the default test configuration

No.	Test Freq Description	5G-n38							Power Results (dBm)	
		SCS (kHz)	NR BW (MHz)	Modulation	RB allocation		NR Test Freq. (MHz)	NR Test CH.	Tune up	n38
1	Middle	30	20	DFT-s-OFDM P1/2 BPSK1	Inner_Full	25@12	2610	522000	24.00	22.71
2	Middle	30	20	DFT-s-OFDM 16QAM	Inner_Full	25@12	2610	522000	23.00	22.69
3	Middle	30	20	DFT-s-OFDM 64QAM	Inner_Full	25@12	2610	522000	21.50	21.20
4	Middle	30	20	DFT-s-OFDM 256QAM	Inner_Full	25@12	2610	522000	19.50	19.15
5	Middle	30	20	CP-OFDM QPSK	Inner_Full	25@12	2610	522000	22.50	22.13
6	Middle	30	20	CP-OFDM 16QAM	Inner_Full	25@12	2610	522000	22.00	21.63
7	Middle	30	20	CP-OFDM 64QAM	Inner_Full	25@12	2610	522000	20.50	20.08
8	Middle	30	20	CP-OFDM 256QAM	Inner_Full	25@12	2610	522000	17.50	17.19
9	Middle	30	20	DFT-s-OFDM QPSK	Edge_Full_Right	2@49	2610	522000	23.00	22.61
10	Middle	30	20	DFT-s-OFDM QPSK	Edge_Full_Left	2@0	2610	522000	23.00	22.63
11	Middle	30	20	DFT-s-OFDM QPSK	Inner_1RB_Right	1@49	2610	522000	24.00	22.71
12	Middle	30	20	DFT-s-OFDM QPSK	Inner_1RB_Left	1_1	2610	522000	24.00	22.66
13	Middle	30	20	DFT-s-OFDM QPSK	Outer_Full	50@0	2610	522000	23.00	22.72
1	High	30	20	DFT-s-OFDM QPSK	Edge_1RB_Right	1@50	2610	522000	23.00	22.67
3	Low	30	20	DFT-s-OFDM QPSK	Edge_1RB_Left	1@0	2610	522000	23.00	22.65

N38(ANT1 DSI 3)

No.	Test Freq Description	5G-n38							Power Results (dBm)	
		SCS (kHz)	NR BW (MHz)	Modulation	RB allocation		NR Test Freq. (MHz)	NR Test CH.	Tune up	n38
4	High	30	20	DFT-s-OFDM QPSK	Inner_Full	25@12	2610	522000	21.00	19.89
5	Middle	30	20	DFT-s-OFDM QPSK	Inner_Full	25@12	2595	519000	21.00	19.65
6	Low	30	20	DFT-s-OFDM QPSK	Inner_Full	25@12	2580	516000	21.00	19.72

According to the table above, the maximum power configuration is selected as the default test configuration

No.	Test Freq Description	5G-n38							Power Results (dBm)	
		SCS (kHz)	NR BW (MHz)	Modulation	RB allocation		NR Test Freq. (MHz)	NR Test CH.	Tune up	n38
1	Middle	30	20	DFT-s-OFDM P1/2 BPSK1	Inner_Full	25@12	2610	522000	21.00	19.73
2	Middle	30	20	DFT-s-OFDM 16QAM	Inner_Full	25@12	2610	522000	21.00	19.76
3	Middle	30	20	DFT-s-OFDM 64QAM	Inner_Full	25@12	2610	522000	21.00	19.79
4	Middle	30	20	DFT-s-OFDM 256QAM	Inner_Full	25@12	2610	522000	19.50	19.27
5	Middle	30	20	CP-OFDM QPSK	Inner_Full	25@12	2610	522000	21.00	19.73
6	Middle	30	20	CP-OFDM 16QAM	Inner_Full	25@12	2610	522000	21.00	19.71
7	Middle	30	20	CP-OFDM 64QAM	Inner_Full	25@12	2610	522000	20.50	19.81
8	Middle	30	20	CP-OFDM 256QAM	Inner_Full	25@12	2610	522000	17.50	17.17
9	Middle	30	20	DFT-s-OFDM QPSK	Edge_Full_Right	2@49	2610	522000	21.00	19.87
10	Middle	30	20	DFT-s-OFDM QPSK	Edge_Full_Left	2@0	2610	522000	21.00	19.86
11	Middle	30	20	DFT-s-OFDM QPSK	Inner_1RB_Right	1@49	2610	522000	21.00	19.88
12	Middle	30	20	DFT-s-OFDM QPSK	Inner_1RB_Left	1_1	2610	522000	21.00	19.84
13	Middle	30	20	DFT-s-OFDM QPSK	Outer_Full	50@0	2610	522000	21.00	19.75
1	High	30	20	DFT-s-OFDM QPSK	Edge_1RB_Right	1@50	2610	522000	21.00	19.87
3	Low	30	20	DFT-s-OFDM QPSK	Edge_1RB_Left	1@0	2610	522000	21.00	19.85

N38(ANT1 DSI 13)

No.	Test Freq Description	5G-n38							Power Results (dBm)	
		SCS (kHz)	NR BW (MHz)	Modulation	RB allocation		NR Test Freq. (MHz)	NR Test CH.	Tune up	n38
4	High	30	20	DFT-s-OFDM QPSK	Inner_Full	25@12	2610	522000	19.00	17.79
5	Middle	30	20	DFT-s-OFDM QPSK	Inner_Full	25@12	2595	519000	19.00	17.68
6	Low	30	20	DFT-s-OFDM QPSK	Inner_Full	25@12	2580	516000	19.00	17.74

According to the table above, the maximum power configuration is selected as the default test configuration

No.	Test Freq Description	5G-n38							Power Results (dBm)	
		SCS (kHz)	NR BW (MHz)	Modulation	RB allocation		NR Test Freq. (MHz)	NR Test CH.	Tune up	n38
1	Middle	30	20	DFT-s-OFDM P1/2 BPSK1	Inner_Full	25@12	2610	522000	19.00	17.75
2	Middle	30	20	DFT-s-OFDM 16QAM	Inner_Full	25@12	2610	522000	19.00	17.78
3	Middle	30	20	DFT-s-OFDM 64QAM	Inner_Full	25@12	2610	522000	19.00	17.76
4	Middle	30	20	DFT-s-OFDM 256QAM	Inner_Full	25@12	2610	522000	19.00	17.72
5	Middle	30	20	CP-OFDM QPSK	Inner_Full	25@12	2610	522000	19.00	17.76
6	Middle	30	20	CP-OFDM 16QAM	Inner_Full	25@12	2610	522000	19.00	17.73
7	Middle	30	20	CP-OFDM 64QAM	Inner_Full	25@12	2610	522000	19.00	17.75
8	Middle	30	20	CP-OFDM 256QAM	Inner_Full	25@12	2610	522000	17.50	17.12
9	Middle	30	20	DFT-s-OFDM QPSK	Edge_Full_Right	2@49	2610	522000	19.00	17.38
10	Middle	30	20	DFT-s-OFDM QPSK	Edge_Full_Left	2@0	2610	522000	19.00	17.27
11	Middle	30	20	DFT-s-OFDM QPSK	Inner_1RB_Right	1@49	2610	522000	19.00	17.08
12	Middle	30	20	DFT-s-OFDM QPSK	Inner_1RB_Left	1_1	2610	522000	19.00	17.01
13	Middle	30	20	DFT-s-OFDM QPSK	Outer_Full	50@0	2610	522000	19.00	17.12
1	High	30	20	DFT-s-OFDM QPSK	Edge_1RB_Right	1@50	2610	522000	19.00	17.15
3	Low	30	20	DFT-s-OFDM QPSK	Edge_1RB_Left	1@0	2610	522000	19.00	17.05

N38(ANT2 DSI 8)

No.	Test Freq Description	5G-n38							Power Results (dBm)	
		SCS (kHz)	NR BW (MHz)	Modulation	RB allocation		NR Test Freq. (MHz)	NR Test CH.	Tune up	n38
4	High	30	20	DFT-s-OFDM QPSK	Inner_Full	25@12	2610	522000	17.00	15.72
5	Middle	30	20	DFT-s-OFDM QPSK	Inner_Full	25@12	2595	519000	17.00	15.64
6	Low	30	20	DFT-s-OFDM QPSK	Inner_Full	25@12	2580	516000	17.00	15.65

According to the table above, the maximum power configuration is selected as the default test configuration

No.	Test Freq Description	5G-n38							Power Results (dBm)	
		SCS (kHz)	NR BW (MHz)	Modulation	RB allocation		NR Test Freq. (MHz)	NR Test CH.	Tune up	n38
1	Middle	30	20	DFT-s-OFDM P1/2 BPSK1	Inner_Full	25@12	2610	522000	17.00	15.60
2	Middle	30	20	DFT-s-OFDM 16QAM	Inner_Full	25@12	2610	522000	17.00	15.61
3	Middle	30	20	DFT-s-OFDM 64QAM	Inner_Full	25@12	2610	522000	17.00	15.58
4	Middle	30	20	DFT-s-OFDM 256QAM	Inner_Full	25@12	2610	522000	17.00	15.60
5	Middle	30	20	CP-OFDM QPSK	Inner_Full	25@12	2610	522000	17.00	15.60
6	Middle	30	20	CP-OFDM 16QAM	Inner_Full	25@12	2610	522000	17.00	15.59
7	Middle	30	20	CP-OFDM 64QAM	Inner_Full	25@12	2610	522000	17.00	15.57
8	Middle	30	20	CP-OFDM 256QAM	Inner_Full	25@12	2610	522000	16.00	15.55
9	Middle	30	20	DFT-s-OFDM QPSK	Edge_Full_Right	2@49	2610	522000	17.00	15.67
10	Middle	30	20	DFT-s-OFDM QPSK	Edge_Full_Left	2@0	2610	522000	17.00	15.47
11	Middle	30	20	DFT-s-OFDM QPSK	Inner_1RB_Right	1@49	2610	522000	17.00	15.69
12	Middle	30	20	DFT-s-OFDM QPSK	Inner_1RB_Left	1 1	2610	522000	17.00	15.54
13	Middle	30	20	DFT-s-OFDM QPSK	Outer_Full	50@0	2610	522000	17.00	15.60
1	High	30	20	DFT-s-OFDM QPSK	Edge_1RB_Right	1@50	2610	522000	17.00	15.70
3	Low	30	20	DFT-s-OFDM QPSK	Edge_1RB_Left	1@0	2610	522000	17.00	15.59

N38(ANT2 DSI 3)

No.	Test Freq Description	5G-n38							Power Results (dBm)	
		SCS (kHz)	NR BW (MHz)	Modulation	RB allocation		NR Test Freq. (MHz)	NR Test CH.	Tune up	n38
4	High	30	20	DFT-s-OFDM QPSK	Inner_Full	25@12	2610	522000	17.50	16.37
5	Middle	30	20	DFT-s-OFDM QPSK	Inner_Full	25@12	2595	519000	17.50	16.21
6	Low	30	20	DFT-s-OFDM QPSK	Inner_Full	25@12	2580	516000	17.50	16.19

According to the table above, the maximum power configuration is selected as the default test configuration

No.	Test Freq Description	5G-n38							Power Results (dBm)	
		SCS (kHz)	NR BW (MHz)	Modulation	RB allocation		NR Test Freq. (MHz)	NR Test CH.	Tune up	n38
1	Middle	30	20	DFT-s-OFDM P1/2 BPSK1	Inner_Full	25@12	2610	522000	17.50	16.25
2	Middle	30	20	DFT-s-OFDM 16QAM	Inner_Full	25@12	2610	522000	17.50	16.26
3	Middle	30	20	DFT-s-OFDM 64QAM	Inner_Full	25@12	2610	522000	17.50	16.22
4	Middle	30	20	DFT-s-OFDM 256QAM	Inner_Full	25@12	2610	522000	17.50	16.25
5	Middle	30	20	CP-OFDM QPSK	Inner_Full	25@12	2610	522000	17.50	16.24
6	Middle	30	20	CP-OFDM 16QAM	Inner_Full	25@12	2610	522000	17.50	16.23
7	Middle	30	20	CP-OFDM 64QAM	Inner_Full	25@12	2610	522000	17.50	16.21
8	Middle	30	20	CP-OFDM 256QAM	Inner_Full	25@12	2610	522000	16.00	16.19
9	Middle	30	20	DFT-s-OFDM QPSK	Edge_Full_Right	2@49	2610	522000	17.50	16.32
10	Middle	30	20	DFT-s-OFDM QPSK	Edge_Full_Left	2@0	2610	522000	17.50	16.11
11	Middle	30	20	DFT-s-OFDM QPSK	Inner_1RB_Right	1@49	2610	522000	17.50	16.34
12	Middle	30	20	DFT-s-OFDM QPSK	Inner_1RB_Left	1 1	2610	522000	17.50	16.18
13	Middle	30	20	DFT-s-OFDM QPSK	Outer_Full	50@0	2610	522000	17.50	16.25
1	High	30	20	DFT-s-OFDM QPSK	Edge_1RB_Right	1@50	2610	522000	17.50	16.35
3	Low	30	20	DFT-s-OFDM QPSK	Edge_1RB_Left	1@0	2610	522000	17.50	16.23

N38(ANT2 DSI 13)

No.	Test Freq Description	5G-n38							Power Results (dBm)	
		SCS (kHz)	NR BW (MHz)	Modulation	RB allocation		NR Test Freq. (MHz)	NR Test CH.	Tune up	n38
4	High	30	20	DFT-s-OFDM QPSK	Inner_Full	25@12	2610	522000	16.50	15.21
5	Middle	30	20	DFT-s-OFDM QPSK	Inner_Full	25@12	2595	519000	16.50	15.09
6	Low	30	20	DFT-s-OFDM QPSK	Inner_Full	25@12	2580	516000	16.50	15.14

According to the table above, the maximum power configuration is selected as the default test configuration

No.	Test Freq Description	5G-n38							Power Results (dBm)	
		SCS (kHz)	NR BW (MHz)	Modulation	RB allocation		NR Test Freq. (MHz)	NR Test CH.	Tune up	n38
1	Middle	30	20	DFT-s-OFDM P1/2 BPSK1	Inner_Full	25@12	2610	522000	16.50	15.10
2	Middle	30	20	DFT-s-OFDM 16QAM	Inner_Full	25@12	2610	522000	16.50	15.11
3	Middle	30	20	DFT-s-OFDM 64QAM	Inner_Full	25@12	2610	522000	16.50	15.07
4	Middle	30	20	DFT-s-OFDM 256QAM	Inner_Full	25@12	2610	522000	16.50	15.10
5	Middle	30	20	CP-OFDM QPSK	Inner_Full	25@12	2610	522000	16.50	15.09
6	Middle	30	20	CP-OFDM 16QAM	Inner_Full	25@12	2610	522000	16.50	15.08
7	Middle	30	20	CP-OFDM 64QAM	Inner_Full	25@12	2610	522000	16.50	15.06
8	Middle	30	20	CP-OFDM 256QAM	Inner_Full	25@12	2610	522000	16.50	15.04
9	Middle	30	20	DFT-s-OFDM QPSK	Edge_Full_Right	2@49	2610	522000	16.50	15.16
10	Middle	30	20	DFT-s-OFDM QPSK	Edge_Full_Left	2@0	2610	522000	16.50	14.97
11	Middle	30	20	DFT-s-OFDM QPSK	Inner_1RB_Right	1@49	2610	522000	16.50	15.18
12	Middle	30	20	DFT-s-OFDM QPSK	Inner_1RB_Left	1 1	2610	522000	16.50	15.03
13	Middle	30	20	DFT-s-OFDM QPSK	Outer_Full	50@0	2610	522000	16.50	15.10
1	High	30	20	DFT-s-OFDM QPSK	Edge_1RB_Right	1@50	2610	522000	16.50	15.19
3	Low	30	20	DFT-s-OFDM QPSK	Edge_1RB_Left	1@0	2610	522000	16.50	15.08

N38(ANT3 DSI 8)

No.	Test Freq Description	5G-n38							Power Results (dBm)	
		SCS (kHz)	NR BW (MHz)	Modulation	RB allocation		NR Test Freq. (MHz)	NR Test CH.	Tune up	n38
4	High	30	20	DFT-s-OFDM QPSK	Inner_Full	25@12	2610	522000	20.50	19.49
5	Middle	30	20	DFT-s-OFDM QPSK	Inner_Full	25@12	2595	519000	20.50	19.27
6	Low	30	20	DFT-s-OFDM QPSK	Inner_Full	25@12	2580	516000	20.50	19.18

According to the table above, the maximum power configuration is selected as the default test configuration

No.	Test Freq Description	5G-n38							Power Results (dBm)	
		SCS (kHz)	NR BW (MHz)	Modulation	RB allocation		NR Test Freq. (MHz)	NR Test CH.	Tune up	n38
1	Middle	30	20	DFT-s-OFDM P1/2 BPSK1	Inner_Full	25@12	2610	522000	20.50	19.37
2	Middle	30	20	DFT-s-OFDM 16QAM	Inner_Full	25@12	2610	522000	20.50	19.40
3	Middle	30	20	DFT-s-OFDM 64QAM	Inner_Full	25@12	2610	522000	20.50	19.42
4	Middle	30	20	DFT-s-OFDM 256QAM	Inner_Full	25@12	2610	522000	20.50	19.31
5	Middle	30	20	CP-OFDM QPSK	Inner_Full	25@12	2610	522000	20.50	19.36
6	Middle	30	20	CP-OFDM 16QAM	Inner_Full	25@12	2610	522000	20.50	19.43
7	Middle	30	20	CP-OFDM 64QAM	Inner_Full	25@12	2610	522000	20.50	19.36
8	Middle	30	20	CP-OFDM 256QAM	Inner_Full	25@12	2610	522000	18.50	17.29
9	Middle	30	20	DFT-s-OFDM QPSK	Edge_Full_Right	2@49	2610	522000	20.50	19.31
10	Middle	30	20	DFT-s-OFDM QPSK	Edge_Full_Left	2@0	2610	522000	20.50	19.37
11	Middle	30	20	DFT-s-OFDM QPSK	Inner_1RB_Right	1@49	2610	522000	20.50	19.40
12	Middle	30	20	DFT-s-OFDM QPSK	Inner_1RB_Left	1 1	2610	522000	20.50	19.35
13	Middle	30	20	DFT-s-OFDM QPSK	Outer_Full	50@0	2610	522000	20.50	19.42
1	High	30	20	DFT-s-OFDM QPSK	Edge_1RB_Right	1@50	2610	522000	20.50	19.41
3	Low	30	20	DFT-s-OFDM QPSK	Edge_1RB_Left	1@0	2610	522000	20.50	19.35

N38(ANT3 DSI 3)

No.	Test Freq Description	5G-n38							Power Results (dBm)	
		SCS (kHz)	NR BW (MHz)	Modulation	RB allocation		NR Test Freq. (MHz)	NR Test CH.	Tune up	n38
4	High	30	20	DFT-s-OFDM QPSK	Inner_Full	25@12	2610	522000	19.50	18.64
5	Middle	30	20	DFT-s-OFDM QPSK	Inner_Full	25@12	2595	519000	19.50	18.53
6	Low	30	20	DFT-s-OFDM QPSK	Inner_Full	25@12	2580	516000	19.50	18.40

According to the table above, the maximum power configuration is selected as the default test configuration

No.	Test Freq Description	5G-n38							Power Results (dBm)	
		SCS (kHz)	NR BW (MHz)	Modulation	RB allocation		NR Test Freq. (MHz)	NR Test CH.	Tune up	n38
1	Middle	30	20	DFT-s-OFDM PI/2 BPSK1	Inner_Full	25@12	2610	522000	19.50	18.62
2	Middle	30	20	DFT-s-OFDM 16QAM	Inner_Full	25@12	2610	522000	19.50	18.59
3	Middle	30	20	DFT-s-OFDM 64QAM	Inner_Full	25@12	2610	522000	19.50	18.62
4	Middle	30	20	DFT-s-OFDM 256QAM	Inner_Full	25@12	2610	522000	19.50	18.61
5	Middle	30	20	CP-OFDM QPSK	Inner_Full	25@12	2610	522000	19.50	18.62
6	Middle	30	20	CP-OFDM 16QAM	Inner_Full	25@12	2610	522000	19.50	18.61
7	Middle	30	20	CP-OFDM 64QAM	Inner_Full	25@12	2610	522000	19.50	18.61
8	Middle	30	20	CP-OFDM 256QAM	Inner_Full	25@12	2610	522000	18.50	17.59
9	Middle	30	20	DFT-s-OFDM QPSK	Edge_Full_Right	2@49	2610	522000	19.50	18.58
10	Middle	30	20	DFT-s-OFDM QPSK	Edge_Full_Left	2@0	2610	522000	19.50	18.53
11	Middle	30	20	DFT-s-OFDM QPSK	Inner_1RB_Right	1@49	2610	522000	19.50	18.58
12	Middle	30	20	DFT-s-OFDM QPSK	Inner_1RB_Left	1_1	2610	522000	19.50	18.57
13	Middle	30	20	DFT-s-OFDM QPSK	Outer_Full	50@0	2610	522000	19.50	18.61
1	High	30	20	DFT-s-OFDM QPSK	Edge_1RB_Right	1@50	2610	522000	19.50	18.58
3	Low	30	20	DFT-s-OFDM QPSK	Edge_1RB_Left	1@0	2610	522000	19.50	18.59

N38(ANT3 DSI 13)

No.	Test Freq Description	5G-n38							Power Results (dBm)		
		SCS (kHz)	NR BW (MHz)	Modulation	RB allocation		NR Test Freq. (MHz)	NR Test CH.	QRCT设置信道	Tune up	n38
4	High	30	20	DFT-s-OFDM QPSK	Inner_Full	25@12	2610	522000	520164	19.00	18.16
5	Middle	30	20	DFT-s-OFDM QPSK	Inner_Full	25@12	2595	519000	517164	19.00	18.05
6	Low	30	20	DFT-s-OFDM QPSK	Inner_Full	25@12	2580	516000	514164	19.00	17.93

According to the table above, the maximum power configuration is selected as the default test configuration

No.	Test Freq Description	5G-n38							Power Results (dBm)		
		SCS (kHz)	NR BW (MHz)	Modulation	RB allocation		NR Test Freq. (MHz)	NR Test CH.	QRCT设置信道	Tune up	n38
1	Middle	30	20	DFT-s-OFDM PI/2 BPSK1	Inner_Full	25@12	2610	522000	514164	19.00	18.14
2	Middle	30	20	DFT-s-OFDM 16QAM	Inner_Full	25@12	2610	522000	514164	19.00	18.11
3	Middle	30	20	DFT-s-OFDM 64QAM	Inner_Full	25@12	2610	522000	514164	19.00	18.14
4	Middle	30	20	DFT-s-OFDM 256QAM	Inner_Full	25@12	2610	522000	514164	19.00	18.13
5	Middle	30	20	CP-OFDM QPSK	Inner_Full	25@12	2610	522000	514164	19.00	18.15
6	Middle	30	20	CP-OFDM 16QAM	Inner_Full	25@12	2610	522000	514164	19.00	18.15
7	Middle	30	20	CP-OFDM 64QAM	Inner_Full	25@12	2610	522000	514164	19.00	18.13
8	Middle	30	20	CP-OFDM 256QAM	Inner_Full	25@12	2610	522000	514164	18.50	17.14
9	Middle	30	20	DFT-s-OFDM QPSK	Edge_Full_Right	2@49	2610	522000	514164	19.00	18.10
10	Middle	30	20	DFT-s-OFDM QPSK	Edge_Full_Left	2@0	2610	522000	514164	19.00	18.05
11	Middle	30	20	DFT-s-OFDM QPSK	Inner_1RB_Right	1@49	2610	522000	514164	19.00	18.10
12	Middle	30	20	DFT-s-OFDM QPSK	Inner_1RB_Left	1_1	2610	522000	514164	19.00	18.09
13	Middle	30	20	DFT-s-OFDM QPSK	Outer_Full	50@0	2610	522000	514164	19.00	18.13
1	High	30	20	DFT-s-OFDM QPSK	Edge_1RB_Right	1@50	2610	522000	514164	19.00	18.10
3	Low	30	20	DFT-s-OFDM QPSK	Edge_1RB_Left	1@0	2610	522000	514164	19.00	18.11

N38(ANT5 DSI 8)

No.	Test Freq Description	5G-n38							Power Results (dBm)	
		SCS (kHz)	NR BW (MHz)	Modulation	RB allocation		NR Test Freq. (MHz)	NR Test CH.	Tune up	n38
4	High	30	20	DFT-s-OFDM QPSK	Inner_Full	25@12	2610	522000	18.50	17.52
5	Middle	30	20	DFT-s-OFDM QPSK	Inner_Full	25@12	2595	519000	18.50	17.38
6	Low	30	20	DFT-s-OFDM QPSK	Inner_Full	25@12	2580	516000	18.50	17.42

According to the table above, the maximum power configuration is selected as the default test configuration

No.	Test Freq Description	5G-n38							Power Results (dBm)	
		SCS (kHz)	NR BW (MHz)	Modulation	RB allocation		NR Test Freq. (MHz)	NR Test CH.	Tune up	n38
1	Middle	30	20	DFT-s-OFDM P1/2 BPSK1	Inner_Full	25@12	2610	522000	18.50	17.46
2	Middle	30	20	DFT-s-OFDM 16QAM	Inner_Full	25@12	2610	522000	18.50	17.39
3	Middle	30	20	DFT-s-OFDM 64QAM	Inner_Full	25@12	2610	522000	18.50	17.44
4	Middle	30	20	DFT-s-OFDM 256QAM	Inner_Full	25@12	2610	522000	18.50	17.43
5	Middle	30	20	CP-OFDM QPSK	Inner_Full	25@12	2610	522000	18.50	17.46
6	Middle	30	20	CP-OFDM 16QAM	Inner_Full	25@12	2610	522000	18.50	17.51
7	Middle	30	20	CP-OFDM 64QAM	Inner_Full	25@12	2610	522000	18.50	17.48
8	Middle	30	20	CP-OFDM 256QAM	Inner_Full	25@12	2610	522000	18.50	17.37
9	Middle	30	20	DFT-s-OFDM QPSK	Edge_Full_Right	2@49	2610	522000	18.50	17.45
10	Middle	30	20	DFT-s-OFDM QPSK	Edge_Full_Left	2@0	2610	522000	18.50	17.37
11	Middle	30	20	DFT-s-OFDM QPSK	Inner_1RB_Right	1@49	2610	522000	18.50	17.50
12	Middle	30	20	DFT-s-OFDM QPSK	Inner_1RB_Left	1 1	2610	522000	18.50	17.51
13	Middle	30	20	DFT-s-OFDM QPSK	Outer_Full	50@0	2610	522000	18.50	17.46
1	High	30	20	DFT-s-OFDM QPSK	Edge_1RB_Right	1@50	2610	522000	18.50	17.46
3	Low	30	20	DFT-s-OFDM QPSK	Edge_1RB_Left	1@0	2610	522000	18.50	17.47

N38(ANT5 DSI 3)

No.	Test Freq Description	5G-n38							Power Results (dBm)	
		SCS (kHz)	NR BW (MHz)	Modulation	RB allocation		NR Test Freq. (MHz)	NR Test CH.	Tune up	n38
4	High	30	20	DFT-s-OFDM QPSK	Inner_Full	25@12	2610	522000	21.00	20.22
5	Middle	30	20	DFT-s-OFDM QPSK	Inner_Full	25@12	2595	519000	21.00	20.01
6	Low	30	20	DFT-s-OFDM QPSK	Inner_Full	25@12	2580	516000	21.00	20.06

According to the table above, the maximum power configuration is selected as the default test configuration

No.	Test Freq Description	5G-n38							Power Results (dBm)	
		SCS (kHz)	NR BW (MHz)	Modulation	RB allocation		NR Test Freq. (MHz)	NR Test CH.	Tune up	n38
1	Middle	30	20	DFT-s-OFDM P1/2 BPSK1	Inner_Full	25@12	2610	522000	21.00	20.11
2	Middle	30	20	DFT-s-OFDM 16QAM	Inner_Full	25@12	2610	522000	21.00	20.03
3	Middle	30	20	DFT-s-OFDM 64QAM	Inner_Full	25@12	2610	522000	21.00	20.08
4	Middle	30	20	DFT-s-OFDM 256QAM	Inner_Full	25@12	2610	522000	20.50	19.01
5	Middle	30	20	CP-OFDM QPSK	Inner_Full	25@12	2610	522000	21.00	20.11
6	Middle	30	20	CP-OFDM 16QAM	Inner_Full	25@12	2610	522000	21.00	20.17
7	Middle	30	20	CP-OFDM 64QAM	Inner_Full	25@12	2610	522000	21.00	20.13
8	Middle	30	20	CP-OFDM 256QAM	Inner_Full	25@12	2610	522000	18.50	16.95
9	Middle	30	20	DFT-s-OFDM QPSK	Edge_Full_Right	2@49	2610	522000	21.00	20.10
10	Middle	30	20	DFT-s-OFDM QPSK	Edge_Full_Left	2@0	2610	522000	21.00	20.00
11	Middle	30	20	DFT-s-OFDM QPSK	Inner_1RB_Right	1@49	2610	522000	21.00	20.16
12	Middle	30	20	DFT-s-OFDM QPSK	Inner_1RB_Left	1 1	2610	522000	21.00	20.17
13	Middle	30	20	DFT-s-OFDM QPSK	Outer_Full	50@0	2610	522000	21.00	20.11
1	High	30	20	DFT-s-OFDM QPSK	Edge_1RB_Right	1@50	2610	522000	21.00	20.11
3	Low	30	20	DFT-s-OFDM QPSK	Edge_1RB_Left	1@0	2610	522000	21.00	20.12

N38(ANT5 DSI 13)

No.	Test Freq Description	5G-n38							QRCT设置信道	Tune up	Power Results (dBm)
		SCS (kHz)	NR BW (MHz)	Modulation	RB allocation		NR Test Freq. (MHz)	NR Test CH.			
4	High	30	20	DFT-s-OFDM QPSK	Inner_Full	25@12	2610	522000	520164	18.00	16.95
5	Middle	30	20	DFT-s-OFDM QPSK	Inner_Full	25@12	2595	519000	517164	18.00	16.81
6	Low	30	20	DFT-s-OFDM QPSK	Inner_Full	25@12	2580	516000	514164	18.00	16.85

According to the table above, the maximum power configuration is selected as the default test configuration

No.	Test Freq Description	5G-n38							QRCT设置信道	Tune up	Power Results (dBm)
		SCS (kHz)	NR BW (MHz)	Modulation	RB allocation		NR Test Freq. (MHz)	NR Test CH.			
1	Middle	30	20	DFT-s-OFDM PI/2 BPSK1	Inner_Full	25@12	2610	522000	514164	18.00	16.89
2	Middle	30	20	DFT-s-OFDM 16QAM	Inner_Full	25@12	2610	522000	514164	18.00	16.82
3	Middle	30	20	DFT-s-OFDM 64QAM	Inner_Full	25@12	2610	522000	514164	18.00	16.87
4	Middle	30	20	DFT-s-OFDM 256QAM	Inner_Full	25@12	2610	522000	514164	18.00	16.86
5	Middle	30	20	CP-OFDM QPSK	Inner_Full	25@12	2610	522000	514164	18.00	16.89
6	Middle	30	20	CP-OFDM 16QAM	Inner_Full	25@12	2610	522000	514164	18.00	16.94
7	Middle	30	20	CP-OFDM 64QAM	Inner_Full	25@12	2610	522000	514164	18.00	16.91
8	Middle	30	20	CP-OFDM 256QAM	Inner_Full	25@12	2610	522000	514164	18.00	16.80
9	Middle	30	20	DFT-s-OFDM QPSK	Edge_Full_Right	2@49	2610	522000	514164	18.00	16.88
10	Middle	30	20	DFT-s-OFDM QPSK	Edge_Full_Left	2@0	2610	522000	514164	18.00	16.80
11	Middle	30	20	DFT-s-OFDM QPSK	Inner_1RB_Right	1@49	2610	522000	514164	18.00	16.93
12	Middle	30	20	DFT-s-OFDM QPSK	Inner_1RB_Left	1_1	2610	522000	514164	18.00	16.94
13	Middle	30	20	DFT-s-OFDM QPSK	Outer_Full	50@0	2610	522000	514164	18.00	16.89
1	High	30	20	DFT-s-OFDM QPSK	Edge_1RB_Right	1@50	2610	522000	514164	18.00	16.89
3	Low	30	20	DFT-s-OFDM QPSK	Edge_1RB_Left	1@0	2610	522000	514164	18.00	16.90

N41(ANT1 DSI 8)

No.	Test Freq Description	5G-n41							Tune up	Power Results (dBm)
		SCS (kHz)	NR BW (MHz)	Modulation	RB allocation		NR Test Freq. (MHz)	NR Test CH.		
1	High	30	20	DFT-s-OFDM QPSK	Inner_Full	25_12	2679.99	535998	24.70	23.25
2	Middle1	30	20	DFT-s-OFDM QPSK	Inner_Full	25_12	2636.49	527298	24.70	23.48
3	Middle2	30	20	DFT-s-OFDM QPSK	Inner_Full	25_12	2592.99	518598	24.70	23.49
4	Middle3	30	20	DFT-s-OFDM QPSK	Inner_Full	25_12	2549.49	509898	24.70	23.02
5	Low	30	20	DFT-s-OFDM QPSK	Inner_Full	25_12	2506.02	501204	24.70	22.85
6	High	30	100	DFT-s-OFDM QPSK	Inner_Full	135_67	2640	528000	24.70	23.32
7	Middle1	30	100	DFT-s-OFDM QPSK	Inner_Full	135_67	2616.495	523299	24.70	23.19
8	Middle2	30	100	DFT-s-OFDM QPSK	Inner_Full	135_67	2592.99	518598	24.70	23.13
9	Middle3	30	100	DFT-s-OFDM QPSK	Inner_Full	135_67	2569.5	513900	24.70	23.05
10	Low	30	100	DFT-s-OFDM QPSK	Inner_Full	135_67	2546.01	509202	24.70	22.93

According to the table above, the maximum power configuration is selected as the default test configuration

No.	Test Freq Description	5G-n41							Tune up	Power Results (dBm)
		SCS (kHz)	NR BW (MHz)	Modulation	RB allocation		NR Test Freq. (MHz)	NR Test CH.		
1	Middle2	30	20	DFT-s-OFDM PI/2 BPSK1	Inner_Full	25_12	2592.99	518598	24.70	23.38
2	Middle2	30	20	DFT-s-OFDM 16QAM	Inner_Full	25_12	2592.99	518598	23.70	23.33
3	Middle2	30	20	DFT-s-OFDM 64QAM	Inner_Full	25_12	2592.99	518598	22.20	22.08
4	Middle2	30	20	DFT-s-OFDM 256QAM	Inner_Full	25_12	2592.99	518598	20.20	20.07
5	Middle2	30	20	CP-OFDM QPSK	Inner_Full	25_12	2592.99	518598	23.20	23.11
6	Middle2	30	20	CP-OFDM 16QAM	Inner_Full	25_12	2592.99	518598	22.70	22.67
7	Middle2	30	20	CP-OFDM 64QAM	Inner_Full	25_12	2592.99	518598	21.20	21.09
8	Middle2	30	20	CP-OFDM 256QAM	Inner_Full	25_12	2592.99	518598	18.20	18.07
9	Middle	30	20	DFT-s-OFDM QPSK	Edge_Full_Right	2@49	2592.99	518598	21.20	21.01
10	Middle	30	20	DFT-s-OFDM QPSK	Edge_Full_Left	2@0	2592.99	518598	21.20	21.03
11	Middle	30	20	DFT-s-OFDM QPSK	Edge_1RB_Right	1@50	2592.99	518598	21.20	21.11
12	Middle	30	20	DFT-s-OFDM QPSK	Edge_1RB_Left	1@0	2592.99	518598	21.20	21.19
13	Middle	30	20	DFT-s-OFDM QPSK	Inner_1RB_Right	1@49	2592.99	518598	24.20	23.46
14	Middle	30	20	DFT-s-OFDM QPSK	Inner_1RB_Left	1_1	2592.99	518598	24.20	23.41
15	Middle	30	20	DFT-s-OFDM QPSK	Outer_Full	50@0	2592.99	518598	23.70	23.28
18	Middle2	30	30	DFT-s-OFDM QPSK	Inner_Full	36_18	2592.99	518598	24.70	23.36
19	Middle2	30	40	DFT-s-OFDM QPSK	Inner_Full	50_25	2592.99	518598	24.70	23.39
20	Middle2	30	50	DFT-s-OFDM QPSK	Inner_Full	64_32	2592.99	518598	24.70	23.41
21	Middle2	30	60	DFT-s-OFDM QPSK	Inner_Full	81_40	2592.99	518598	24.70	23.36
23	Middle2	30	80	DFT-s-OFDM QPSK	Inner_Full	108_54	2592.99	518598	24.70	23.38

N41(ANT1 DSI 3)

No.	Test Freq Description	5G-n41							Power Results (dBm)	
		SCS (kHz)	NR BW (MHz)	Modulation	RB allocation		NR Test Freq. (MHz)	NR Test CH.	Tune up	n41
1	High	30	20	DFT-s-OFDM QPSK	Inner_Full	25_12	2679.99	535998	19.20	17.62
2	Middle1	30	20	DFT-s-OFDM QPSK	Inner_Full	25_12	2636.49	527298	19.20	17.99
3	Middle2	30	20	DFT-s-OFDM QPSK	Inner_Full	25_12	2592.99	518598	19.20	18.03
4	Middle3	30	20	DFT-s-OFDM QPSK	Inner_Full	25_12	2549.49	509898	19.20	17.68
5	Low	30	20	DFT-s-OFDM QPSK	Inner_Full	25_12	2506.02	501204	19.20	17.25
6	High	30	100	DFT-s-OFDM QPSK	Inner_Full	135_67	2640	528000	19.20	17.79
7	Middle1	30	100	DFT-s-OFDM QPSK	Inner_Full	135_67	2616.495	523299	19.20	17.81
8	Middle2	30	100	DFT-s-OFDM QPSK	Inner_Full	135_67	2592.99	518598	19.20	17.89
9	Middle3	30	100	DFT-s-OFDM QPSK	Inner_Full	135_67	2569.5	513900	19.20	17.72
10	Low	30	100	DFT-s-OFDM QPSK	Inner_Full	135_67	2546.01	509202	19.20	17.54

According to the table above, the maximum power configuration is selected as the default test configuration

No.	Test Freq Description	5G-n41							Power Results (dBm)	
		SCS (kHz)	NR BW (MHz)	Modulation	RB allocation		NR Test Freq. (MHz)	NR Test CH.	Tune up	n41
1	Middle2	30	20	DFT-s-OFDM Pi/2 BPSK1	Inner_Full	25_12	2592.99	518598	19.20	17.91
2	Middle2	30	20	DFT-s-OFDM 16QAM	Inner_Full	25_12	2592.99	518598	19.20	17.92
3	Middle2	30	20	DFT-s-OFDM 64QAM	Inner_Full	25_12	2592.99	518598	19.20	17.81
4	Middle2	30	20	DFT-s-OFDM 256QAM	Inner_Full	25_12	2592.99	518598	19.20	17.89
5	Middle2	30	20	CP-OFDM QPSK	Inner_Full	25_12	2592.99	518598	19.20	17.84
6	Middle2	30	20	CP-OFDM 16QAM	Inner_Full	25_12	2592.99	518598	19.20	17.84
7	Middle2	30	20	CP-OFDM 64QAM	Inner_Full	25_12	2592.99	518598	19.20	17.80
8	Middle2	30	20	CP-OFDM 256QAM	Inner_Full	25_12	2592.99	518598	18.20	17.73
9	Middle	30	20	DFT-s-OFDM QPSK	Edge_Full_Right	2@49	2592.99	518598	19.20	17.91
10	Middle	30	20	DFT-s-OFDM QPSK	Edge_Full_Left	2@0	2592.99	518598	19.20	17.93
11	Middle	30	20	DFT-s-OFDM QPSK	Edge_1RB_Right	1@50	2592.99	518598	19.20	17.98
12	Middle	30	20	DFT-s-OFDM QPSK	Edge_1RB_Left	1@0	2592.99	518598	19.20	17.96
13	Middle	30	20	DFT-s-OFDM QPSK	Inner_1RB_Right	1@49	2592.99	518598	19.20	17.91
14	Middle	30	20	DFT-s-OFDM QPSK	Inner_1RB_Left	1_1	2592.99	518598	19.20	17.98
15	Middle	30	20	DFT-s-OFDM QPSK	Outer_Full	50@0	2592.99	518598	19.20	17.88
18	Middle2	30	30	DFT-s-OFDM QPSK	Inner_Full	36_18	2592.99	518598	19.20	17.92
19	Middle2	30	40	DFT-s-OFDM QPSK	Inner_Full	50_25	2592.99	518598	19.20	17.87
20	Middle2	30	50	DFT-s-OFDM QPSK	Inner_Full	64_32	2592.99	518598	19.20	17.93
21	Middle2	30	60	DFT-s-OFDM QPSK	Inner_Full	81_40	2592.99	518598	19.20	17.94
23	Middle2	30	80	DFT-s-OFDM QPSK	Inner_Full	108_54	2592.99	518598	19.20	17.77

N41(ANT1 DSI 13)

No.	Test Freq Description	5G-n41							Power Results (dBm)	
		SCS (kHz)	NR BW (MHz)	Modulation	RB allocation		NR Test Freq. (MHz)	NR Test CH.	Tune up	n41
1	High	30	20	DFT-s-OFDM QPSK	Inner_Full	25_12	2679.99	535998	17.70	16.18
2	Middle1	30	20	DFT-s-OFDM QPSK	Inner_Full	25_12	2636.49	527298	17.70	16.51
3	Middle2	30	20	DFT-s-OFDM QPSK	Inner_Full	25_12	2592.99	518598	17.70	16.61
4	Middle3	30	20	DFT-s-OFDM QPSK	Inner_Full	25_12	2549.49	509898	17.70	16.18
5	Low	30	20	DFT-s-OFDM QPSK	Inner_Full	25_12	2506.02	501204	17.70	15.85
6	High	30	100	DFT-s-OFDM QPSK	Inner_Full	135_67	2640	528000	17.70	16.29
7	Middle1	30	100	DFT-s-OFDM QPSK	Inner_Full	135_67	2616.495	523299	17.70	16.36
8	Middle2	30	100	DFT-s-OFDM QPSK	Inner_Full	135_67	2592.99	518598	17.70	16.35
9	Middle3	30	100	DFT-s-OFDM QPSK	Inner_Full	135_67	2569.5	513900	17.70	16.22
10	Low	30	100	DFT-s-OFDM QPSK	Inner_Full	135_67	2546.01	509202	17.70	16.09

According to the table above, the maximum power configuration is selected as the default test configuration

No.	Test Freq Description	5G-n41							Power Results (dBm)	
		SCS (kHz)	NR BW (MHz)	Modulation	RB allocation		NR Test Freq. (MHz)	NR Test CH.	Tune up	n41
1	Middle2	30	20	DFT-s-OFDM Pi/2 BPSK1	Inner_Full	25_12	2592.99	518598	17.70	16.49
2	Middle2	30	20	DFT-s-OFDM 16QAM	Inner_Full	25_12	2592.99	518598	17.70	16.47
3	Middle2	30	20	DFT-s-OFDM 64QAM	Inner_Full	25_12	2592.99	518598	17.70	16.45
4	Middle2	30	20	DFT-s-OFDM 256QAM	Inner_Full	25_12	2592.99	518598	17.70	16.51
5	Middle2	30	20	CP-OFDM QPSK	Inner_Full	25_12	2592.99	518598	17.70	16.49
6	Middle2	30	20	CP-OFDM 16QAM	Inner_Full	25_12	2592.99	518598	17.70	16.46
7	Middle2	30	20	CP-OFDM 64QAM	Inner_Full	25_12	2592.99	518598	17.70	16.42
8	Middle2	30	20	CP-OFDM 256QAM	Inner_Full	25_12	2592.99	518598	17.70	16.41
9	Middle	30	20	DFT-s-OFDM QPSK	Edge_Full_Right	2@49	2592.99	518598	17.70	16.43
10	Middle	30	20	DFT-s-OFDM QPSK	Edge_Full_Left	2@0	2592.99	518598	17.70	16.44
11	Middle	30	20	DFT-s-OFDM QPSK	Edge_1RB_Right	1@50	2592.99	518598	17.70	16.52
12	Middle	30	20	DFT-s-OFDM QPSK	Edge_1RB_Left	1@0	2592.99	518598	17.70	16.51
13	Middle	30	20	DFT-s-OFDM QPSK	Inner_1RB_Right	1@49	2592.99	518598	17.70	16.50
14	Middle	30	20	DFT-s-OFDM QPSK	Inner_1RB_Left	1_1	2592.99	518598	17.70	16.51
15	Middle	30	20	DFT-s-OFDM QPSK	Outer_Full	50@0	2592.99	518598	17.70	16.41
18	Middle2	30	30	DFT-s-OFDM QPSK	Inner_Full	36_18	2592.99	518598	17.70	16.43
19	Middle2	30	40	DFT-s-OFDM QPSK	Inner_Full	50_25	2592.99	518598	17.70	16.48
20	Middle2	30	50	DFT-s-OFDM QPSK	Inner_Full	64_32	2592.99	518598	17.70	16.45
21	Middle2	30	60	DFT-s-OFDM QPSK	Inner_Full	81_40	2592.99	518598	17.70	16.47
23	Middle2	30	80	DFT-s-OFDM QPSK	Inner_Full	108_54	2592.99	518598	17.70	16.49

N41(ANT2 DSI 8)

No.	Test Freq Description	5G-n41							Power Results (dBm)	
		SCS (kHz)	NR BW (MHz)	Modulation	RB allocation		NR Test Freq. (MHz)	NR Test CH.	Tune up	n41
1	High	30	20	DFT-s-OFDM QPSK	Inner_Full	25_12	2679.99	535998	17.30	15.75
2	Middle1	30	20	DFT-s-OFDM QPSK	Inner_Full	25_12	2636.49	527298	17.30	15.78
3	Middle2	30	20	DFT-s-OFDM QPSK	Inner_Full	25_12	2592.99	518598	17.30	15.76
4	Middle3	30	20	DFT-s-OFDM QPSK	Inner_Full	25_12	2549.49	509898	17.30	15.98
5	Low	30	20	DFT-s-OFDM QPSK	Inner_Full	25_12	2506.02	501204	17.30	16.25
6	High	30	100	DFT-s-OFDM QPSK	Inner_Full	135_67	2640	528000	17.30	15.62
7	Middle1	30	100	DFT-s-OFDM QPSK	Inner_Full	135_67	2616.495	523299	17.30	15.53
8	Middle2	30	100	DFT-s-OFDM QPSK	Inner_Full	135_67	2592.99	518598	17.30	15.53
9	Middle3	30	100	DFT-s-OFDM QPSK	Inner_Full	135_67	2569.5	513900	17.30	15.62
10	Low	30	100	DFT-s-OFDM QPSK	Inner_Full	135_67	2546.01	509202	17.30	15.76

According to the table above, the maximum power configuration is selected as the default test configuration

No.	Test Freq Description	5G-n41							Power Results (dBm)	
		SCS (kHz)	NR BW (MHz)	Modulation	RB allocation		NR Test Freq. (MHz)	NR Test CH.	Tune up	n41
1	Middle2	30	20	DFT-s-OFDM Pi/2 BPSK1	Inner_Full	25_12	2506.02	501204	17.30	16.08
2	Middle2	30	20	DFT-s-OFDM 16QAM	Inner_Full	25_12	2506.02	501204	17.30	16.07
3	Middle2	30	20	DFT-s-OFDM 64QAM	Inner_Full	25_12	2506.02	501204	17.30	16.07
4	Middle2	30	20	DFT-s-OFDM 256QAM	Inner_Full	25_12	2506.02	501204	17.30	16.06
5	Middle2	30	20	CP-OFDM QPSK	Inner_Full	25_12	2506.02	501204	17.30	16.16
6	Middle2	30	20	CP-OFDM 16QAM	Inner_Full	25_12	2506.02	501204	17.30	16.09
7	Middle2	30	20	CP-OFDM 64QAM	Inner_Full	25_12	2506.02	501204	17.30	16.15
8	Middle2	30	20	CP-OFDM 256QAM	Inner_Full	25_12	2506.02	501204	17.30	16.11
9	Middle	30	20	DFT-s-OFDM QPSK	Edge_Full_Right	2@49	2506.02	501204	17.30	16.11
10	Middle	30	20	DFT-s-OFDM QPSK	Edge_Full_Left	2@0	2506.02	501204	17.30	16.17
11	Middle	30	20	DFT-s-OFDM QPSK	Edge_1RB_Right	1@50	2506.02	501204	17.30	16.08
12	Middle	30	20	DFT-s-OFDM QPSK	Edge_1RB_Left	1@0	2506.02	501204	17.30	16.19
13	Middle	30	20	DFT-s-OFDM QPSK	Inner_1RB_Right	1@49	2506.02	501204	17.30	16.09
14	Middle	30	20	DFT-s-OFDM QPSK	Inner_1RB_Left	1_1	2506.02	501204	17.30	16.22
15	Middle	30	20	DFT-s-OFDM QPSK	Outer_Full	50@0	2506.02	501204	17.30	16.17
18	Middle2	30	30	DFT-s-OFDM QPSK	Inner_Full	36_18	2592.99	518598	17.30	16.11
19	Middle2	30	40	DFT-s-OFDM QPSK	Inner_Full	50_25	2592.99	518598	17.30	16.12
20	Middle2	30	50	DFT-s-OFDM QPSK	Inner_Full	64_32	2592.99	518598	17.30	16.11
21	Middle2	30	60	DFT-s-OFDM QPSK	Inner_Full	81_40	2592.99	518598	17.30	16.12
23	Middle2	30	80	DFT-s-OFDM QPSK	Inner_Full	108_54	2592.99	518598	17.30	16.09

N41(ANT2 DSI 3)

No.	Test Freq Description	5G-n41							Power Results (dBm)	
		SCS (kHz)	NR BW (MHz)	Modulation	RB allocation		NR Test Freq. (MHz)	NR Test CH.	Tune up	n41
1	High	30	20	DFT-s-OFDM QPSK	Inner_Full	25_12	2679.99	535998	17.80	16.25
2	Middle1	30	20	DFT-s-OFDM QPSK	Inner_Full	25_12	2636.49	527298	17.80	16.33
3	Middle2	30	20	DFT-s-OFDM QPSK	Inner_Full	25_12	2592.99	518598	17.80	16.27
4	Middle3	30	20	DFT-s-OFDM QPSK	Inner_Full	25_12	2549.49	509898	17.80	16.46
5	Low	30	20	DFT-s-OFDM QPSK	Inner_Full	25_12	2506.02	501204	17.80	16.56
6	High	30	100	DFT-s-OFDM QPSK	Inner_Full	135_67	2640	528000	17.80	16.10
7	Middle1	30	100	DFT-s-OFDM QPSK	Inner_Full	135_67	2616.495	523299	17.80	16.04
8	Middle2	30	100	DFT-s-OFDM QPSK	Inner_Full	135_67	2592.99	518598	17.80	16.07
9	Middle3	30	100	DFT-s-OFDM QPSK	Inner_Full	135_67	2569.5	513900	17.80	16.20
10	Low	30	100	DFT-s-OFDM QPSK	Inner_Full	135_67	2546.01	509202	17.80	16.25

According to the table above, the maximum power configuration is selected as the default test configuration

No.	Test Freq Description	5G-n41							Power Results (dBm)	
		SCS (kHz)	NR BW (MHz)	Modulation	RB allocation		NR Test Freq. (MHz)	NR Test CH.	Tune up	n41
1	Middle2	30	20	DFT-s-OFDM Pi/2 BPSK1	Inner_Full	25_12	2506.02	501204	17.80	16.24
2	Middle2	30	20	DFT-s-OFDM 16QAM	Inner_Full	25_12	2506.02	501204	17.80	16.16
3	Middle2	30	20	DFT-s-OFDM 64QAM	Inner_Full	25_12	2506.02	501204	17.80	16.27
4	Middle2	30	20	DFT-s-OFDM 256QAM	Inner_Full	25_12	2506.02	501204	17.80	16.20
5	Middle2	30	20	CP-OFDM QPSK	Inner_Full	25_12	2506.02	501204	17.80	16.19
6	Middle2	30	20	CP-OFDM 16QAM	Inner_Full	25_12	2506.02	501204	17.80	16.23
7	Middle2	30	20	CP-OFDM 64QAM	Inner_Full	25_12	2506.02	501204	17.80	16.27
8	Middle2	30	20	CP-OFDM 256QAM	Inner_Full	25_12	2506.02	501204	17.80	16.15
9	Middle	30	20	DFT-s-OFDM QPSK	Edge_Full_Right	2@49	2506.02	501204	17.80	16.20
10	Middle	30	20	DFT-s-OFDM QPSK	Edge_Full_Left	2@0	2506.02	501204	17.80	16.23
11	Middle	30	20	DFT-s-OFDM QPSK	Edge_1RB_Right	1@50	2506.02	501204	17.80	16.25
12	Middle	30	20	DFT-s-OFDM QPSK	Edge_1RB_Left	1@0	2506.02	501204	17.80	16.26
13	Middle	30	20	DFT-s-OFDM QPSK	Inner_1RB_Right	1@49	2506.02	501204	17.80	16.20
14	Middle	30	20	DFT-s-OFDM QPSK	Inner_1RB_Left	1_1	2506.02	501204	17.80	16.25
15	Middle	30	20	DFT-s-OFDM QPSK	Outer_Full	50@0	2506.02	501204	17.80	16.22
18	Middle2	30	30	DFT-s-OFDM QPSK	Inner_Full	36_18	2592.99	518598	17.80	16.23
19	Middle2	30	40	DFT-s-OFDM QPSK	Inner_Full	50_25	2592.99	518598	17.80	16.28
20	Middle2	30	50	DFT-s-OFDM QPSK	Inner_Full	64_32	2592.99	518598	17.80	16.22
21	Middle2	30	60	DFT-s-OFDM QPSK	Inner_Full	81_40	2592.99	518598	17.80	16.21
23	Middle2	30	80	DFT-s-OFDM QPSK	Inner_Full	108_54	2592.99	518598	17.80	16.01

N41(ANT2 DSI 13)

No.	Test Freq Description	5G-n41							Power Results (dBm)	
		SCS (kHz)	NR BW (MHz)	Modulation	RB allocation		NR Test Freq. (MHz)	NR Test CH.	Tune up	n41
1	High	30	20	DFT-s-OFDM QPSK	Inner_Full	25_12	2679.99	535998	16.80	15.21
2	Middle1	30	20	DFT-s-OFDM QPSK	Inner_Full	25_12	2636.49	527298	16.80	15.18
3	Middle2	30	20	DFT-s-OFDM QPSK	Inner_Full	25_12	2592.99	518598	16.80	15.16
4	Middle3	30	20	DFT-s-OFDM QPSK	Inner_Full	25_12	2549.49	509898	16.80	15.35
5	Low	30	20	DFT-s-OFDM QPSK	Inner_Full	25_12	2506.02	501204	16.80	15.62
6	High	30	100	DFT-s-OFDM QPSK	Inner_Full	135_67	2640	528000	16.80	14.88
7	Middle1	30	100	DFT-s-OFDM QPSK	Inner_Full	135_67	2616.495	523299	16.80	14.85
8	Middle2	30	100	DFT-s-OFDM QPSK	Inner_Full	135_67	2592.99	518598	16.80	14.92
9	Middle3	30	100	DFT-s-OFDM QPSK	Inner_Full	135_67	2569.5	513900	16.80	15.05
10	Low	30	100	DFT-s-OFDM QPSK	Inner_Full	135_67	2546.01	509202	16.80	15.19

According to the table above, the maximum power configuration is selected as the default test configuration

No.	Test Freq Description	5G-n41							Power Results (dBm)	
		SCS (kHz)	NR BW (MHz)	Modulation	RB allocation		NR Test Freq. (MHz)	NR Test CH.	Tune up	n41
1	Middle2	30	20	DFT-s-OFDM Pi/2 BPSK1	Inner_Full	25_12	2506.02	501204	16.80	15.42
2	Middle2	30	20	DFT-s-OFDM 16QAM	Inner_Full	25_12	2506.02	501204	16.80	15.50
3	Middle2	30	20	DFT-s-OFDM 64QAM	Inner_Full	25_12	2506.02	501204	16.80	15.45
4	Middle2	30	20	DFT-s-OFDM 256QAM	Inner_Full	25_12	2506.02	501204	16.80	15.55
5	Middle2	30	20	CP-OFDM QPSK	Inner_Full	25_12	2506.02	501204	16.80	15.52
6	Middle2	30	20	CP-OFDM 16QAM	Inner_Full	25_12	2506.02	501204	16.80	15.56
7	Middle2	30	20	CP-OFDM 64QAM	Inner_Full	25_12	2506.02	501204	16.80	15.59
8	Middle2	30	20	CP-OFDM 256QAM	Inner_Full	25_12	2506.02	501204	16.80	15.53
9	Middle	30	20	DFT-s-OFDM QPSK	Edge_Full_Right	2@49	2506.02	501204	16.80	15.38
10	Middle	30	20	DFT-s-OFDM QPSK	Edge_Full_Left	2@0	2506.02	501204	16.80	15.57
11	Middle	30	20	DFT-s-OFDM QPSK	Edge_1RB_Right	1@50	2506.02	501204	16.80	15.52
12	Middle	30	20	DFT-s-OFDM QPSK	Edge_1RB_Left	1@0	2506.02	501204	16.80	15.56
13	Middle	30	20	DFT-s-OFDM QPSK	Inner_1RB_Right	1@49	2506.02	501204	16.80	15.49
14	Middle	30	20	DFT-s-OFDM QPSK	Inner_1RB_Left	1_1	2506.02	501204	16.80	15.56
15	Middle	30	20	DFT-s-OFDM QPSK	Outer_Full	50@0	2506.02	501204	16.80	15.48
18	Middle2	30	30	DFT-s-OFDM QPSK	Inner_Full	36_18	2592.99	518598	16.80	15.55
19	Middle2	30	40	DFT-s-OFDM QPSK	Inner_Full	50_25	2592.99	518598	16.80	15.52
20	Middle2	30	50	DFT-s-OFDM QPSK	Inner_Full	64_32	2592.99	518598	16.80	15.56
21	Middle2	30	60	DFT-s-OFDM QPSK	Inner_Full	81_40	2592.99	518598	16.80	15.53
23	Middle2	30	80	DFT-s-OFDM QPSK	Inner_Full	108_54	2592.99	518598	16.80	15.51

N41(ANT3 DSI 8)

No.	Test Freq Description	5G-n41							Power Results (dBm)	
		SCS (kHz)	NR BW (MHz)	Modulation	RB allocation		NR Test Freq. (MHz)	NR Test CH.	Tune up	n41
1	High	30	20	DFT-s-OFDM QPSK	Inner_Full	25_12	2679.99	535998	20.70	19.49
2	Middle1	30	20	DFT-s-OFDM QPSK	Inner_Full	25_12	2636.49	527298	20.70	19.47
3	Middle2	30	20	DFT-s-OFDM QPSK	Inner_Full	25_12	2592.99	518598	20.70	19.30
4	Middle3	30	20	DFT-s-OFDM QPSK	Inner_Full	25_12	2549.49	509898	20.70	19.32
5	Low	30	20	DFT-s-OFDM QPSK	Inner_Full	25_12	2506.02	501204	20.70	19.30
6	High	30	100	DFT-s-OFDM QPSK	Inner_Full	135_67	2640	528000	20.70	19.23
7	Middle1	30	100	DFT-s-OFDM QPSK	Inner_Full	135_67	2616.495	523299	20.70	19.22
8	Middle2	30	100	DFT-s-OFDM QPSK	Inner_Full	135_67	2592.99	518598	20.70	19.12
9	Middle3	30	100	DFT-s-OFDM QPSK	Inner_Full	135_67	2569.5	513900	20.70	19.13
10	Low	30	100	DFT-s-OFDM QPSK	Inner_Full	135_67	2546.01	509202	20.70	19.10

According to the table above, the maximum power configuration is selected as the default test configuration

No.	Test Freq Description	5G-n41							Power Results (dBm)	
		SCS (kHz)	NR BW (MHz)	Modulation	RB allocation		NR Test Freq. (MHz)	NR Test CH.	Tune up	n41
1	Middle2	30	20	DFT-s-OFDM Pi/2 BPSK1	Inner_Full	25_12	2679.99	535998	20.70	19.25
2	Middle2	30	20	DFT-s-OFDM 16QAM	Inner_Full	25_12	2679.99	535998	20.70	19.30
3	Middle2	30	20	DFT-s-OFDM 64QAM	Inner_Full	25_12	2679.99	535998	20.70	19.37
4	Middle2	30	20	DFT-s-OFDM 256QAM	Inner_Full	25_12	2679.99	535998	20.70	18.86
5	Middle2	30	20	CP-OFDM QPSK	Inner_Full	25_12	2679.99	535998	20.70	19.28
6	Middle2	30	20	CP-OFDM 16QAM	Inner_Full	25_12	2679.99	535998	20.70	19.24
7	Middle2	30	20	CP-OFDM 64QAM	Inner_Full	25_12	2679.99	535998	20.70	18.88
8	Middle2	30	20	CP-OFDM 256QAM	Inner_Full	25_12	2679.99	535998	20.20	18.42
9	Middle	30	20	DFT-s-OFDM QPSK	Edge_Full_Right	2@49	2679.99	535998	20.70	19.29
10	Middle	30	20	DFT-s-OFDM QPSK	Edge_Full_Left	2@0	2679.99	535998	20.70	19.33
11	Middle	30	20	DFT-s-OFDM QPSK	Edge_1RB_Right	1@50	2679.99	535998	20.70	19.36
12	Middle	30	20	DFT-s-OFDM QPSK	Edge_1RB_Left	1@0	2679.99	535998	20.70	19.39
13	Middle	30	20	DFT-s-OFDM QPSK	Inner_1RB_Right	1@49	2679.99	535998	20.70	19.33
14	Middle	30	20	DFT-s-OFDM QPSK	Inner_1RB_Left	1_1	2679.99	535998	20.70	19.37
15	Middle	30	20	DFT-s-OFDM QPSK	Outer_Full	50@0	2679.99	535998	20.70	19.23
18	Middle2	30	30	DFT-s-OFDM QPSK	Inner_Full	36_18	2592.99	518598	20.70	19.25
19	Middle2	30	40	DFT-s-OFDM QPSK	Inner_Full	50_25	2592.99	518598	20.70	19.23
20	Middle2	30	50	DFT-s-OFDM QPSK	Inner_Full	64_32	2592.99	518598	20.70	19.21
21	Middle2	30	60	DFT-s-OFDM QPSK	Inner_Full	81_40	2592.99	518598	20.70	19.27
23	Middle2	30	80	DFT-s-OFDM QPSK	Inner_Full	108_54	2592.99	518598	20.70	19.05

N41(ANT3 DSI 3)

No.	Test Freq Description	5G-n41							Power Results (dBm)	
		SCS (kHz)	NR BW (MHz)	Modulation	RB allocation		NR Test Freq. (MHz)	NR Test CH.	Tune up	n41
1	High	30	20	DFT-s-OFDM QPSK	Inner_Full	25_12	2679.99	535998	19.70	18.78
2	Middle1	30	20	DFT-s-OFDM QPSK	Inner_Full	25_12	2636.49	527298	19.70	18.72
3	Middle2	30	20	DFT-s-OFDM QPSK	Inner_Full	25_12	2592.99	518598	19.70	18.59
4	Middle3	30	20	DFT-s-OFDM QPSK	Inner_Full	25_12	2549.49	509898	19.70	18.25
5	Low	30	20	DFT-s-OFDM QPSK	Inner_Full	25_12	2506.02	501204	19.70	18.04
6	High	30	100	DFT-s-OFDM QPSK	Inner_Full	135_67	2640	528000	19.70	18.50
7	Middle1	30	100	DFT-s-OFDM QPSK	Inner_Full	135_67	2616.495	523299	19.70	18.45
8	Middle2	30	100	DFT-s-OFDM QPSK	Inner_Full	135_67	2592.99	518598	19.70	18.33
9	Middle3	30	100	DFT-s-OFDM QPSK	Inner_Full	135_67	2569.5	513900	19.70	18.19
10	Low	30	100	DFT-s-OFDM QPSK	Inner_Full	135_67	2546.01	509202	19.70	18.06

According to the table above, the maximum power configuration is selected as the default test configuration

No.	Test Freq Description	5G-n41							Power Results (dBm)	
		SCS (kHz)	NR BW (MHz)	Modulation	RB allocation		NR Test Freq. (MHz)	NR Test CH.	Tune up	n41
1	Middle2	30	20	DFT-s-OFDM Pi/2 BPSK1	Inner_Full	25_12	2679.99	535998	19.70	18.75
2	Middle2	30	20	DFT-s-OFDM 16QAM	Inner_Full	25_12	2679.99	535998	19.70	18.69
3	Middle2	30	20	DFT-s-OFDM 64QAM	Inner_Full	25_12	2679.99	535998	19.70	18.71
4	Middle2	30	20	DFT-s-OFDM 256QAM	Inner_Full	25_12	2679.99	535998	19.70	18.67
5	Middle2	30	20	CP-OFDM QPSK	Inner_Full	25_12	2679.99	535998	19.70	18.74
6	Middle2	30	20	CP-OFDM 16QAM	Inner_Full	25_12	2679.99	535998	19.70	18.72
7	Middle2	30	20	CP-OFDM 64QAM	Inner_Full	25_12	2679.99	535998	19.70	18.69
8	Middle2	30	20	CP-OFDM 256QAM	Inner_Full	25_12	2679.99	535998	19.70	17.66
9	Middle	30	20	DFT-s-OFDM QPSK	Edge_Full_Right	2@49	2679.99	535998	19.70	18.76
10	Middle	30	20	DFT-s-OFDM QPSK	Edge_Full_Left	2@0	2679.99	535998	19.70	18.71
11	Middle	30	20	DFT-s-OFDM QPSK	Edge_1RB_Right	1@50	2679.99	535998	19.70	18.74
12	Middle	30	20	DFT-s-OFDM QPSK	Edge_1RB_Left	1@0	2679.99	535998	19.70	18.68
13	Middle	30	20	DFT-s-OFDM QPSK	Inner_1RB_Right	1@49	2679.99	535998	19.70	18.73
14	Middle	30	20	DFT-s-OFDM QPSK	Inner_1RB_Left	1_1	2679.99	535998	19.70	18.72
15	Middle	30	20	DFT-s-OFDM QPSK	Outer_Full	50@0	2679.99	535998	19.70	18.75
18	Middle2	30	30	DFT-s-OFDM QPSK	Inner_Full	36_18	2592.99	518598	19.70	18.71
19	Middle2	30	40	DFT-s-OFDM QPSK	Inner_Full	50_25	2592.99	518598	19.70	18.67
20	Middle2	30	50	DFT-s-OFDM QPSK	Inner_Full	64_32	2592.99	518598	19.70	18.64
21	Middle2	30	60	DFT-s-OFDM QPSK	Inner_Full	81_40	2592.99	518598	19.70	18.66
23	Middle2	30	80	DFT-s-OFDM QPSK	Inner_Full	108_54	2592.99	518598	19.70	18.71

N41(ANT3 DSI 13)

No.	Test Freq Description	5G-n41							Power Results (dBm)	
		SCS (kHz)	NR BW (MHz)	Modulation	RB allocation		NR Test Freq. (MHz)	NR Test CH.	Tune up	n41
1	High	30	20	DFT-s-OFDM QPSK	Inner_Full	25_12	2679.99	535998	19.20	18.33
2	Middle1	30	20	DFT-s-OFDM QPSK	Inner_Full	25_12	2636.49	527298	19.20	18.27
3	Middle2	30	20	DFT-s-OFDM QPSK	Inner_Full	25_12	2592.99	518598	19.20	18.14
4	Middle3	30	20	DFT-s-OFDM QPSK	Inner_Full	25_12	2549.49	509898	19.20	17.91
5	Low	30	20	DFT-s-OFDM QPSK	Inner_Full	25_12	2506.02	501204	19.20	17.61
6	High	30	100	DFT-s-OFDM QPSK	Inner_Full	135_67	2640	528000	19.20	18.06
7	Middle1	30	100	DFT-s-OFDM QPSK	Inner_Full	135_67	2616.495	523299	19.20	18.01
8	Middle2	30	100	DFT-s-OFDM QPSK	Inner_Full	135_67	2592.99	518598	19.20	17.89
9	Middle3	30	100	DFT-s-OFDM QPSK	Inner_Full	135_67	2569.5	513900	19.20	17.75
10	Low	30	100	DFT-s-OFDM QPSK	Inner_Full	135_67	2546.01	509202	19.20	17.63

According to the table above, the maximum power configuration is selected as the default test configuration

No.	Test Freq Description	5G-n41							Power Results (dBm)	
		SCS (kHz)	NR BW (MHz)	Modulation	RB allocation		NR Test Freq. (MHz)	NR Test CH.	Tune up	n41
1	Middle2	30	20	DFT-s-OFDM Pi/2 BPSK1	Inner_Full	25_12	2679.99	535998	19.20	18.30
2	Middle2	30	20	DFT-s-OFDM 16QAM	Inner_Full	25_12	2679.99	535998	19.20	18.24
3	Middle2	30	20	DFT-s-OFDM 64QAM	Inner_Full	25_12	2679.99	535998	19.20	18.26
4	Middle2	30	20	DFT-s-OFDM 256QAM	Inner_Full	25_12	2679.99	535998	19.20	18.22
5	Middle2	30	20	CP-OFDM QPSK	Inner_Full	25_12	2679.99	535998	19.20	18.28
6	Middle2	30	20	CP-OFDM 16QAM	Inner_Full	25_12	2679.99	535998	19.20	18.27
7	Middle2	30	20	CP-OFDM 64QAM	Inner_Full	25_12	2679.99	535998	19.20	18.24
8	Middle2	30	20	CP-OFDM 256QAM	Inner_Full	25_12	2679.99	535998	19.20	17.24
9	Middle	30	20	DFT-s-OFDM QPSK	Edge_Full_Right	2@49	2679.99	535998	19.20	18.31
10	Middle	30	20	DFT-s-OFDM QPSK	Edge_Full_Left	2@0	2679.99	535998	19.20	18.26
11	Middle	30	20	DFT-s-OFDM QPSK	Edge_1RB_Right	1@50	2679.99	535998	19.20	18.29
12	Middle	30	20	DFT-s-OFDM QPSK	Edge_1RB_Left	1@0	2679.99	535998	19.20	18.23
13	Middle	30	20	DFT-s-OFDM QPSK	Inner_1RB_Right	1@49	2679.99	535998	19.20	18.28
14	Middle	30	20	DFT-s-OFDM QPSK	Inner_1RB_Left	1_1	2679.99	535998	19.20	18.27
15	Middle	30	20	DFT-s-OFDM QPSK	Outer_Full	50@0	2679.99	535998	19.20	18.30
18	Middle2	30	30	DFT-s-OFDM QPSK	Inner_Full	36_18	2592.99	518598	19.20	18.26
19	Middle2	30	40	DFT-s-OFDM QPSK	Inner_Full	50_25	2592.99	518598	19.20	18.22
20	Middle2	30	50	DFT-s-OFDM QPSK	Inner_Full	64_32	2592.99	518598	19.20	18.19
21	Middle2	30	60	DFT-s-OFDM QPSK	Inner_Full	81_40	2592.99	518598	19.20	18.21
23	Middle2	30	80	DFT-s-OFDM QPSK	Inner_Full	108_54	2592.99	518598	19.20	18.26

N41(ANT5 DSI 8)

No.	Test Freq Description	5G-n41							Power Results (dBm)	
		SCS (kHz)	NR BW (MHz)	Modulation	RB allocation		NR Test Freq. (MHz)	NR Test CH.	Tune up	n41
1	High	30	20	DFT-s-OFDM QPSK	Inner_Full	25_12	2679.99	535998	18.70	17.54
2	Middle1	30	20	DFT-s-OFDM QPSK	Inner_Full	25_12	2636.49	527298	18.70	17.52
3	Middle2	30	20	DFT-s-OFDM QPSK	Inner_Full	25_12	2592.99	518598	18.70	17.42
4	Middle3	30	20	DFT-s-OFDM QPSK	Inner_Full	25_12	2549.49	509898	18.70	17.38
5	Low	30	20	DFT-s-OFDM QPSK	Inner_Full	25_12	2506.02	501204	18.70	17.26
6	High	30	100	DFT-s-OFDM QPSK	Inner_Full	135_67	2640	528000	18.70	17.32
7	Middle1	30	100	DFT-s-OFDM QPSK	Inner_Full	135_67	2616.495	523299	18.70	17.25
8	Middle2	30	100	DFT-s-OFDM QPSK	Inner_Full	135_67	2592.99	518598	18.70	17.17
9	Middle3	30	100	DFT-s-OFDM QPSK	Inner_Full	135_67	2569.5	513900	18.70	17.19
10	Low	30	100	DFT-s-OFDM QPSK	Inner_Full	135_67	2546.01	509202	18.70	17.12

According to the table above, the maximum power configuration is selected as the default test configuration

No.	Test Freq Description	5G-n41							Power Results (dBm)	
		SCS (kHz)	NR BW (MHz)	Modulation	RB allocation		NR Test Freq. (MHz)	NR Test CH.	Tune up	n41
1	Middle2	30	20	DFT-s-OFDM Pi/2 BPSK1	Inner_Full	25_12	2679.99	535998	18.70	17.42
2	Middle2	30	20	DFT-s-OFDM 16QAM	Inner_Full	25_12	2679.99	535998	18.70	17.29
3	Middle2	30	20	DFT-s-OFDM 64QAM	Inner_Full	25_12	2679.99	535998	18.70	17.38
4	Middle2	30	20	DFT-s-OFDM 256QAM	Inner_Full	25_12	2679.99	535998	18.70	17.35
5	Middle2	30	20	CP-OFDM QPSK	Inner_Full	25_12	2679.99	535998	18.70	17.36
6	Middle2	30	20	CP-OFDM 16QAM	Inner_Full	25_12	2679.99	535998	18.70	17.48
7	Middle2	30	20	CP-OFDM 64QAM	Inner_Full	25_12	2679.99	535998	18.70	17.32
8	Middle2	30	20	CP-OFDM 256QAM	Inner_Full	25_12	2679.99	535998	18.70	17.38
9	Middle	30	20	DFT-s-OFDM QPSK	Edge_Full_Right	2@49	2679.99	535998	18.70	17.42
10	Middle	30	20	DFT-s-OFDM QPSK	Edge_Full_Left	2@0	2679.99	535998	18.70	17.35
11	Middle	30	20	DFT-s-OFDM QPSK	Edge_1RB_Right	1@50	2679.99	535998	18.70	17.38
12	Middle	30	20	DFT-s-OFDM QPSK	Edge_1RB_Left	1@0	2679.99	535998	18.70	17.33
13	Middle	30	20	DFT-s-OFDM QPSK	Inner_1RB_Right	1@49	2679.99	535998	18.70	17.38
14	Middle	30	20	DFT-s-OFDM QPSK	Inner_1RB_Left	1_1	2679.99	535998	18.70	17.34
15	Middle	30	20	DFT-s-OFDM QPSK	Outer_Full	50@0	2679.99	535998	18.70	17.39
18	Middle2	30	30	DFT-s-OFDM QPSK	Inner_Full	36_18	2592.99	518598	18.70	17.36
19	Middle2	30	40	DFT-s-OFDM QPSK	Inner_Full	50_25	2592.99	518598	18.70	17.43
20	Middle2	30	50	DFT-s-OFDM QPSK	Inner_Full	64_32	2592.99	518598	18.70	17.33
21	Middle2	30	60	DFT-s-OFDM QPSK	Inner_Full	81_40	2592.99	518598	18.70	17.34
23	Middle2	30	80	DFT-s-OFDM QPSK	Inner_Full	108_54	2592.99	518598	18.70	17.15

N41(ANT5 DSI 3)

No.	Test Freq Description	5G-n41							Power Results (dBm)	
		SCS (kHz)	NR BW (MHz)	Modulation	RB allocation		NR Test Freq. (MHz)	NR Test CH.	Tune up	n41
1	High	30	20	DFT-s-OFDM QPSK	Inner_Full	25_12	2679.99	535998	21.70	20.61
2	Middle1	30	20	DFT-s-OFDM QPSK	Inner_Full	25_12	2636.49	527298	21.70	20.58
3	Middle2	30	20	DFT-s-OFDM QPSK	Inner_Full	25_12	2592.99	518598	21.70	20.47
4	Middle3	30	20	DFT-s-OFDM QPSK	Inner_Full	25_12	2549.49	509898	21.70	20.42
5	Low	30	20	DFT-s-OFDM QPSK	Inner_Full	25_12	2506.02	501204	21.70	20.28
6	High	30	100	DFT-s-OFDM QPSK	Inner_Full	135_67	2640	528000	21.70	20.35
7	Middle1	30	100	DFT-s-OFDM QPSK	Inner_Full	135_67	2616.495	523299	21.70	20.27
8	Middle2	30	100	DFT-s-OFDM QPSK	Inner_Full	135_67	2592.99	518598	21.70	20.17
9	Middle3	30	100	DFT-s-OFDM QPSK	Inner_Full	135_67	2569.5	513900	21.70	20.20
10	Low	30	100	DFT-s-OFDM QPSK	Inner_Full	135_67	2546.01	509202	21.70	20.11

According to the table above, the maximum power configuration is selected as the default test configuration

No.	Test Freq Description	5G-n41							Power Results (dBm)	
		SCS (kHz)	NR BW (MHz)	Modulation	RB allocation		NR Test Freq. (MHz)	NR Test CH.	Tune up	n41
1	Middle2	30	20	DFT-s-OFDM Pi/2 BPSK1	Inner_Full	25_12	2679.99	535998	21.70	20.47
2	Middle2	30	20	DFT-s-OFDM 16QAM	Inner_Full	25_12	2679.99	535998	21.70	20.31
3	Middle2	30	20	DFT-s-OFDM 64QAM	Inner_Full	25_12	2679.99	535998	21.70	20.42
4	Middle2	30	20	DFT-s-OFDM 256QAM	Inner_Full	25_12	2679.99	535998	21.70	20.38
5	Middle2	30	20	CP-OFDM QPSK	Inner_Full	25_12	2679.99	535998	21.70	20.40
6	Middle2	30	20	CP-OFDM 16QAM	Inner_Full	25_12	2679.99	535998	21.70	20.54
7	Middle2	30	20	CP-OFDM 64QAM	Inner_Full	25_12	2679.99	535998	21.70	20.35
8	Middle2	30	20	CP-OFDM 256QAM	Inner_Full	25_12	2679.99	535998	20.20	18.75
9	Middle	30	20	DFT-s-OFDM QPSK	Edge_Full_Right	2@49	2679.99	535998	21.70	20.47
10	Middle	30	20	DFT-s-OFDM QPSK	Edge_Full_Left	2@0	2679.99	535998	21.70	20.38
11	Middle	30	20	DFT-s-OFDM QPSK	Edge_1RB_Right	1@50	2679.99	535998	21.70	20.42
12	Middle	30	20	DFT-s-OFDM QPSK	Edge_1RB_Left	1@0	2679.99	535998	21.70	20.36
13	Middle	30	20	DFT-s-OFDM QPSK	Inner_1RB_Right	1@49	2679.99	535998	21.70	20.42
14	Middle	30	20	DFT-s-OFDM QPSK	Inner_1RB_Left	1_1	2679.99	535998	21.70	20.37
15	Middle	30	20	DFT-s-OFDM QPSK	Outer_Full	50@0	2679.99	535998	21.70	20.43
18	Middle2	30	30	DFT-s-OFDM QPSK	Inner_Full	36_18	2592.99	518598	21.70	20.40
19	Middle2	30	40	DFT-s-OFDM QPSK	Inner_Full	50_25	2592.99	518598	21.70	20.48
20	Middle2	30	50	DFT-s-OFDM QPSK	Inner_Full	64_32	2592.99	518598	21.70	20.36
21	Middle2	30	60	DFT-s-OFDM QPSK	Inner_Full	81_40	2592.99	518598	21.70	20.37
23	Middle2	30	80	DFT-s-OFDM QPSK	Inner_Full	108_54	2592.99	518598	21.70	20.15

N41(ANT5 DSI 13)

No.	Test Freq Description	5G-n41							Power Results (dBm)	
		SCS (kHz)	NR BW (MHz)	Modulation	RB allocation		NR Test Freq. (MHz)	NR Test CH.	Tune up	n41
1	High	30	20	DFT-s-OFDM QPSK	Inner_Full	25_12	2679.99	535998	18.20	17.04
2	Middle1	30	20	DFT-s-OFDM QPSK	Inner_Full	25_12	2636.49	527298	18.20	17.02
3	Middle2	30	20	DFT-s-OFDM QPSK	Inner_Full	25_12	2592.99	518598	18.20	16.92
4	Middle3	30	20	DFT-s-OFDM QPSK	Inner_Full	25_12	2549.49	509898	18.20	16.88
5	Low	30	20	DFT-s-OFDM QPSK	Inner_Full	25_12	2506.02	501204	18.20	16.77
6	High	30	100	DFT-s-OFDM QPSK	Inner_Full	135_67	2640	528000	18.20	16.83
7	Middle1	30	100	DFT-s-OFDM QPSK	Inner_Full	135_67	2616.495	523299	18.20	16.76
8	Middle2	30	100	DFT-s-OFDM QPSK	Inner_Full	135_67	2592.99	518598	18.20	16.68
9	Middle3	30	100	DFT-s-OFDM QPSK	Inner_Full	135_67	2569.5	513900	18.20	16.70
10	Low	30	100	DFT-s-OFDM QPSK	Inner_Full	135_67	2546.01	509202	18.20	16.63

According to the table above, the maximum power configuration is selected as the default test configuration

No.	Test Freq Description	5G-n41							Power Results (dBm)	
		SCS (kHz)	NR BW (MHz)	Modulation	RB allocation		NR Test Freq. (MHz)	NR Test CH.	Tune up	n41
1	Middle2	30	20	DFT-s-OFDM PI/2 BPSK1	Inner_Full	25_12	2679.99	535998	18.20	16.92
2	Middle2	30	20	DFT-s-OFDM 16QAM	Inner_Full	25_12	2679.99	535998	18.20	16.80
3	Middle2	30	20	DFT-s-OFDM 64QAM	Inner_Full	25_12	2679.99	535998	18.20	16.88
4	Middle2	30	20	DFT-s-OFDM 256QAM	Inner_Full	25_12	2679.99	535998	18.20	16.85
5	Middle2	30	20	CP-OFDM QPSK	Inner_Full	25_12	2679.99	535998	18.20	16.86
6	Middle2	30	20	CP-OFDM 16QAM	Inner_Full	25_12	2679.99	535998	18.20	16.98
7	Middle2	30	20	CP-OFDM 64QAM	Inner_Full	25_12	2679.99	535998	18.20	16.83
8	Middle2	30	20	CP-OFDM 256QAM	Inner_Full	25_12	2679.99	535998	18.20	16.88
9	Middle	30	20	DFT-s-OFDM QPSK	Edge_Full_Right	2@49	2679.99	535998	18.20	16.92
10	Middle	30	20	DFT-s-OFDM QPSK	Edge_Full_Left	2@0	2679.99	535998	18.20	16.85
11	Middle	30	20	DFT-s-OFDM QPSK	Edge_1RB_Right	1@50	2679.99	535998	18.20	16.88
12	Middle	30	20	DFT-s-OFDM QPSK	Edge_1RB_Left	1@0	2679.99	535998	18.20	16.83
13	Middle	30	20	DFT-s-OFDM QPSK	Inner_1RB_Right	1@49	2679.99	535998	18.20	16.88
14	Middle	30	20	DFT-s-OFDM QPSK	Inner_1RB_Left	1_1	2679.99	535998	18.20	16.84
15	Middle	30	20	DFT-s-OFDM QPSK	Outer_Full	50@0	2679.99	535998	18.20	16.89
18	Middle2	30	30	DFT-s-OFDM QPSK	Inner_Full	36_18	2592.99	518598	18.20	16.86
19	Middle2	30	40	DFT-s-OFDM QPSK	Inner_Full	50_25	2592.99	518598	18.20	16.93
20	Middle2	30	50	DFT-s-OFDM QPSK	Inner_Full	64_32	2592.99	518598	18.20	16.83
21	Middle2	30	60	DFT-s-OFDM QPSK	Inner_Full	81_40	2592.99	518598	18.20	16.84
23	Middle2	30	80	DFT-s-OFDM QPSK	Inner_Full	108_54	2592.99	518598	18.20	16.66

12.5 Wi-Fi and BT Measurement result

The maximum output power for BT

GFSK			Tune up	EDR2M-4_DQPSK			Tune up	EDR3M-8DPSK			Tune up
Channel 0	Channel 39	Channel 78		Channel 0	Channel 39	Channel 78		Channel 0	Channel 39	Channel 78	
12.99	12.74	12.56	14.50	9.32	8.86	9.27	12.50	9.28	8.85	9.26	12.50

WiFi Tune up

EUT State		Full Power	
WiFi 2.4G	Ant	TUNE-UP Information	
		Min (dBm)	Max (dBm)
802.11b	Ant 9	13.0	19.0
802.11n20M 1CHL	Ant 9	9.0	15.0
802.11n20M 2、3、4、5、6、7、8CHL	Ant 9	13.0	19.0
802.11n20M 9CHL	Ant 9	13.0	19.0
802.11n20M 10CHL	Ant 9	13.0	19.0
802.11n20M 11CHL	Ant 9	13.0	19.0
802.11n 40M 3CHL	Ant 9	7.0	13.0
802.11n 40M 4CHL	Ant 9	10.0	16.0
802.11n 40M 5CHL	Ant 9	11.0	17.0
802.11n 40M 6CHL	Ant 9	12.0	18.0
802.11n 40M 7CHL	Ant 9	12.0	18.0
802.11n 40M 8CHL	Ant 9	11.0	17.0
802.11n 40M 9CHL	Ant 9	11.0	17.0
EUT State		Full Power	
WiFi 2.4G	Ant	TUNE-UP Information	
		Min (dBm)	Max (dBm)
802.11g 1CHL	Ant 9	10.0	16.0
802.11g 2、3、4、5、6、7、8CHL	Ant 9	13.0	19.0
802.11g 9CHL	Ant 9	13.0	19.0
802.11g 10CHL	Ant 9	13.0	19.0
802.11g 11CHL	Ant 9	13.0	19.0

EUT State		Receiver on	
WiFi 2.4G	Ant	TUNE-UP Information	
		Min (dBm)	Max (dBm)
802.11b	Ant 9	10.0	16.0
802.11g/n20M 1CHL	Ant 9	9.0	15.0
802.11g/n20M 2CHL	Ant 9	10.0	16.0
802.11g/n20M 3、9CHL	Ant 9	10.0	16.0
802.11g/n20M 10CHL	Ant 9	10.0	16.0
802.11g/n20M 11CHL	Ant 9	10.0	16.0
802.11n 40M 3CHL	Ant 9	7.0	13.0
802.11n 40M 4CHL	Ant 9	10.0	16.0
802.11n 40M 5CHL	Ant 9	10.0	16.0
802.11n 40M 6CHL	Ant 9	10.0	16.0
802.11n 40M 7CHL	Ant 9	10.0	16.0
802.11n 40M 8CHL	Ant 9	10.0	16.0
802.11n 40M 9CHL	Ant 9	10.0	16.0

EUT State		hotspot	
WiFi 2.4G	Ant	TUNE-UP Information	
		Min (dBm)	Max (dBm)
802.11b	Ant 9	12.0	18.0
802.11g/n20M 1CHL	Ant 9	9.0	15.0
802.11g/n20M 2CHL	Ant 9	12.0	18.0
802.11g/n20M 3、9CHL	Ant 9	12.0	18.0
802.11g/n20M 10CHL	Ant 9	12.0	18.0
802.11g/n20M 11CHL	Ant 9	12.0	18.0
802.11n 40M 3CHL	Ant 9	7.0	13.0
802.11n 40M 4CHL	Ant 9	10.0	16.0
802.11n 40M 5CHL	Ant 9	11.0	17.0
802.11n 40M 6CHL	Ant 9	12.0	18.0
802.11n 40M 7CHL	Ant 9	12.0	18.0
802.11n 40M 8CHL	Ant 9	11.0	17.0
802.11n 40M 9CHL	Ant 9	11.0	17.0

EUT State	Full Power		
	11a		
CH	Ant	Min (dBm)	Max (dBm)
36	Ant 8	10.0	16.0
40	Ant 8	13.0	19.0
44	Ant 8	13.0	19.0
48	Ant 8	13.0	19.0
52	Ant 8	13.0	19.0
56	Ant 8	13.0	19.0
60	Ant 8	13.0	19.0
64	Ant 8	11.0	17.0
100	Ant 8	7.0	13.0
104	Ant 8	13.0	19.0
108	Ant 8	13.0	19.0
112	Ant 8	13.0	19.0
116	Ant 8	13.0	19.0
120	Ant 8	13.0	19.0
124	Ant 8	13.0	19.0
128	Ant 8	13.0	19.0
132	Ant 8	13.0	19.0
136	Ant 8	9.0	15.0
140	Ant 8	3.0	9.0
144	Ant 8	13.0	19.0
149	Ant 8	13.0	19.0
153	Ant 8	13.0	19.0
157	Ant 8	13.0	19.0
161	Ant 8	13.0	19.0
165	Ant 8	13.0	19.0
	11n 20M		
CH	Ant	Min	Max
36	Ant 8	10.0	16.0
40	Ant 8	13.0	19.0
44	Ant 8	13.0	19.0
48	Ant 8	13.0	19.0
52	Ant 8	13.0	19.0
56	Ant 8	13.0	19.0
60	Ant 8	13.0	19.0
64	Ant 8	11.0	17.0
100	Ant 8	8.0	14.0
104	Ant 8	13.0	19.0
108	Ant 8	13.0	19.0
112	Ant 8	13.0	19.0
116	Ant 8	13.0	19.0
120	Ant 8	13.0	19.0
124	Ant 8	13.0	19.0
128	Ant 8	13.0	19.0
132	Ant 8	13.0	19.0
136	Ant 8	9.0	15.0
140	Ant 8	3.0	9.0
144	Ant 8	13.0	19.0
149	Ant 8	13.0	19.0
153	Ant 8	13.0	19.0
157	Ant 8	13.0	19.0
161	Ant 8	13.0	19.0
165	Ant 8	13.0	19.0

11ac 20M			
CH	Ant	Min (dBm)	Max (dBm)
36	Ant 8	10.0	16.0
40	Ant 8	13.0	19.0
44	Ant 8	13.0	19.0
48	Ant 8	13.0	19.0
52	Ant 8	13.0	19.0
56	Ant 8	13.0	19.0
60	Ant 8	13.0	19.0
64	Ant 8	11.0	17.0
100	Ant 8	8.0	14.0
104	Ant 8	13.0	19.0
108	Ant 8	13.0	19.0
112	Ant 8	13.0	19.0
116	Ant 8	13.0	19.0
120	Ant 8	13.0	19.0
124	Ant 8	13.0	19.0
128	Ant 8	13.0	19.0
132	Ant 8	13.0	19.0
136	Ant 8	9.0	15.0
140	Ant 8	3.0	9.0
144	Ant 8	13.0	19.0
149	Ant 8	13.0	19.0
153	Ant 8	13.0	19.0
157	Ant 8	13.0	19.0
161	Ant 8	13.0	19.0
165	Ant 8	13.0	19.0
11n 40M & 11ac 40M			
CH	Ant	Min (dBm)	Max (dBm)
38	Ant 8	8.0	14.0
46	Ant 8	12.0	18.0
54	Ant 8	12.0	18.0
62	Ant 8	5.0	11.0
102	Ant 8	6.5	12.5
110	Ant 8	12.0	18.0
118	Ant 8	12.0	18.0
126	Ant 8	12.0	18.0
134	Ant 8	8.0	14.0
142	Ant 8	12.0	18.0
151	Ant 8	12.0	18.0
159	Ant 8	12.0	18.0
11ac 80M			
CH	Ant	Min (dBm)	Max (dBm)
42	Ant 8	4.5	12.5
58	Ant 8	2.5	10.5
106	Ant 8	2.0	10.0
122	Ant 8	9.0	17.0
138	Ant 8	9.0	17.0
155	Ant 8	8.0	16.0

EUT State	Receiver on		
	11a		
CH	Ant	Min (dBm)	Max (dBm)
36	Ant 8	9.0	15.0
40	Ant 8	9.0	15.0
44	Ant 8	9.0	15.0
48	Ant 8	9.0	15.0
52	Ant 8	9.0	15.0
56	Ant 8	9.0	15.0
60	Ant 8	9.0	15.0
64	Ant 8	9.0	15.0
100	Ant 8	7.0	13.0
104	Ant 8	9.0	15.0
108	Ant 8	9.0	15.0
112	Ant 8	9.0	15.0
116	Ant 8	9.0	15.0
120	Ant 8	9.0	15.0
124	Ant 8	9.0	15.0
128	Ant 8	9.0	15.0
132	Ant 8	9.0	15.0
136	Ant 8	9.0	15.0
140	Ant 8	3.0	9.0
144	Ant 9	9.0	15.0
149	Ant 8	9.0	15.0
153	Ant 8	9.0	15.0
157	Ant 8	9.0	15.0
161	Ant 8	9.0	15.0
165	Ant 8	9.0	15.0
	11n 20M		
CH	Ant	Min	Max
36	Ant 8	9.0	15.0
40	Ant 8	9.0	15.0
44	Ant 8	9.0	15.0
48	Ant 8	9.0	15.0
52	Ant 8	9.0	15.0
56	Ant 8	9.0	15.0
60	Ant 8	9.0	15.0
64	Ant 8	9.0	15.0
100	Ant 8	8.0	14.0
104	Ant 8	9.0	15.0
108	Ant 8	9.0	15.0
112	Ant 8	9.0	15.0
116	Ant 8	9.0	15.0
120	Ant 8	9.0	15.0
124	Ant 8	9.0	15.0
128	Ant 8	9.0	15.0
132	Ant 8	9.0	15.0
136	Ant 8	9.0	15.0
140	Ant 8	3.0	9.0
144	Ant 9	9.0	15.0
149	Ant 8	9.0	15.0
153	Ant 8	9.0	15.0
157	Ant 8	9.0	15.0
161	Ant 8	9.0	15.0
165	Ant 8	9.0	15.0

11ac 20M			
ch	Ant	Min (dBm)	Max (dBm)
36	Ant 8	9.0	15.0
40	Ant 8	9.0	15.0
44	Ant 8	9.0	15.0
48	Ant 8	9.0	15.0
52	Ant 8	9.0	15.0
56	Ant 8	9.0	15.0
60	Ant 8	9.0	15.0
64	Ant 8	9.0	15.0
100	Ant 8	8.0	14.0
104	Ant 8	9.0	15.0
108	Ant 8	9.0	15.0
112	Ant 8	9.0	15.0
116	Ant 8	9.0	15.0
120	Ant 8	9.0	15.0
124	Ant 8	9.0	15.0
128	Ant 8	9.0	15.0
132	Ant 8	9.0	15.0
136	Ant 8	9.0	15.0
140	Ant 8	3.0	9.0
144	Ant 9	9.0	15.0
149	Ant 8	9.0	15.0
153	Ant 8	9.0	15.0
157	Ant 8	9.0	15.0
161	Ant 8	9.0	15.0
165	Ant 8	9.0	15.0
11n 40M & 11ac 40M			
ch	Ant	Min (dBm)	Max (dBm)
38	Ant 8	8.0	14.0
46	Ant 8	9.0	15.0
54	Ant 8	9.0	15.0
62	Ant 8	5.0	11.0
102	Ant 8	6.5	12.5
110	Ant 8	9.0	15.0
118	Ant 8	9.0	15.0
126	Ant 8	9.0	15.0
134	Ant 8	8.0	14.0
142	Ant 8	9.0	15.0
151	Ant 8	9.0	15.0
159	Ant 8	9.0	15.0
11ac 80M			
ch	Ant	Min (dBm)	Max (dBm)
42	Ant 8	4.5	12.5
58	Ant 8	2.5	10.5
106	Ant 8	2.0	10.0
122	Ant 8	7.0	15.0
138	Ant 8	7.0	15.0
155	Ant 8	7.0	15.0

EUT State	hotspot		
	11a		
CH	Ant	Min (dBm)	Max (dBm)
36	Ant 8	10.0	16.0
40	Ant 8	11.0	17.0
44	Ant 8	11.0	17.0
48	Ant 8	11.0	17.0
52	Ant 8	11.0	17.0
56	Ant 8	11.0	17.0
60	Ant 8	11.0	17.0
64	Ant 8	11.0	17.0
100	Ant 8	7.0	13.0
104	Ant 8	11.0	17.0
108	Ant 8	11.0	17.0
112	Ant 8	11.0	17.0
116	Ant 8	11.0	17.0
120	Ant 8	11.0	17.0
124	Ant 8	11.0	17.0
128	Ant 8	11.0	17.0
132	Ant 8	11.0	17.0
136	Ant 8	9.0	15.0
140	Ant 8	3.0	9.0
144	Ant 8	11.0	17.0
149	Ant 8	11.0	17.0
153	Ant 8	11.0	17.0
157	Ant 8	11.0	17.0
161	Ant 8	11.0	17.0
165	Ant 8	11.0	17.0
	11n 20M		
CH	Ant	Min	Max
36	Ant 8	10.0	16.0
40	Ant 8	11.0	17.0
44	Ant 8	11.0	17.0
48	Ant 8	11.0	17.0
52	Ant 8	11.0	17.0
56	Ant 8	11.0	17.0
60	Ant 8	11.0	17.0
64	Ant 8	11.0	17.0
100	Ant 8	8.0	14.0
104	Ant 8	11.0	17.0
108	Ant 8	11.0	17.0
112	Ant 8	11.0	17.0
116	Ant 8	11.0	17.0
120	Ant 8	11.0	17.0
124	Ant 8	11.0	17.0
128	Ant 8	11.0	17.0
132	Ant 8	11.0	17.0
136	Ant 8	9.0	15.0
140	Ant 8	3.0	9.0
144	Ant 8	11.0	17.0
149	Ant 8	11.0	17.0
153	Ant 8	11.0	17.0
157	Ant 8	11.0	17.0
161	Ant 8	11.0	17.0
165	Ant 8	11.0	17.0

11ac 20M			
CH	Ant	Min (dBm)	Max (dBm)
36	Ant 8	10.0	16.0
40	Ant 8	11.0	17.0
44	Ant 8	11.0	17.0
48	Ant 8	11.0	17.0
52	Ant 8	11.0	17.0
56	Ant 8	11.0	17.0
60	Ant 8	11.0	17.0
64	Ant 8	11.0	17.0
100	Ant 8	8.0	14.0
104	Ant 8	11.0	17.0
108	Ant 8	11.0	17.0
112	Ant 8	11.0	17.0
116	Ant 8	11.0	17.0
120	Ant 8	11.0	17.0
124	Ant 8	11.0	17.0
128	Ant 8	11.0	17.0
132	Ant 8	11.0	17.0
136	Ant 8	9.0	15.0
140	Ant 8	3.0	9.0
144	Ant 8	11.0	17.0
149	Ant 8	11.0	17.0
153	Ant 8	11.0	17.0
157	Ant 8	11.0	17.0
161	Ant 8	11.0	17.0
165	Ant 8	11.0	17.0
11n 40M & 11ac 40M			
CH	Ant	Min (dBm)	Max (dBm)
38	Ant 8	8.0	14.0
46	Ant 8	11.0	17.0
54	Ant 8	11.0	17.0
62	Ant 8	5.0	11.0
102	Ant 8	6.5	12.5
110	Ant 8	11.0	17.0
118	Ant 8	11.0	17.0
126	Ant 8	11.0	17.0
134	Ant 8	8.0	14.0
142	Ant 8	11.0	17.0
151	Ant 8	11.0	17.0
159	Ant 8	11.0	17.0
11ac 80M			
CH	Ant	Min (dBm)	Max (dBm)
42	Ant 8	4.5	12.5
58	Ant 8	2.5	10.5
106	Ant 8	2.0	10.0
122	Ant 8	9.0	17.0
138	Ant 8	9.0	17.0
155	Ant 8	8.0	16.0

The maximum output power for WiFi 2.4G –Full power

802.11b	Channel\data	1Mbps	2Mbps	5.5Mbps	11Mbps				
WLAN2450	11(2462MHz)	17.02	/	/	/				
	6(2437(MHz)	17.58	17.22	17.16	17.06				
	1(2412MHz)	17.15	/	/	/				
802.11g	Channel\data	6Mbps	9Mbps	12Mbps	18Mbps	24Mbps	36Mbps	48Mbps	54Mbps
WLAN2450	11(2462MHz)	17.72	/	/	/	/	/	/	/
	6(2437(MHz)	17.99	17.81	17.37	17.92	17.85	17.56	17.38	17.35
	1(2412MHz)	13.98	/	/	/	/	/	/	/
802.11n-20MHz	Channel\data	MCS0	MCS1	MCS2	MCS3	MCS4	MCS5	MCS6	MCS7
WLAN2450	11(2462MHz)	17.58	/	17.69	/	/	/	/	/
	6(2437(MHz)	17.81	17.07	17.87	17.68	17.54	17.42	17.36	17.33
	1(2412MHz)	14.66	/	14.78	/	/	/	/	/
802.11n-40MHz	Channel\data	MCS0	MCS1	MCS2	MCS3	MCS4	MCS5	MCS6	MCS7
WLAN2450	9(2452MHz)	15.68	/	/	/	/	/	/	/
	6(2437MHz)	16.95	16.81	16.63	16.53	16.14	15.99	15.85	15.76
	3(2422MHz)	12.09	/	/	/	/	/	/	/

The maximum output power for WiFi 2.4G –Receiver on

802.11b	Channel\data	1Mbps	2Mbps	5.5Mbps	11Mbps				
WLAN2450	11(2462MHz)	14.86	14.78	14.74	14.72				
	6(2437(MHz)	14.12							
	1(2412MHz)	14.18							
802.11g	Channel\data	6Mbps	9Mbps	12Mbps	18Mbps	24Mbps	36Mbps	48Mbps	54Mbps
WLAN2450	11(2462MHz)	14.71	/	/	/	/	/	/	/
	6(2437(MHz)	15.00	14.79	14.37	14.95	14.82	14.55	14.39	14.35
	1(2412MHz)	13.98	/	/	/	/	/	/	/
802.11n-20MHz	Channel\data	MCS0	MCS1	MCS2	MCS3	MCS4	MCS5	MCS6	MCS7
WLAN2450	11(2462MHz)	14.61	/	13.71	/	/	/	/	/
	6(2437(MHz)	14.79	14.05	14.87	14.71	14.54	14.40	14.35	14.36
	1(2412MHz)	14.66	/	14.78	/	/	/	/	/
802.11n-40MHz	Channel\data	MCS0	MCS1	MCS2	MCS3	MCS4	MCS5	MCS6	MCS7
WLAN2450	9(2452MHz)	14.69	/	/	/	/	/	/	/
	6(2437MHz)	14.82	14.79	14.63	14.56	14.11	13.99	13.82	13.78
	3(2422MHz)	12.09	/	/	/	/	/	/	/

The maximum output power for WiFi 2.4G –Hotspot

802.11b	Channel\data	1Mbps	2Mbps	5.5Mbps	11Mbps				
WLAN2450	11(2462MHz)	16.47	/	/	/				
	6(2437(MHz)	16.95	16.93	16.89	16.78				
	1(2412MHz)	16.69	/	/	/				
802.11g	Channel\data	6Mbps	9Mbps	12Mbps	18Mbps	24Mbps	36Mbps	48Mbps	54Mbps
WLAN2450	11(2462MHz)	16.75	/	/	/	/	/	/	/
	6(2437(MHz)	16.97	16.83	16.37	16.90	16.86	16.53	16.39	16.33
	1(2412MHz)	12.99	/	/	/	/	/	/	/
802.11n-20MHz	Channel\data	MCS0	MCS1	MCS2	MCS3	MCS4	MCS5	MCS6	MCS7
WLAN2450	11(2462MHz)	16.57	/	16.63	/	/	/	/	/
	6(2437(MHz)	16.79	16.06	16.87	16.62	16.58	16.39	16.38	16.29
	1(2412MHz)	13.68	/	14.78	/	/	/	/	/
802.11n-40MHz	Channel\data	MCS0	MCS1	MCS2	MCS3	MCS4	MCS5	MCS6	MCS7
WLAN2450	9(2452MHz)	15.68	/	/	/	/	/	/	/
	6(2437MHz)	16.95	16.81	16.63	16.53	16.14	15.99	15.85	15.76
	3(2422MHz)	12.09	/	/	/	/	/	/	/

The maximum output power for WiFi 5G –Full power

802.11a(dBm)								
Channel\data rate	6Mbps	9Mbps	12Mbps	18Mbps	24Mbps	36Mbps	48Mbps	54Mbps
36(5180 MHz)	14.17			17.38				
40(5200 MHz)	16.85	16.69	16.62	17.31	17.03	16.22	16.09	16.01
44(5220 MHz)	16.49			17.03				
48(5240 MHz)	16.32			16.89				
52(5260 MHz)	16.49			17.11				
56(5280 MHz)	16.81			17.32				
60(5300 MHz)	17.77	17.67	17.62	18.13	17.89	17.19	17.11	17.05
64(5320 MHz)	16.02			16.45				
100(5500 MHz)	11.44			11.53				
104(5520 MHz)	17.02			17.27				
108(5540 MHz)	17.03			17.25				
112(5560 MHz)	17.11			17.58				
116(5580 MHz)	17.45			17.98				
120(5600 MHz)	17.83	17.77	17.73	18.32	18.08	17.29	17.25	17.19
124(5620 MHz)	17.80			18.28				
128(5640 MHz)	17.45			17.95				
132(5660 MHz)	17.03			17.55				
136(5680 MHz)	13.27			13.91				
140(5700 MHz)	7.42			7.03				
144(5720 MHz)	17.05			17.55				
149(5745 MHz)	17.53			17.99				
153(5765 MHz)	18.24			18.65				
157(5785 MHz)	18.51	18.36	18.32	18.87	18.62	17.90	17.83	17.77
161(5805 MHz)	18.27			18.66				
165(5825 MHz)	17.62			17.99				

The maximum output power for WiFi 5G –Receiver on

802.11a(dBm)								
Channel\data rate	6Mbps	9Mbps	12Mbps	18Mbps	24Mbps	36Mbps	48Mbps	54Mbps
36(5180 MHz)	12.30	12.09	11.98	12.75	12.45	11.64	11.53	11.41
40(5200 MHz)	12.12			12.56				
44(5220 MHz)	11.73			12.16				
48(5240 MHz)	11.57			11.99				
52(5260 MHz)	11.73			12.16				
56(5280 MHz)	12.08			12.52				
60(5300 MHz)	12.48			12.94				
64(5320 MHz)	12.60	12.38	12.33	13.06	12.80	11.97	11.93	11.86
100(5500 MHz)	8.83			9.15				
104(5520 MHz)	11.98			12.42				
108(5540 MHz)	11.97			12.41				
112(5560 MHz)	12.31			12.76				
116(5580 MHz)	12.77			13.24				
120(5600 MHz)	13.13			13.61				
124(5620 MHz)	13.15	12.98	12.92	13.63	13.40	12.56	12.47	12.41
128(5640 MHz)	12.91			13.38				
132(5660 MHz)	12.51			12.97				
136(5680 MHz)	12.30			12.75				
140(5700 MHz)	6.64			6.88				
144(5720 MHz)	12.78			13.25				
149(5745 MHz)	13.69			14.19				
153(5765 MHz)	14.31			14.83				
157(5785 MHz)	14.42	14.24	14.20	14.95	14.63	13.79	13.75	13.68
161(5805 MHz)	13.96			14.47				
165(5825 MHz)	13.09			13.57				

802.11n(dBm)-20MHz								
Channel\data rate	MCS0	MCS1	MCS2	MCS3	MCS4	MCS5	MCS6	MCS7
36(5180 MHz)	11.98	11.71	12.50	12.12	11.58	11.49	11.49	11.38
40(5200 MHz)	11.73		12.24					
44(5220 MHz)	11.45		11.95					
48(5240 MHz)	11.19		11.68					
52(5260 MHz)	11.36		11.85					
56(5280 MHz)	11.75		12.26					
60(5300 MHz)	12.11		12.64					
64(5320 MHz)	12.24	12.01	12.77	12.76	12.01	11.90	11.85	11.75
100(5500 MHz)	8.65		9.03					
104(5520 MHz)	11.65		12.16					
108(5540 MHz)	11.66		12.17					
112(5560 MHz)	12.02		12.54					
116(5580 MHz)	12.51		13.05					
120(5600 MHz)	12.86		13.42					
124(5620 MHz)	12.90	12.70	13.46	13.37	12.58	12.49	12.47	12.37
128(5640 MHz)	12.60		13.15					
132(5660 MHz)	12.24		12.77					
136(5680 MHz)	12.03		12.55					
140(5700 MHz)	6.44		6.72					
144(5720 MHz)	12.54		13.08					
149(5745 MHz)	13.37		13.95					
153(5765 MHz)	13.98		14.59					
157(5785 MHz)	14.12	13.92	14.73	14.66	13.82	13.73	13.72	13.65
161(5805 MHz)	13.61		14.20					
165(5825 MHz)	12.77		13.32					

802.11ac(dBm)-20MHz									
Channel\data rate	MCS0	MCS1	MCS2	MCS3	MCS4	MCS5	MCS6	MCS7	MCS8
36(5180 MHz)	12.00	11.73	12.56	12.46	11.61	11.55	11.53	11.42	11.35
40(5200 MHz)	11.81		12.40						
44(5220 MHz)	11.44		12.04						
48(5240 MHz)	11.25		11.85						
52(5260 MHz)	11.41		11.87						
56(5280 MHz)	11.73		12.21						
60(5300 MHz)	12.16		12.65						
64(5320 MHz)	12.25	12.05	12.85	12.79	12.03	11.95	11.93	11.83	11.71
100(5500 MHz)	8.76		9.12						
104(5520 MHz)	11.70		12.18						
108(5540 MHz)	11.75		12.23						
112(5560 MHz)	12.07		12.56						
116(5580 MHz)	12.51		13.02						
120(5600 MHz)	12.85		13.37						
124(5620 MHz)	12.88	12.76	13.56	13.45	12.61	12.55	12.53	12.44	12.37
128(5640 MHz)	12.71		13.23						
132(5660 MHz)	12.28		12.78						
136(5680 MHz)	12.07		12.56						
140(5700 MHz)	6.40		6.66						
144(5720 MHz)	12.53		13.04						
149(5745 MHz)	13.36		13.90						
153(5765 MHz)	14.02		14.59						
157(5785 MHz)	14.13	13.94	14.70	14.67	13.90	13.82	13.77	13.68	13.62
161(5805 MHz)	13.67		14.23						
165(5825 MHz)	12.81		13.33						

802.11n(dBm)-40MHz								
Channel\data rate	MCS0	MCS1	MCS2	MCS3	MCS4	MCS5	MCS6	MCS7
38(5190 MHz)	12.01							
46(5230 MHz)	14.38	14.29	14.13	13.95	13.34	13.24	13.16	13.00
54(5270 MHz)	14.63	14.56	14.41	14.23	13.54	13.41	13.33	13.22
62(5310 MHz)	9.39							
102(5510 MHz)	9.66							
110(5550 MHz)	12.00							
118(5590 MHz)	12.83							
126(5630 MHz)	12.94	12.82	12.60	12.49	11.77	11.63	11.57	11.47
134(5670 MHz)	12.25							
142(5710 MHz)	12.47							
151(5755 MHz)	13.88	13.72	13.56	13.38	12.69	12.46	12.41	12.32
159(5795 MHz)	13.53							

802.11ac(dBm)-40MHz										
Channel\data rate	MCS0	MCS1	MCS2	MCS3	MCS4	MCS5	MCS6	MCS7	MCS8	MCS9
38(5190 MHz)	11.00									
46(5230 MHz)	11.51	11.39	11.24	11.08	10.38	10.26	10.22	10.11	10.00	9.94
54(5270 MHz)	11.71	11.66	11.50	11.30	10.61	10.49	10.44	10.31	10.22	10.14
62(5310 MHz)	8.11									
102(5510 MHz)	9.67									
110(5550 MHz)	11.97									
118(5590 MHz)	12.81									
126(5630 MHz)	12.90	12.84	12.70	12.50	11.83	11.69	11.65	11.66	11.50	11.42
134(5670 MHz)	12.24									
142(5710 MHz)	12.40									
151(5755 MHz)	13.81									
159(5795 MHz)	14.05	13.94	13.79	13.64	12.95	12.79	12.76	12.64	12.54	12.49

802.11ac(dBm)-80MHz										
Channel\data rate	MCS0	MCS1	MCS2	MCS3	MCS4	MCS5	MCS6	MCS7	MCS8	MCS9
42(5210 MHz)	9.22	9.13	8.99	8.79	8.05	7.83	7.78	7.79	7.64	7.54
58(5290 MHz)	7.21	7.11	6.95	6.70	6.57	6.40	6.39	6.35	6.25	6.19
106(5530 MHz)	8.05									
122(5610 MHz)	14.81	14.73	14.67	14.39	13.71	13.58	13.31	13.28	13.15	13.10
138(5690 MHz)	13.69									
155(5775 MHz)	14.91	14.83	14.72	14.47	13.77	13.53	13.51	13.45	13.31	13.07

The maximum output power for WiFi 5G –Hotspot

802.11a(dBm)								
Channel/data rate	6Mbps	9Mbps	12Mbps	18Mbps	24Mbps	36Mbps	48Mbps	54Mbps
36(5180 MHz)	13.10			14.05				
40(5200 MHz)	14.03	13.82	13.76	14.52	14.25	13.43	13.31	13.23
44(5220 MHz)	13.67			14.21				
48(5240 MHz)	13.47			14.05				
52(5260 MHz)	13.60			14.10				
56(5280 MHz)	14.01			14.52				
60(5300 MHz)	14.47			15.00				
64(5320 MHz)	14.61	14.35	14.30	15.14	14.84	13.88	13.83	13.75
100(5500 MHz)	8.83			9.15				
104(5520 MHz)	13.67			14.17				
108(5540 MHz)	13.65			14.16				
112(5560 MHz)	14.04			14.56				
116(5580 MHz)	14.57			15.10				
120(5600 MHz)	14.98			15.52				
124(5620 MHz)	15.00	14.81	14.74	15.55	15.29	14.33	14.22	14.16
128(5640 MHz)	14.73			15.26				
132(5660 MHz)	14.27			14.79				
136(5680 MHz)	12.30			12.75				
140(5700 MHz)	6.64			6.88				
144(5720 MHz)	12.78			13.25				
149(5745 MHz)	15.45			16.01				
153(5765 MHz)	16.15			16.73				
157(5785 MHz)	16.27	16.07	16.02	16.87	16.51	15.56	15.51	15.44
161(5805 MHz)	15.75			16.33				
165(5825 MHz)	14.77			15.31				

802.11n(dBm)-20MHz								
Channel/data rate	MCS0	MCS1	MCS2	MCS3	MCS4	MCS5	MCS6	MCS7
36(5180 MHz)	12.87		13.52					
40(5200 MHz)	13.75	13.64	14.45	14.34	13.47	13.39	12.87	13.22
44(5220 MHz)	13.43		14.13					
48(5240 MHz)	13.27		13.95					
52(5260 MHz)	13.41		13.97					
56(5280 MHz)	13.86		14.44					
60(5300 MHz)	14.27		14.88					
64(5320 MHz)	14.42	14.16	15.03	15.02	14.16	14.03	13.97	13.86
100(5500 MHz)	8.65		9.03					
104(5520 MHz)	13.53		14.12					
108(5540 MHz)	13.56		14.14					
112(5560 MHz)	13.97		14.55					
116(5580 MHz)	14.52		15.13					
120(5600 MHz)	14.91		15.55					
124(5620 MHz)	14.96	14.73	15.59	15.49	14.60	14.50	14.47	14.36
128(5640 MHz)	14.62		15.24					
132(5660 MHz)	14.22		14.81					
136(5680 MHz)	12.03		12.55					
140(5700 MHz)	6.44		6.72					
144(5720 MHz)	14.15		14.76					
149(5745 MHz)	14.89		15.53					
153(5765 MHz)	15.56		16.24					
157(5785 MHz)	15.72	15.50	16.40	16.32	15.39	15.29	15.27	15.20
161(5805 MHz)	15.15		15.81					
165(5825 MHz)	14.22		14.83					

802.11ac(dBm)-20MHz									
Channel\data rate	MCS0	MCS1	MCS2	MCS3	MCS4	MCS5	MCS6	MCS7	MCS8
36(5180 MHz)	12.90		13.56						
40(5200 MHz)	13.86	13.60	14.43	14.37	13.47	13.38	13.39	13.31	13.18
44(5220 MHz)	13.50		14.05						
48(5240 MHz)	13.18		13.71						
52(5260 MHz)	13.45		13.99						
56(5280 MHz)	13.83		14.39						
60(5300 MHz)	14.33		14.91						
64(5320 MHz)	14.44	14.20	15.15	15.08	14.18	14.09	14.06	13.94	13.80
100(5500 MHz)	8.76		9.12						
104(5520 MHz)	13.53		14.09						
108(5540 MHz)	13.59		14.15						
112(5560 MHz)	13.96		14.53						
116(5580 MHz)	14.47		15.06						
120(5600 MHz)	14.87		15.47						
124(5620 MHz)	14.90	14.76	15.69	15.56	14.59	14.52	14.50	14.39	14.31
128(5640 MHz)	14.70		15.30						
132(5660 MHz)	14.21		14.78						
136(5680 MHz)	12.07		12.56						
140(5700 MHz)	6.40		6.66						
144(5720 MHz)	14.50		15.09						
149(5745 MHz)	13.36		13.90						
153(5765 MHz)	14.02		14.59						
157(5785 MHz)	14.13	13.94	14.70	14.67	13.90	13.82	13.77	13.68	13.62
161(5805 MHz)	13.67		14.23						
165(5825 MHz)	12.81		13.33						

802.11n(dBm)-40MHz									
Channel\data rate	MCS0	MCS1	MCS2	MCS3	MCS4	MCS5	MCS6	MCS7	MCS8
38(5190 MHz)	12.01								
46(5230 MHz)	16.82	16.71	16.53	16.35	15.59	15.40	15.37	15.28	15.28
54(5270 MHz)	16.51	16.40	16.23	16.06	15.35	15.14	15.13	15.08	15.08
62(5310 MHz)	9.04								
102(5510 MHz)	9.66								
110(5550 MHz)	13.75								
118(5590 MHz)	14.70								
126(5630 MHz)	14.83	14.69	14.44	14.31	13.49	13.33	13.26	13.15	13.15
134(5670 MHz)	12.25								
142(5710 MHz)	14.29								
151(5755 MHz)	16.36								
159(5795 MHz)	16.89	16.81	16.68	16.51	15.80	15.59	15.57	15.46	15.46

802.11ac(dBm)-40MHz										
Channel\data rate	MCS0	MCS1	MCS2	MCS3	MCS4	MCS5	MCS6	MCS7	MCS8	MCS9
38(5190 MHz)	11.00									
46(5230 MHz)	13.58	13.44	13.26	13.07	12.25	12.11	12.06	11.93	11.80	11.73
54(5270 MHz)	13.84	13.78	13.59	13.36	12.54	12.40	12.34	12.19	12.08	11.98
62(5310 MHz)	8.11									
102(5510 MHz)	9.67									
110(5550 MHz)	13.82									
118(5590 MHz)	14.79									
126(5630 MHz)	14.89	14.82	14.66	14.43	13.65	13.49	13.45	13.46	13.27	13.18
134(5670 MHz)	12.24									
142(5710 MHz)	14.31									
151(5755 MHz)	15.67									
159(5795 MHz)	15.94	15.82	15.65	15.47	14.69	14.51	14.48	14.34	14.23	14.17

802.11ac(dBm)-80MHz										
Channel\data rate	MCS0	MCS1	MCS2	MCS3	MCS4	MCS5	MCS6	MCS7	MCS8	MCS9
42(5210 MHz)	9.22	9.13	8.99	8.79	8.05	7.83	7.78	7.79	7.64	7.54
58(5290 MHz)	7.21	7.11	6.95	6.70	6.57	6.40	6.39	6.35	6.25	6.19
106(5530 MHz)	8.05									
122(5610 MHz)	16.96	16.87	16.72	16.53	15.75	15.52	15.50	15.42	15.31	15.23
138(5690 MHz)	15.71									
155(5775 MHz)	15.25	15.05	14.91	14.80	13.98	13.79	13.71	13.66	13.54	13.46

13 Simultaneous TX SAR Considerations

13.1 Transmit Antenna Separation Distances

The detail for transmit antenna separation distances is described in the additional document:

Appendix to test report No.I22Z60667-SEM01

The photos of SAR test

13.2 SAR Measurement Positions

According to the KDB941225 D06 Hot Spot SAR, the edges with less than 2.5 cm distance to the antennas need to be tested for SAR.

SAR measurement positions						
Mode	Front	Rear	Left edge	Right edge	Top edge	Bottom edge
ANT0	< 25mm	< 25mm	< 25mm	> 25mm	> 25mm	< 25mm
ANT1	< 25mm	< 25mm	< 25mm	< 25mm	> 25mm	< 25mm
ANT2	< 25mm	< 25mm	< 25mm	> 25mm	< 25mm	> 25mm
ANT3	< 25mm	< 25mm	< 25mm	> 25mm	> 25mm	> 25mm
ANT5	< 25mm	< 25mm	> 25mm	< 25mm	< 25mm	> 25mm
ANT7	< 25mm	< 25mm	> 25mm	< 25mm	< 25mm	> 25mm
ANT8	< 25mm	< 25mm	> 25mm	< 25mm	< 25mm	> 25mm

14 Evaluation of Simultaneous

Test Position	SAR 1g/10g(W/kg)	ANT0	ANT2	ANT1	ANT2	ANT0	ANT2	ANT1	ANT2	ANT0	ANT2	ANT1	ANT2	ANT5	ANT5	ANT5	ANT3	ANT3	ANT3	ANT1	ANT1	ANT1	ANT2	ANT2	ANT2	MAX. SAR 10g	
		GSM850	GSM850	GSM1900	GSM1900	WCDMA850	WCDMA850	WCDMA1900	WCDMA1900	LTE 5	LTE 5	LTE 7	LTE 7	LTE 38	LTE 41 PC3	LTE 41 PC2	LTE 38	LTE 41 PC3	LTE 41 PC2	LTE 38	LTE 41 PC3	LTE 41 PC2	LTE 38	LTE 41 PC3	LTE 41 PC2		LTE 38
Head	Left Cheek	0.181	0.576	0.136	0.511	0.296	0.442	0.169	0.084	0.212	0.296	0.085	0.253	0.800	0.371	0.499	0.256	0.264	0.000	0.000	0.000	0.145	0.078	0.059	0.800		
	Left Tilt	0.079	0.513	0.093	0.565	0.111	0.326	0.102	0.408	0.222	0.360	0.048	0.233	0.411	0.863	0.262	0.070	0.082	0.000	0.000	0.000	0.128	0.082	0.058	0.595		
	Right Cheek	0.087	0.561	0.088	0.564	0.182	0.340	0.104	0.570	0.122	0.253	0.071	0.505	0.226	0.249	0.179	0.187	0.407	0.489	0.010	0.030	0.050	0.251	0.145	0.139	0.579	
	Right Tilt	0.055	0.534	0.067	0.885	0.085	0.379	0.076	0.925	0.050	0.266	0.068	0.458	0.283	0.277	0.215	0.117	0.162	0.188	0.000	0.000	0.000	0.183	0.126	0.106	0.885	
Body 10mm	Front	0.282	0.290	0.296	0.119	0.388	0.114	0.392	0.255	0.218	0.086	0.052	0.145	0.143	0.112	0.127	0.224	0.199	0.263	0.197	0.201	0.282	0.198	0.049	0.102	0.392	
	Rear	0.443	0.330	0.530	0.274	0.451	0.201	0.711	0.328	0.449	0.147	0.169	0.300	0.175	0.182	0.250	0.393	0.319	0.331	0.428	0.616	0.574	0.245	0.111	0.061	0.711	
	Left	0.484	0.089	0.414	0.331	0.345	0.056	0.440	0.074	0.492	0.050	0.045	0.150	/	/	/	/	0.338	0.425	0.219	0.082	0.134	0.062	0.213	0.116	0.108	0.345
	Right	0.497	/	0.204	/	0.108	/	0.237	/	0.636	/	0.054	/	0.183	0.154	0.175	0.308	0.425	0.319	0.082	0.134	0.062	0.213	0.116	0.108	0.345	
	Bottom	0.143	0.156	0.668	/	0.139	/	0.075	0.611	0.519	0.092	0.115	0.121	0.119	0.149	0.123	0.124	/	/	/	0.235	0.425	0.140	/	/	/	0.418
	Top	/	/	/	/	/	/	/	/	/	/	/	/	/	/	/	/	/	/	/	/	/	/	/	/	/	/
	Front	0.451	0.156	0.117	0.198	0.187	0.168	0.243	0.269	0.425	0.133	0.038	0.082	0.119	0.147	0.163	0.111	0.178	0.119	0.103	0.148	0.175	0.077	0.046	0.039	0.269	
	Rear	0.226	0.265	0.274	0.232	0.225	0.210	0.434	0.380	0.154	0.169	0.131	0.238	0.137	0.255	0.220	0.177	0.204	0.205	0.204	0.278	0.323	0.137	0.074	0.068	0.454	
Body 0mm	Top	/	/	/	/	/	/	/	2.286	/	/	/	/	/	/	/	/	/	/	/	/	/	/	/	/	2.286	

Test Position	SAR 1g/10g(W/kg)	1	2	3	4
		WWAN	WIFI2.4 ANT7	WIFI5 ANT8	BT ANT7
Head	Left Cheek	0.800	0.289	0.268	0.201
	Left Tilt	0.595	0.118	0.120	0.078
	Right Cheek	0.379	0.076	0.148	0.087
	Right Tilt	0.885	0.057	0.075	0.076
Body 10mm	Front	0.392	0.217	0.074	0.142
	Rear	0.711	0.482	0.174	0.303
	Left	0.345	/	/	/
	Right	0.418	0.416	0.189	0.185
Body 15mm	Bottom	0.688	/	/	/
	Top	0.519	0.082	0.166	0.172
	Front	0.269	0.142	0.222	0.142
	Rear	0.454	0.280	0.404	0.309
Body 0mm	Top	2.286	0.195	0.219	0.085

Test Position	SAR 1g/10g(W/kg)	simultaneous transmission			
		1+2	1+3	1+4	1+3+4
Head	Left Cheek	1.088	1.068	1.001	1.269
	Left Tilt	0.713	0.715	0.673	0.793
	Right Cheek	0.654	0.727	0.665	0.813
	Right Tilt	0.942	0.960	0.961	1.036
Body 10mm	Front	0.609	0.466	0.534	0.608
	Rear	1.193	0.885	1.013	1.187
	Left	0.345	0.345	0.345	0.345
	Right	0.471	0.607	0.603	0.792
Body 15mm	Bottom	0.688	0.668	0.668	0.668
	Top	0.601	0.685	0.691	0.857
	Front	0.411	0.491	0.411	0.633
	Rear	0.734	0.858	0.757	1.161
Body 0mm	Top	2.482	2.505	2.371	2.590

Test Position	SAR 1g/10g(W/kg)	ANT1	ANT2	ANT1	ANT2	ANT3	ANT5	ANT1	ANT2	ANT3	ANT5	MAX. SAR 10g
		N7	N7	N38	N38	N38	N38	n41	n41	n41	n41	
Head	Left Cheek	0.338	0.261	0.051	0.203	0.336	0.603	0.083	0.094	0.348	0.636	0.636
	Left Tilt	0.241	0.237	0.042	0.285	0.106	0.233	0.075	0.093	0.163	0.303	0.303
	Right Cheek	0.471	0.451	0.094	0.450	0.796	1.142	0.300	0.199	0.888	1.192	0.888
	Right Tilt	0.308	0.564	0.058	0.494	0.165	0.180	0.102	0.352	0.251	0.202	0.564
Body 10mm	Front	0.132	0.184	0.230	0.140	0.201	0.112	0.094	0.088	0.382	0.138	0.382
	Rear	0.651	0.450	0.593	0.315	0.374	0.208	0.350	0.222	0.727	0.356	0.727
	Left	0.058	0.431	0.131	0.277	0.271	/	0.087	0.321	0.667	0.667	0.667
	Right	0.226	/	0.414	/	/	0.159	0.104	/	/	0.213	0.226
Body 15mm	Bottom	0.258	/	0.414	/	/	0.144	/	/	/	0.413	0.413
	Top	/	0.327	/	0.223	/	0.112	/	0.121	/	0.047	0.327
	Front	0.130	0.084	0.186	0.086	0.204	0.153	0.077	0.073	0.177	0.134	0.204
	Rear	0.483	0.218	0.425	0.180	0.341	0.266	0.223	0.224	0.358	0.309	0.483

Test Position	SAR 1g/10g(W/kg)	1	2	3	4
		WWAN	WIFI2.4 ANT7	WIFI5 ANT8	BT ANT7
Head	Left Cheek	0.636	0.289	0.268	0.201
	Left Tilt	0.303	0.118	0.120	0.078
	Right Cheek	0.888	0.076	0.148	0.087
	Right Tilt	0.564	0.057	0.075	0.076
Body 10mm	Front	0.382	0.217	0.074	0.142
	Rear	0.727	0.482	0.174	0.303
	Left	0.667	/	/	/
	Right	0.414	0.416	0.189	0.185
Body 15mm	Bottom	0.688	/	/	/
	Top	0.327	0.082	0.166	0.172
	Front	0.204	0.142	0.222	0.142
	Rear	0.483	0.280	0.404	0.303

Test Position	SAR 1g/10g(W/kg)	simultaneous transmission			
		1+2	1+3	1+4	1+3+4
Head	Left Cheek	0.925	0.904	0.837	1.105
	Left Tilt	0.421	0.423	0.381	0.501
	Right Cheek	0.964	1.036	0.975	1.123
	Right Tilt	0.622	0.639	0.640	0.715
Body 10mm	Front	0.600	0.456	0.525	0.598
	Rear	1.209	0.901	1.030	1.203
	Left	0.667	0.667	0.667	0.667
	Right	0.642	0.415	0.411	0.600
Body 15mm	Bottom	0.414	0.414	0.414	0.414
	Top	0.409	0.493	0.499	0.665
	Front	0.346	0.426	0.346	0.568
	Rear	0.763	0.887	0.786	1.190

Note: VoLTE or pre-installed VOIP applications are considered.

Conclusion:

According to the above tables, the sum of reported SAR values is < 1.6W/kg. So the simultaneous transmission SAR with volume scans is not required.

15 SAR Test Result

Note:

KDB 447498 D01 General RF Exposure Guidance:

For WWAN: Reported SAR(W/kg)= Measured SAR(W/kg)*Tune-up Scaling Factor

For BT/WLAN: Reported SAR(W/kg)= Measured SAR(W/kg)* Duty Cycle scaling factor * Tune-up scaling factor

Testing of other required channels within the operating mode of a frequency band is not required when the reported 1-g or 10-g SAR for the mid-band or highest output power channel is:

≤ 0.8 W/kg or 2.0 W/kg, for 1-g or 10-g respectively, when the transmission band is ≤ 100 MHz

≤ 0.6 W/kg or 1.5 W/kg, for 1-g or 10-g respectively, when the transmission band is between 100 MHz and 200 MHz

≤ 0.4 W/kg or 1.0 W/kg, for 1-g or 10-g respectively, when the transmission band is ≥ 200 MHz

KDB 648474 D04 Handset SAR:

With headset attached, when the reported SAR for body-worn accessory, measured without a headset connected to the handset, is > 1.2 W/kg, the highest reported SAR configuration for that wireless mode and frequency band should be repeated for that body-worn accessory with a headset attached to the handset.

KDB 941225 D01 SAR test for 3G devices:

When the maximum output power and tune-up tolerance specified for production units in a secondary mode is $\leq \frac{1}{4}$ dB higher than the primary mode or when the highest reported SAR of the primary mode is scaled by the ratio of specified maximum output power and tune-up tolerance of secondary to primary mode and the adjusted SAR is ≤ 1.2 W/kg, SAR measurement is not required for the secondary mode.

KDB 941225 D05 SAR for LTE Devices:

SAR test reduction is applied using the following criteria:

Start with the largest channel bandwidth and measure SAR for QPSK with 1 RB, and 50% RB allocation, using the RB offset and required test channel combination with the highest maximum output power among RB offsets at the upper edge, middle and lower edge of each required test channel.

When the reported SAR is > 0.8 W/kg, testing for other Channels is performed at the highest output power level for 1RB, and 50% RB configuration for that channel.

Testing for 100% RB configuration is performed at the highest output power level for 100% RB configuration across the Low, Mid and High Channel when the highest reported SAR for 1 RB and 50% RB are > 0.8 W/kg. Testing for the remaining required channels is not needed because the reported SAR for 100% RB Allocation < 1.45 W/kg.

Testing for 16-QAM modulation is not required because the reported SAR for QPSK is < 1.45 W/Kg and its output power is not more than 0.5 dB higher than that of QPSK.

Testing for the other channel bandwidths is not required because the reported SAR for the highest channel bandwidth is < 1.45 W/Kg and its output power is not more than 0.5 dB higher than that of the highest channel bandwidth.

For LTE bands that do not support at least three non-overlapping channels in certain channel bandwidths, test the available non-overlapping channels instead. When a device supports overlapping channel assignment in a channel bandwidth configuration, the middle channel of the

group of overlapping channels should be selected for testing; therefore, the requirement for H, M and L channels may not fully apply.

KDB 248227 D01 SAR meas for 802.11:

SAR test reduction for 802.11 Wi-Fi transmission mode configurations are considered separately for DSSS and OFDM. An initial test position is determined to reduce the number of tests required for certain exposure configurations with multiple test positions. An initial test configuration is determined for each frequency band and aggregated band according to maximum output power, channel bandwidth, wireless mode configurations and other operating parameters to streamline the measurement requirements. For 2.4 GHz DSSS, either the initial test position or DSSS procedure is applied to reduce the number of SAR tests; these are mutually exclusive. For OFDM, an initial test position is only applicable to next to the ear, UMPC mini-tablet and hotspot mode configurations, which is tested using the initial test configuration to facilitate test reduction. For other exposure conditions with a fixed test position, SAR test reduction is determined using only the initial test configuration.

To determine the initial test position, Area Scans were performed to determine the position with the Maximum Value of SAR (measured). The position that produced the highest Maximum Value of SAR is considered the worst case position; thus used as the initial test position.

The multiple test positions require SAR measurements in head, hotspot mode or UMPC mini-tablet configurations may be reduced according to the highest reported SAR determined using the initial test position(s) by applying the DSSS or OFDM SAR measurement procedures in the required wireless mode test configuration(s). The initial test position(s) is measured using the highest measured maximum output power channel in the required wireless mode test configuration(s).

When the reported SAR for the initial test position is:

≤ 0.4 W/kg, further SAR measurement is not required for the other test positions in that exposure configuration and wireless mode combination within the frequency band or aggregated band. DSSS and OFDM configurations are considered separately according to the required SAR procedures.

> 0.4 W/kg, SAR is repeated using the same wireless mode test configuration tested in the initial test position to measure the subsequent next closet/smallest test separation distance and maximum coupling test position, on the highest maximum output power channel, until the reported SAR is ≤ 0.8 W/kg or all required test positions are tested.

- For subsequent test positions with equivalent test separation distance or when exposure is dominated by coupling conditions, the position for maximum coupling condition should be tested.
- When it is unclear, all equivalent conditions must be tested.

For all positions/configurations tested using the initial test position and subsequent test positions, when the reported SAR is > 0.8 W/kg, measure the SAR for these positions/configurations on the subsequent next highest measured output power channel(s) until the reported SAR is ≤ 1.2 W/kg or all required test channels are considered.

- The additional power measurements required for this step should be limited to those necessary for identifying subsequent highest output power channels to apply the test reduction.

When the specified maximum output power is the same for both UNII 1 and UNII 2A, begin SAR measurements in UNII 2A with the channel with the highest measured output power. If the reported SAR for UNII 2A is ≤ 1.2 W/kg, SAR is not required for UNII 1; otherwise treat the remaining bands separately and test them independently for SAR.

When the specified maximum output power is different between UNII 1 and UNII 2A, begin SAR with the band that has the higher specified maximum output. If the highest reported SAR for the band with the highest specified power is ≤ 1.2 W/kg, testing for the band with the lower specified output power is not required; otherwise test the remaining bands independently for SAR.

Table 15.1: Duty Cycle

Mode	Duty Cycle
Speech for GSM	1:8.3
GPRS&EGPRS 1 Slot	1:8.3
GPRS&EGPRS 2 Slot	1:4
GPRS&EGPRS 3 Slot	1:2.67
GPRS&EGPRS 4 Slot	1:2
WCDMA<E FDD	1:1
TDD PC3	1:1.58
TDD PC2	1:2.309



15.1 SAR results for 2G/3G/4G

ANT	RF Exposure Conditions	Frequency Band	Channel Number	Frequency (MHz)	Mode/RB	Test setup	Distance	Figure No./Note	EUT Measured Power (dBm)	Tune up (dBm)	Measured SAR 1g (W/kg)	Calculated SAR 1g (W/kg)	Measured SAR 10g (W/kg)	Calculated SAR 10g (W/kg)	Power Drift
0	Head	GSM850	251	848.8	Voice	Cheek Left	0mm	\	32.19	33.50	0.125	0.169	0.094	0.127	0.04
0	Head	GSM850	190	836.6	Voice	Cheek Left	0mm	FIG A.1	32.22	33.50	0.137	0.184	0.104	0.140	-0.03
0	Head	GSM850	128	824.2	Voice	Cheek Left	0mm	\	32.37	33.50	0.122	0.158	0.094	0.122	0.18
0	Head	GSM850	190	836.6	Voice	Tilt Left	0mm	\	32.22	33.50	0.059	0.079	0.046	0.062	0.05
0	Head	GSM850	190	836.6	Voice	Cheek Right	0mm	\	32.22	33.50	0.065	0.087	0.048	0.064	-0.08
0	Head	GSM850	190	836.6	Voice	Tilt Right	0mm	\	32.22	33.50	0.041	0.055	0.029	0.039	0.15
0	Body	GSM850	190	836.6	GPRS(3TX)	Front	10mm	\	23.69	25.50	0.186	0.282	0.120	0.182	-0.19
0	Body	GSM850	251	848.8	GPRS(3TX)	Rear	10mm	FIG A.2	23.52	25.50	0.281	0.443	0.175	0.276	0.17
0	Body	GSM850	190	836.6	GPRS(3TX)	Rear	10mm	\	23.69	25.50	0.234	0.355	0.149	0.226	0.18
0	Body	GSM850	128	824.2	GPRS(3TX)	Rear	10mm	\	23.94	25.50	0.256	0.367	0.158	0.226	0.08
0	Body	GSM850	190	836.6	GPRS(3TX)	Left	10mm	\	23.69	25.50	0.187	0.284	0.103	0.156	0.12
0	Body	GSM850	190	836.6	GPRS(3TX)	Right	10mm	\	23.69	25.50	0.064	0.097	0.043	0.065	-0.1
0	Body	GSM850	190	836.6	GPRS(3TX)	Bottom	10mm	\	23.69	25.50	0.094	0.143	0.057	0.086	0.06
0	Body	GSM850	251	848.8	EGPRS(3TX)	Rear	10mm	\	23.57	25.50	0.254	0.396	0.166	0.259	0.05
0	Body	GSM850	190	836.6	GPRS(3TX)	Front	15mm	\	28.19	29.50	0.112	0.151	0.080	0.108	0.02
0	Body	GSM850	251	848.8	GPRS(3TX)	Rear	15mm	FIG A.3	27.83	29.50	0.154	0.226	0.102	0.150	0.11
0	Body	GSM850	190	836.6	GPRS(3TX)	Rear	15mm	\	28.19	29.50	0.138	0.187	0.096	0.130	-0.04
0	Body	GSM850	128	824.2	GPRS(3TX)	Rear	15mm	\	28.25	29.50	0.130	0.173	0.093	0.124	-0.1
0	Body	GSM850	251	848.8	EGPRS(3TX)	Rear	15mm	\	27.94	29.50	0.148	0.212	0.096	0.137	0.14
1	Head	GSM1900	810	1909.8	Voice	Cheek Left	0mm	\	29.51	31.00	0.080	0.113	0.051	0.072	0.17
1	Head	GSM1900	661	1880	Voice	Cheek Left	0mm	\	29.55	31.00	0.068	0.095	0.043	0.060	0.02
1	Head	GSM1900	512	1850.2	Voice	Cheek Left	0mm	FIG A.4	29.75	31.00	0.102	0.136	0.065	0.087	-0.04
1	Head	GSM1900	661	1880	Voice	Tilt Left	0mm	\	29.55	31.00	0.065	0.091	0.040	0.056	0.11
1	Head	GSM1900	661	1880	Voice	Cheek Right	0mm	\	29.55	31.00	0.063	0.088	0.043	0.060	-0.13
1	Head	GSM1900	661	1880	Voice	Tilt Right	0mm	\	29.55	31.00	0.048	0.067	0.030	0.042	-0.18
1	Body	GSM1900	661	1880	GPRS(1TX)	Front	10mm	\	29.45	31.00	0.207	0.296	0.126	0.190	-0.11
1	Body	GSM1900	661	1880	GPRS(1TX)	Rear	10mm	\	29.45	31.00	0.371	0.530	0.216	0.309	0.11
1	Body	GSM1900	661	1880	GPRS(1TX)	Left	10mm	\	29.45	31.00	0.080	0.114	0.048	0.069	0.1
1	Body	GSM1900	661	1880	GPRS(1TX)	Right	10mm	\	29.45	31.00	0.141	0.201	0.083	0.119	0.06
1	Body	GSM1900	810	1909.8	GPRS(1TX)	Bottom	10mm	FIG A.5	29.41	31.00	0.463	0.668	0.259	0.374	-0.18
1	Body	GSM1900	661	1880	GPRS(1TX)	Bottom	10mm	\	29.45	31.00	0.447	0.639	0.234	0.334	-0.03
1	Body	GSM1900	512	1850.2	GPRS(1TX)	Bottom	10mm	\	29.60	31.00	0.431	0.595	0.238	0.329	0.12
1	Body	GSM1900	810	1909.8	EGPRS(1TX)	Bottom	10mm	\	29.31	31.00	0.433	0.639	0.239	0.353	0.17
1	Body	GSM1900	661	1880	GPRS(1TX)	Front	15mm	\	29.45	31.00	0.082	0.117	0.054	0.077	-0.18
1	Body	GSM1900	810	1909.8	GPRS(1TX)	Rear	15mm	FIG A.6	29.41	31.00	0.190	0.274	0.113	0.163	0.15
1	Body	GSM1900	661	1880	GPRS(1TX)	Rear	15mm	\	29.45	31.00	0.167	0.239	0.100	0.143	-0.03
1	Body	GSM1900	512	1850.2	GPRS(1TX)	Rear	15mm	\	29.60	31.00	0.179	0.247	0.109	0.150	0.08
1	Body	GSM1900	810	1909.8	EGPRS(1TX)	Rear	15mm	\	29.41	31.00	0.172	0.248	0.101	0.146	0.06
1	Head	WCDMA1900	9538	1907.6	RMC	Cheek Left	0mm	\	22.49	24.30	0.087	0.132	0.054	0.082	0.07
1	Head	WCDMA1900	9400	1880	RMC	Cheek Left	0mm	FIG A.7	22.71	24.30	0.117	0.169	0.071	0.102	0.17
1	Head	WCDMA1900	9262	1852.4	RMC	Cheek Left	0mm	\	22.70	24.30	0.103	0.149	0.063	0.091	-0.12
1	Head	WCDMA1900	9400	1880	RMC	Tilt Left	0mm	\	22.71	24.30	0.071	0.102	0.043	0.062	0.06
1	Head	WCDMA1900	9400	1880	RMC	Cheek Right	0mm	\	22.71	24.30	0.072	0.104	0.048	0.069	-0.19
1	Head	WCDMA1900	9400	1880	RMC	Tilt Right	0mm	\	22.71	24.30	0.053	0.076	0.033	0.048	-0.05
1	Body	WCDMA1900	9400	1880	RMC	Front	10mm	\	20.62	22.30	0.266	0.392	0.162	0.239	0.02
1	Body	WCDMA1900	9538	1907.6	RMC	Rear	10mm	FIG A.8	20.42	22.30	0.461	0.711	0.269	0.415	0.17
1	Body	WCDMA1900	9400	1880	RMC	Rear	10mm	\	20.62	22.30	0.444	0.654	0.257	0.378	-0.07
1	Body	WCDMA1900	9262	1852.4	RMC	Rear	10mm	\	20.57	22.30	0.449	0.669	0.263	0.392	0.14
1	Body	WCDMA1900	9400	1880	RMC	Left	10mm	\	20.62	22.30	0.095	0.140	0.056	0.082	0.03
1	Body	WCDMA1900	9400	1880	RMC	Right	10mm	\	20.62	22.30	0.161	0.237	0.092	0.135	0.18
1	Body	WCDMA1900	9400	1880	RMC	Bottom	10mm	\	20.62	22.30	0.415	0.611	0.221	0.325	0.19
1	Body	WCDMA1900	9400	1880	RMC	Front	15mm	\	21.08	22.80	0.150	0.223	0.092	0.137	0.19
1	Body	WCDMA1900	9538	1907.6	RMC	Rear	15mm	FIG A.9	20.91	22.80	0.294	0.454	0.175	0.270	0.14
1	Body	WCDMA1900	9400	1880	RMC	Rear	15mm	\	21.08	22.80	0.241	0.358	0.142	0.211	-0.14
1	Body	WCDMA1900	9262	1852.4	RMC	Rear	15mm	\	20.88	22.80	0.273	0.425	0.162	0.252	0.01
0	Head	WCDMA850	4233	846.6	RMC	Cheek Left	0mm	\	23.66	25.00	0.185	0.252	0.143	0.195	0.06
0	Head	WCDMA850	4183	836.6	RMC	Cheek Left	0mm	FIG A.10	23.69	25.00	0.219	0.296	0.167	0.226	-0.07
0	Head	WCDMA850	4132	826.4	RMC	Cheek Left	0mm	\	23.68	25.00	0.172	0.233	0.133	0.180	0.03
0	Head	WCDMA850	4183	836.6	RMC	Tilt Left	0mm	\	23.69	25.00	0.082	0.111	0.065	0.088	-0.1
0	Head	WCDMA850	4183	836.6	RMC	Cheek Right	0mm	\	23.69	25.00	0.142	0.192	0.109	0.147	0.16
0	Head	WCDMA850	4183	836.6	RMC	Tilt Right	0mm	\	23.69	25.00	0.063	0.085	0.053	0.072	-0.04
0	Body	WCDMA850	4183	836.6	RMC	Front	10mm	\	23.69	25.00	0.250	0.338	0.160	0.216	-0.19
0	Body	WCDMA850	4233	846.6	RMC	Rear	10mm	FIG A.11	23.66	25.00	0.331	0.451	0.204	0.278	0.12
0	Body	WCDMA850	4183	836.6	RMC	Rear	10mm	\	23.69	25.00	0.312	0.422	0.194	0.262	0.02
0	Body	WCDMA850	4132	826.4	RMC	Rear	10mm	\	23.68	25.00	0.302	0.409	0.187	0.253	0.17
0	Body	WCDMA850	4183	836.6	RMC	Left	10mm	\	23.69	25.00	0.255	0.345	0.153	0.183	0.05
0	Body	WCDMA850	4183	836.6	RMC	Right	10mm	\	23.69	25.00	0.080	0.108	0.056	0.072	0.08
0	Body	WCDMA850	4183	836.6	RMC	Bottom	10mm	\	23.69	25.00	0.103	0.139	0.060	0.081	0.06
0	Body	WCDMA850	4183	836.6	RMC	Front	15mm	\	23.69	25.00	0.138	0.187	0.101	0.137	0.05
0	Body	WCDMA850	4233	846.6	RMC	Rear	15mm	FIG A.12	23.66	25.00	0.165	0.225	0.108	0.147	0.12
0	Body	WCDMA850	4183	836.6	RMC	Rear	15mm	\	23.69	25.00	0.160	0.216	0.104	0.141	0.14
0	Body	WCDMA850	4132	826.4	RMC	Rear	15mm	\	23.68	25.00	0.148	0.201	0.098	0.133	0.15
0	Head	LTE B5	20450	829	1RB-Low	Cheek Left	0mm	FIG A.13	24.40	25.00	0.185	0.212	0.140	0.161	0.18
0	Head	LTE B5	20450	829	1RB-Low	Tilt Left	0mm	\	24.40	25.00	0.106	0.122	0.084	0.096	0.06
0	Head	LTE B5	20450	829	1RB-Low	Cheek Right	0mm	\	24.40	25.00	0.106	0.122	0.080	0.092	-0.13
0	Head	LTE B5	20450	829	1RB-Low	Tilt Right	0mm	\	24.40	25.00	0.043	0.049	0.034	0.039	0.03
0	Head	LTE B5	20450	829	25RB-Middle	Cheek Left	0mm	\	23.36	24.00	0.152	0.176	0.115	0.133	0.17
0	Head	LTE B5	20450	829	25RB-Middle	Tilt Left	0mm	\	23.36	24.00	0.098	0.114	0.079	0.092	-0.03
0	Head	LTE B5	20450	829	25RB-Middle	Cheek Right	0mm	\	23.36	24.00	0.051	0.059	0.038	0.044	-0.07
0	Head	LTE B5	20450	829	25RB-Middle	Tilt Right	0mm	\	23.36	24.00	0.043	0.050	0.032	0.037	-0.13
0	Body														

ANT	RF Exposure Conditions	Frequency Band	Channel Number	Frequency (MHz)	Mode/RB	Test setup	Distance	Figure No./Note	EUT Measured Power (dBm)	Tune up (dBm)	Measured SAR 1g (W/kg)	Calculated SAR 1g (W/kg)	Measured SAR 10g (W/kg)	Calculated SAR 10g (W/kg)	Power Drift
1	Head	LTE B7	21350	2560	1RB-Middle	Cheek Left	0mm	FIG A.16	23.46	24.00	0.075	0.085	0.037	0.042	0.14
1	Head	LTE B7	21350	2560	1RB-Middle	Tilt Left	0mm	\	23.46	24.00	0.042	0.048	0.023	0.026	0.09
1	Head	LTE B7	21350	2560	1RB-Middle	Cheek Right	0mm	\	23.46	24.00	0.063	0.071	0.036	0.041	0.19
1	Head	LTE B7	21350	2560	1RB-Middle	Tilt Right	0mm	\	23.46	24.00	0.060	0.068	0.031	0.035	-0.17
1	Head	LTE B7	21350	2560	50RB-Middle	Cheek Left	0mm	\	22.69	23.00	0.074	0.079	0.037	0.040	0.14
1	Head	LTE B7	21350	2560	50RB-Middle	Tilt Left	0mm	\	22.69	23.00	0.041	0.044	0.022	0.024	0.14
1	Head	LTE B7	21350	2560	50RB-Middle	Cheek Right	0mm	\	22.69	23.00	0.062	0.067	0.035	0.038	-0.05
1	Head	LTE B7	21350	2560	50RB-Middle	Tilt Right	0mm	\	22.69	23.00	0.058	0.062	0.028	0.030	0.17
1	Body	LTE B7	20850	2510	1RB-Low	Front	10mm	\	19.84	20.50	0.040	0.047	0.023	0.027	-0.18
1	Body	LTE B7	20850	2510	1RB-Low	Rear	10mm	FIG A.17	19.84	20.50	0.145	0.169	0.076	0.088	-0.17
1	Body	LTE B7	20850	2510	1RB-Low	Left	10mm	\	19.84	20.50	0.013	0.015	0.010	0.012	0.16
1	Body	LTE B7	20850	2510	1RB-Low	Right	10mm	\	19.84	20.50	0.055	0.064	0.034	0.040	0.03
1	Body	LTE B7	20850	2510	1RB-Low	Bottom	10mm	\	19.84	20.50	0.096	0.112	0.052	0.061	0.17
1	Body	LTE B7	21350	2560	50RB-Middle	Front	10mm	\	19.90	20.50	0.045	0.052	0.027	0.031	0.13
1	Body	LTE B7	21350	2560	50RB-Middle	Rear	10mm	\	19.90	20.50	0.143	0.164	0.080	0.092	-0.12
1	Body	LTE B7	21350	2560	50RB-Middle	Left	10mm	\	19.90	20.50	0.012	0.014	0.009	0.010	-0.01
1	Body	LTE B7	21350	2560	50RB-Middle	Right	10mm	\	19.90	20.50	0.054	0.062	0.033	0.038	0.09
1	Body	LTE B7	21350	2560	50RB-Middle	Bottom	10mm	\	19.90	20.50	0.105	0.121	0.057	0.065	0.14
1	Body	LTE B7	21350	2560	1RB-High	Front	15mm	\	20.36	21.00	0.033	0.038	0.022	0.025	-0.16
1	Body	LTE B7	21350	2560	1RB-High	Rear	15mm	FIG A.18	20.36	21.00	0.113	0.131	0.061	0.071	0.19
1	Body	LTE B7	21350	2560	50RB-Middle	Front	15mm	\	20.58	21.00	0.034	0.037	0.022	0.024	0.12
1	Body	LTE B7	21350	2560	50RB-Middle	Rear	15mm	\	20.58	21.00	0.108	0.119	0.067	0.074	-0.05
5	Head	LTE B38	38150	2610	1RB-Low	Cheek Left	0mm	\	20.72	21	0.622	0.663	0.293	0.313	-0.09
5	Head	LTE B38	38000	2595	1RB-Low	Cheek Left	0mm	\	20.69	21	0.663	0.712	0.312	0.335	-0.07
5	Head	LTE B38	37850	2580	1RB-Low	Cheek Left	0mm	FIG A.19	20.68	21	0.743	0.800	0.352	0.379	-0.11
5	Head	LTE B38	38150	2610	1RB-Low	Tilt Left	0mm	\	20.72	21	0.385	0.411	0.176	0.188	0.14
5	Head	LTE B38	38150	2610	1RB-Low	Cheek Right	0mm	\	20.72	21	0.212	0.226	0.105	0.112	0.04
5	Head	LTE B38	38150	2610	1RB-Low	Tilt Right	0mm	\	20.72	21	0.264	0.282	0.119	0.127	0.12
5	Head	LTE B38	38000	2595	50RB-Low	Cheek Left	0mm	\	20.73	21	0.524	0.558	0.246	0.262	-0.17
5	Head	LTE B38	38000	2595	50RB-Low	Tilt Left	0mm	\	20.73	21	0.309	0.329	0.140	0.149	-0.16
5	Head	LTE B38	38000	2595	50RB-Low	Cheek Right	0mm	\	20.73	21	0.156	0.166	0.080	0.085	0.11
5	Head	LTE B38	38000	2595	50RB-Low	Tilt Right	0mm	\	20.73	21	0.210	0.223	0.094	0.100	0.11
5	Head	LTE B38	38150	2610	100RB	Cheek Left	0mm	\	20.69	21	0.539	0.579	0.251	0.270	0.03
5	Body	LTE B38	38000	2595	1RB-Middle	Front	10mm	\	20.18	20.5	0.133	0.143	0.072	0.078	-0.14
5	Body	LTE B38	38000	2595	1RB-Middle	Rear	10mm	\	20.18	20.5	0.163	0.175	0.085	0.091	-0.17
5	Body	LTE B38	38000	2595	1RB-Middle	Right	10mm	FIG A.20	20.18	20.5	0.170	0.183	0.083	0.089	0.16
5	Body	LTE B38	38000	2595	1RB-Middle	Top	10mm	\	20.18	20.5	0.138	0.149	0.069	0.074	-0.15
5	Body	LTE B38	38150	2610	50RB-Middle	Front	10mm	\	20.22	20.5	0.106	0.113	0.056	0.060	0.02
5	Body	LTE B38	38150	2610	50RB-Middle	Rear	10mm	\	20.22	20.5	0.128	0.137	0.067	0.071	0.19
5	Body	LTE B38	38150	2610	50RB-Middle	Right	10mm	\	20.22	20.5	0.136	0.145	0.067	0.071	0.02
5	Body	LTE B38	38150	2610	50RB-Middle	Top	10mm	\	20.22	20.5	0.104	0.111	0.052	0.055	-0.02
5	Body	LTE B38	38000	2595	1RB-Middle	Front	15mm	\	23.18	23.5	0.111	0.119	0.060	0.065	0.06
5	Body	LTE B38	38000	2595	1RB-Middle	Rear	15mm	FIG A.21	23.18	23.5	0.127	0.137	0.067	0.072	0.16
5	Body	LTE B38	37850	2580	50RB-Middle	Front	15mm	\	23.18	23.5	0.095	0.102	0.050	0.054	-0.02
5	Body	LTE B38	37850	2580	50RB-Middle	Rear	15mm	\	23.18	23.5	0.101	0.109	0.052	0.056	-0.09
5	Head	LTE B41 PC2	40620	2593	1RB-Low	Cheek Left	0mm	FIG A.22	22.06	22.8	0.421	0.499	0.197	0.234	-0.18
5	Head	LTE B41 PC2	40620	2593	1RB-Low	Tilt Left	0mm	\	22.06	22.8	0.303	0.359	0.136	0.161	-0.1
5	Head	LTE B41 PC2	40620	2593	1RB-Low	Cheek Right	0mm	\	22.06	22.8	0.150	0.178	0.076	0.090	0.03
5	Head	LTE B41 PC2	40620	2593	1RB-Low	Tilt Right	0mm	\	22.06	22.8	0.181	0.215	0.081	0.096	0.04
5	Head	LTE B41 PC2	40620	2593	50RB-Low	Cheek Left	0mm	\	22.13	22.8	0.424	0.495	0.199	0.232	0.11
5	Head	LTE B41 PC2	40620	2593	50RB-Low	Tilt Left	0mm	\	22.13	22.8	0.310	0.362	0.139	0.162	-0.19
5	Head	LTE B41 PC2	40620	2593	50RB-Low	Cheek Right	0mm	\	22.13	22.8	0.153	0.179	0.078	0.091	-0.01
5	Head	LTE B41 PC2	40620	2593	50RB-Low	Tilt Right	0mm	\	22.13	22.8	0.184	0.215	0.082	0.096	-0.07
5	Body	LTE B41 PC2	40620	2593	1RB-Low	Front	10mm	\	21.58	22.3	0.108	0.127	0.058	0.068	-0.1
5	Body	LTE B41 PC2	40620	2593	1RB-Low	Rear	10mm	FIG A.23	21.58	22.3	0.186	0.220	0.096	0.113	0.11
5	Body	LTE B41 PC2	40620	2593	1RB-Low	Right	10mm	\	21.58	22.3	0.148	0.175	0.071	0.084	0.14
5	Body	LTE B41 PC2	40620	2593	1RB-Low	Top	10mm	\	21.58	22.3	0.105	0.124	0.053	0.063	-0.08
5	Body	LTE B41 PC2	40620	2593	50RB-Low	Front	10mm	\	21.64	22.3	0.106	0.123	0.056	0.065	-0.11
5	Body	LTE B41 PC2	40620	2593	50RB-Low	Rear	10mm	\	21.64	22.3	0.181	0.211	0.094	0.109	-0.15
5	Body	LTE B41 PC2	40620	2593	50RB-Low	Right	10mm	\	21.64	22.3	0.146	0.170	0.069	0.080	0.03
5	Body	LTE B41 PC2	40620	2593	50RB-Low	Top	10mm	\	21.64	22.3	0.102	0.119	0.065	0.076	0.04
5	Body	LTE B41 PC2	40620	2593	1RB-Low	Front	15mm	\	25.02	25.8	0.136	0.163	0.074	0.089	0.12
5	Body	LTE B41 PC2	40620	2593	1RB-Low	Rear	15mm	FIG A.24	25.02	25.8	0.184	0.220	0.097	0.116	-0.1
5	Body	LTE B41 PC2	40620	2593	50RB-Low	Front	15mm	\	24.74	25.2	0.122	0.136	0.066	0.073	-0.13
5	Body	LTE B41 PC2	40620	2593	50RB-Low	Rear	15mm	\	24.74	25.2	0.171	0.190	0.090	0.100	-0.1
5	Head	LTE B41 PC3	40620	2593	1RB-Low	Cheek Left	0mm	FIG A.25	20.33	21.2	0.467	0.571	0.224	0.274	-0.1
5	Head	LTE B41 PC3	40620	2593	1RB-Low	Tilt Left	0mm	\	20.33	21.2	0.379	0.463	0.170	0.208	0.19
5	Head	LTE B41 PC3	40620	2593	1RB-Low	Cheek Right	0mm	\	20.33	21.2	0.204	0.249	0.101	0.123	0.12
5	Head	LTE B41 PC3	40620	2593	1RB-Low	Tilt Right	0mm	\	20.33	21.2	0.227	0.277	0.099	0.121	-0.13
5	Head	LTE B41 PC3	40620	2593	50RB-Low	Cheek Left	0mm	\	20.37	21.2	0.458	0.554	0.221	0.268	-0.18
5	Head	LTE B41 PC3	40620	2593	50RB-Low	Tilt Left	0mm	\	20.37	21.2	0.381	0.461	0.168	0.203	0.19
5	Head	LTE B41 PC3	40620	2593	50RB-Low	Cheek Right	0mm	\	20.37	21.2	0.202	0.245	0.096	0.116	0.03
5	Head	LTE B41 PC3	40620	2593	50RB-Low	Tilt Right	0mm	\	20.37	21.2	0.218	0.264	0.096	0.116	0.1
5	Body	LTE B41 PC3	40620	2593	1RB-Low	Front	10mm	\	19.8	20.7	0.095	0.117	0.051	0.063	-0.19
5	Body	LTE B41 PC3	40620	2593	1RB-Low	Rear	10mm	FIG A.26	19.8	20.7	0.148	0.182	0.077	0.095	0.18
5	Body	LTE B41 PC3	40620	2593	1RB-Low	Right	10mm	\	19.8	20.7	0.125	0.154	0.063	0.078	0.1
5	Body	LTE B41 PC3	40620	2593	1RB-Low	Top	10mm	\	19.8	20.7	0.100	0.123	0.051	0.063	0.16
5	Body	LTE B41 PC3	40620	2593	50RB-Low	Front	10mm	\	19.86	20.7	0.092	0.112	0.050	0.061	0.19
5	Body	LTE B41 PC3	40620	2593	50RB-Low	Rear	10mm	\	19.86	20.7	0.147	0.178	0.078	0.095	-0.12
5	Body	LTE B41 PC3	40620	2593	50RB-Low	Right	10mm	\	19.86	20.7	0.125	0.152	0.064	0.078	-0.01
5	Body	LTE B41 PC3	40620	2593	50RB-Low	Top	10mm	\	19.86	20.7	0.097	0.118	0.050	0.061	0.09
5	Body	LTE B41 PC3	40620	2593	1RB-Low	Front	15mm	\	23.34	24.2	0.121	0.147	0.066	0.080	-0.01
5	Body	LTE B41 PC3	40620	2593	1RB-Low	Rear	15mm	FIG A.27	23.34	24.2	0.209	0.255	0.112	0.137	0.18
5	Body	LTE B41 PC3	40620	2593	50RB-Low	Front	15mm	\	22.79	23.2	0.106	0.116	0.058	0.064	0.13
5	Body	LTE B41 PC3													



Ant	RF Exposure Conditions	Frequency Band	Channel Number	Frequency (MHz)	Mode/RB	Test setup	Distance	Figure No./Note	EUT Measured Power (dBm)	Tune up (dBm)	Measured SAR 1g (W/kg)	Calculated SAR 1g (W/kg)	Measured SAR 10g (W/kg)	Calculated SAR 10g (W/kg)	Power Drift
2	Head	GSM850	190	836.6	Voice	Cheek Left	0mm	\	32.13	33.50	0.420	0.576	0.306	0.419	0.13
2	Head	GSM850	190	836.6	Voice	Tilt Left	0mm	\	32.13	33.50	0.374	0.513	0.255	0.350	0.11
2	Head	GSM850	190	836.6	Voice	Cheek Right	0mm	\	32.13	33.50	0.409	0.561	0.282	0.387	-0.12
2	Head	GSM850	251	848.8	Voice	Tilt Right	0mm	FIG A.28	32.22	33.50	0.472	0.634	0.286	0.384	-0.07
2	Head	GSM850	190	836.6	Voice	Tilt Right	0mm	\	32.13	33.50	0.451	0.618	0.264	0.362	-0.19
2	Head	GSM850	128	824.2	Voice	Tilt Right	0mm	\	32.31	33.50	0.360	0.473	0.175	0.230	-0.13
2	Body	GSM850	190	836.6	GPRS(3TX)	Front	10mm	\	27.78	29.50	0.168	0.250	0.106	0.158	0.07
2	Body	GSM850	251	848.8	GPRS(3TX)	Rear	10mm	FIG A.29	27.85	29.50	0.226	0.330	0.144	0.211	0.15
2	Body	GSM850	190	836.6	GPRS(3TX)	Rear	10mm	\	27.78	29.50	0.186	0.276	0.122	0.181	-0.03
2	Body	GSM850	128	824.2	GPRS(3TX)	Rear	10mm	\	28.15	29.50	0.149	0.203	0.100	0.136	0.17
2	Body	GSM850	190	836.6	GPRS(3TX)	Left	10mm	\	27.78	29.50	0.060	0.089	0.035	0.052	-0.01
2	Body	GSM850	190	836.6	GPRS(3TX)	Top	10mm	\	27.78	29.50	0.105	0.156	0.059	0.088	0.06
2	Body	GSM850	251	848.8	EGPRS(3TX)	Rear	10mm	\	27.65	29.50	0.193	0.295	0.131	0.201	0.09
2	Body	GSM850	190	836.6	GPRS(3TX)	Front	15mm	\	27.78	29.50	0.105	0.156	0.073	0.108	-0.04
2	Body	GSM850	251	848.8	GPRS(3TX)	Rear	15mm	FIG A.30	27.85	29.50	0.181	0.265	0.124	0.181	-0.11
2	Body	GSM850	190	836.6	GPRS(3TX)	Rear	15mm	\	27.78	29.50	0.140	0.208	0.099	0.147	-0.16
2	Body	GSM850	128	824.2	GPRS(3TX)	Rear	15mm	\	28.15	29.50	0.110	0.150	0.077	0.105	0.15
2	Body	GSM850	251	848.8	EGPRS(3TX)	Rear	15mm	\	27.65	29.50	0.162	0.248	0.111	0.170	0.08
2	Head	GSM1900	512	1850.2	Voice	Cheek Left	0mm	\	23.53	24.50	0.409	0.511	0.187	0.234	0.02
2	Head	GSM1900	512	1850.2	Voice	Tilt Left	0mm	\	23.53	24.50	0.476	0.595	0.211	0.264	-0.06
2	Head	GSM1900	512	1850.2	Voice	Cheek Right	0mm	\	23.53	24.50	0.451	0.564	0.209	0.261	-0.19
2	Head	GSM1900	810	1909.8	Voice	Tilt Right	0mm	\	22.92	24.50	0.614	0.883	0.279	0.401	0.1
2	Head	GSM1900	661	1880	Voice	Tilt Right	0mm	FIG A.31	23.18	24.50	0.653	0.885	0.299	0.405	0.15
2	Head	GSM1900	512	1850.2	Voice	Tilt Right	0mm	\	23.53	24.50	0.569	0.711	0.259	0.324	0.09
2	Body	GSM1900	512	1850.2	GPRS(1TX)	Front	10mm	\	22.45	24.00	0.083	0.119	0.044	0.063	-0.08
2	Body	GSM1900	512	1850.2	GPRS(1TX)	Rear	10mm	\	22.45	24.00	0.192	0.274	0.100	0.143	0.1
2	Body	GSM1900	512	1850.2	GPRS(1TX)	Left	10mm	\	22.45	24.00	0.097	0.139	0.050	0.071	0.12
2	Body	GSM1900	810	1909.8	GPRS(1TX)	Top	10mm	FIG A.32	22.31	24.00	0.226	0.334	0.104	0.153	-0.12
2	Body	GSM1900	661	1880	GPRS(1TX)	Top	10mm	\	22.45	24.00	0.200	0.286	0.096	0.137	0.02
2	Body	GSM1900	512	1850.2	GPRS(1TX)	Top	10mm	\	22.73	24.00	0.173	0.232	0.086	0.115	0.02
2	Body	GSM1900	810	1909.8	EGPRS(1TX)	Top	10mm	\	22.30	24.00	0.208	0.308	0.091	0.135	0.05
2	Body	GSM1900	661	1880	GPRS(1TX)	Front	15mm	\	26.84	28.50	0.086	0.126	0.048	0.070	-0.07
2	Body	GSM1900	810	1909.8	GPRS(1TX)	Rear	15mm	\	27.23	28.50	0.136	0.182	0.073	0.098	-0.06
2	Body	GSM1900	661	1880	GPRS(1TX)	Rear	15mm	FIG A.33	26.84	28.50	0.158	0.232	0.062	0.091	0.16
2	Body	GSM1900	512	1850.2	GPRS(1TX)	Rear	15mm	\	27.30	28.50	0.150	0.198	0.057	0.075	-0.1
2	Body	GSM1900	661	1880	EGPRS(1TX)	Rear	15mm	\	26.85	28.50	0.139	0.203	0.051	0.075	-0.06
2	Head	WCDMA1900	9400	1880	RMC	Cheek Left	0mm	\	14.34	15.80	0.060	0.084	0.028	0.039	0.08
2	Head	WCDMA1900	9400	1880	RMC	Tilt Left	0mm	\	14.34	15.80	0.292	0.409	0.128	0.179	-0.14
2	Head	WCDMA1900	9538	1907.6	RMC	Cheek Right	0mm	\	14.02	15.80	0.360	0.542	0.162	0.244	-0.11
2	Head	WCDMA1900	9400	1880	RMC	Cheek Right	0mm	\	14.34	15.80	0.343	0.480	0.156	0.218	0.19
2	Head	WCDMA1900	9262	1852.4	RMC	Cheek Right	0mm	FIG A.34	14.43	15.80	0.422	0.579	0.193	0.265	-0.13
2	Head	WCDMA1900	9400	1880	RMC	Tilt Right	0mm	\	14.34	15.80	0.068	0.095	0.031	0.043	0.15
2	Body	WCDMA1900	9400	1880	RMC	Front	10mm	\	14.34	15.80	0.182	0.255	0.097	0.136	0.07
2	Body	WCDMA1900	9400	1880	RMC	Rear	10mm	\	14.34	15.80	0.234	0.328	0.119	0.167	-0.05
2	Body	WCDMA1900	9400	1880	RMC	Left	10mm	\	14.34	15.80	0.052	0.073	0.029	0.041	-0.13
2	Body	WCDMA1900	9538	1907.6	RMC	Top	10mm	\	14.02	15.80	0.330	0.497	0.153	0.231	-0.16
2	Body	WCDMA1900	9400	1880	RMC	Top	10mm	FIG A.35	14.34	15.80	0.371	0.519	0.176	0.246	0.12
2	Body	WCDMA1900	9262	1852.4	RMC	Top	10mm	\	14.43	15.80	0.356	0.488	0.171	0.234	0.09
2	Body	WCDMA1900	9400	1880	RMC	Front	15mm	\	18.41	19.80	0.195	0.269	0.107	0.147	-0.16
2	Body	WCDMA1900	9538	1907.6	RMC	Rear	15mm	\	18.15	19.80	0.239	0.349	0.129	0.189	-0.15
2	Body	WCDMA1900	9400	1880	RMC	Rear	15mm	FIG A.36	18.41	19.80	0.276	0.380	0.149	0.205	-0.02
2	Body	WCDMA1900	9262	1852.4	RMC	Rear	15mm	\	18.64	19.80	0.273	0.357	0.147	0.192	0.11
2	Head	WCDMA850	4233	846.6	RMC	Cheek Left	0mm	FIG A.37	21.28	22.50	0.334	0.442	0.229	0.303	0.01
2	Head	WCDMA850	4183	836.6	RMC	Cheek Left	0mm	\	21.34	22.50	0.293	0.383	0.201	0.263	-0.01
2	Head	WCDMA850	4132	826.4	RMC	Cheek Left	0mm	\	21.30	22.50	0.237	0.312	0.164	0.216	0.04
2	Head	WCDMA850	4183	836.6	RMC	Tilt Left	0mm	\	21.34	22.50	0.245	0.320	0.161	0.210	0.15
2	Head	WCDMA850	4183	836.6	RMC	Cheek Right	0mm	\	21.34	22.50	0.260	0.340	0.169	0.221	0.01
2	Head	WCDMA850	4183	836.6	RMC	Tilt Right	0mm	\	21.34	22.50	0.290	0.379	0.166	0.217	-0.1
2	Body	WCDMA850	4183	836.6	RMC	Front	10mm	\	20.57	22.00	0.082	0.114	0.051	0.071	0.13
2	Body	WCDMA850	4233	846.6	RMC	Rear	10mm	FIG A.38	20.42	22.00	0.140	0.201	0.087	0.125	0.1
2	Body	WCDMA850	4183	836.6	RMC	Rear	10mm	\	20.57	22.00	0.120	0.167	0.074	0.103	0.08
2	Body	WCDMA850	4132	826.4	RMC	Rear	10mm	\	20.58	22.00	0.092	0.128	0.057	0.079	0.15
2	Body	WCDMA850	4183	836.6	RMC	Left	10mm	\	20.57	22.00	0.040	0.056	0.025	0.035	-0.19
2	Body	WCDMA850	4183	836.6	RMC	Top	10mm	\	20.57	22.00	0.054	0.075	0.033	0.046	-0.13
2	Body	WCDMA850	4183	836.6	RMC	Front	15mm	\	23.51	25.00	0.119	0.168	0.080	0.113	0.11
2	Body	WCDMA850	4233	846.6	RMC	Rear	15mm	\	23.46	25.00	0.145	0.207	0.096	0.137	0.19
2	Body	WCDMA850	4183	836.6	RMC	Rear	15mm	FIG A.39	23.51	25.00	0.149	0.210	0.104	0.147	0.04
2	Body	WCDMA850	4132	826.4	RMC	Rear	15mm	\	23.58	25.00	0.127	0.176	0.088	0.122	0.05
2	Head	LTE B5	20525	836.5	1RB-Low	Cheek Left	0mm	FIG A.40	21.63	22.50	0.242	0.296	0.166	0.203	-0.01
2	Head	LTE B5	20525	836.5	1RB-Low	Tilt Left	0mm	\	21.63	22.50	0.213	0.260	0.140	0.171	0.14
2	Head	LTE B5	20525	836.5	1RB-Low	Cheek Right	0mm	\	21.63	22.50	0.207	0.253	0.137	0.167	-0.05
2	Head	LTE B5	20525	836.5	1RB-Low	Tilt Right	0mm	\	21.63	22.50	0.218	0.266	0.128	0.156	-0.04
2	Head	LTE B5	20525	836.5	25RB-Low	Cheek Left	0mm	\	21.73	22.50	0.207	0.247	0.142	0.170	-0.09
2	Head	LTE B5	20525	836.5	25RB-Low	Tilt Left	0mm	\	21.73	22.50	0.170	0.203	0.112	0.134	0.09
2	Head	LTE B5	20525	836.5	25RB-Low	Cheek Right	0mm	\	21.73	22.50	0.176	0.210	0.117	0.140	0.17
2	Head	LTE B5	20525	836.5	25RB-Low	Tilt Right	0mm	\	21.73	22.50	0.187	0.223	0.110	0.131	-0.04
2	Body	LTE B5	20525	836.5	1RB-Low	Front	10mm	\	21.63	22.50	0.067	0.082	0.044	0.054	0.1
2	Body	LTE B5	20525	836.5	1RB-Low	Rear	10mm	FIG A.41	21.63	22.50	0.120	0.147	0.079	0.097	0.13
2	Body	LTE B5	20525	836.5	1RB-Low	Left	10mm	\	21.63	22.50	0.039	0.048	0.024	0.029	0.04
2	Body	LTE B5	20525	836.5	1RB-Low	Top	10mm	\	21.63	22.50	0.090	0.110	0.057	0.070	-0.12
2	Body	LTE B5	20525	836.5	25RB-Low	Front	10mm	\	21.73	22.50	0.072	0.086	0.048	0.057	0.12
2	Body	LTE B5	20525	836.5	25RB-Low	Rear	10mm	\	21.73	22.50	0.116	0.139	0.078	0.093	-0.01
2	Body	LTE B5	20525	836.5	25RB-Low	Left	10mm	\	21.73	22.50	0.042	0.050	0.027	0.032	0.03
2	Body	LTE B5	20525	836.5	25RB-Low	Top	10mm	\	21.73	22.50	0.096	0.115	0.060	0.072	-0.19
2	Body	LTE B5	20525	836.5	1RB-Low	Front	15mm	\	24.05	25.00	0.				



ANT	RF Exposure Conditions	Frequency Band	Channel Number	Frequency (MHz)	Mode/RB	Test setup	Distance	Figure No./Note	EUT Measured Power (dBm)	Tune up (dBm)	Measured SAR 1g (W/kg)	Calculated SAR 1g (W/kg)	Measured SAR 10g (W/kg)	Calculated SAR 10g (W/kg)	Power Drift
2	Head	LTE B7	21100	2535	1RB-Low	Cheek Left	0mm	\	18.43	19.00	0.215	0.245	0.101	0.115	-0.17
2	Head	LTE B7	21100	2535	1RB-Low	Tilt Left	0mm	\	18.43	19.00	0.198	0.226	0.091	0.104	-0.14
2	Head	LTE B7	21100	2535	1RB-Low	Cheek Right	0mm	\	18.43	19.00	0.433	0.494	0.205	0.234	-0.01
2	Head	LTE B7	21100	2535	1RB-Low	Tilt Right	0mm	\	18.43	19.00	0.398	0.454	0.177	0.202	0.18
2	Head	LTE B7	21100	2535	50RB-Low	Cheek Left	0mm	\	18.51	19.00	0.226	0.253	0.106	0.119	-0.04
2	Head	LTE B7	21100	2535	50RB-Low	Tilt Left	0mm	\	18.51	19.00	0.208	0.233	0.096	0.107	-0.12
2	Head	LTE B7	21100	2535	50RB-Low	Cheek Right	0mm	FIG A.43	18.51	19.00	0.451	0.505	0.213	0.238	0.15
2	Head	LTE B7	21100	2535	50RB-Low	Tilt Right	0mm	\	18.51	19.00	0.409	0.458	0.182	0.204	-0.11
2	Body	LTE B7	21100	2535	1RB-Low	Front	10mm	\	17.84	18.50	0.121	0.141	0.066	0.077	-0.07
2	Body	LTE B7	21100	2535	1RB-Low	Rear	10mm	\	17.84	18.50	0.256	0.298	0.131	0.153	0.04
2	Body	LTE B7	21100	2535	1RB-Low	Left	10mm	\	17.84	18.50	0.138	0.161	0.068	0.079	-0.12
2	Body	LTE B7	21100	2535	1RB-Low	Top	10mm	\	17.84	18.50	0.098	0.114	0.048	0.056	-0.02
2	Body	LTE B7	21100	2535	50RB-Low	Front	10mm	\	17.98	18.50	0.129	0.145	0.068	0.077	0.04
2	Body	LTE B7	21100	2535	50RB-Low	Rear	10mm	FIG A.44	17.98	18.50	0.266	0.300	0.135	0.152	0.18
2	Body	LTE B7	21100	2535	50RB-Low	Left	10mm	\	17.98	18.50	0.144	0.162	0.070	0.079	-0.15
2	Body	LTE B7	21100	2535	50RB-Low	Top	10mm	\	17.98	18.50	0.106	0.119	0.051	0.057	-0.14
2	Body	LTE B7	21100	2535	1RB-Middle	Front	15mm	\	18.79	19.50	0.070	0.082	0.039	0.046	0.11
2	Body	LTE B7	21100	2535	1RB-Middle	Rear	15mm	FIG A.45	18.79	19.50	0.200	0.236	0.103	0.121	-0.04
2	Body	LTE B7	21100	2535	50RB-High	Front	15mm	\	19.03	19.50	0.072	0.080	0.040	0.045	-0.11
2	Body	LTE B7	21100	2535	50RB-High	Rear	15mm	\	19.03	19.50	0.201	0.224	0.103	0.115	0.12
3	Head	LTE B38	38000	2595	1RB-Low	Cheek Left	0mm	\	22.99	23.50	0.228	0.256	0.126	0.142	-0.15
3	Head	LTE B38	38000	2595	1RB-Low	Tilt Left	0mm	\	22.99	23.50	0.062	0.070	0.035	0.039	0.17
3	Head	LTE B38	38000	2595	1RB-Low	Cheek Right	0mm	FIG A.46	22.99	23.50	0.433	0.487	0.203	0.228	0.13
3	Head	LTE B38	38000	2595	1RB-Low	Tilt Right	0mm	\	22.99	23.50	0.075	0.084	0.039	0.044	0.09
3	Head	LTE B38	37850	2580	50RB-Low	Cheek Left	0mm	\	22.96	23.50	0.184	0.208	0.100	0.113	0.04
3	Head	LTE B38	37850	2580	50RB-Low	Tilt Left	0mm	\	22.96	23.50	0.053	0.060	0.029	0.033	0.03
3	Head	LTE B38	37850	2580	50RB-Low	Cheek Right	0mm	\	22.96	23.50	0.348	0.394	0.163	0.185	-0.17
3	Head	LTE B38	37850	2580	50RB-Low	Tilt Right	0mm	\	22.96	23.50	0.103	0.117	0.054	0.061	0.15
3	Body	LTE B38	38000	2595	1RB-Low	Front	10mm	\	21.98	22.50	0.199	0.224	0.095	0.107	-0.12
3	Body	LTE B38	38000	2595	1RB-Low	Rear	10mm	FIG A.47	21.98	22.50	0.350	0.395	0.168	0.189	0.13
3	Body	LTE B38	38000	2595	1RB-Low	Left	10mm	\	21.98	22.50	0.300	0.338	0.125	0.141	-0.02
3	Body	LTE B38	37850	2580	50RB-Low	Front	10mm	\	22.01	22.50	0.158	0.177	0.075	0.084	0.05
3	Body	LTE B38	37850	2580	50RB-Low	Rear	10mm	\	22.01	22.50	0.288	0.322	0.138	0.154	-0.12
3	Body	LTE B38	37850	2580	50RB-Low	Left	10mm	\	22.01	22.50	0.241	0.270	0.099	0.111	-0.14
3	Body	LTE B38	38000	2595	1RB-Low	Front	15mm	\	22.42	23.00	0.097	0.111	0.051	0.058	-0.16
3	Body	LTE B38	38000	2595	1RB-Low	Rear	15mm	FIG A.48	22.42	23.00	0.155	0.177	0.079	0.090	0.11
3	Body	LTE B38	37850	2580	50RB-Middle	Front	15mm	\	22.41	23.00	0.079	0.090	0.042	0.048	0.13
3	Body	LTE B38	37850	2580	50RB-Middle	Rear	15mm	\	22.41	23.00	0.129	0.148	0.065	0.074	0.13
3	Head	LTE B41 PC2	40620	2593	1RB-Low	Cheek Left	0mm	\	23.88	24.30	0.240	0.264	0.129	0.142	0.15
3	Head	LTE B41 PC2	40620	2593	1RB-Low	Tilt Left	0mm	\	23.88	24.30	0.076	0.084	0.040	0.044	-0.17
3	Head	LTE B41 PC2	40620	2593	1RB-Low	Cheek Right	0mm	\	23.88	24.30	0.431	0.475	0.201	0.221	-0.05
3	Head	LTE B41 PC2	40620	2593	1RB-Low	Tilt Right	0mm	\	23.88	24.30	0.147	0.162	0.074	0.082	-0.08
3	Head	LTE B41 PC2	40620	2593	50RB-Low	Cheek Left	0mm	\	23.95	24.30	0.240	0.260	0.130	0.141	0.18
3	Head	LTE B41 PC2	40620	2593	50RB-Low	Tilt Left	0mm	\	23.95	24.30	0.082	0.089	0.044	0.048	-0.15
3	Head	LTE B41 PC2	40620	2593	50RB-Low	Cheek Right	0mm	FIG A.49	23.95	24.30	0.451	0.489	0.209	0.227	0.11
3	Head	LTE B41 PC2	40620	2593	50RB-Low	Tilt Right	0mm	\	23.95	24.30	0.155	0.168	0.077	0.083	-0.03
3	Body	LTE B41 PC2	40620	2593	1RB-Low	Front	10mm	\	23.37	23.80	0.238	0.263	0.120	0.132	-0.18
3	Body	LTE B41 PC2	40620	2593	1RB-Low	Rear	10mm	\	23.37	23.80	0.300	0.331	0.145	0.160	0.11
3	Body	LTE B41 PC2	40620	2593	1RB-Low	Left	10mm	\	23.37	23.80	0.282	0.311	0.128	0.141	-0.13
3	Body	LTE B41 PC2	40620	2593	50RB-Low	Front	10mm	\	23.47	23.80	0.242	0.261	0.121	0.131	-0.02
3	Body	LTE B41 PC2	40620	2593	50RB-Low	Rear	10mm	FIG A.50	23.47	23.80	0.307	0.331	0.148	0.160	0.16
3	Body	LTE B41 PC2	40620	2593	50RB-Low	Left	10mm	\	23.47	23.80	0.296	0.319	0.135	0.146	0.06
3	Body	LTE B41 PC2	40620	2593	1RB-Low	Front	15mm	\	24.93	25.30	0.105	0.114	0.054	0.059	-0.03
3	Body	LTE B41 PC2	40620	2593	1RB-Low	Rear	15mm	FIG A.51	24.93	25.30	0.188	0.205	0.096	0.105	0.17
3	Body	LTE B41 PC2	41490	2680	50RB-Middle	Front	15mm	\	24.60	25.30	0.101	0.119	0.052	0.061	0.18
3	Body	LTE B41 PC2	41490	2680	50RB-Middle	Rear	15mm	\	24.60	25.30	0.174	0.204	0.086	0.101	0.03
3	Head	LTE B41 PC3	40620	2593	1RB-Low	Cheek Left	0mm	\	22.21	22.70	0.231	0.259	0.127	0.142	-0.01
3	Head	LTE B41 PC3	40620	2593	1RB-Low	Tilt Left	0mm	\	22.21	22.70	0.076	0.085	0.042	0.047	0.19
3	Head	LTE B41 PC3	40620	2593	1RB-Low	Cheek Right	0mm	FIG A.52	22.21	22.70	0.417	0.467	0.197	0.221	0.16
3	Head	LTE B41 PC3	40620	2593	1RB-Low	Tilt Right	0mm	\	22.21	22.70	0.131	0.147	0.068	0.076	0.08
3	Head	LTE B41 PC3	40620	2593	50RB-Low	Cheek Left	0mm	\	22.20	22.70	0.235	0.264	0.129	0.145	-0.12
3	Head	LTE B41 PC3	40620	2593	50RB-Low	Tilt Left	0mm	\	22.20	22.70	0.066	0.074	0.036	0.040	0.16
3	Head	LTE B41 PC3	40620	2593	50RB-Low	Cheek Right	0mm	\	22.20	22.70	0.416	0.467	0.197	0.221	0.03
3	Head	LTE B41 PC3	40620	2593	50RB-Low	Tilt Right	0mm	\	22.20	22.70	0.144	0.162	0.075	0.084	-0.06
3	Body	LTE B41 PC3	40620	2593	1RB-Low	Front	10mm	\	21.75	22.20	0.147	0.163	0.074	0.082	0.16
3	Body	LTE B41 PC3	40620	2593	1RB-Low	Rear	10mm	\	21.75	22.20	0.276	0.306	0.134	0.149	0.02
3	Body	LTE B41 PC3	40620	2593	1RB-Low	Left	10mm	\	21.75	22.20	0.153	0.170	0.078	0.087	-0.03
3	Body	LTE B41 PC3	40620	2593	50RB-Low	Front	10mm	\	21.74	22.20	0.152	0.169	0.077	0.086	0.1
3	Body	LTE B41 PC3	40620	2593	50RB-Low	Rear	10mm	FIG A.53	21.74	22.20	0.287	0.319	0.142	0.158	0.18
3	Body	LTE B41 PC3	40620	2593	50RB-Low	Left	10mm	\	21.74	22.20	0.157	0.175	0.074	0.082	-0.09
3	Body	LTE B41 PC3	40620	2593	1RB-Low	Front	15mm	\	23.19	23.70	0.158	0.178	0.082	0.092	-0.08
3	Body	LTE B41 PC3	40620	2593	1RB-Low	Rear	15mm	FIG A.54	23.19	23.70	0.181	0.204	0.098	0.110	0.09
3	Body	LTE B41 PC3	40620	2593	50RB-Low	Front	15mm	\	22.64	23.20	0.122	0.139	0.067	0.076	0.16
3	Body	LTE B41 PC3	40620	2593	50RB-Low	Rear	15mm	\	22.64	23.20	0.169	0.192	0.090	0.102	0.17

ANT	RF Exposure Conditions	Frequency Band	Channel Number	Frequency (MHz)	Mode/RB	Test setup	Distance	Figure No./Note	EUT Measured Power (dBm)	Tune up (dBm)	Measured SAR 1g (W/kg)	Calculate d SAR 1g (W/kg)	Measured SAR 10g (W/kg)	Calculate d SAR 10g (W/kg)	Power Drift
1	Head	LTE B38	38150	2610	1RB-High	Cheek Left	0mm	\	21.72	22.00	<0.01	<0.01	<0.01	<0.01	/
1	Head	LTE B38	38150	2610	1RB-High	Tilt Left	0mm	\	21.72	22.00	<0.01	<0.01	<0.01	<0.01	/
1	Head	LTE B38	38150	2610	1RB-High	Cheek Right	0mm	FIG A.55	21.72	22.00	0.009	0.010	0.003	0.003	0.03
1	Head	LTE B38	38150	2610	1RB-High	Tilt Right	0mm	\	21.72	22.00	<0.01	<0.01	<0.01	<0.01	/
1	Head	LTE B38	38150	2610	50RB-Middle	Cheek Left	0mm	\	21.73	22.00	<0.01	<0.01	<0.01	<0.01	/
1	Head	LTE B38	38150	2610	50RB-Middle	Tilt Left	0mm	\	21.73	22.00	<0.01	<0.01	<0.01	<0.01	/
1	Head	LTE B38	38150	2610	50RB-Middle	Cheek Right	0mm	\	21.73	22.00	<0.01	<0.01	<0.01	<0.01	/
1	Head	LTE B38	38150	2610	50RB-Middle	Tilt Right	0mm	\	21.73	22.00	<0.01	<0.01	<0.01	<0.01	/
1	Body	LTE B38	38150	2610	1RB-Middle	Front	10mm	\	20.67	21.00	0.155	0.167	0.074	0.080	0.01
1	Body	LTE B38	38150	2610	1RB-Middle	Rear	10mm	FIG A.56	20.67	21.00	0.397	0.428	0.176	0.190	0.12
1	Body	LTE B38	38150	2610	1RB-Middle	Left	10mm	\	20.67	21.00	0.077	0.083	0.043	0.046	-0.02
1	Body	LTE B38	38150	2610	1RB-Middle	Right	10mm	\	20.67	21.00	0.218	0.235	0.102	0.110	0.14
1	Body	LTE B38	38150	2610	1RB-Middle	Bottom	10mm	\	20.67	21.00	0.218	0.235	0.099	0.107	-0.18
1	Body	LTE B38	38150	2610	50RB-Middle	Front	10mm	\	20.71	21.00	0.149	0.159	0.070	0.075	0.15
1	Body	LTE B38	38150	2610	50RB-Middle	Rear	10mm	\	20.71	21.00	0.383	0.409	0.170	0.182	-0.05
1	Body	LTE B38	38150	2610	50RB-Middle	Left	10mm	\	20.71	21.00	0.071	0.076	0.036	0.038	0.12
1	Body	LTE B38	38150	2610	50RB-Middle	Right	10mm	\	20.71	21.00	0.202	0.216	0.095	0.102	0.15
1	Body	LTE B38	38150	2610	50RB-Middle	Bottom	10mm	\	20.71	21.00	0.218	0.233	0.099	0.106	-0.19
1	Body	LTE B38	38150	2610	1RB-High	Front	15mm	\	21.72	22.00	0.097	0.103	0.050	0.053	0.09
1	Body	LTE B38	38150	2610	1RB-High	Rear	15mm	FIG A.57	21.72	22.00	0.191	0.204	0.093	0.099	0.19
1	Body	LTE B38	38150	2610	50RB-Middle	Front	15mm	\	21.73	22.00	0.079	0.084	0.041	0.044	-0.15
1	Body	LTE B38	38150	2610	50RB-Middle	Rear	15mm	\	21.73	22.00	0.158	0.168	0.075	0.080	-0.13
1	Head	LTE B41 PC2	40185	2549.5	1RB-Low	Cheek Left	0mm	\	23.27	24.20	<0.01	<0.01	<0.01	<0.01	/
1	Head	LTE B41 PC2	40185	2549.5	1RB-Low	Tilt Left	0mm	\	23.27	24.20	<0.01	<0.01	<0.01	<0.01	/
1	Head	LTE B41 PC2	40185	2549.5	1RB-Low	Cheek Right	0mm	FIG A.58	23.27	24.20	0.043	0.053	0.016	0.020	0.1
1	Head	LTE B41 PC2	40185	2549.5	1RB-Low	Tilt Right	0mm	\	23.27	24.20	<0.01	<0.01	<0.01	<0.01	/
1	Head	LTE B41 PC2	40620	2593	50RB-Low	Cheek Left	0mm	\	22.44	23.20	<0.01	<0.01	<0.01	<0.01	/
1	Head	LTE B41 PC2	40620	2593	50RB-Low	Tilt Left	0mm	\	22.44	23.20	<0.01	<0.01	<0.01	<0.01	/
1	Head	LTE B41 PC2	40620	2593	50RB-Low	Cheek Right	0mm	\	22.44	23.20	<0.01	<0.01	<0.01	<0.01	/
1	Head	LTE B41 PC2	40620	2593	50RB-Low	Tilt Right	0mm	\	22.44	23.20	<0.01	<0.01	<0.01	<0.01	/
1	Body	LTE B41 PC2	40185	2549.5	1RB-Low	Front	10mm	\	23.30	23.80	0.217	0.243	0.117	0.131	0.19
1	Body	LTE B41 PC2	40185	2549.5	1RB-Low	Rear	10mm	FIG A.59	23.30	23.80	0.512	0.574	0.232	0.260	-0.11
1	Body	LTE B41 PC2	40185	2549.5	1RB-Low	Left	10mm	\	23.30	23.80	0.071	0.080	0.025	0.028	-0.17
1	Body	LTE B41 PC2	40185	2549.5	1RB-Low	Right	10mm	\	23.30	23.80	0.236	0.265	0.125	0.140	0.05
1	Body	LTE B41 PC2	40185	2549.5	1RB-Low	Bottom	10mm	\	23.30	23.80	0.122	0.137	0.061	0.068	0.01
1	Body	LTE B41 PC2	40185	2549.5	50RB-Low	Front	10mm	\	22.54	23.20	0.225	0.262	0.120	0.140	-0.08
1	Body	LTE B41 PC2	40185	2549.5	50RB-Low	Rear	10mm	\	22.54	23.20	0.483	0.562	0.222	0.258	0.01
1	Body	LTE B41 PC2	40185	2549.5	50RB-Low	Left	10mm	\	22.54	23.20	0.079	0.092	0.022	0.026	-0.01
1	Body	LTE B41 PC2	40185	2549.5	50RB-Low	Right	10mm	\	22.54	23.20	0.236	0.275	0.126	0.147	-0.19
1	Body	LTE B41 PC2	40185	2549.5	50RB-Low	Bottom	10mm	\	22.54	23.20	0.120	0.140	0.061	0.071	0.14
1	Body	LTE B41 PC2	40185	2549.5	1RB-Low	Front	15mm	\	23.27	24.20	0.141	0.175	0.076	0.094	-0.01
1	Body	LTE B41 PC2	40185	2549.5	1RB-Low	Rear	15mm	FIG A.60	23.27	24.20	0.261	0.323	0.125	0.155	-0.04
1	Body	LTE B41 PC2	40620	2593	50RB-Low	Front	15mm	\	22.44	23.20	0.146	0.174	0.079	0.094	0.17
1	Body	LTE B41 PC2	40620	2593	50RB-Low	Rear	15mm	\	22.44	23.20	0.258	0.307	0.131	0.156	-0.03
1	Head	LTE B41 PC3	40185	2549.5	1RB-Low	Cheek Left	0mm	\	21.39	22.20	<0.01	<0.01	<0.01	<0.01	/
1	Head	LTE B41 PC3	40185	2549.5	1RB-Low	Tilt Left	0mm	\	21.39	22.20	<0.01	<0.01	<0.01	<0.01	/
1	Head	LTE B41 PC3	40185	2549.5	1RB-Low	Cheek Right	0mm	FIG A.61	21.39	22.20	0.032	0.039	0.010	0.012	0.01
1	Head	LTE B41 PC3	40185	2549.5	1RB-Low	Tilt Right	0mm	\	21.39	22.20	<0.01	<0.01	<0.01	<0.01	/
1	Head	LTE B41 PC3	40185	2549.5	50RB-Low	Cheek Left	0mm	\	20.43	21.20	<0.01	<0.01	<0.01	<0.01	/
1	Head	LTE B41 PC3	40185	2549.5	50RB-Low	Tilt Left	0mm	\	20.43	21.20	<0.01	<0.01	<0.01	<0.01	/
1	Head	LTE B41 PC3	40185	2549.5	50RB-Low	Cheek Right	0mm	\	20.43	21.20	<0.01	<0.01	<0.01	<0.01	/
1	Head	LTE B41 PC3	40185	2549.5	50RB-Low	Tilt Right	0mm	\	20.43	21.20	<0.01	<0.01	<0.01	<0.01	/
1	Body	LTE B41 PC3	40185	2549.5	1RB-Low	Front	10mm	\	21.39	22.20	0.245	0.295	0.125	0.151	0.11
1	Body	LTE B41 PC3	40185	2549.5	1RB-Low	Rear	10mm	FIG A.62	21.39	22.20	0.511	0.616	0.233	0.281	-0.05
1	Body	LTE B41 PC3	40185	2549.5	1RB-Low	Left	10mm	\	21.39	22.20	0.109	0.131	0.032	0.039	0.12
1	Body	LTE B41 PC3	40185	2549.5	1RB-Low	Right	10mm	\	21.39	22.20	0.335	0.404	0.170	0.205	0.08
1	Body	LTE B41 PC3	40185	2549.5	1RB-Low	Bottom	10mm	\	21.39	22.20	0.333	0.401	0.157	0.189	0.08
1	Body	LTE B41 PC3	40185	2549.5	50RB-Low	Front	10mm	\	20.43	21.20	0.255	0.304	0.131	0.156	0.13
1	Body	LTE B41 PC3	40185	2549.5	50RB-Low	Rear	10mm	\	20.43	21.20	0.501	0.598	0.244	0.291	-0.17
1	Body	LTE B41 PC3	40185	2549.5	50RB-Low	Left	10mm	\	20.43	21.20	0.105	0.125	0.032	0.038	-0.05
1	Body	LTE B41 PC3	40185	2549.5	50RB-Low	Right	10mm	\	20.43	21.20	0.350	0.418	0.180	0.215	-0.07
1	Body	LTE B41 PC3	40185	2549.5	50RB-Low	Bottom	10mm	\	20.43	21.20	0.356	0.425	0.167	0.199	0.17
1	Body	LTE B41 PC3	40185	2549.5	1RB-Low	Front	15mm	\	21.39	22.20	0.123	0.148	0.063	0.076	-0.09
1	Body	LTE B41 PC3	40185	2549.5	1RB-Low	Rear	15mm	FIG A.63	21.39	22.20	0.231	0.278	0.111	0.134	-0.04
1	Body	LTE B41 PC3	40185	2549.5	50RB-Low	Front	15mm	\	20.43	21.20	0.120	0.143	0.062	0.074	0.13
1	Body	LTE B41 PC3	40185	2549.5	50RB-Low	Rear	15mm	\	20.43	21.20	0.226	0.270	0.110	0.131	-0.18

ANT	RF Exposure Conditions	Frequency Band	Channel Number	Frequency (MHz)	Mode/RB	Test setup	Distance	Figure No./Note	EUT Measured Power (dBm)	Tune up (dBm)	Measured SAR 1g (W/kg)	Calculated SAR 1g (W/kg)	Measured SAR 10g (W/kg)	Calculated SAR 10g (W/kg)	Power Drift
2	Head	LTE B38	37850	2580	1RB-Low	Cheek Left	0mm	\	18.03	18.60	0.108	0.123	0.054	0.062	-0.13
2	Head	LTE B38	37850	2580	1RB-Low	Tilt Left	0mm	\	18.03	18.60	0.104	0.119	0.049	0.056	0.03
2	Head	LTE B38	37850	2580	1RB-Low	Cheek Right	0mm	\	18.03	18.60	0.211	0.241	0.101	0.115	0.13
2	Head	LTE B38	37850	2580	1RB-Low	Tilt Right	0mm	\	18.03	18.60	0.153	0.174	0.072	0.082	-0.04
2	Head	LTE B38	37850	2580	50RB-Low	Cheek Left	0mm	\	18.06	18.60	0.128	0.145	0.064	0.072	-0.02
2	Head	LTE B38	37850	2580	50RB-Low	Tilt Left	0mm	\	18.06	18.60	0.120	0.136	0.055	0.062	0.02
2	Head	LTE B38	37850	2580	50RB-Low	Cheek Right	0mm	FIG A.64	18.06	18.60	0.222	0.251	0.105	0.119	0.17
2	Head	LTE B38	37850	2580	50RB-Low	Tilt Right	0mm	\	18.06	18.60	0.162	0.183	0.076	0.086	0.06
2	Body	LTE B38	37850	2580	1RB-Low	Front	10mm	\	17.51	18.10	0.090	0.103	0.047	0.054	0.1
2	Body	LTE B38	37850	2580	1RB-Low	Rear	10mm	\	17.51	18.10	0.204	0.234	0.101	0.116	-0.19
2	Body	LTE B38	37850	2580	1RB-Low	Left	10mm	\	17.51	18.10	0.186	0.213	0.089	0.102	-0.02
2	Body	LTE B38	37850	2580	1RB-Low	Top	10mm	\	17.51	18.10	0.085	0.097	0.038	0.044	0.04
2	Body	LTE B38	37850	2580	50RB-Low	Front	10mm	\	17.58	18.10	0.094	0.106	0.048	0.054	-0.03
2	Body	LTE B38	37850	2580	50RB-Low	Rear	10mm	FIG A.65	17.58	18.10	0.217	0.245	0.107	0.121	0.11
2	Body	LTE B38	37850	2580	50RB-Low	Left	10mm	\	17.58	18.10	0.181	0.204	0.069	0.078	-0.14
2	Body	LTE B38	37850	2580	50RB-Low	Top	10mm	\	17.58	18.10	0.083	0.094	0.038	0.043	0.15
2	Body	LTE B38	37850	2580	1RB-Low	Front	15mm	\	18.51	19.10	0.064	0.073	0.035	0.040	0.06
2	Body	LTE B38	37850	2580	1RB-Low	Rear	15mm	\	18.51	19.10	0.114	0.131	0.060	0.069	0.12
2	Body	LTE B38	37850	2580	50RB-Low	Front	15mm	\	18.55	19.10	0.068	0.077	0.036	0.041	-0.02
2	Body	LTE B38	37850	2580	50RB-Low	Rear	15mm	FIG A.66	18.55	19.10	0.121	0.137	0.062	0.070	-0.18
2	Head	LTE B41 PC2	39750	2506	1RB-Low	Cheek Left	0mm	\	19.23	19.90	0.048	0.056	0.023	0.027	-0.12
2	Head	LTE B41 PC2	39750	2506	1RB-Low	Tilt Left	0mm	\	19.23	19.90	0.049	0.057	0.023	0.027	0.18
2	Head	LTE B41 PC2	39750	2506	1RB-Low	Cheek Right	0mm	\	19.23	19.90	0.118	0.138	0.054	0.063	-0.19
2	Head	LTE B41 PC2	39750	2506	1RB-Low	Tilt Right	0mm	\	19.23	19.90	0.086	0.100	0.036	0.042	-0.07
2	Head	LTE B41 PC2	39750	2506	50RB-Low	Cheek Left	0mm	\	19.41	19.90	0.053	0.059	0.025	0.028	0.04
2	Head	LTE B41 PC2	39750	2506	50RB-Low	Tilt Left	0mm	\	19.41	19.90	0.053	0.059	0.025	0.028	0.17
2	Head	LTE B41 PC2	39750	2506	50RB-Low	Cheek Right	0mm	FIG A.67	19.41	19.90	0.124	0.139	0.060	0.067	0.05
2	Head	LTE B41 PC2	39750	2506	50RB-Low	Tilt Right	0mm	\	19.41	19.90	0.095	0.106	0.039	0.044	0.16
2	Body	LTE B41 PC2	39750	2506	1RB-Low	Front	10mm	\	18.76	19.40	0.034	0.039	0.020	0.023	0.11
2	Body	LTE B41 PC2	39750	2506	1RB-Low	Rear	10mm	\	18.76	19.40	0.080	0.093	0.042	0.049	-0.12
2	Body	LTE B41 PC2	39750	2506	1RB-Low	Left	10mm	\	18.76	19.40	0.089	0.103	0.046	0.053	0.08
2	Body	LTE B41 PC2	39750	2506	1RB-Low	Top	10mm	\	18.76	19.40	0.032	0.037	0.017	0.020	-0.05
2	Body	LTE B41 PC2	39750	2506	50RB-Low	Front	10mm	\	18.90	19.40	0.037	0.042	0.021	0.024	-0.05
2	Body	LTE B41 PC2	39750	2506	50RB-Low	Rear	10mm	\	18.90	19.40	0.082	0.092	0.044	0.049	0.16
2	Body	LTE B41 PC2	39750	2506	50RB-Low	Left	10mm	FIG A.68	18.90	19.40	0.096	0.108	0.049	0.055	-0.15
2	Body	LTE B41 PC2	39750	2506	50RB-Low	Top	10mm	\	18.90	19.40	0.034	0.038	0.018	0.020	0.01
2	Body	LTE B41 PC2	39750	2506	1RB-Low	Front	15mm	\	20.28	20.90	0.032	0.037	0.017	0.020	-0.01
2	Body	LTE B41 PC2	39750	2506	1RB-Low	Rear	15mm	\	20.28	20.90	0.056	0.065	0.031	0.036	0.05
2	Body	LTE B41 PC2	39750	2506	50RB-Low	Front	15mm	\	20.40	20.90	0.035	0.039	0.019	0.021	0.19
2	Body	LTE B41 PC2	39750	2506	50RB-Low	Rear	15mm	FIG A.69	20.40	20.90	0.061	0.068	0.033	0.037	0.09
2	Head	LTE B41 PC3	39750	2506	1RB-Low	Cheek Left	0mm	\	17.49	18.30	0.065	0.078	0.030	0.036	-0.02
2	Head	LTE B41 PC3	39750	2506	1RB-Low	Tilt Left	0mm	\	17.49	18.30	0.049	0.059	0.022	0.027	0.18
2	Head	LTE B41 PC3	39750	2506	1RB-Low	Cheek Right	0mm	\	17.49	18.30	0.118	0.142	0.057	0.069	0.03
2	Head	LTE B41 PC3	39750	2506	1RB-Low	Tilt Right	0mm	\	17.49	18.30	0.100	0.121	0.043	0.052	-0.04
2	Head	LTE B41 PC3	39750	2506	50RB-Low	Cheek Left	0mm	\	17.62	18.30	0.066	0.077	0.031	0.036	0.12
2	Head	LTE B41 PC3	39750	2506	50RB-Low	Tilt Left	0mm	\	17.62	18.30	0.053	0.062	0.024	0.028	-0.06
2	Head	LTE B41 PC3	39750	2506	50RB-Low	Cheek Right	0mm	FIG A.70	17.62	18.30	0.124	0.145	0.059	0.069	0.14
2	Head	LTE B41 PC3	39750	2506	50RB-Low	Tilt Right	0mm	\	17.62	18.30	0.108	0.126	0.045	0.053	0.14
2	Body	LTE B41 PC3	39750	2506	1RB-Low	Front	10mm	\	17.03	17.80	0.039	0.047	0.022	0.026	-0.12
2	Body	LTE B41 PC3	39750	2506	1RB-Low	Rear	10mm	\	17.03	17.80	0.089	0.106	0.046	0.055	-0.09
2	Body	LTE B41 PC3	39750	2506	1RB-Low	Left	10mm	\	17.03	17.80	0.095	0.113	0.048	0.057	-0.12
2	Body	LTE B41 PC3	39750	2506	1RB-Low	Top	10mm	\	17.03	17.80	0.040	0.048	0.020	0.024	0.03
2	Body	LTE B41 PC3	39750	2506	50RB-Low	Front	10mm	\	17.12	17.80	0.042	0.049	0.023	0.027	0.07
2	Body	LTE B41 PC3	39750	2506	50RB-Low	Rear	10mm	\	17.12	17.80	0.095	0.111	0.051	0.060	-0.01
2	Body	LTE B41 PC3	39750	2506	50RB-Low	Left	10mm	FIG A.71	17.12	17.80	0.099	0.116	0.050	0.058	-0.1
2	Body	LTE B41 PC3	39750	2506	50RB-Low	Top	10mm	\	17.12	17.80	0.043	0.050	0.021	0.025	0.16
2	Body	LTE B41 PC3	39750	2506	1RB-Low	Front	15mm	\	18.54	19.30	0.025	0.030	0.015	0.018	-0.1
2	Body	LTE B41 PC3	39750	2506	1RB-Low	Rear	15mm	\	18.54	19.30	0.060	0.071	0.032	0.038	-0.05
2	Body	LTE B41 PC3	39750	2506	50RB-Low	Front	15mm	\	18.56	19.30	0.030	0.036	0.017	0.020	-0.17
2	Body	LTE B41 PC3	39750	2506	50RB-Low	Rear	15mm	FIG A.72	18.56	19.30	0.062	0.074	0.033	0.039	-0.1

15.2 SAR results for 5G NR

ANT	RF Exposure Conditions	Frequency Band	Channel Number	Frequency (MHz)		Test setup	Distance	Figure No./Note	EUT Measured Power (dBm)	Tune up (dBm)	Measured SAR 1g (W/kg)	Calculated SAR 1g (W/kg)	Measured SAR 10g (W/kg)	Calculated SAR 10g (W/kg)	Power Drift
1	Head	N7	500500	2502.5	DFT-s-OFDM QPSK	Cheek Left	0mm	\	23.65	24.50	0.278	0.338	0.157	0.191	-0.15
1	Head	N7	500500	2502.5	DFT-s-OFDM QPSK	Tilt Left	0mm	\	23.65	24.50	0.198	0.241	0.110	0.134	-0.14
1	Head	N7	513500	2567.5	DFT-s-OFDM QPSK	Cheek Right	0mm	\	23.52	24.50	0.128	0.160	0.070	0.088	0.09
1	Head	N7	507000	2535	DFT-s-OFDM QPSK	Cheek Right	0mm	\	23.41	24.50	0.178	0.229	0.096	0.123	0.01
1	Head	N7	500500	2502.5	DFT-s-OFDM QPSK	Cheek Right	0mm	FIG A.73	23.65	24.50	0.387	0.471	0.208	0.253	0.16
1	Head	N7	500500	2502.5	DFT-s-OFDM QPSK	Tilt Right	0mm	\	23.65	24.50	0.253	0.308	0.132	0.161	0.11
1	Head	N7	500500	2502.5	CP-OFDM QPSK	Cheek Right	0mm	\	22.02	23.00	0.259	0.325	0.133	0.167	0.01
1	Body	N7	500500	2502.5	DFT-s-OFDM QPSK	Front	10mm	\	19.44	20.00	0.116	0.132	0.061	0.069	0.19
1	Body	N7	513500	2567.5	DFT-s-OFDM QPSK	Rear	10mm	FIG A.74	19.27	20.00	0.550	0.651	0.255	0.302	-0.18
1	Body	N7	507000	2535	DFT-s-OFDM QPSK	Rear	10mm	\	19.17	20.00	0.446	0.540	0.209	0.253	-0.05
1	Body	N7	500500	2502.5	DFT-s-OFDM QPSK	Rear	10mm	\	19.44	20.00	0.370	0.421	0.176	0.200	0.12
1	Body	N7	500500	2502.5	DFT-s-OFDM QPSK	Left	10mm	\	19.44	20.00	0.051	0.058	0.022	0.025	-0.02
1	Body	N7	500500	2502.5	DFT-s-OFDM QPSK	Right	10mm	\	19.44	20.00	0.199	0.226	0.105	0.119	-0.02
1	Body	N7	500500	2502.5	DFT-s-OFDM QPSK	Bottom	10mm	\	19.44	20.00	0.227	0.258	0.105	0.119	0.01
1	Body	N7	500500	2502.5	CP-OFDM QPSK	Rear	10mm	\	19.05	20.00	0.258	0.321	0.114	0.142	0.08
1	Body	N7	500500	2502.5	DFT-s-OFDM QPSK	Front	15mm	\	20.27	21.00	0.110	0.130	0.060	0.071	0.03
1	Body	N7	513500	2567.5	DFT-s-OFDM QPSK	Rear	15mm	FIG A.75	20.06	21.00	0.389	0.483	0.191	0.237	0.18
1	Body	N7	507000	2535	DFT-s-OFDM QPSK	Rear	15mm	\	19.97	21.00	0.320	0.406	0.156	0.198	0.11
1	Body	N7	500500	2502.5	DFT-s-OFDM QPSK	Rear	15mm	\	20.27	21.00	0.261	0.309	0.130	0.154	-0.19
1	Body	N7	500500	2502.5	CP-OFDM QPSK	Rear	15mm	\	19.82	21.00	0.201	0.264	0.107	0.140	0.13
2	Head	N7	513500	2567.5	DFT-s-OFDM QPSK	Cheek Left	0mm	\	18.77	19.50	0.221	0.261	0.115	0.136	0.02
2	Head	N7	513500	2567.5	DFT-s-OFDM QPSK	Tilt Left	0mm	\	18.77	19.50	0.200	0.237	0.099	0.117	-0.08
2	Head	N7	513500	2567.5	DFT-s-OFDM QPSK	Cheek Right	0mm	\	18.77	19.50	0.381	0.451	0.195	0.231	0.16
2	Head	N7	513500	2567.5	DFT-s-OFDM QPSK	Tilt Right	0mm	FIG A.76	18.77	19.50	0.477	0.564	0.217	0.257	-0.15
2	Head	N7	507000	2535	DFT-s-OFDM QPSK	Tilt Right	0mm	\	18.49	19.50	0.438	0.553	0.197	0.249	-0.15
2	Head	N7	500500	2502.5	DFT-s-OFDM QPSK	Tilt Right	0mm	\	18.74	19.50	0.421	0.502	0.193	0.230	-0.06
2	Head	N7	513500	2567.5	CP-OFDM QPSK	Tilt Right	0mm	\	18.30	19.50	0.396	0.522	0.183	0.241	0.17
2	Body	N7	513500	2567.5	DFT-s-OFDM QPSK	Front	10mm	\	18.29	19.00	0.156	0.184	0.084	0.099	0.04
2	Body	N7	513500	2567.5	DFT-s-OFDM QPSK	Rear	10mm	FIG A.77	18.29	19.00	0.382	0.450	0.187	0.220	-0.12
2	Body	N7	507000	2535	DFT-s-OFDM QPSK	Rear	10mm	\	18.02	19.00	0.357	0.447	0.177	0.222	0.16
2	Body	N7	500500	2502.5	DFT-s-OFDM QPSK	Rear	10mm	\	18.26	19.00	0.335	0.397	0.167	0.198	-0.1
2	Body	N7	513500	2567.5	DFT-s-OFDM QPSK	Left	10mm	\	18.29	19.00	0.366	0.431	0.172	0.203	-0.07
2	Body	N7	513500	2567.5	DFT-s-OFDM QPSK	Top	10mm	\	18.29	19.00	0.278	0.327	0.119	0.140	-0.16
2	Body	N7	513500	2567.5	CP-OFDM QPSK	Rear	10mm	\	17.83	19.00	0.332	0.435	0.161	0.211	0.17
2	Body	N7	513500	2567.5	DFT-s-OFDM QPSK	Front	15mm	\	18.77	19.50	0.071	0.084	0.038	0.045	-0.01
2	Body	N7	513500	2567.5	DFT-s-OFDM QPSK	Rear	15mm	FIG A.78	18.77	19.50	0.184	0.218	0.097	0.115	0.17
2	Body	N7	507000	2535	DFT-s-OFDM QPSK	Rear	15mm	\	18.49	19.50	0.170	0.215	0.090	0.114	-0.05
2	Body	N7	500500	2502.5	DFT-s-OFDM QPSK	Rear	15mm	\	18.74	19.50	0.175	0.208	0.091	0.108	0.11
2	Body	N7	513500	2567.5	CP-OFDM QPSK	Rear	15mm	\	18.30	19.50	0.165	0.218	0.071	0.094	0.15



ANT	RF Exposure Conditions	Frequency Band	Channel Number	Frequency (MHz)		Test setup	Distance	Figure No./Note	EUT Measured Power (dBm)	Tune up (dBm)	Measured SAR 1g (W/kg)	Calculated SAR 1g (W/kg)	Measured SAR 10g (W/kg)	Calculated SAR 10g (W/kg)	Power Drift
1	Head	N38	522000	2610	DFT-s-OFDM QPSK	Cheek Left	0mm	\	22.73	24.00	0.038	0.051	0.012	0.016	-0.09
1	Head	N38	522000	2610	DFT-s-OFDM QPSK	Tilt Left	0mm	\	22.73	24.00	0.031	0.042	0.010	0.013	0.04
1	Head	N38	522000	2610	DFT-s-OFDM QPSK	Cheek Right	0mm	\	22.73	24.00	0.062	0.083	0.021	0.028	-0.03
1	Head	N38	519000	2595	DFT-s-OFDM QPSK	Cheek Right	0mm	\	22.66	24.00	0.068	0.093	0.024	0.033	-0.13
1	Head	N38	516000	2580	DFT-s-OFDM QPSK	Cheek Right	0mm	FIG A.79	22.72	24.00	0.070	0.094	0.024	0.032	0.12
1	Head	N38	519000	2595	DFT-s-OFDM QPSK	Tilt Right	0mm	\	22.73	24.00	0.043	0.058	0.014	0.019	0.08
1	Head	N38	522000	2610	CP-OFDM QPSK	Cheek Right	0mm	\	22.13	22.50	0.053	0.058	0.017	0.019	-0.13
1	Body	N38	522000	2610	DFT-s-OFDM QPSK	Front	10mm	\	17.79	19.00	0.174	0.230	0.082	0.108	-0.17
1	Body	N38	522000	2610	DFT-s-OFDM QPSK	Rear	10mm	FIG A.80	17.79	19.00	0.449	0.593	0.200	0.264	0.1
1	Body	N38	519000	2595	DFT-s-OFDM QPSK	Rear	10mm	\	17.68	19.00	0.396	0.537	0.174	0.236	0.07
1	Body	N38	516000	2580	DFT-s-OFDM QPSK	Rear	10mm	\	17.74	19.00	0.347	0.464	0.155	0.207	-0.17
1	Body	N38	522000	2610	DFT-s-OFDM QPSK	Left	10mm	\	17.79	19.00	0.099	0.131	0.042	0.055	0.15
1	Body	N38	522000	2610	DFT-s-OFDM QPSK	Right	10mm	\	17.79	19.00	0.166	0.219	0.082	0.108	-0.11
1	Body	N38	522000	2610	DFT-s-OFDM QPSK	Bottom	10mm	\	17.79	19.00	0.313	0.414	0.139	0.184	0.04
1	Body	N38	522000	2610	CP-OFDM QPSK	Rear	10mm	\	17.76	19.00	0.404	0.538	0.182	0.242	0.1
1	Body	N38	522000	2610	DFT-s-OFDM QPSK	Front	15mm	\	19.89	21.00	0.144	0.186	0.076	0.098	0.15
1	Body	N38	522000	2610	DFT-s-OFDM QPSK	Rear	15mm	FIG A.81	19.89	21.00	0.329	0.425	0.161	0.208	-0.13
1	Body	N38	519000	2595	DFT-s-OFDM QPSK	Rear	15mm	\	19.65	21.00	0.283	0.386	0.141	0.192	0.16
1	Body	N38	516000	2580	DFT-s-OFDM QPSK	Rear	15mm	\	19.72	21.00	0.242	0.325	0.121	0.162	0.17
1	Body	N38	522000	2610	CP-OFDM QPSK	Rear	15mm	\	19.73	21.00	0.296	0.397	0.136	0.182	-0.02
2	Head	N38	522000	2610	DFT-s-OFDM QPSK	Cheek Left	0mm	\	15.72	17.00	0.151	0.203	0.077	0.103	-0.06
2	Head	N38	522000	2610	DFT-s-OFDM QPSK	Tilt Left	0mm	\	15.72	17.00	0.212	0.285	0.099	0.133	-0.04
2	Head	N38	522000	2610	DFT-s-OFDM QPSK	Cheek Right	0mm	\	15.72	17.00	0.335	0.450	0.163	0.219	0.14
2	Head	N38	522000	2610	DFT-s-OFDM QPSK	Tilt Right	0mm	FIG A.82	15.72	17.00	0.388	0.494	0.166	0.223	-0.14
2	Head	N38	519000	2595	DFT-s-OFDM QPSK	Tilt Right	0mm	\	15.64	17.00	0.341	0.466	0.156	0.213	0.05
2	Head	N38	516000	2580	DFT-s-OFDM QPSK	Tilt Right	0mm	\	15.65	17.00	0.327	0.446	0.150	0.205	-0.16
2	Head	N38	522000	2610	CP-OFDM QPSK	Tilt Right	0mm	\	15.60	17.00	0.336	0.464	0.152	0.210	0.17
2	Body	N38	522000	2610	DFT-s-OFDM QPSK	Front	10mm	\	15.21	16.50	0.104	0.140	0.055	0.074	-0.19
2	Body	N38	522000	2610	DFT-s-OFDM QPSK	Rear	10mm	\	15.21	16.50	0.211	0.284	0.104	0.140	-0.08
2	Body	N38	519000	2595	DFT-s-OFDM QPSK	Rear	10mm	FIG A.83	15.09	16.50	0.228	0.315	0.113	0.156	0.18
2	Body	N38	516000	2580	DFT-s-OFDM QPSK	Rear	10mm	\	15.14	16.50	0.224	0.306	0.111	0.152	-0.13
2	Body	N38	522000	2610	DFT-s-OFDM QPSK	Left	10mm	\	15.21	16.50	0.206	0.277	0.097	0.131	0.03
2	Body	N38	522000	2610	DFT-s-OFDM QPSK	Top	10mm	\	15.21	16.50	0.166	0.223	0.072	0.097	-0.03
2	Body	N38	522000	2610	CP-OFDM QPSK	Rear	10mm	\	15.09	16.50	0.207	0.286	0.096	0.133	0.14
2	Body	N38	522000	2610	DFT-s-OFDM QPSK	Front	15mm	\	16.37	17.50	0.066	0.086	0.036	0.047	-0.06
2	Body	N38	522000	2610	DFT-s-OFDM QPSK	Rear	15mm	FIG A.84	16.37	17.50	0.139	0.180	0.073	0.095	0.08
2	Body	N38	519000	2595	DFT-s-OFDM QPSK	Rear	15mm	\	16.21	17.50	0.132	0.178	0.069	0.093	-0.05
2	Body	N38	516000	2580	DFT-s-OFDM QPSK	Rear	15mm	\	16.19	17.50	0.127	0.172	0.065	0.088	-0.15
2	Body	N38	522000	2610	CP-OFDM QPSK	Rear	15mm	\	16.24	17.50	0.118	0.158	0.061	0.082	0.17

ANT	RF Exposure Conditions	Frequency Band	Channel Number	Frequency (MHz)		Test setup	Distance	Figure No./Note	EUT Measured Power (dBm)	Tune up (dBm)	Measured SAR 1g (W/kg)	Calculated SAR 1g (W/kg)	Measured SAR 10g (W/kg)	Calculated SAR 10g (W/kg)	Power Drift
3	Head	N38	522000	2610	DFT-s-OFDM QPSK	Cheek Left	0mm	\	19.49	20.50	0.266	0.336	0.150	0.189	-0.11
3	Head	N38	522000	2610	DFT-s-OFDM QPSK	Tilt Left	0mm	\	19.49	20.50	0.084	0.106	0.041	0.052	0.04
3	Head	N38	522000	2610	DFT-s-OFDM QPSK	Cheek Right	0mm	\	19.49	20.50	0.577	0.728	0.265	0.334	0.12
3	Head	N38	519000	2595	DFT-s-OFDM QPSK	Cheek Right	0mm	FIG A.85	19.27	20.50	0.600	0.796	0.279	0.370	0.16
3	Head	N38	516000	2580	DFT-s-OFDM QPSK	Cheek Right	0mm	\	19.18	20.50	0.565	0.766	0.263	0.356	0.1
3	Head	N38	522000	2610	DFT-s-OFDM QPSK	Tilt Right	0mm	\	19.49	20.50	0.131	0.165	0.075	0.095	-0.05
3	Head	N38	522000	2610	CP-OFDM 16QAM	Cheek Right	0mm	\	19.43	20.50	0.538	0.688	0.251	0.321	0.03
3	Body	N38	522000	2610	DFT-s-OFDM QPSK	Front	10mm	\	18.16	19.00	0.166	0.201	0.086	0.104	-0.1
3	Body	N38	522000	2610	DFT-s-OFDM QPSK	Rear	10mm	FIG A.86	18.16	19.00	0.308	0.374	0.155	0.188	0.09
3	Body	N38	519000	2595	DFT-s-OFDM QPSK	Rear	10mm	\	18.05	19.00	0.287	0.357	0.144	0.179	-0.01
3	Body	N38	516000	2580	DFT-s-OFDM QPSK	Rear	10mm	\	17.93	19.00	0.263	0.336	0.132	0.169	0.15
3	Body	N38	522000	2610	DFT-s-OFDM QPSK	Left	10mm	\	18.16	19.00	0.223	0.271	0.109	0.132	-0.13
3	Body	N38	522000	2610	CP-OFDM QPSK	Rear	10mm	\	18.15	19.00	0.266	0.324	0.137	0.167	0.19
3	Body	N38	522000	2610	DFT-s-OFDM QPSK	Front	15mm	\	18.64	19.50	0.167	0.204	0.088	0.107	0.14
3	Body	N38	522000	2610	DFT-s-OFDM QPSK	Rear	15mm	FIG A.87	18.64	19.50	0.280	0.341	0.145	0.177	0.14
3	Body	N38	519000	2595	DFT-s-OFDM QPSK	Rear	15mm	\	18.53	19.50	0.261	0.326	0.140	0.175	0.14
3	Body	N38	516000	2580	DFT-s-OFDM QPSK	Rear	15mm	\	18.40	19.50	0.248	0.319	0.130	0.167	-0.01
3	Body	N38	522000	2610	CP-OFDM 16QAM	Rear	15mm	\	18.62	19.50	0.254	0.311	0.136	0.167	0.07
5	Head	N38	522000	2610	DFT-s-OFDM QPSK	Cheek Left	0mm	\	17.52	18.50	0.435	0.545	0.197	0.247	-0.19
5	Head	N38	519000	2595	DFT-s-OFDM QPSK	Cheek Left	0mm	\	17.38	18.50	0.451	0.584	0.206	0.267	0.11
5	Head	N38	516000	2580	DFT-s-OFDM QPSK	Cheek Left	0mm	FIG A.88	17.42	18.50	0.470	0.603	0.215	0.276	0.11
5	Head	N38	522000	2610	DFT-s-OFDM QPSK	Cheek Right	0mm	\	17.52	18.50	0.186	0.233	0.087	0.109	-0.07
5	Head	N38	522000	2610	DFT-s-OFDM QPSK	Tilt Right	0mm	\	17.52	18.50	0.113	0.142	0.059	0.074	-0.13
5	Head	N38	522000	2610	DFT-s-OFDM QPSK	Cheek Right	0mm	\	17.52	18.50	0.144	0.180	0.065	0.081	0.17
5	Head	N38	522000	2610	CP-OFDM QPSK	Cheek Left	0mm	\	17.46	18.50	0.429	0.545	0.194	0.246	0.02
5	Body	N38	522000	2610	DFT-s-OFDM QPSK	Front	10mm	\	16.95	18.00	0.088	0.112	0.046	0.059	0.04
5	Body	N38	522000	2610	DFT-s-OFDM QPSK	Rear	10mm	FIG A.89	16.95	18.00	0.163	0.208	0.082	0.104	0.03
5	Body	N38	519000	2595	DFT-s-OFDM QPSK	Rear	10mm	\	16.81	18.00	0.158	0.208	0.079	0.104	-0.13
5	Body	N38	516000	2580	DFT-s-OFDM QPSK	Rear	10mm	\	16.85	18.00	0.153	0.199	0.075	0.098	-0.03
5	Body	N38	522000	2610	DFT-s-OFDM QPSK	Right	10mm	\	16.95	18.00	0.125	0.159	0.060	0.076	-0.19
5	Body	N38	522000	2610	DFT-s-OFDM QPSK	Top	10mm	\	16.95	18.00	0.088	0.112	0.0384	0.489	-0.04
5	Body	N38	522000	2610	CP-OFDM QPSK	Rear	10mm	\	16.89	18.00	0.148	0.191	0.071	0.092	0.15
5	Body	N38	522000	2610	DFT-s-OFDM QPSK	Front	15mm	\	20.22	21.00	0.128	0.153	0.067	0.080	0.08
5	Body	N38	522000	2610	DFT-s-OFDM QPSK	Rear	15mm	FIG A.90	20.22	21.00	0.222	0.266	0.115	0.138	-0.19
5	Body	N38	519000	2595	DFT-s-OFDM QPSK	Rear	15mm	\	20.01	21.00	0.203	0.255	0.104	0.131	0.11
5	Body	N38	516000	2580	DFT-s-OFDM QPSK	Rear	15mm	\	20.06	21.00	0.212	0.263	0.111	0.138	0.14
5	Body	N38	522000	2610	CP-OFDM QPSK	Rear	15mm	\	20.11	21.00	0.201	0.247	0.103	0.126	0.15

ANT	RF Exposure Conditions	Frequency Band	Channel Number	Frequency (MHz)		Test setup	Distance	Figure No./Note	EUT Measured Power (dBm)	Tune up (dBm)	Measured SAR 1g (W/kg)	Calculated SAR 1g (W/kg)	Measured SAR 10g (W/kg)	Calculated SAR 10g (W/kg)	Power drit
1	Head	N41	518598	2592.99	DFT-s-OFDM QPSK	Cheek Right	0mm	\	23.49	24.70	0.063	0.083	0.032	0.042	0.05
1	Head	N41	518598	2592.99	DFT-s-OFDM QPSK	Tilt Right	0mm	\	23.49	24.70	0.057	0.075	0.030	0.040	0.04
1	Head	N41	535998	2679.99	DFT-s-OFDM QPSK	Cheek Right	0mm	\	23.25	24.70	0.040	0.056	0.023	0.032	-0.17
1	Head	N41	527298	2636.49	DFT-s-OFDM QPSK	Cheek Right	0mm	\	23.48	24.70	0.091	0.121	0.049	0.065	0.06
1	Head	N41	518598	2592.99	DFT-s-OFDM QPSK	Cheek Right	0mm	\	23.49	24.70	0.126	0.166	0.068	0.090	-0.05
1	Head	N41	509898	2549.49	DFT-s-OFDM QPSK	Cheek Right	0mm	\	23.02	24.70	0.151	0.222	0.081	0.119	0.19
1	Head	N41	501204	2506.02	DFT-s-OFDM QPSK	Cheek Right	0mm	FIG A.91	22.85	24.70	0.196	0.300	0.105	0.161	0.11
1	Head	N41	518598	2592.99	DFT-s-OFDM QPSK	Tilt Right	0mm	\	23.49	24.70	0.077	0.102	0.039	0.052	0.03
1	Head	N41	518598	2592.99	CP-OFDM QPSK	Cheek Right	0mm	\	23.11	23.20	0.110	0.112	0.057	0.058	0.16
1	Body	N41	518598	2592.99	DFT-s-OFDM QPSK	Front	10mm	\	16.61	17.70	0.073	0.094	0.038	0.049	0.05
1	Body	N41	535998	2679.99	DFT-s-OFDM QPSK	Rear	10mm	\	16.18	17.70	0.246	0.349	0.113	0.160	-0.04
1	Body	N41	527298	2636.49	DFT-s-OFDM QPSK	Rear	10mm	FIG A.92	16.51	17.70	0.266	0.350	0.121	0.159	0.19
1	Body	N41	518598	2592.99	DFT-s-OFDM QPSK	Rear	10mm	\	16.61	17.70	0.176	0.226	0.083	0.107	0.11
1	Body	N41	509898	2549.49	DFT-s-OFDM QPSK	Rear	10mm	\	16.18	17.70	0.136	0.193	0.068	0.096	-0.03
1	Body	N41	501204	2506.02	DFT-s-OFDM QPSK	Rear	10mm	\	15.85	17.70	0.158	0.242	0.085	0.130	-0.15
1	Body	N41	518598	2592.99	DFT-s-OFDM QPSK	Left	10mm	\	16.61	17.70	0.068	0.087	0.036	0.046	0.19
1	Body	N41	518598	2592.99	DFT-s-OFDM QPSK	Right	10mm	\	16.61	17.70	0.081	0.104	0.042	0.054	-0.14
1	Body	N41	518598	2592.99	DFT-s-OFDM QPSK	Bottom	10mm	\	16.61	17.70	0.112	0.144	0.053	0.068	0.17
1	Body	N41	518598	2592.99	CP-OFDM QPSK	Rear	10mm	\	16.49	17.70	0.196	0.259	0.087	0.115	0.03
1	Body	N41	518598	2592.99	DFT-s-OFDM QPSK	Front	15mm	\	18.03	19.20	0.059	0.077	0.032	0.042	-0.09
1	Body	N41	535998	2679.99	DFT-s-OFDM QPSK	Rear	15mm	\	17.62	19.20	0.155	0.223	0.077	0.111	0.19
1	Body	N41	527298	2636.49	DFT-s-OFDM QPSK	Rear	15mm	FIG A.93	17.99	19.20	0.169	0.223	0.084	0.111	0.17
1	Body	N41	518598	2592.99	DFT-s-OFDM QPSK	Rear	15mm	\	18.03	19.20	0.114	0.149	0.057	0.075	0.1
1	Body	N41	509898	2549.49	DFT-s-OFDM QPSK	Rear	15mm	\	17.68	19.20	0.091	0.129	0.051	0.072	0.11
1	Body	N41	501204	2506.02	DFT-s-OFDM QPSK	Rear	15mm	\	17.25	19.20	0.125	0.196	0.069	0.108	0.09
1	Body	N41	518598	2592.99	CP-OFDM QPSK	Rear	15mm	\	17.84	19.20	0.105	0.144	0.052	0.071	-0.18
2	Head	N41	501204	2506.02	DFT-s-OFDM QPSK	Cheek Right	0mm	\	16.25	17.30	0.074	0.094	0.036	0.046	0.15
2	Head	N41	501204	2506.02	DFT-s-OFDM QPSK	Tilt Right	0mm	\	16.25	17.30	0.073	0.093	0.033	0.042	0.09
2	Head	N41	501204	2506.02	DFT-s-OFDM QPSK	Cheek Right	0mm	\	16.25	17.30	0.156	0.199	0.076	0.097	0.15
2	Head	N41	535998	2679.99	DFT-s-OFDM QPSK	Tilt Right	0mm	\	15.75	17.30	0.221	0.316	0.096	0.137	0.12
2	Head	N41	527298	2636.49	DFT-s-OFDM QPSK	Tilt Right	0mm	FIG A.94	15.78	17.30	0.248	0.352	0.109	0.155	0.15
2	Head	N41	518598	2592.99	DFT-s-OFDM QPSK	Tilt Right	0mm	\	15.76	17.30	0.229	0.326	0.102	0.145	0.09
2	Head	N41	509898	2549.49	DFT-s-OFDM QPSK	Tilt Right	0mm	\	15.98	17.30	0.194	0.263	0.087	0.118	0
2	Head	N41	501204	2506.02	DFT-s-OFDM QPSK	Tilt Right	0mm	\	16.25	17.30	0.165	0.210	0.073	0.093	-0.01
2	Head	N41	501204	2506.02	CP-OFDM QPSK	Tilt Right	0mm	\	16.16	17.30	0.151	0.196	0.073	0.095	-0.18
2	Body	N41	501204	2506.02	DFT-s-OFDM QPSK	Front	10mm	\	15.62	16.80	0.067	0.088	0.033	0.043	-0.07
2	Body	N41	501204	2506.02	DFT-s-OFDM QPSK	Rear	10mm	\	15.62	16.80	0.169	0.222	0.080	0.105	0.18
2	Body	N41	535998	2679.99	DFT-s-OFDM QPSK	Left	10mm	\	15.21	16.80	0.199	0.287	0.091	0.131	-0.13
2	Body	N41	527298	2636.49	DFT-s-OFDM QPSK	Left	10mm	FIG A.95	15.18	16.80	0.221	0.321	0.101	0.147	0.14
2	Body	N41	518598	2592.99	DFT-s-OFDM QPSK	Left	10mm	\	15.16	16.80	0.186	0.271	0.091	0.133	0.12
2	Body	N41	509898	2549.49	DFT-s-OFDM QPSK	Left	10mm	\	15.35	16.80	0.176	0.246	0.086	0.120	0.06
2	Body	N41	501204	2506.02	DFT-s-OFDM QPSK	Left	10mm	\	15.62	16.80	0.194	0.255	0.087	0.114	0.11
2	Body	N41	501204	2506.02	DFT-s-OFDM QPSK	Top	10mm	\	15.62	16.80	0.092	0.121	0.040	0.052	-0.05
2	Body	N41	501204	2506.02	CP-OFDM QPSK	Left	10mm	\	15.52	16.80	0.161	0.216	0.082	0.110	0.03
2	Body	N41	501204	2506.02	DFT-s-OFDM QPSK	Front	15mm	\	16.56	17.80	0.055	0.073	0.028	0.037	0.15
2	Body	N41	535998	2679.99	DFT-s-OFDM QPSK	Rear	15mm	\	16.25	17.80	0.138	0.197	0.066	0.094	0.06
2	Body	N41	527298	2636.49	DFT-s-OFDM QPSK	Rear	15mm	FIG A.96	16.33	17.80	0.160	0.224	0.078	0.109	0.12
2	Body	N41	518598	2592.99	DFT-s-OFDM QPSK	Rear	15mm	\	16.27	17.80	0.143	0.203	0.074	0.105	0.18
2	Body	N41	509898	2549.49	DFT-s-OFDM QPSK	Rear	15mm	\	16.46	17.80	0.128	0.174	0.066	0.090	0.1
2	Body	N41	501204	2506.02	DFT-s-OFDM QPSK	Rear	15mm	\	16.56	17.80	0.147	0.196	0.071	0.094	0.17
2	Body	N41	501204	2506.02	CP-OFDM QPSK	Rear	15mm	\	16.27	17.80	0.136	0.193	0.066	0.094	0.11

ANT	RF Exposure Conditions	Frequency Band	Channel Number	Frequency (MHz)		Test setup	Distance	Figure No./Note	EUT Measured Power (dBm)	Tune up (dBm)	Measured SAR 1g (W/kg)	Calculated SAR 1g (W/kg)	Measured SAR 10g (W/kg)	Calculated SAR 10g (W/kg)	Power Drift
3	Head	N41	535998	2679.99	DFT-s-OFDM QPSK	Cheek Right	0mm	\	19.49	20.70	0.263	0.348	0.158	0.209	-0.16
3	Head	N41	535998	2679.99	DFT-s-OFDM QPSK	Tilt Right	0mm	\	19.49	20.70	0.123	0.163	0.063	0.083	0.09
3	Head	N41	535998	2679.99	DFT-s-OFDM QPSK	Cheek Right	0mm	\	19.49	20.70	0.638	0.843	0.310	0.410	-0.18
3	Head	N41	527298	2636.49	DFT-s-OFDM QPSK	Cheek Right	0mm	FIG A.97	19.47	20.70	0.669	0.888	0.320	0.425	0.12
3	Head	N41	518598	2592.99	DFT-s-OFDM QPSK	Cheek Right	0mm	\	19.30	20.70	0.593	0.819	0.278	0.384	0.14
3	Head	N41	509898	2549.49	DFT-s-OFDM QPSK	Cheek Right	0mm	\	19.32	20.70	0.611	0.840	0.301	0.414	0.11
3	Head	N41	501204	2506.02	DFT-s-OFDM QPSK	Cheek Right	0mm	\	19.30	20.70	0.449	0.620	0.214	0.295	0.17
3	Head	N41	535998	2679.99	DFT-s-OFDM QPSK	Tilt Right	0mm	\	19.49	20.70	0.190	0.251	0.107	0.141	0.03
3	Head	N41	535998	2679.99	CP-OFDM QPSK	Cheek Right	0mm	\	19.28	20.70	0.591	0.820	0.283	0.392	0.17
3	Head	N41	527298	2636.49	DFT-s-OFDM QPSK	Cheek Right	0mm	B2	19.47	20.70	0.638	0.847	0.312	0.414	0.09
3	Head	N41	527298	2636.49	DFT-s-OFDM QPSK	Cheek Right	0mm	B3	19.47	20.70	0.606	0.804	0.299	0.397	0.07
3	Head	N41	527298	2636.49	DFT-s-OFDM QPSK	Cheek Right	0mm	B4	19.47	20.70	0.641	0.851	0.315	0.418	0.19
3	Head	N41	527298	2636.49	DFT-s-OFDM QPSK	Cheek Right	0mm	S2	19.47	20.70	0.644	0.855	0.321	0.426	-0.16
3	Body	N41	535998	2679.99	DFT-s-OFDM QPSK	Front	10mm	\	18.33	19.20	0.313	0.382	0.150	0.183	0.1
3	Body	N41	535998	2679.99	DFT-s-OFDM QPSK	Rear	10mm	FIG A.98	18.33	19.20	0.595	0.727	0.277	0.338	0.13
3	Body	N41	527298	2636.49	DFT-s-OFDM QPSK	Rear	10mm	\	18.27	19.20	0.579	0.717	0.276	0.342	-0.11
3	Body	N41	518598	2592.99	DFT-s-OFDM QPSK	Rear	10mm	\	18.14	19.20	0.563	0.719	0.285	0.338	0.14
3	Body	N41	509898	2549.49	DFT-s-OFDM QPSK	Rear	10mm	\	17.91	19.20	0.539	0.725	0.228	0.307	0.13
3	Body	N41	501204	2506.02	DFT-s-OFDM QPSK	Rear	10mm	\	17.61	19.20	0.387	0.558	0.188	0.271	-0.18
3	Body	N41	535998	2679.99	DFT-s-OFDM QPSK	Left	10mm	\	18.33	19.20	0.546	0.667	0.232	0.283	0.18
3	Body	N41	535998	2679.99	CP-OFDM QPSK	Rear	10mm	\	18.28	19.20	0.552	0.682	0.262	0.324	0.05
3	Body	N41	535998	2679.99	DFT-s-OFDM QPSK	Front	15mm	\	18.78	19.70	0.143	0.177	0.076	0.094	-0.06
3	Body	N41	535998	2679.99	DFT-s-OFDM QPSK	Rear	15mm	FIG A.99	18.78	19.70	0.290	0.358	0.146	0.180	0.16
3	Body	N41	527298	2636.49	DFT-s-OFDM QPSK	Rear	15mm	\	18.72	19.70	0.258	0.323	0.129	0.162	0.05
3	Body	N41	518598	2592.99	DFT-s-OFDM QPSK	Rear	15mm	\	18.59	19.70	0.229	0.296	0.123	0.159	0.11
3	Body	N41	509898	2549.49	DFT-s-OFDM QPSK	Rear	15mm	\	18.25	19.70	0.184	0.257	0.099	0.138	-0.06
3	Body	N41	501204	2506.02	DFT-s-OFDM QPSK	Rear	15mm	\	18.04	19.70	0.143	0.268	0.092	0.135	-0.12
3	Body	N41	535998	2679.99	CP-OFDM QPSK	Rear	15mm	\	18.74	19.70	0.261	0.326	0.131	0.163	0.11
5	Head	N41	535998	2679.99	DFT-s-OFDM QPSK	Cheek Right	0mm	\	17.54	18.70	0.311	0.406	0.144	0.188	-0.12
5	Head	N41	527298	2636.49	DFT-s-OFDM QPSK	Cheek Right	0mm	\	17.52	18.70	0.373	0.489	0.174	0.228	-0.15
5	Head	N41	518598	2592.99	DFT-s-OFDM QPSK	Cheek Right	0mm	\	17.42	18.70	0.425	0.571	0.198	0.266	-0.09
5	Head	N41	509898	2549.49	DFT-s-OFDM QPSK	Cheek Right	0mm	FIG A.100	17.38	18.70	0.469	0.636	0.217	0.294	-0.11
5	Head	N41	501204	2506.02	DFT-s-OFDM QPSK	Cheek Right	0mm	\	17.26	18.70	0.455	0.634	0.209	0.291	0.01
5	Head	N41	535998	2679.99	DFT-s-OFDM QPSK	Tilt Right	0mm	\	17.54	18.70	0.232	0.303	0.106	0.138	0.04
5	Head	N41	535998	2679.99	DFT-s-OFDM QPSK	Cheek Right	0mm	\	17.54	18.70	0.124	0.162	0.060	0.078	-0.08
5	Head	N41	535998	2679.99	DFT-s-OFDM QPSK	Tilt Right	0mm	\	17.54	18.70	0.155	0.202	0.068	0.089	0.08
5	Head	N41	535998	2679.99	CP-OFDM QPSK	Cheek Right	0mm	\	17.36	18.70	0.283	0.385	0.124	0.169	0.16
5	Body	N41	535998	2679.99	DFT-s-OFDM QPSK	Front	10mm	\	17.04	18.20	0.106	0.138	0.054	0.071	-0.03
5	Body	N41	535998	2679.99	DFT-s-OFDM QPSK	Rear	10mm	\	17.04	18.20	0.197	0.257	0.100	0.131	-0.19
5	Body	N41	527298	2636.49	DFT-s-OFDM QPSK	Rear	10mm	\	17.02	18.20	0.225	0.295	0.113	0.148	0.11
5	Body	N41	518598	2592.99	DFT-s-OFDM QPSK	Rear	10mm	FIG A.101	16.92	18.20	0.265	0.356	0.132	0.177	-0.12
5	Body	N41	509898	2549.49	DFT-s-OFDM QPSK	Rear	10mm	\	16.88	18.20	0.246	0.333	0.124	0.168	0.19
5	Body	N41	501204	2506.02	DFT-s-OFDM QPSK	Rear	10mm	\	16.77	18.20	0.222	0.309	0.113	0.157	-0.18
5	Body	N41	535998	2679.99	DFT-s-OFDM QPSK	Right	10mm	\	17.04	18.20	0.163	0.213	0.074	0.097	0.03
5	Body	N41	535998	2679.99	DFT-s-OFDM QPSK	Top	10mm	\	17.04	18.20	0.036	0.047	0.017	0.022	0.11
5	Body	N41	535998	2679.99	CP-OFDM QPSK	Rear	10mm	\	16.86	18.20	0.183	0.249	0.094	0.128	0.02
5	Body	N41	535998	2679.99	DFT-s-OFDM QPSK	Front	15mm	\	20.61	21.70	0.104	0.134	0.056	0.072	0
5	Body	N41	535998	2679.99	DFT-s-OFDM QPSK	Rear	15mm	\	20.61	21.70	0.207	0.266	0.105	0.135	0.06
5	Body	N41	527298	2636.49	DFT-s-OFDM QPSK	Rear	15mm	\	20.58	21.70	0.211	0.273	0.108	0.140	-0.12
5	Body	N41	518598	2592.99	DFT-s-OFDM QPSK	Rear	15mm	FIG A.102	20.47	21.70	0.233	0.309	0.120	0.159	-0.16
5	Body	N41	509898	2549.49	DFT-s-OFDM QPSK	Rear	15mm	\	20.42	21.70	0.218	0.293	0.113	0.152	0.05
5	Body	N41	501204	2506.02	DFT-s-OFDM QPSK	Rear	15mm	\	20.28	21.70	0.200	0.277	0.105	0.146	0.04
5	Body	N41	535998	2679.99	CP-OFDM QPSK	Rear	15mm	\	20.40	21.70	0.192	0.259	0.099	0.134	0.17

15.3 SAR results for WLAN

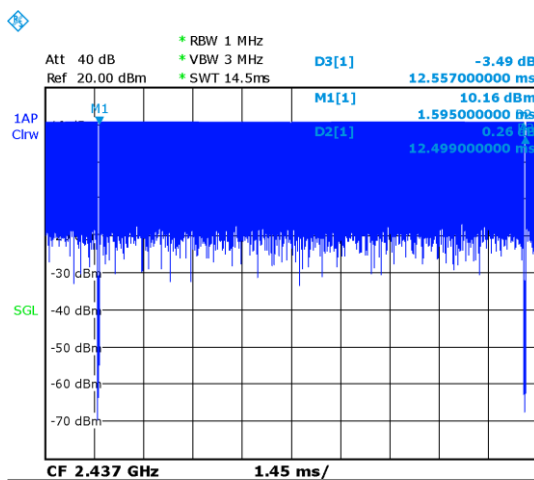
The maximum output power specified for production units are determined for all applicable 802.11 transmission modes in each standalone and aggregated frequency band. Maximum output power is measured for the highest maximum output power configuration(s) in each frequency band according to the default power measurement procedures.

When the same transmission mode configurations have the same maximum output power on the same channel for the 802.11 a/g/n/ac/ax modes, the channel in the lower order/sequence 802.11 mode (i.e. a, g, n ac then ax) is selected.

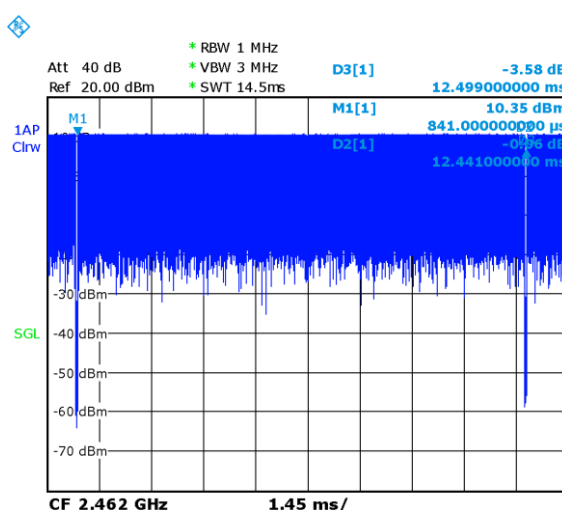
SAR Test reduction was applied from KDB 248227 guidance, when the same maximum power is specified for multiple transmission modes in a frequency band, the largest channel bandwidth, lowest order modulation, lowest data rate and lowest order 802.11a/g/n/ac mode is used for SAR measurement, on the highest measured output power channel in the initial test configuration, for each frequency band. Additional output power measurements were not deemed necessary.

Duty factor plot

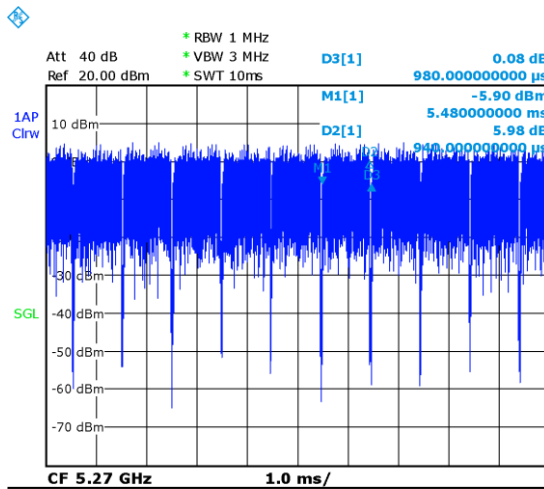
CH6



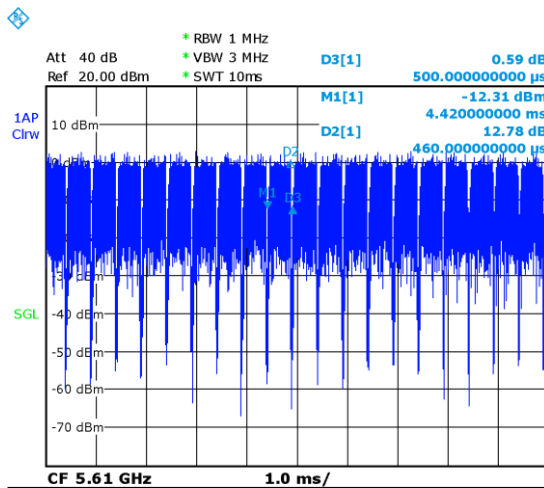
CH11



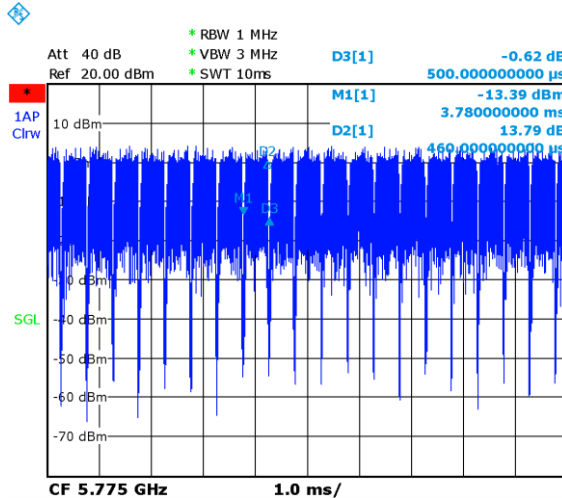
CH54



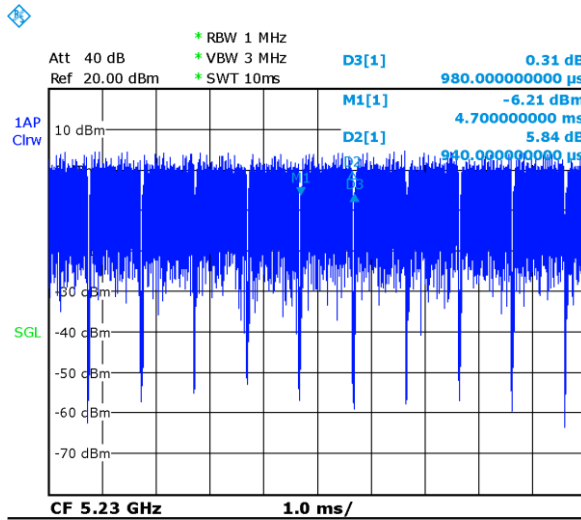
CH122



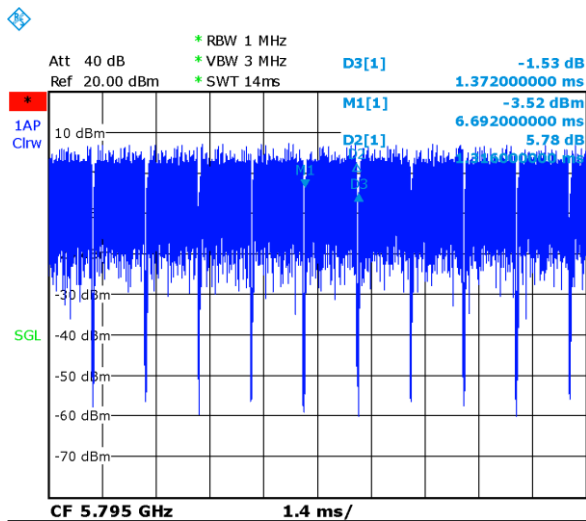
CH155



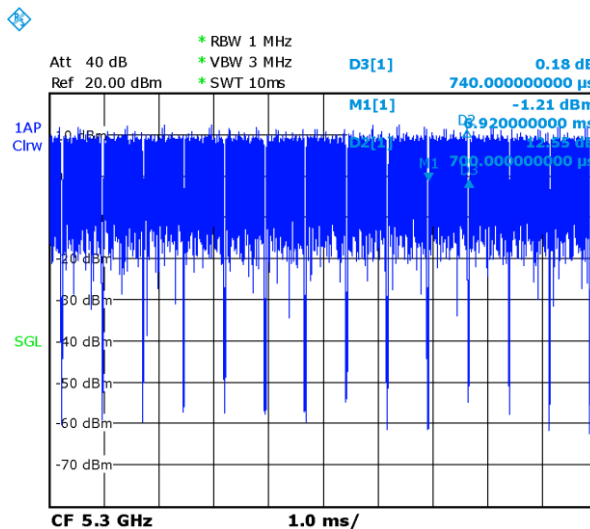
CH46



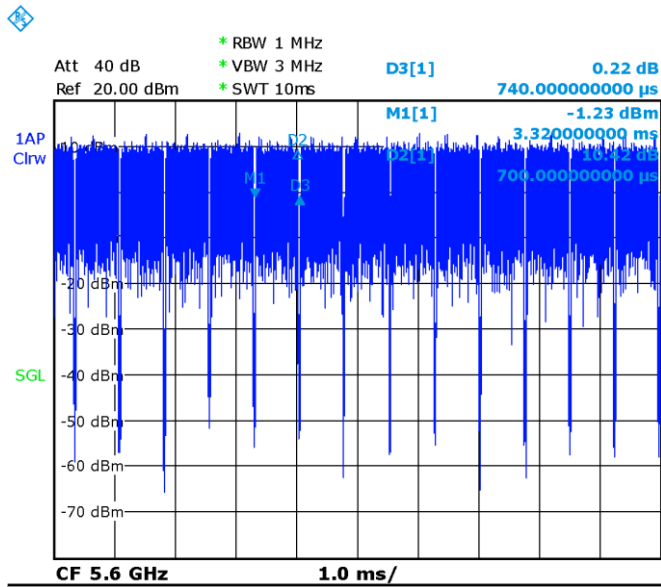
CH159



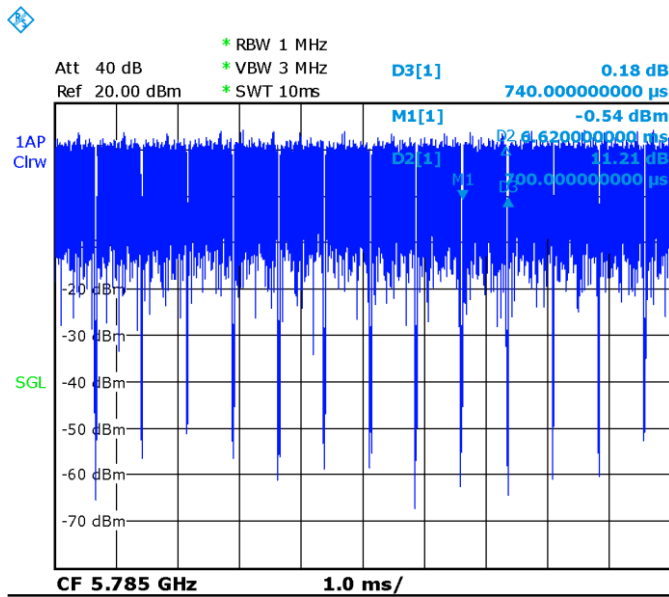
CH60



CH120



CH157



WLAN 2.4G

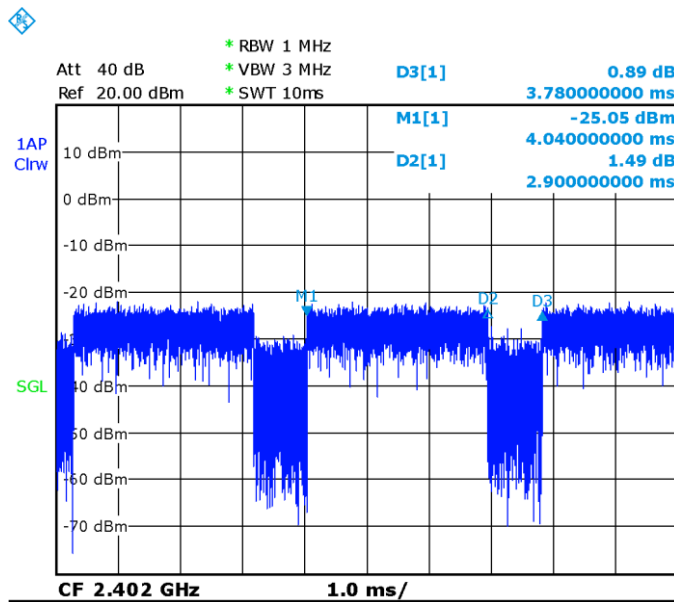
ANT	RF Exposure Conditions	Frequency Band	Channel Number	Frequency (MHz)	Mode/RB	Test setup	Distance	Figure No./Note	EUT Measured Power (dBm)	Tune up (dBm)	Duty Cycle	Measured SAR 1g (W/kg)	Calculated SAR 1g (W/kg)	Measured SAR 10g (W/kg)	Calculated SAR 10g (W/kg)	Power Drift
7	Head	WLAN	11	2462	11b 1M	Cheek Left	0mm	FIG A.103	14.86	16.00	99.54%	0.221	0.289	0.094	0.122	-0.06
7	Head	WLAN	11	2462	11b 1M	Tilt Left	0mm	\	14.86	16.00	99.54%	0.090	0.118	0.040	0.052	0.14
7	Head	WLAN	11	2462	11b 1M	Cheek Right	0mm	\	14.86	16.00	99.54%	0.058	0.076	0.028	0.036	0.06
7	Head	WLAN	11	2462	11b 1M	Tilt Right	0mm	\	14.86	16.00	99.54%	0.044	0.057	0.019	0.025	0.07
7	Body	WLAN	6	2437	11b 1M	Front	10mm	\	16.95	18.00	99.54%	0.170	0.217	0.082	0.104	0.16
7	Body	WLAN	6	2437	11b 1M	Rear	10mm	FIG A.104	16.95	18.00	99.54%	0.377	0.482	0.176	0.224	-0.13
7	Body	WLAN	6	2437	11b 1M	Right	10mm	\	16.95	18.00	99.54%	0.325	0.416	0.145	0.185	0.17
7	Body	WLAN	6	2437	11b 1M	Top	10mm	\	16.95	18.00	99.54%	0.064	0.082	0.032	0.041	0.07
7	Body	WLAN	6	2437	11b 1M	Front	15mm	\	17.58	19.00	99.54%	0.102	0.142	0.050	0.069	-0.01
7	Body	WLAN	6	2437	11b 1M	Rear	15mm	FIG A.105	17.58	19.00	99.54%	0.201	0.280	0.100	0.139	0.16

WLAN 5G

ANT	RF Exposure Conditions	Frequency Band	Channel Number	Frequency (MHz)	Mode/RB	Test setup	Distance	Figure No./Note	EUT Measured Power (dBm)	Tune up (dBm)	Duty Cycle	Measured SAR 1g (W/kg)	Calculated SAR 1g (W/kg)	Measured SAR 10g (W/kg)	Calculated SAR 10g (W/kg)	Power Drift
8	Head	WLAN	54	5270	11n-40M MCS0	Cheek Left	0mm	FIG A.106	14.63	15.00	95.92%	0.236	0.268	0.076	0.083	0.05
8	Head	WLAN	54	5270	11n-40M MCS0	Tilt Left	0mm	\	14.63	15.00	95.92%	0.106	0.120	0.031	0.034	-0.01
8	Head	WLAN	54	5270	11n-40M MCS0	Cheek Right	0mm	\	14.63	15.00	95.92%	0.125	0.142	0.042	0.046	-0.16
8	Head	WLAN	54	5270	11n-40M MCS0	Tilt Right	0mm	\	14.63	15.00	95.92%	0.066	0.075	0.023	0.025	-0.19
8	Head	WLAN	122	5610	11ac-80M MCS0	Cheek Left	0mm	\	14.81	15.00	92.00%	0.203	0.231	0.070	0.073	-0.17
8	Head	WLAN	122	5610	11ac-80M MCS0	Tilt Left	0mm	\	14.81	15.00	92.00%	0.088	0.100	0.026	0.027	0.18
8	Head	WLAN	122	5610	11ac-80M MCS0	Cheek Right	0mm	\	14.81	15.00	92.00%	0.130	0.148	0.043	0.045	-0.02
8	Head	WLAN	122	5610	11ac-80M MCS0	Tilt Right	0mm	\	14.81	15.00	92.00%	0.049	0.056	0.011	0.011	-0.15
8	Head	WLAN	155	5775	11ac-80M MCS0	Cheek Left	0mm	\	14.91	15.00	92.00%	0.121	0.134	0.042	0.043	0.15
8	Head	WLAN	155	5775	11ac-80M MCS0	Tilt Left	0mm	\	14.91	15.00	92.00%	0.042	0.047	0.012	0.012	-0.01
8	Head	WLAN	155	5775	11ac-80M MCS0	Cheek Right	0mm	\	14.91	15.00	92.00%	0.094	0.104	0.034	0.035	0.05
8	Head	WLAN	155	5775	11ac-80M MCS0	Tilt Right	0mm	\	14.91	15.00	92.00%	0.047	0.052	0.009	0.009	0.12
8	Body	WLAN	46	5230	11n-40M MCS0	Front	10mm	\	16.82	17.00	95.92%	0.068	0.074	0.024	0.025	-0.07
8	Body	WLAN	46	5230	11n-40M MCS0	Rear	10mm	\	16.82	17.00	95.92%	0.160	0.174	0.059	0.061	0.07
8	Body	WLAN	46	5230	11n-40M MCS0	Right	10mm	FIG A.107	16.82	17.00	95.92%	0.174	0.189	0.066	0.069	0.13
8	Body	WLAN	46	5230	11n-40M MCS0	Top	10mm	\	16.82	17.00	95.92%	0.153	0.166	0.058	0.060	0.11
8	Body	WLAN	159	5795	11n-40M MCS0	Front	10mm	\	16.89	17.00	95.92%	0.067	0.072	0.025	0.026	0.07
8	Body	WLAN	159	5795	11n-40M MCS0	Rear	10mm	\	16.89	17.00	95.92%	0.100	0.107	0.039	0.040	0.04
8	Body	WLAN	159	5795	11n-40M MCS0	Right	10mm	\	16.89	17.00	95.92%	0.143	0.153	0.056	0.057	0.04
8	Body	WLAN	159	5795	11n-40M MCS0	Top	10mm	\	16.89	17.00	95.92%	0.049	0.052	0.019	0.019	0.19
8	Body	WLAN	60	5300	11a 18M	Front	15mm	\	18.13	19.00	94.59%	0.172	0.222	0.059	0.072	0.07
8	Body	WLAN	60	5300	11a 18M	Rear	15mm	FIG A.108	18.13	19.00	94.59%	0.313	0.404	0.107	0.131	0.07
8	Body	WLAN	120	5600	11a 18M	Front	15mm	\	18.32	19.00	94.59%	0.155	0.192	0.052	0.061	0.19
8	Body	WLAN	120	5600	11a 18M	Rear	15mm	\	18.32	19.00	94.59%	0.262	0.324	0.087	0.102	0.11
8	Body	WLAN	157	5785	11a 18M	Front	15mm	\	18.87	19.00	94.59%	0.139	0.151	0.045	0.046	0.06
8	Body	WLAN	157	5785	11a 18M	Rear	15mm	\	18.87	19.00	94.59%	0.236	0.257	0.075	0.077	0.01

15.4 SAR results for BT

Duty factor plot



ANT	RF Exposure Conditions	Frequency Band	Channel Number	Frequency (MHz)	Mode/RB	Test setup	Distance	Figure No.	EUT Measured Power (dBm)	Tune up (dBm)	Duty Cycle	Measured SAR 1g (W/kg)	Calculated SAR 1g (W/kg)	Measured SAR 10g (W/kg)	Calculated SAR 10g (W/kg)	Power Drift
7	Head	BT	0	2402	GFSK	Cheek Left	0mm	FIG A.109	12.99	14.5	76.72%	0.109	0.201	0.048	0.068	0.16
7	Head	BT	0	2402	GFSK	Tilt Left	0mm	\	12.99	14.5	76.72%	0.042	0.078	0.020	0.028	-0.14
7	Head	BT	0	2402	GFSK	Cheek Right	0mm	\	12.99	14.5	76.72%	0.047	0.087	0.014	0.020	0.06
7	Head	BT	0	2402	GFSK	Tilt Right	0mm	\	12.99	14.5	76.72%	0.041	0.076	0.012	0.017	0.17
7	Body	BT	0	2402	GFSK	Front	10mm	\	12.99	14.5	76.72%	0.077	0.142	0.034	0.048	-0.01
7	Body	BT	0	2402	GFSK	Rear	10mm	FIG A.110	12.99	14.5	76.72%	0.164	0.303	0.072	0.102	0.14
7	Body	BT	0	2402	GFSK	Right	10mm	\	12.99	14.5	76.72%	0.100	0.185	0.043	0.061	0.07
7	Body	BT	0	2402	GFSK	Top	10mm	\	12.99	14.5	76.72%	0.093	0.172	0.041	0.058	-0.11

Note: The 15mm sar results refer to 10mm results, which is more conservative.

15.5 SAR results for Phablet

According to the KDB648474 D04, for smart phones, with a display diagonal dimension > 15.0 cm or an overall diagonal dimension > 16.0 cm, that can provide similar mobile web access and multimedia support found in mini-tablets or UMPC mini-tablets and support voice calls next to the ear, unless it is confirmed otherwise through KDB inquiries, the following phablet procedures should be applied to evaluate SAR compliance for each applicable wireless modes and frequency band. Devices marketed as phablets, regardless of form factors and operating characteristics must be tested as a phablet to determine SAR compliance.

1. The normally required head and body-worn accessory SAR test procedures for handsets, including hotspot mode, must be applied.
2. The UMPC mini-tablet procedures must also be applied to test the SAR of all surfaces and edges with an antenna located at ≤ 25 mm from that surface or edge, in direct contact with a flat phantom, for 10-g extremity SAR according to the body-equivalent tissue dielectric parameters in KDB Publication 865664 D01 to address interactive hand use exposure conditions. When hotspot mode applies, 10-g extremity SAR is required only for the surfaces and edges with hotspot mode 1-g reported SAR > 1.2 W/kg; however, when power reduction applies to hotspot mode the measured SAR must be scaled to the maximum output power, including tolerance, allowed for phablet modes to compare with the 1.2 W/kg SAR test reduction threshold. The normal tablet procedures in KDB Publication 616217 are required when the overall diagonal dimension of the device is > 20.0 cm. Hotspot mode SAR is not required when normal tablet procedures are applied. Extremity 10-g SAR is also not required for the front (top) surface of larger form factor full size tablets. The more conservative normal tablet SAR results can be used to support phablet mode 10-g extremity SAR.
3. The simultaneous transmission operating configurations applicable to voice and data transmissions for both phone and mini-tablet modes must be taken into consideration separately for 1-g and 10-g SAR to determine the simultaneous transmission SAR test exclusion and measurement requirements for the relevant wireless modes and exposure conditions

ANT	RF Exposure Conditions	Frequency Band	Channel Number	Frequency (MHz)	Mode/RB	Test setup	Distance	Figure No./Note	EUT Measured Power (dBm)	Tune up (dBm)	Measured SAR 1g (W/kg)	Calculated SAR 1g (W/kg)	Measured SAR 10g (W/kg)	Calculated SAR 10g (W/kg)	Power Drift
2	Body	WCDMA1900	9538	1907.6	RMC	Top	0mm	\	18.15	19.80	4.180	6.112	1.540	2.252	0.13
2	Body	WCDMA1900	9400	1880	RMC	Top	0mm	\	18.41	19.80	4.500	6.197	1.660	2.286	0.02
2	Body	WCDMA1900	9262	1852.4	RMC	Top	0mm	\	18.64	19.80	4.660	6.087	1.710	2.234	0.07

ANT	RF Exposure Conditions	Frequency Band	Channel Number	Frequency (MHz)	Mode/RB	Test setup	Distance	Figure No./Note	EUT Measured Power (dBm)	Tune up (dBm)	Duty Cycle	Measured SAR 1g (W/kg)	Calculated SAR 1g (W/kg)	Measured SAR 10g (W/kg)	Calculated SAR 10g (W/kg)	Power Drift
7	Body	WLAN	6	2437	11b 1M	Top	0mm	\	17.58	19.00	99.54%	0.356	0.496	0.141	0.196	0.10
8	Body	WLAN	60	5300	11a 18M	Top	0mm	\	18.13	19.00	94.59%	0.656	0.847	0.179	0.219	0.04
8	Body	WLAN	54	5270	11n-40M MCS0	Front	0mm	\	16.51	17.00	95.92%	1.390	1.622	0.432	0.484	0.04
8	Body	WLAN	54	5270	11n-40M MCS0	Rear	0mm	\	16.51	17.00	95.92%	2.370	2.766	0.732	0.819	-0.09
8	Body	WLAN	54	5270	11n-40M MCS0	Right	0mm	\	16.51	17.00	95.92%	2.790	3.256	0.758	0.849	-0.10
8	Body	WLAN	54	5270	11n-40M MCS0	Top	0mm	\	16.51	17.00	95.92%	0.706	0.824	0.218	0.244	-0.01
8	Body	WLAN	122	5610	11ac-80M MCS0	Front	0mm	\	16.96	17.00	92.00%	0.806	0.884	0.247	0.249	-0.05
8	Body	WLAN	122	5610	11ac-80M MCS0	Rear	0mm	\	16.96	17.00	92.00%	2.610	2.863	0.725	0.732	0.17
8	Body	WLAN	122	5610	11ac-80M MCS0	Right	0mm	\	16.96	17.00	92.00%	2.470	2.710	0.604	0.610	-0.04
8	Body	WLAN	122	5610	11ac-80M MCS0	Top	0mm	\	16.96	17.00	92.00%	0.350	0.384	0.119	0.120	-0.15

ANT	RF Exposure Conditions	Frequency Band	Channel Number	Frequency (MHz)	Mode/RB	Test setup	Distance	Figure No.	EUT Measured Power (dBm)	Tune up (dBm)	Duty Cycle	Measured SAR 1g (W/kg)	Calculated SAR 1g (W/kg)	Measured SAR 10g (W/kg)	Calculated SAR 10g (W/kg)	Power Drift
7	Body	BT	0	2402	GFSK	Top	0mm	\	12.99	14.5	76.72%	0.148	0.273	0.060	0.085	-0.01

16 SAR Measurement Variability

SAR measurement variability must be assessed for each frequency band, which is determined by the SAR probe calibration point and tissue-equivalent medium used for the device measurements. When both head and body tissue-equivalent media are required for SAR measurements in a frequency band, the variability measurement procedures should be applied to the tissue medium with the highest measured SAR, using the highest measured SAR configuration for that tissue-equivalent medium.

The following procedures are applied to determine if repeated measurements are required.

- 1) Repeated measurement is not required when the original highest measured SAR is < 0.80 W/kg; steps 2) through 4) do not apply.
- 2) When the original highest measured SAR is ≥ 0.80 W/kg, repeat that measurement once.
- 3) Perform a second repeated measurement only if the ratio of largest to smallest SAR for the original and first repeated measurements is > 1.20 or when the original or repeated measurement is ≥ 1.45 W/kg ($\sim 10\%$ from the 1-g SAR limit).
- 4) Perform a third repeated measurement only if the original, first or second repeated measurement is ≥ 1.5 W/kg and the ratio of largest to smallest SAR for the original, first and second repeated measurements is > 1.20

17 Measurement Uncertainty

17.1 Measurement Uncertainty for Normal SAR Tests (300MHz~3GHz)

No.	Error Description	Type	Uncertainty value	Probably Distribution	Div.	(Ci) 1g	(Ci) 10g	Std. Unc. (1g)	Std. Unc. (10g)	Degree of freedom
Measurement system										
1	Probe calibration	B	6.0	N	1	1	1	6.0	6.0	∞
2	Isotropy	B	4.7	R	$\sqrt{3}$	0.7	0.7	1.9	1.9	∞
3	Boundary effect	B	1.0	R	$\sqrt{3}$	1	1	0.6	0.6	∞
4	Linearity	B	4.7	R	$\sqrt{3}$	1	1	2.7	2.7	∞
5	Detection limit	B	1.0	N	1	1	1	0.6	0.6	∞
6	Readout electronics	B	0.3	R	$\sqrt{3}$	1	1	0.3	0.3	∞
7	Response time	B	0.8	R	$\sqrt{3}$	1	1	0.5	0.5	∞
8	Integration time	B	2.6	R	$\sqrt{3}$	1	1	1.5	1.5	∞
9	RF ambient conditions-noise	B	0	R	$\sqrt{3}$	1	1	0	0	∞
10	RFambient conditions-reflection	B	0	R	$\sqrt{3}$	1	1	0	0	∞
11	Probe positioned mech. restrictions	B	0.4	R	$\sqrt{3}$	1	1	0.2	0.2	∞
12	Probe positioning with respect to phantom shell	B	2.9	R	$\sqrt{3}$	1	1	1.7	1.7	∞
13	Post-processing	B	1.0	R	$\sqrt{3}$	1	1	0.6	0.6	∞
Test sample related										
14	Test sample positioning	A	3.3	N	1	1	1	3.3	3.3	71
15	Device holder uncertainty	A	3.4	N	1	1	1	3.4	3.4	5
16	Drift of output power	B	5.0	R	$\sqrt{3}$	1	1	2.9	2.9	∞
Phantom and set-up										
17	Phantom uncertainty	B	4.0	R	$\sqrt{3}$	1	1	2.3	2.3	∞
18	Liquid conductivity (target)	B	5.0	R	$\sqrt{3}$	0.64	0.43	1.8	1.2	∞
19	Liquid conductivity (meas.)	A	2.06	N	1	0.64	0.43	1.32	0.89	43
20	Liquid permittivity (target)	B	5.0	R	$\sqrt{3}$	0.6	0.49	1.7	1.4	∞
21	Liquid permittivity (meas.)	A	1.6	N	1	0.6	0.49	1.0	0.8	521

Combined standard uncertainty	$u_c = \sqrt{\sum_{i=1}^{21} c_i^2 u_i^2}$							9.55	9.43	257
Expanded uncertainty (confidence interval of 95 %)	$u_e = 2u_c$							19.1	18.9	

17.2 Measurement Uncertainty for Normal SAR Tests (3~6GHz)

No.	Error Description	Type	Uncertainty value	Probably Distribution	Div.	(Ci) 1g	(Ci) 10g	Std. Unc. (1g)	Std. Unc. (10g)	Degree of freedom
Measurement system										
1	Probe calibration	B	6.55	N	1	1	1	6.55	6.55	∞
2	Isotropy	B	4.7	R	$\sqrt{3}$	0.7	0.7	1.9	1.9	∞
3	Boundary effect	B	2.0	R	$\sqrt{3}$	1	1	1.2	1.2	∞
4	Linearity	B	4.7	R	$\sqrt{3}$	1	1	2.7	2.7	∞
5	Detection limit	B	1.0	R	$\sqrt{3}$	1	1	0.6	0.6	∞
6	Readout electronics	B	0.3	R	$\sqrt{3}$	1	1	0.3	0.3	∞
7	Response time	B	0.8	R	$\sqrt{3}$	1	1	0.5	0.5	∞
8	Integration time	B	2.6	R	$\sqrt{3}$	1	1	1.5	1.5	∞
9	RF ambient conditions-noise	B	0	R	$\sqrt{3}$	1	1	0	0	∞
10	RFambient conditions-reflection	B	0	R	$\sqrt{3}$	1	1	0	0	∞
11	Probe positioned mech. restrictions	B	0.8	R	$\sqrt{3}$	1	1	0.5	0.5	∞
12	Probe positioning with respect to phantom shell	B	6.7	R	$\sqrt{3}$	1	1	3.9	3.9	∞
13	Post-processing	B	4.0	R	$\sqrt{3}$	1	1	2.3	2.3	∞
Test sample related										
14	Test sample positioning	A	3.3	N	1	1	1	3.3	3.3	71
15	Device holder uncertainty	A	3.4	N	1	1	1	3.4	3.4	5
16	Drift of output power	B	5.0	R	$\sqrt{3}$	1	1	2.9	2.9	∞
Phantom and set-up										
17	Phantom uncertainty	B	4.0	R	$\sqrt{3}$	1	1	2.3	2.3	∞
18	Liquid conductivity (target)	B	5.0	R	$\sqrt{3}$	0.64	0.43	1.8	1.2	∞
19	Liquid conductivity (meas.)	A	2.06	N	1	0.64	0.43	1.32	0.89	43
20	Liquid permittivity (target)	B	5.0	R	$\sqrt{3}$	0.6	0.49	1.7	1.4	∞

21	Liquid permittivity (meas.)	A	1.6	N	1	0.6	0.49	1.0	0.8	521
Combined standard uncertainty		$u_c = \sqrt{\sum_{i=1}^{21} c_i^2 u_i^2}$						10.7	10.6	257
Expanded uncertainty (confidence interval of 95 %)		$u_e = 2u_c$						21.4	21.1	

17.3 Measurement Uncertainty for Fast SAR Tests (300MHz~3GHz)

No.	Error Description	Type	Uncertainty value	Probably Distribution	Div.	(Ci) 1g	(Ci) 10g	Std. Unc. (1g)	Std. Unc. (10g)	Degree of freedom
Measurement system										
1	Probe calibration	B	6.0	N	1	1	1	6.0	6.0	∞
2	Isotropy	B	4.7	R	$\sqrt{3}$	0.7	0.7	1.9	1.9	∞
3	Boundary effect	B	1.0	R	$\sqrt{3}$	1	1	0.6	0.6	∞
4	Linearity	B	4.7	R	$\sqrt{3}$	1	1	2.7	2.7	∞
5	Detection limit	B	1.0	R	$\sqrt{3}$	1	1	0.6	0.6	∞
6	Readout electronics	B	0.3	R	$\sqrt{3}$	1	1	0.3	0.3	∞
7	Response time	B	0.8	R	$\sqrt{3}$	1	1	0.5	0.5	∞
8	Integration time	B	2.6	R	$\sqrt{3}$	1	1	1.5	1.5	∞
9	RF ambient conditions-noise	B	0	R	$\sqrt{3}$	1	1	0	0	∞
10	RFambient conditions-reflection	B	0	R	$\sqrt{3}$	1	1	0	0	∞
11	Probe positioned mech. Restrictions	B	0.4	R	$\sqrt{3}$	1	1	0.2	0.2	∞
12	Probe positioning with respect to phantom shell	B	2.9	R	$\sqrt{3}$	1	1	1.7	1.7	∞
13	Post-processing	B	1.0	R	$\sqrt{3}$	1	1	0.6	0.6	∞
14	Fast SAR z-Approximation	B	7.0	R	$\sqrt{3}$	1	1	4.0	4.0	∞
Test sample related										
15	Test sample positioning	A	3.3	N	1	1	1	3.3	3.3	71
16	Device holder uncertainty	A	3.4	N	1	1	1	3.4	3.4	5
17	Drift of output power	B	5.0	R	$\sqrt{3}$	1	1	2.9	2.9	∞
Phantom and set-up										
18	Phantom uncertainty	B	4.0	R	$\sqrt{3}$	1	1	2.3	2.3	∞
19	Liquid conductivity (target)	B	5.0	R	$\sqrt{3}$	0.64	0.43	1.8	1.2	∞

20	Liquid conductivity (meas.)	A	2.06	N	1	0.64	0.43	1.32	0.89	43
21	Liquid permittivity (target)	B	5.0	R	$\sqrt{3}$	0.6	0.49	1.7	1.4	∞
22	Liquid permittivity (meas.)	A	1.6	N	1	0.6	0.49	1.0	0.8	521
Combined standard uncertainty		$u_c = \sqrt{\sum_{i=1}^{22} c_i^2 u_i^2}$						10.4	10.3	257
Expanded uncertainty (confidence interval of 95 %)		$u_e = 2u_c$						20.8	20.6	

17.4 Measurement Uncertainty for Fast SAR Tests (3~6GHz)

No.	Error Description	Type	Uncertainty value	Probably Distribution	Div.	(Ci) 1g	(Ci) 10g	Std. Unc. (1g)	Std. Unc. (10g)	Degree of freedom
Measurement system										
1	Probe calibration	B	6.55	N	1	1	1	6.55	6.55	∞
2	Isotropy	B	4.7	R	$\sqrt{3}$	0.7	0.7	1.9	1.9	∞
3	Boundary effect	B	2.0	R	$\sqrt{3}$	1	1	1.2	1.2	∞
4	Linearity	B	4.7	R	$\sqrt{3}$	1	1	2.7	2.7	∞
5	Detection limit	B	1.0	R	$\sqrt{3}$	1	1	0.6	0.6	∞
6	Readout electronics	B	0.3	R	$\sqrt{3}$	1	1	0.3	0.3	∞
7	Response time	B	0.8	R	$\sqrt{3}$	1	1	0.5	0.5	∞
8	Integration time	B	2.6	R	$\sqrt{3}$	1	1	1.5	1.5	∞
9	RF ambient conditions-noise	B	0	R	$\sqrt{3}$	1	1	0	0	∞
10	RFambient conditions-reflection	B	0	R	$\sqrt{3}$	1	1	0	0	∞
11	Probe positioned mech. Restrictions	B	0.8	R	$\sqrt{3}$	1	1	0.5	0.5	∞
12	Probe positioning with respect to phantom shell	B	6.7	R	$\sqrt{3}$	1	1	3.9	3.9	∞
13	Post-processing	B	1.0	R	$\sqrt{3}$	1	1	0.6	0.6	∞
14	Fast SAR z-Approximation	B	14.0	R	$\sqrt{3}$	1	1	8.1	8.1	∞
Test sample related										
15	Test sample positioning	A	3.3	N	1	1	1	3.3	3.3	71
16	Device holder uncertainty	A	3.4	N	1	1	1	3.4	3.4	5

17	Drift of output power	B	5.0	R	$\sqrt{3}$	1	1	2.9	2.9	∞
Phantom and set-up										
18	Phantom uncertainty	B	4.0	R	$\sqrt{3}$	1	1	2.3	2.3	∞
19	Liquid conductivity (target)	B	5.0	R	$\sqrt{3}$	0.64	0.43	1.8	1.2	∞
20	Liquid conductivity (meas.)	A	2.06	N	1	0.64	0.43	1.32	0.89	43
21	Liquid permittivity (target)	B	5.0	R	$\sqrt{3}$	0.6	0.49	1.7	1.4	∞
22	Liquid permittivity (meas.)	A	1.6	N	1	0.6	0.49	1.0	0.8	521
Combined standard uncertainty		$u_c = \sqrt{\sum_{i=1}^{22} c_i^2 u_i^2}$						13.5	13.4	257
Expanded uncertainty (confidence interval of 95 %)		$u_e = 2u_c$						27.0	26.8	

18 MAIN TEST INSTRUMENTS

Table 18.1: List of Main Instruments

No.	Name	Type	Serial Number	Calibration Date	Valid Period
01	Network analyzer	E5071C	MY46110673	January 4, 2022	One year
02	Power sensor	NRP110T	101139	January 13, 2022	One year
03	Power sensor	NRP110T	101159		
04	Signal Generator	E4438C	MY49071430	January 13, 2022	One Year
05	Amplifier	60S1G4	0331848	No Calibration Requested	
06	BTS	CMW500	159890	January 24, 2022	One year
07	BTS	CMW500	129942	February 14 2022	One year
08	DAE	SPEAG DAE4	777	January 07, 2022	One year
09	E-field Probe	SPEAG EX3DV4	7600	December 29, 2021	One year
10	Dipole Validation Kit	SPEAG D835V2	4d069	July 12,,2021	One year
11	Dipole Validation Kit	SPEAG D1900V2	5d101	July 15,2021	One year
12	Dipole Validation Kit	SPEAG D2450V2	853	July 26,2021	One year
13	Dipole Validation Kit	SPEAG D2600V2	1012	July 26,2021	One year
14	Dipole Validation Kit	SPEAG D5GHzV2	1060	June 22,2021	One year

END OF REPORT BODY



Appendixes

Refer to separated files for the following appendixes

ANNEX A Graph Results

ANNEX B System Verification Results

ANNEX C SAR Measurement Setup

ANNEX D Position of the wireless device in relation to the phantom

ANNEX E Equivalent Media Recipes

ANNEX F System Validation

ANNEX G Probe Calibration Certificate

ANNEX H Dipole Calibration Certificate

ANNEX I Accreditation Certificate