

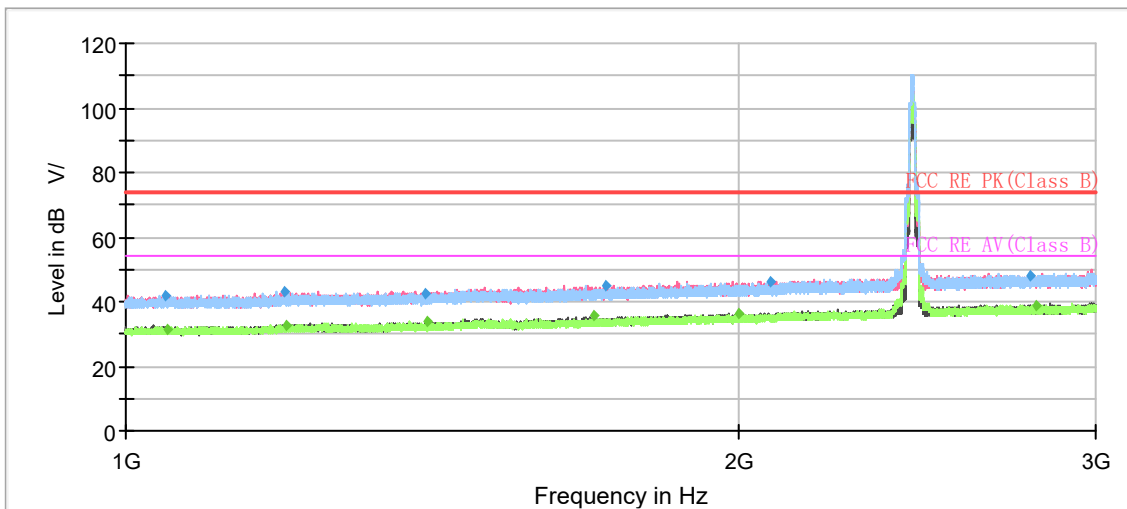
Radiates Emission from 3GHz to 18GHz

Frequency (MHz)	MaxPeak (dB $\mu$ V/m)	Average (dB $\mu$ V/m)	Limit (dB $\mu$ V/m)	Margin (dB)	Height (cm)	Pol	Azimuth (deg)	Corr. (dB/m)
3216.000000	---	39.51	54.00	14.49	100.0	H	309.0	-8
3216.000000	42.95	---	74.00	31.05	200.0	H	307.0	-8
3985.000000	44.01	---	74.00	29.99	200.0	V	251.0	-4
4020.500000	---	32.11	54.00	21.89	200.0	V	344.0	-4
5179.500000	---	33.21	54.00	20.79	200.0	H	323.0	-1
5327.000000	43.42	---	74.00	30.58	200.0	H	220.0	-1
6801.000000	---	34.00	54.00	20.00	200.0	H	189.0	0
6913.500000	43.94	---	74.00	30.06	200.0	H	58.0	1
8583.000000	46.12	---	74.00	27.88	100.0	V	208.0	4
9848.000000	---	35.95	54.00	18.05	200.0	V	171.0	4
13254.000000	48.73	---	74.00	25.27	200.0	V	227.0	9
13348.500000	---	38.91	54.00	15.09	200.0	H	58.0	9

Remark: 1. Correction Factor = Antenna factor+ Insertion loss (cable loss + amplifier gain)



802.11b CH6

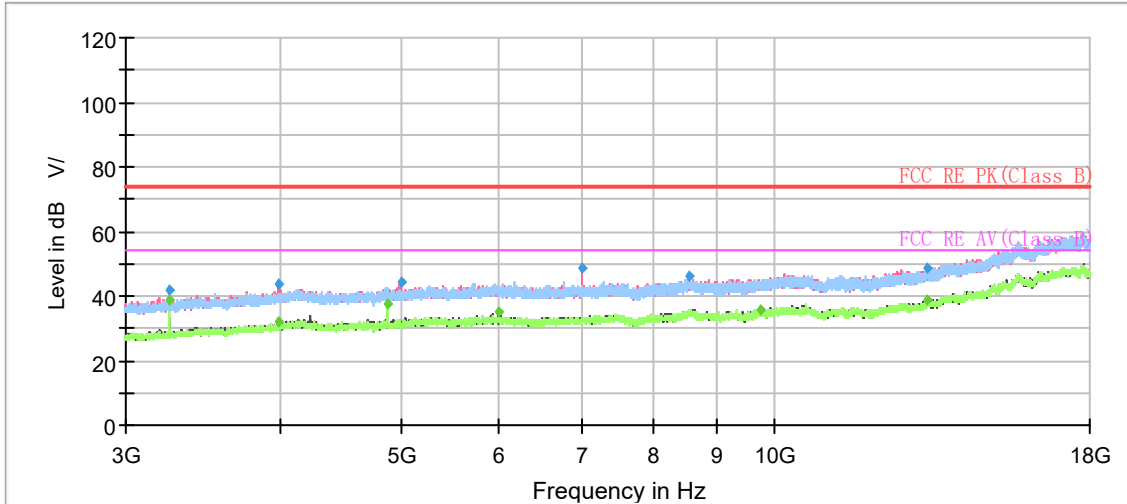


Note: The signal beyond the limit is carrier.

Radiates Emission from 1GHz to 3GHz

Frequency (MHz)	MaxPeak (dB $\mu$ V/m)	Average (dB $\mu$ V/m)	Limit (dB $\mu$ V/m)	Margin (dB)	Height (cm)	Pol	Azimuth (deg)	Corr. (dB/m)
1046.666667	41.72	---	74.00	32.28	200.0	V	270.0	-9
1048.200000	---	31.66	54.00	22.34	200.0	V	233.0	-9
1196.533333	42.99	---	74.00	31.01	200.0	V	175.0	-8
1200.533333	---	32.85	54.00	21.15	200.0	H	0.0	-8
1403.066667	42.65	---	74.00	31.35	100.0	V	317.0	-6
1405.866667	---	33.71	54.00	20.29	100.0	V	264.0	-6
1700.333333	---	35.39	54.00	18.61	100.0	V	349.0	-5
1723.600000	45.12	---	74.00	28.88	100.0	V	287.0	-4
2002.866667	---	36.24	54.00	17.76	100.0	V	272.0	-3
2075.400000	46.29	---	74.00	27.71	200.0	H	10.0	-3
2787.600000	48.25	---	74.00	25.75	100.0	V	272.0	1
2805.333333	---	38.61	54.00	15.39	100.0	V	287.0	1

Remark: 1. Correction Factor = Antenna factor+ Insertion loss (cable loss + amplifier gain)



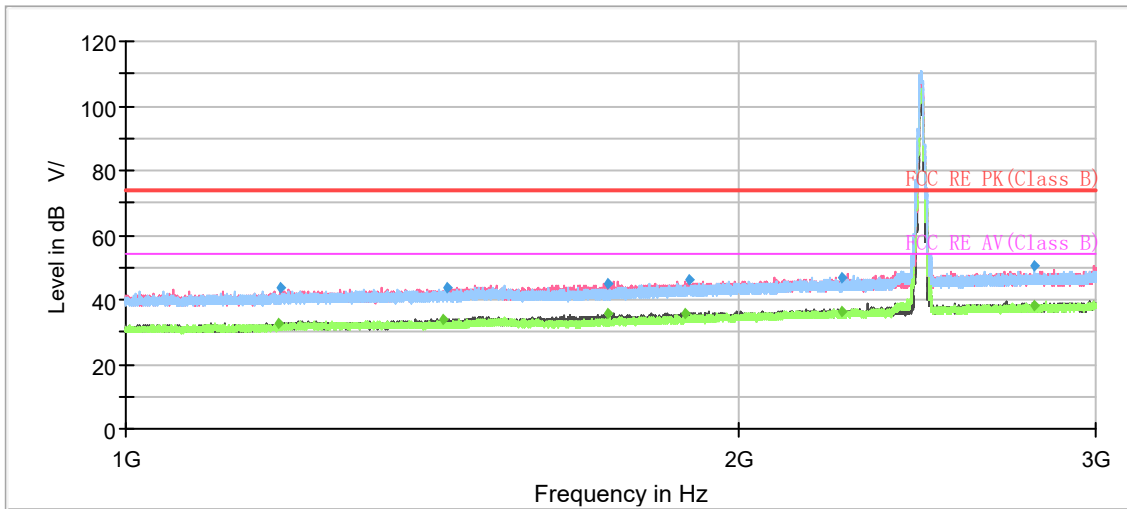
Radiates Emission from 3GHz to 18GHz

Frequency (MHz)	MaxPeak (dB $\mu$ V/m)	Average (dB $\mu$ V/m)	Limit (dB $\mu$ V/m)	Margin (dB)	Height (cm)	Pol	Azimuth (deg)	Corr. (dB/m)
3249.000000	---	38.79	54.00	15.21	100.0	H	261.0	-7
3249.500000	41.97	---	74.00	32.03	100.0	H	269.0	-7
3991.500000	43.85	---	74.00	30.15	200.0	V	235.0	-4
3992.000000	---	32.20	54.00	21.80	200.0	V	138.0	-4
4874.000000	---	37.52	54.00	16.48	100.0	H	301.0	-2
4999.000000	44.05	---	74.00	29.95	200.0	V	105.0	-1
5999.500000	---	34.85	54.00	19.15	100.0	V	89.0	0
6994.000000	48.67	---	74.00	25.33	100.0	V	339.0	1
8546.500000	45.94	---	74.00	28.06	100.0	V	300.0	4
9751.000000	---	35.76	54.00	18.24	200.0	V	123.0	4
13299.000000	---	38.81	54.00	15.19	200.0	H	250.0	9
13327.500000	48.75	---	74.00	25.25	200.0	H	250.0	9

Remark: 1. Correction Factor = Antenna factor+ Insertion loss (cable loss + amplifier gain)



## 802.11b CH11

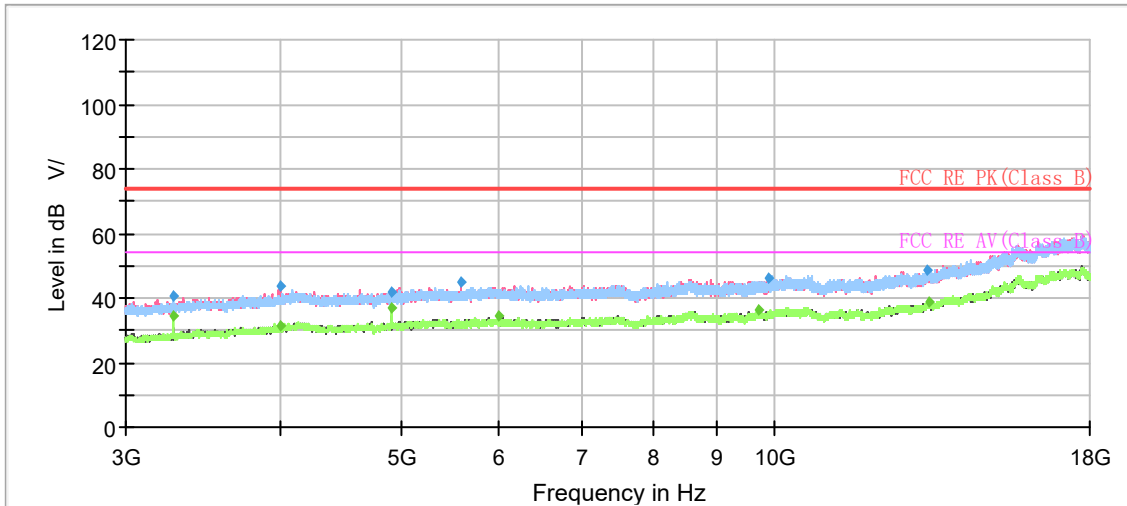


Note: The signal beyond the limit is carrier.

Radiates Emission from 1GHz to 3GHz

Frequency (MHz)	MaxPeak (dB $\mu$ V/m)	Average (dB $\mu$ V/m)	Limit (dB $\mu$ V/m)	Margin (dB)	Height (cm)	Pol	Azimuth (deg)	Corr. (dB/m)
1190.066667	---	32.87	54.00	21.13	100.0	V	358.0	-8
1192.533333	43.68	---	74.00	30.32	100.0	V	321.0	-8
1434.000000	---	33.72	54.00	20.28	100.0	V	0.0	-6
1438.733333	43.43	---	74.00	30.57	200.0	V	149.0	-6
1724.533333	45.04	---	74.00	28.96	100.0	V	200.0	-4
1725.000000	---	35.41	54.00	18.59	100.0	V	306.0	-4
1884.133333	---	35.41	54.00	18.59	100.0	V	321.0	-4
1894.266667	46.20	---	74.00	27.80	100.0	V	299.0	-4
2249.933333	---	36.38	54.00	17.62	100.0	H	68.0	-2
2252.666667	47.03	---	74.00	26.97	100.0	V	239.0	-2
2797.533333	50.54	---	74.00	23.46	200.0	H	5.0	1
2800.466667	---	38.30	54.00	15.70	100.0	V	269.0	1

Remark: 1. Correction Factor = Antenna factor+ Insertion loss (cable loss + amplifier gain)



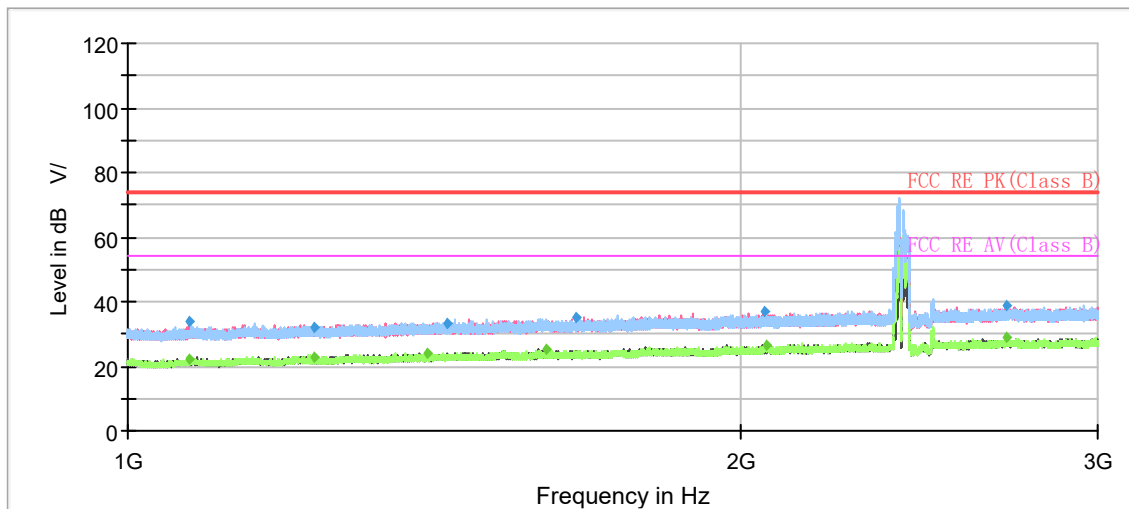
Radiates Emission from 3GHz to 18GHz

Frequency (MHz)	MaxPeak (dB $\mu$ V/m)	Average (dB $\mu$ V/m)	Limit (dB $\mu$ V/m)	Margin (dB)	Height (cm)	Pol	Azimuth (deg)	Corr. (dB/m)
3282.000000	40.43	---	74.00	33.57	200.0	H	316.0	-7
3282.500000	---	34.72	54.00	19.28	200.0	H	300.0	-7
3995.500000	43.45	---	74.00	30.55	200.0	V	133.0	-4
4003.500000	---	31.37	54.00	22.63	100.0	H	14.0	-4
4921.500000	41.88	---	74.00	32.12	100.0	H	212.0	-2
4924.000000	---	36.71	54.00	17.29	200.0	H	300.0	-2
5593.500000	45.19	---	74.00	28.81	100.0	V	298.0	0
6002.500000	---	34.50	54.00	19.50	200.0	V	157.0	0
9715.000000	---	36.03	54.00	17.97	200.0	H	308.0	4
9888.000000	45.97	---	74.00	28.03	100.0	V	283.0	4
13318.000000	48.76	---	74.00	25.24	200.0	V	0.0	9
13333.500000	---	38.66	54.00	15.34	100.0	V	322.0	9

Remark: 1. Correction Factor = Antenna factor+ Insertion loss (cable loss + amplifier gain)



## 802.11g CH1

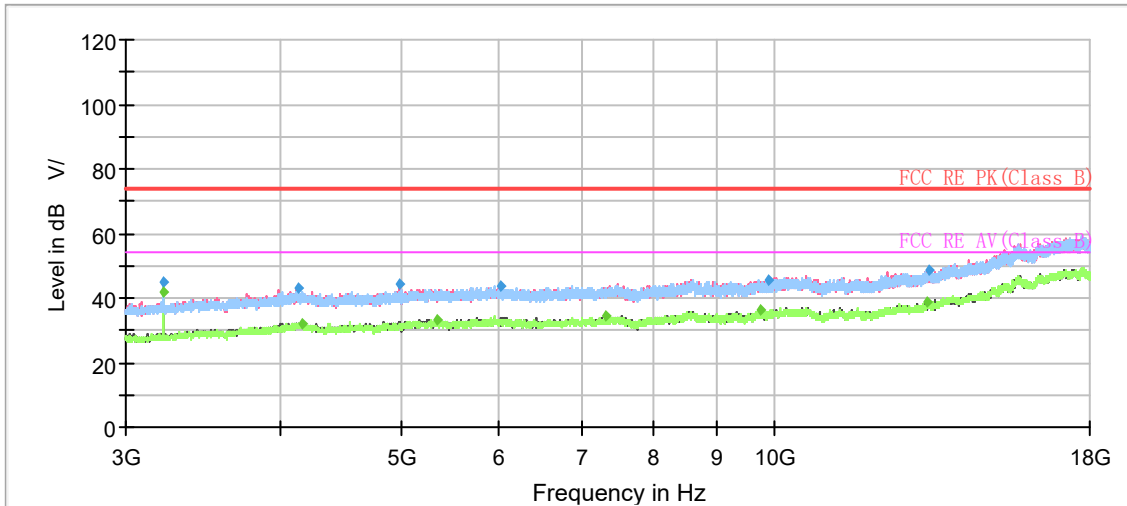


Note: The signal beyond the limit is carrier.

Radiates Emission from 1GHz to 3GHz

Frequency (MHz)	MaxPeak (dB $\mu$ V/m)	Average (dB $\mu$ V/m)	Limit (dB $\mu$ V/m)	Margin (dB)	Height (cm)	Pol	Azimuth (deg)	Corr. (dB/m)
1071.600000	33.75	---	74.00	40.25	100.0	V	96.0	-18
1071.733333	---	21.92	54.00	32.08	200.0	H	154.0	-18
1234.666667	---	22.48	54.00	31.52	100.0	V	9.0	-17
1234.800000	32.23	---	74.00	41.77	200.0	H	216.0	-17
1402.800000	---	23.90	54.00	30.10	100.0	V	184.0	-16
1435.133333	33.47	---	74.00	40.53	200.0	V	188.0	-16
1606.333333	---	25.37	54.00	28.63	200.0	H	253.0	-15
1662.066667	35.23	---	74.00	38.77	100.0	V	24.0	-15
2056.666667	36.72	---	74.00	37.28	200.0	H	95.0	-13
2059.666667	---	26.22	54.00	27.78	200.0	H	117.0	-13
2706.466667	---	29.06	54.00	24.94	200.0	V	260.0	-9
2707.800000	39.01	---	74.00	34.99	100.0	H	256.0	-9

Remark: 1. Correction Factor = Antenna factor+ Insertion loss (cable loss + amplifier gain)



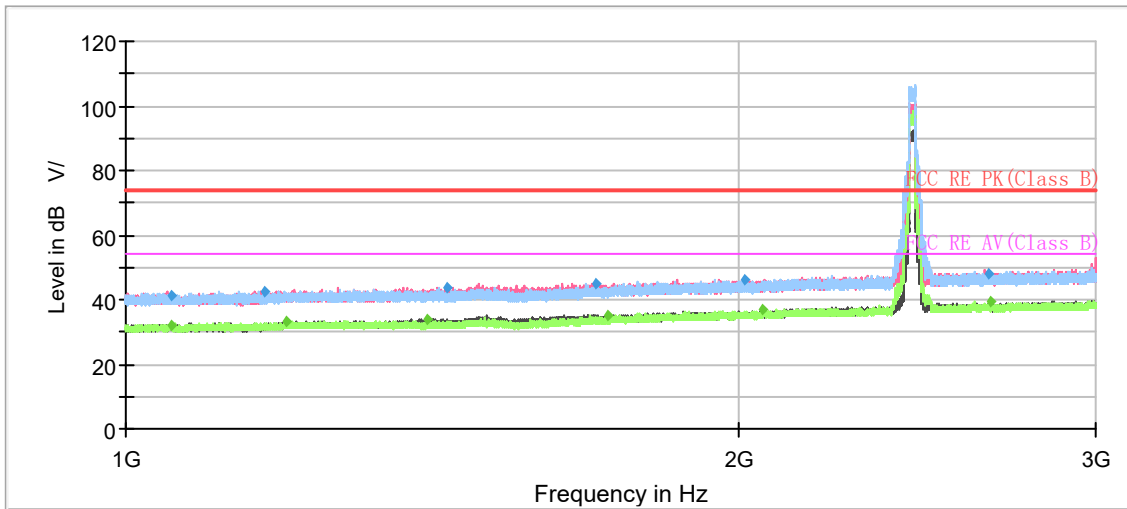
Radiates Emission from 3GHz to 18GHz

Frequency (MHz)	MaxPeak (dB $\mu$ V/m)	Average (dB $\mu$ V/m)	Limit (dB $\mu$ V/m)	Margin (dB)	Height (cm)	Pol	Azimuth (deg)	Corr. (dB/m)
3216.000000	---	41.90	54.00	12.10	100.0	H	311.0	-8
3216.000000	44.80	---	74.00	29.20	100.0	H	311.0	-8
4138.000000	43.30	---	74.00	30.70	100.0	H	0.0	-3
4161.500000	---	32.03	54.00	21.97	100.0	V	289.0	-3
4983.500000	44.50	---	74.00	29.50	200.0	V	34.0	-1
5360.500000	---	33.16	54.00	20.84	200.0	H	224.0	-1
6024.500000	43.76	---	74.00	30.24	100.0	V	39.0	0
7332.000000	---	34.19	54.00	19.81	100.0	H	269.0	1
9754.000000	---	36.59	54.00	17.41	200.0	V	151.0	4
9900.000000	45.56	---	74.00	28.44	100.0	V	144.0	4
13324.500000	---	38.56	54.00	15.44	100.0	H	93.0	9
13351.500000	48.66	---	74.00	25.34	100.0	V	120.0	9

Remark: 1. Correction Factor = Antenna factor+ Insertion loss (cable loss + amplifier gain)



## 802.11g CH6



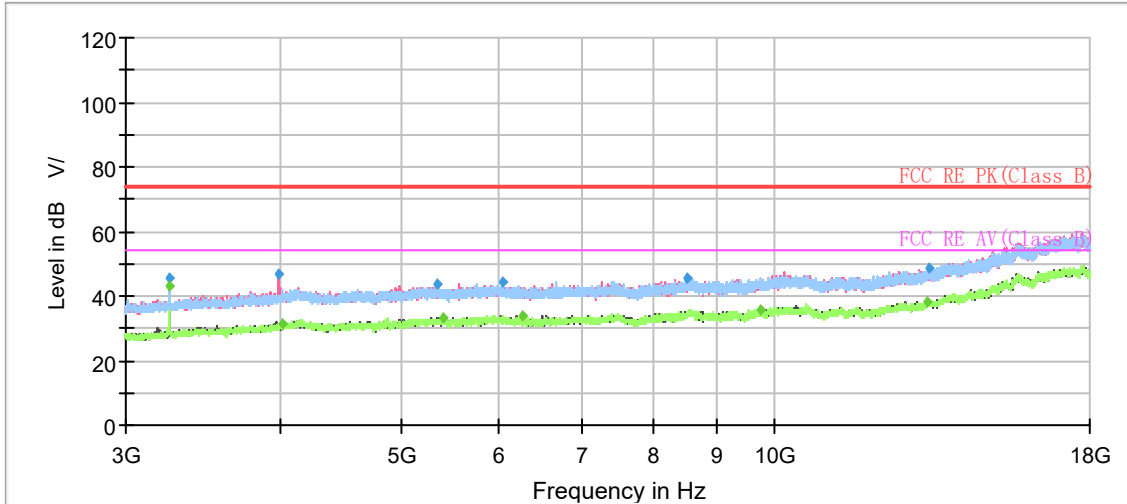
Note: The signal beyond the limit is carrier.

Radiates Emission from 1GHz to 3GHz

Frequency (MHz)	MaxPeak (dB $\mu$ V/m)	Average (dB $\mu$ V/m)	Limit (dB $\mu$ V/m)	Margin (dB)	Height (cm)	Pol	Azimuth (deg)	Corr. (dB/m)
1052.200000	41.13	---	74.00	32.87	100.0	H	0.0	-9
1052.666667	---	31.94	54.00	22.06	100.0	V	18.0	-9
1171.400000	42.54	---	74.00	31.46	100.0	H	352.0	-8
1198.600000	---	32.99	54.00	21.01	100.0	V	92.0	-8
1405.933333	---	34.00	54.00	20.00	100.0	V	55.0	-6
1438.333333	43.89	---	74.00	30.11	100.0	V	25.0	-6
1704.600000	45.02	---	74.00	28.98	100.0	V	70.0	-5
1724.600000	---	35.09	54.00	18.91	100.0	V	48.0	-4
2015.133333	46.16	---	74.00	27.84	200.0	V	166.0	-3
2055.800000	---	36.66	54.00	17.34	100.0	H	345.0	-3
2659.533333	47.93	---	74.00	26.07	200.0	V	328.0	0
2660.866667	---	39.52	54.00	14.48	200.0	V	313.0	0

Remark: 1. Correction Factor = Antenna factor+ Insertion loss (cable loss + amplifier gain)





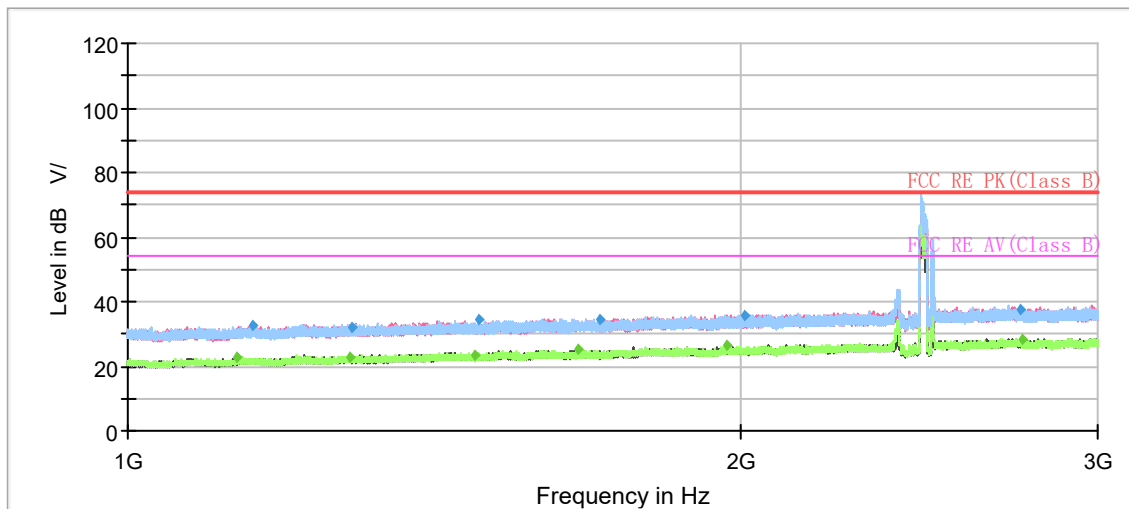
Radiates Emission from 3GHz to 18GHz

Frequency (MHz)	MaxPeak (dB $\mu$ V/m)	Average (dB $\mu$ V/m)	Limit (dB $\mu$ V/m)	Margin (dB)	Height (cm)	Pol	Azimuth (deg)	Corr. (dB/m)
3249.000000	45.49	---	74.00	28.51	100.0	H	312.0	-7
3249.000000	---	42.95	54.00	11.05	100.0	H	312.0	-7
3987.500000	46.69	---	74.00	27.31	200.0	V	167.0	-4
4018.500000	---	31.27	54.00	22.73	100.0	V	0.0	-4
5359.500000	43.48	---	74.00	30.52	200.0	V	151.0	-1
5409.000000	---	33.45	54.00	20.55	200.0	V	151.0	-1
6053.000000	44.52	---	74.00	29.48	200.0	V	109.0	0
6278.500000	---	33.97	54.00	20.03	100.0	H	33.0	0
8521.000000	45.60	---	74.00	28.40	100.0	H	41.0	4
9745.500000	---	35.99	54.00	18.01	200.0	V	125.0	4
13315.500000	---	38.46	54.00	15.54	200.0	V	221.0	9
13336.500000	48.63	---	74.00	25.37	200.0	V	312.0	9

Remark: 1. Correction Factor = Antenna factor+ Insertion loss (cable loss + amplifier gain)



## 802.11g CH11

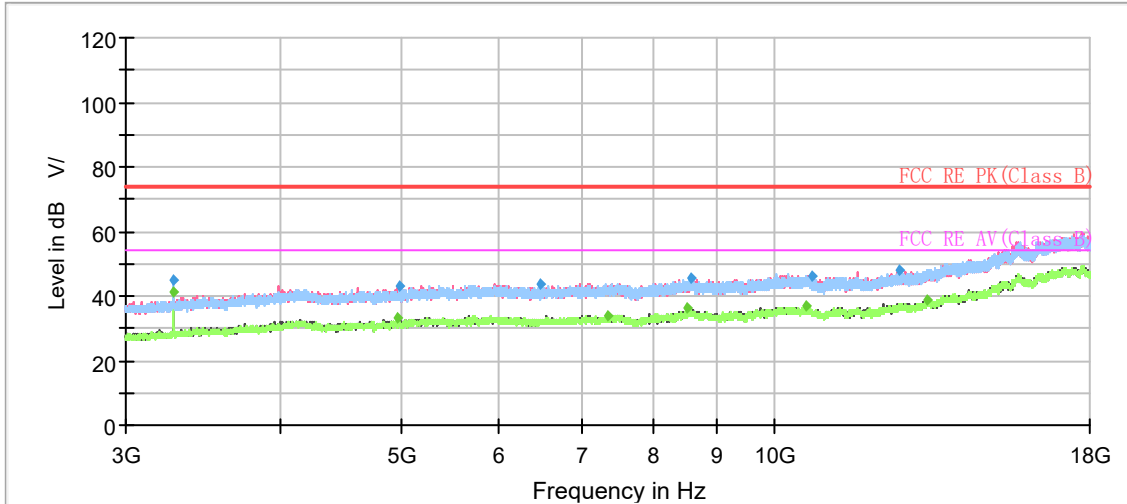


Note: The signal beyond the limit is carrier.

Radiates Emission from 1GHz to 3GHz

Frequency (MHz)	MaxPeak (dB $\mu$ V/m)	Average (dB $\mu$ V/m)	Limit (dB $\mu$ V/m)	Margin (dB)	Height (cm)	Pol	Azimuth (deg)	Corr. (dB/m)
1132.533333	---	22.52	54.00	31.48	200.0	H	169.0	-18
1153.333333	32.88	---	74.00	41.12	200.0	H	146.0	-18
1287.333333	---	22.90	54.00	31.10	200.0	H	315.0	-17
1288.600000	32.11	---	74.00	41.89	100.0	V	95.0	-17
1480.266667	---	23.36	54.00	30.64	100.0	V	0.0	-16
1489.533333	34.61	---	74.00	39.39	200.0	H	183.0	-16
1667.000000	---	24.94	54.00	29.06	200.0	V	156.0	-15
1705.466667	34.45	---	74.00	39.55	200.0	H	234.0	-15
1969.400000	---	26.40	54.00	27.60	200.0	H	212.0	-13
2013.333333	35.98	---	74.00	38.02	200.0	H	242.0	-13
2748.066667	37.62	---	74.00	36.38	100.0	V	274.0	-9
2751.533333	---	28.05	54.00	25.95	100.0	V	357.0	-9

Remark: 1. Correction Factor = Antenna factor+ Insertion loss (cable loss + amplifier gain)



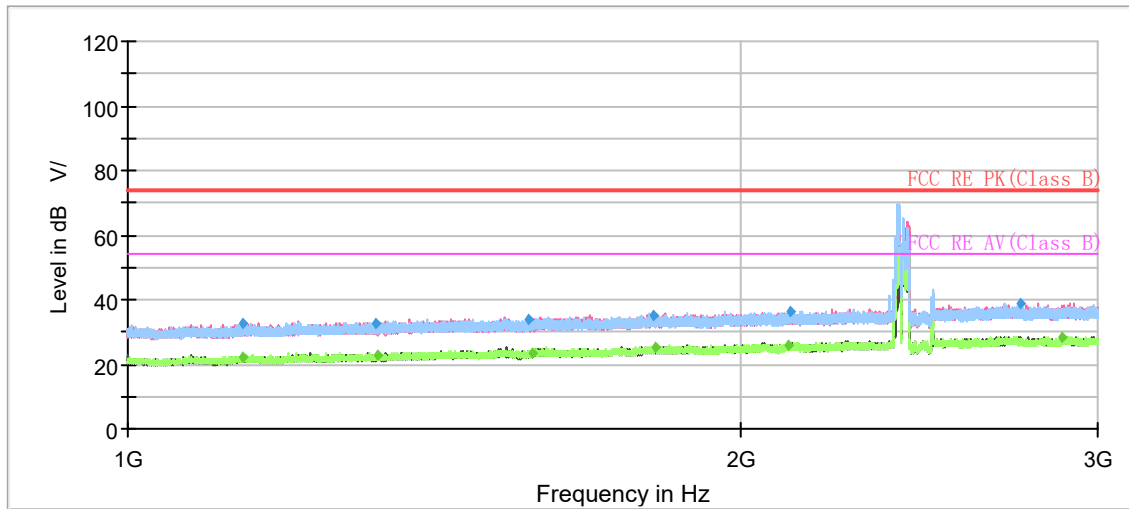
Radiates Emission from 3GHz to 18GHz

Frequency (MHz)	MaxPeak (dB $\mu$ V/m)	Average (dB $\mu$ V/m)	Limit (dB $\mu$ V/m)	Margin (dB)	Height (cm)	Pol	Azimuth (deg)	Corr. (dB/m)
3282.500000	---	41.50	54.00	12.50	100.0	H	311.0	-7
3282.500000	45.04	---	74.00	28.96	100.0	H	311.0	-7
4978.000000	---	33.25	54.00	20.75	200.0	V	106.0	-1
4984.500000	43.23	---	74.00	30.77	200.0	V	130.0	-1
6475.000000	43.79	---	74.00	30.21	200.0	H	285.0	0
7336.500000	---	33.86	54.00	20.14	200.0	H	91.0	1
8527.000000	---	36.18	54.00	17.82	200.0	V	170.0	4
8574.500000	45.37	---	74.00	28.63	200.0	H	325.0	4
10629.500000	---	36.67	54.00	17.33	200.0	V	51.0	5
10726.500000	46.34	---	74.00	27.66	200.0	V	235.0	5
12624.500000	48.14	---	74.00	25.86	200.0	H	108.0	8
13327.000000	---	38.93	54.00	15.07	200.0	H	132.0	9

Remark: 1. Correction Factor = Antenna factor+ Insertion loss (cable loss + amplifier gain)



## 802.11n (HT20) CH1

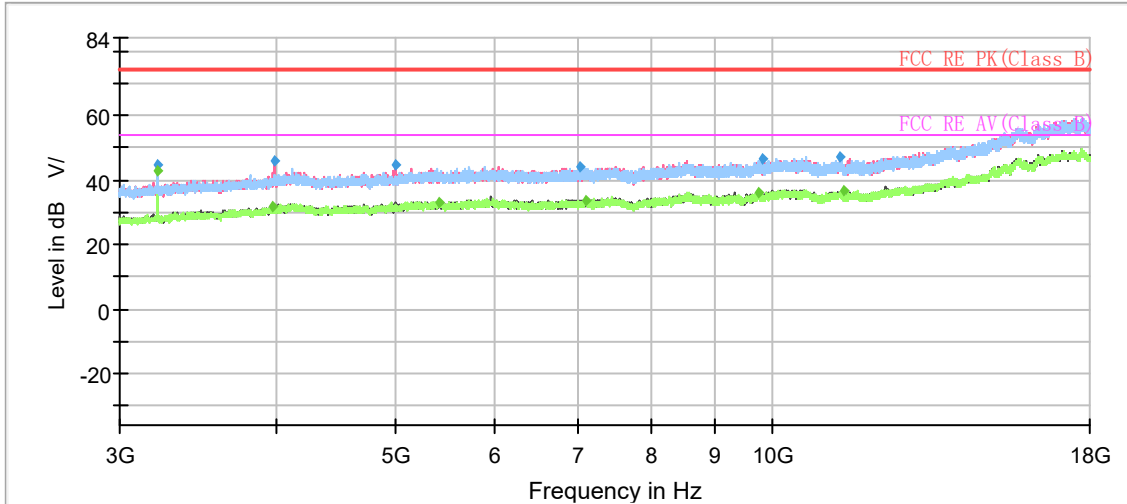


Note: The signal beyond the limit is carrier.

Radiates Emission from 1GHz to 3GHz

Frequency (MHz)	MaxPeak (dB $\mu$ V/m)	Average (dB $\mu$ V/m)	Limit (dB $\mu$ V/m)	Margin (dB)	Height (cm)	Pol	Azimuth (deg)	Corr. (dB/m)
1138.066667	---	22.13	54.00	31.87	100.0	V	196.0	-18
1139.333333	32.41	---	74.00	41.59	100.0	H	108.0	-18
1324.800000	32.67	---	74.00	41.33	200.0	H	0.0	-17
1327.733333	---	22.70	54.00	31.30	100.0	V	188.0	-17
1574.066667	33.58	---	74.00	40.42	100.0	V	232.0	-15
1580.600000	---	23.18	54.00	30.82	200.0	V	324.0	-15
1813.266667	34.86	---	74.00	39.14	200.0	H	273.0	-14
1816.600000	---	25.48	54.00	28.52	200.0	H	296.0	-14
2114.733333	---	26.08	54.00	27.92	100.0	V	204.0	-12
2120.066667	36.01	---	74.00	37.99	200.0	V	119.0	-12
2747.800000	38.60	---	74.00	35.40	100.0	V	328.0	-9
2880.400000	---	28.56	54.00	25.44	200.0	V	17.0	-9

Remark: 1. Correction Factor = Antenna factor+ Insertion loss (cable loss + amplifier gain)

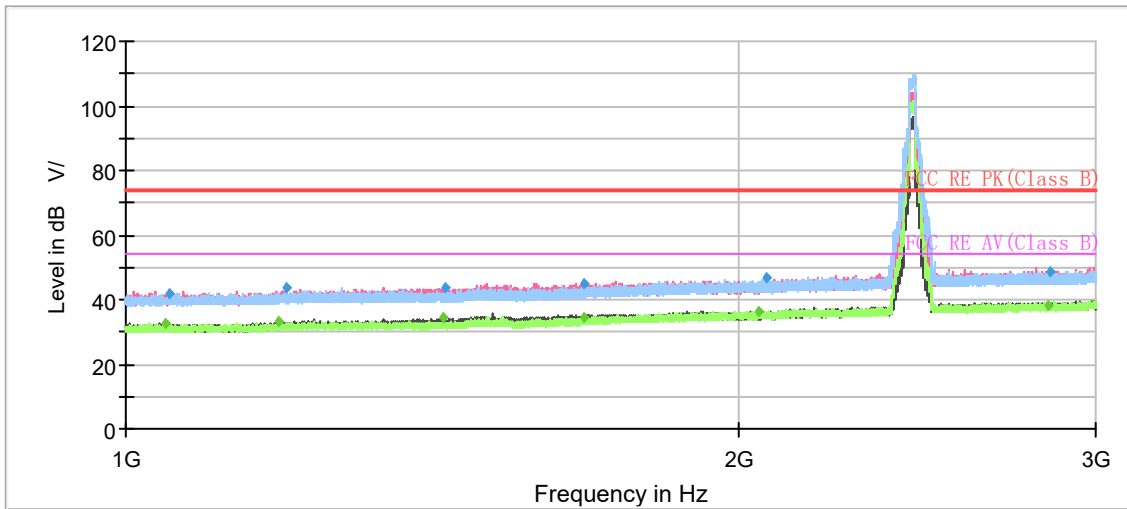


Radiates Emission from 3GHz to 18GHz

Frequency (MHz)	MaxPeak (dB $\mu$ V/m)	Average (dB $\mu$ V/m)	Limit (dB $\mu$ V/m)	Margin (dB)	Height (cm)	Pol	Azimuth (deg)	Corr. (dB/m)
3216.000000	---	42.47	54.00	11.53	100.0	H	221.0	-8
3216.000000	44.57	---	74.00	29.43	100.0	H	221.0	-8
3974.000000	---	31.91	54.00	22.09	100.0	V	81.0	-4
3998.500000	46.06	---	74.00	27.94	200.0	V	143.0	-4
4996.500000	44.44	---	74.00	29.56	200.0	V	101.0	-1
5417.000000	---	33.00	54.00	21.00	200.0	H	258.0	-1
7014.000000	43.71	---	74.00	30.29	200.0	V	158.0	1
7085.000000	---	33.84	54.00	20.16	200.0	V	0.0	1
9751.000000	---	36.07	54.00	17.93	200.0	H	218.0	4
9843.000000	46.38	---	74.00	27.62	100.0	H	6.0	4
11360.000000	46.93	---	74.00	27.07	200.0	V	0.0	6
11407.500000	---	36.53	54.00	17.47	200.0	H	83.0	6

Remark: 1. Correction Factor = Antenna factor+ Insertion loss (cable loss + amplifier gain)

802.11n (HT20) CH6

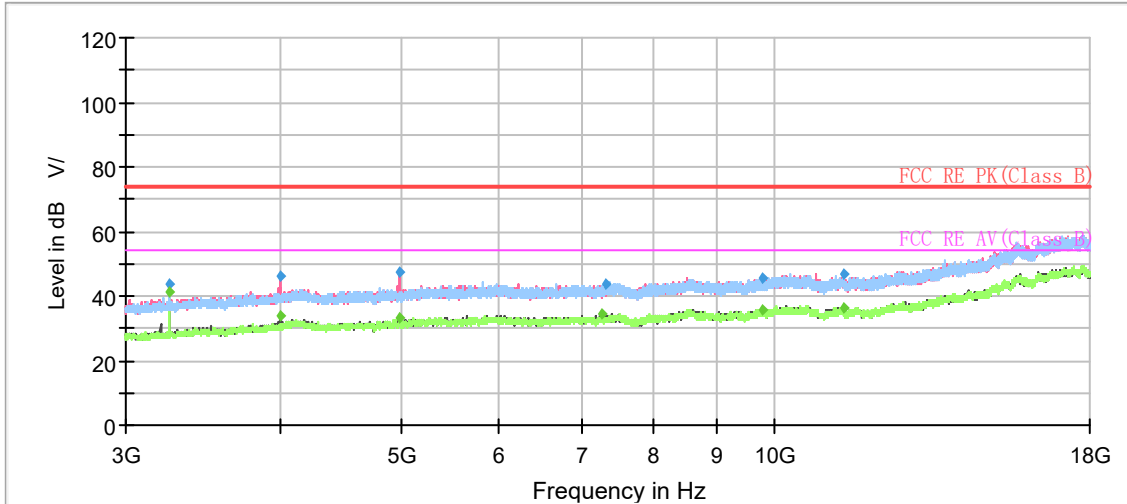


Note: The signal beyond the limit is carrier.

Radiates Emission from 1GHz to 3GHz

Frequency (MHz)	MaxPeak (dB $\mu$ V/m)	Average (dB $\mu$ V/m)	Limit (dB $\mu$ V/m)	Margin (dB)	Height (cm)	Pol	Azimuth (deg)	Corr. (dB/m)
1047.066667	---	32.46	54.00	21.54	200.0	V	318.0	-9
1051.200000	41.75	---	74.00	32.25	200.0	V	276.0	-9
1187.533333	---	32.93	54.00	21.07	200.0	V	348.0	-8
1199.000000	43.86	---	74.00	30.14	100.0	H	191.0	-8
1431.466667	---	34.32	54.00	19.68	200.0	V	261.0	-6
1435.866667	43.89	---	74.00	30.11	200.0	V	231.0	-6
1678.666667	---	34.42	54.00	19.58	200.0	V	111.0	-5
1679.200000	44.86	---	74.00	29.14	200.0	V	276.0	-5
2049.133333	---	36.54	54.00	17.46	100.0	H	121.0	-3
2066.866667	46.49	---	74.00	27.51	200.0	H	350.0	-3
2842.533333	---	38.36	54.00	15.64	200.0	V	209.0	1
2847.400000	48.43	---	74.00	25.57	200.0	V	103.0	1

Remark: 1. Correction Factor = Antenna factor+ Insertion loss (cable loss + amplifier gain)



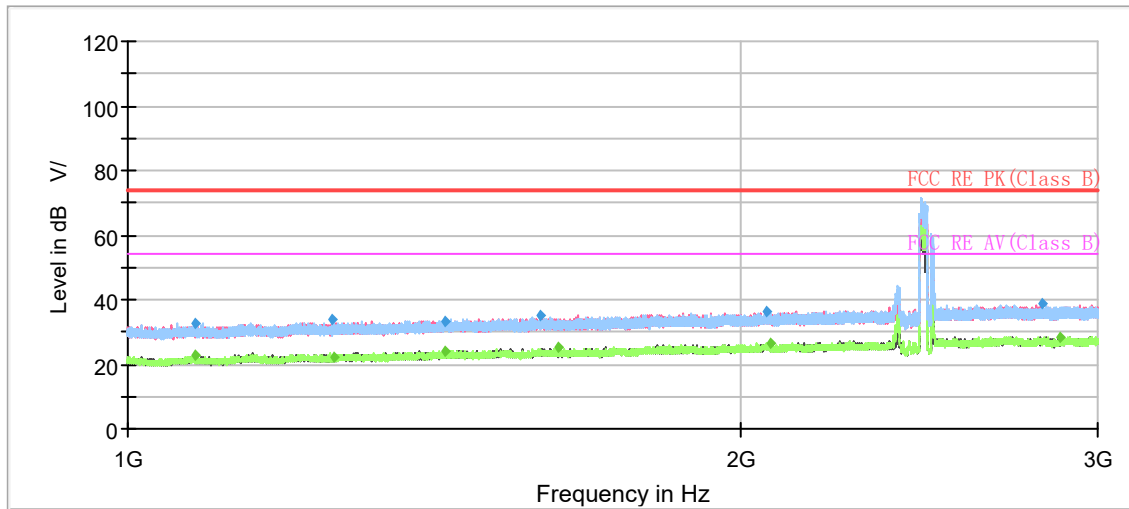
Radiates Emission from 3GHz to 18GHz

Frequency (MHz)	MaxPeak (dB $\mu$ V/m)	Average (dB $\mu$ V/m)	Limit (dB $\mu$ V/m)	Margin (dB)	Height (cm)	Pol	Azimuth (deg)	Corr. (dB/m)
3249.000000	43.85	---	74.00	30.15	100.0	H	295.0	-7
3249.000000	---	41.36	54.00	12.64	100.0	H	295.0	-7
3998.500000	46.10	---	74.00	27.90	200.0	V	140.0	-4
3998.500000	---	34.15	54.00	19.85	200.0	V	140.0	-4
4988.500000	47.49	---	74.00	26.51	200.0	V	38.0	-1
4998.000000	---	33.40	54.00	20.60	200.0	V	109.0	-1
7273.000000	---	34.29	54.00	19.71	100.0	V	344.0	1
7308.000000	43.54	---	74.00	30.46	200.0	V	69.0	1
9783.500000	45.43	---	74.00	28.57	200.0	V	93.0	4
9785.000000	---	35.68	54.00	18.32	200.0	H	15.0	4
11387.500000	46.57	---	74.00	27.43	200.0	H	116.0	6
11398.000000	---	36.45	54.00	17.55	200.0	H	229.0	6

Remark: 1. Correction Factor = Antenna factor+ Insertion loss (cable loss + amplifier gain)



802.11n (HT20) CH11



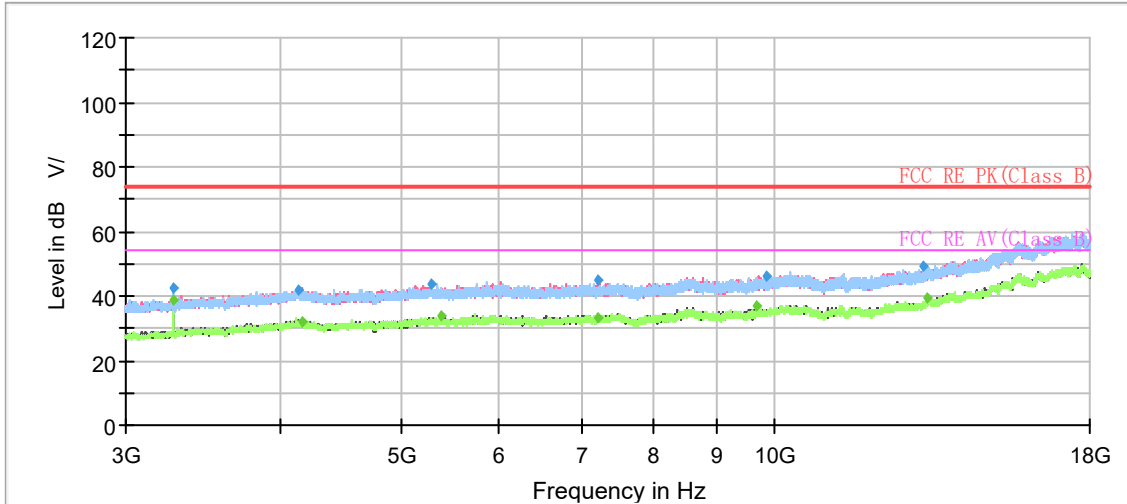
Note: The signal beyond the limit is carrier.

Radiates Emission from 1GHz to 3GHz

Frequency (MHz)	MaxPeak (dB $\mu$ V/m)	Average (dB $\mu$ V/m)	Limit (dB $\mu$ V/m)	Margin (dB)	Height (cm)	Pol	Azimuth (deg)	Corr. (dB/m)
1079.866667	---	22.57	54.00	31.43	200.0	V	316.0	-18
1080.466667	32.68	---	74.00	41.32	200.0	V	133.0	-18
1261.000000	33.83	---	74.00	40.17	100.0	V	300.0	-17
1264.466667	---	21.96	54.00	32.04	200.0	V	111.0	-17
1432.466667	33.13	---	74.00	40.87	200.0	H	114.0	-16
1433.266667	---	24.17	54.00	29.83	100.0	H	0.0	-16
1596.200000	34.88	---	74.00	39.12	100.0	H	3.0	-15
1626.466667	---	25.23	54.00	28.77	200.0	V	178.0	-15
2059.733333	36.12	---	74.00	37.88	200.0	H	237.0	-13
2070.066667	---	26.20	54.00	27.80	200.0	H	339.0	-13
2819.933333	38.73	---	74.00	35.27	200.0	H	237.0	-9
2874.866667	---	28.61	54.00	25.39	200.0	V	0.0	-9

Remark: 1. Correction Factor = Antenna factor+ Insertion loss (cable loss + amplifier gain)





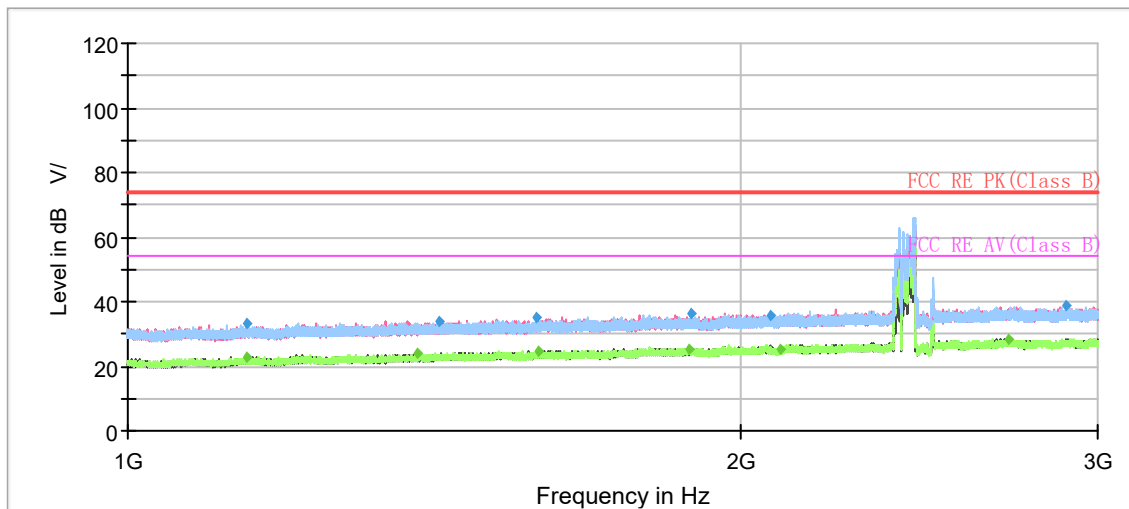
Radiates Emission from 3GHz to 18GHz

Frequency (MHz)	MaxPeak (dB $\mu$ V/m)	Average (dB $\mu$ V/m)	Limit (dB $\mu$ V/m)	Margin (dB)	Height (cm)	Pol	Azimuth (deg)	Corr. (dB/m)
3282.500000	---	38.69	54.00	15.31	200.0	H	254.0	-7
3282.500000	42.24	---	74.00	31.76	200.0	H	254.0	-7
4132.000000	42.10	---	74.00	31.90	100.0	V	243.0	-3
4165.500000	---	32.13	54.00	21.87	200.0	V	2.0	-3
5297.000000	43.55	---	74.00	30.45	100.0	V	132.0	-1
5389.000000	---	33.71	54.00	20.29	200.0	V	220.0	-1
7215.500000	---	33.16	54.00	20.84	100.0	V	39.0	1
7224.000000	44.67	---	74.00	29.33	100.0	V	354.0	1
9696.000000	---	36.64	54.00	17.36	200.0	H	325.0	4
9856.500000	45.91	---	74.00	28.09	200.0	H	74.0	4
13195.000000	49.05	---	74.00	24.95	200.0	H	270.0	9
13312.000000	---	39.59	54.00	14.41	200.0	V	2.0	9

Remark: 1. Correction Factor = Antenna factor+ Insertion loss (cable loss + amplifier gain)



802.11n (HT40) CH3

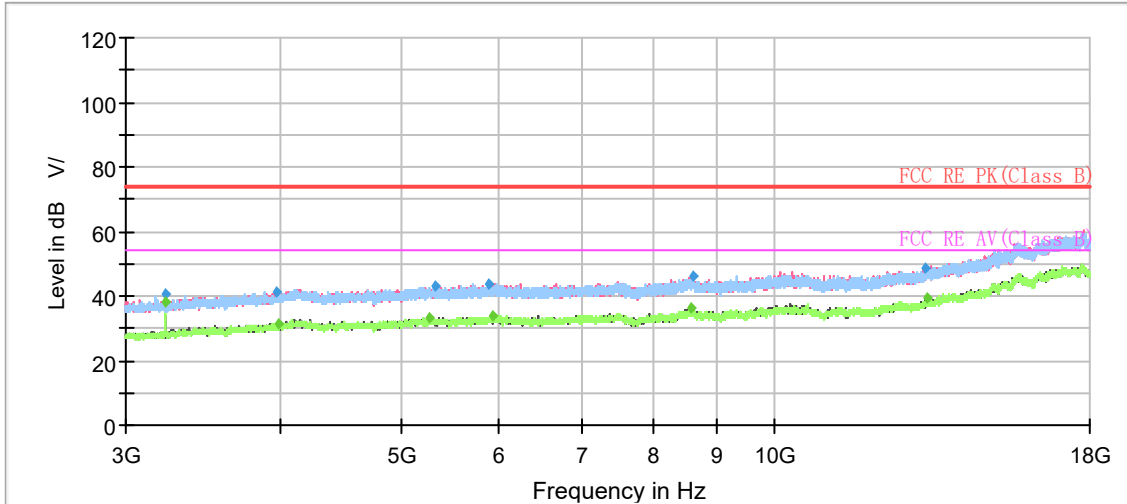


Note: The signal beyond the limit is carrier.

Radiates Emission from 1GHz to 3GHz

Frequency (MHz)	MaxPeak (dB $\mu$ V/m)	Average (dB $\mu$ V/m)	Limit (dB $\mu$ V/m)	Margin (dB)	Height (cm)	Pol	Azimuth (deg)	Corr. (dB/m)
1143.466667	---	22.91	54.00	31.09	200.0	V	160.0	-18
1144.066667	32.94	---	74.00	41.06	200.0	H	251.0	-18
1387.733333	---	24.19	54.00	29.81	200.0	V	285.0	-16
1424.066667	33.97	---	74.00	40.03	100.0	H	116.0	-16
1587.466667	35.14	---	74.00	38.86	200.0	V	20.0	-15
1591.000000	---	24.39	54.00	29.61	200.0	V	337.0	-15
1889.466667	---	25.47	54.00	28.53	100.0	H	152.0	-14
1891.466667	36.41	---	74.00	37.59	100.0	H	293.0	-14
2073.066667	35.69	---	74.00	38.31	100.0	V	94.0	-13
2094.400000	---	25.46	54.00	28.54	200.0	V	263.0	-12
2709.466667	---	28.56	54.00	25.44	100.0	V	109.0	-9
2893.133333	38.46	---	74.00	35.54	100.0	V	109.0	-9

Remark: 1. Correction Factor = Antenna factor+ Insertion loss (cable loss + amplifier gain)



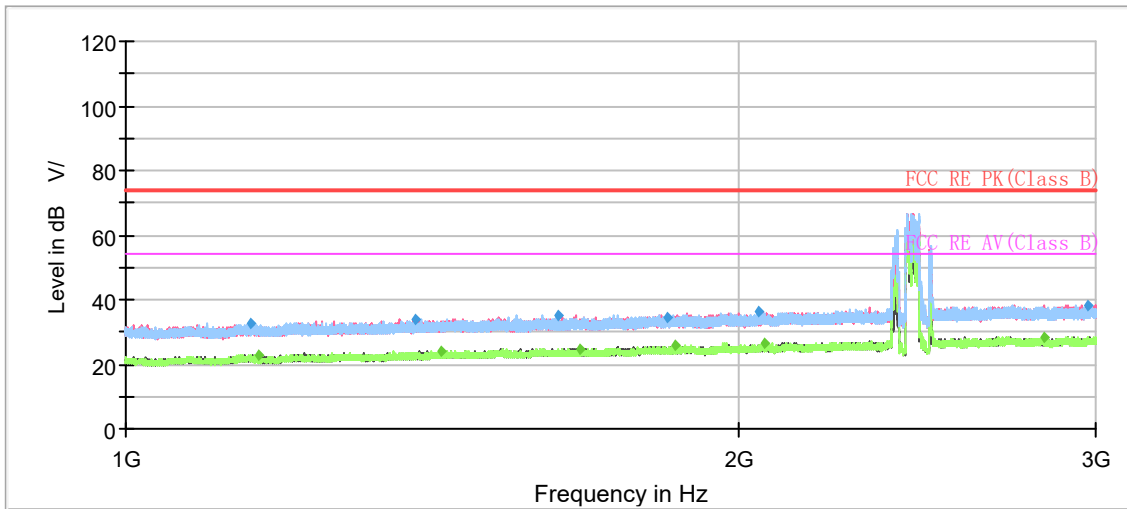
Radiates Emission from 3GHz to 18GHz

Frequency (MHz)	MaxPeak (dB $\mu$ V/m)	Average (dB $\mu$ V/m)	Limit (dB $\mu$ V/m)	Margin (dB)	Height (cm)	Pol	Azimuth (deg)	Corr. (dB/m)
3229.000000	---	38.09	54.00	15.91	100.0	H	257.0	-7
3229.000000	40.91	---	74.00	33.09	200.0	H	260.0	-7
3970.000000	41.47	---	74.00	32.53	100.0	V	149.0	-4
3987.000000	---	31.36	54.00	22.64	200.0	V	182.0	-4
5271.500000	---	33.22	54.00	20.78	200.0	V	356.0	-1
5326.500000	42.91	---	74.00	31.09	100.0	H	81.0	-1
5895.000000	43.98	---	74.00	30.02	200.0	H	0.0	0
5942.000000	---	33.96	54.00	20.04	200.0	V	301.0	0
8577.000000	---	36.16	54.00	17.84	100.0	H	0.0	4
8604.500000	46.02	---	74.00	27.98	200.0	H	27.0	4
13251.000000	48.61	---	74.00	25.39	100.0	H	281.0	9
13311.000000	---	39.17	54.00	14.83	200.0	H	35.0	9

Remark: 1. Correction Factor = Antenna factor+ Insertion loss (cable loss + amplifier gain)



## 802.11n (HT40) CH6

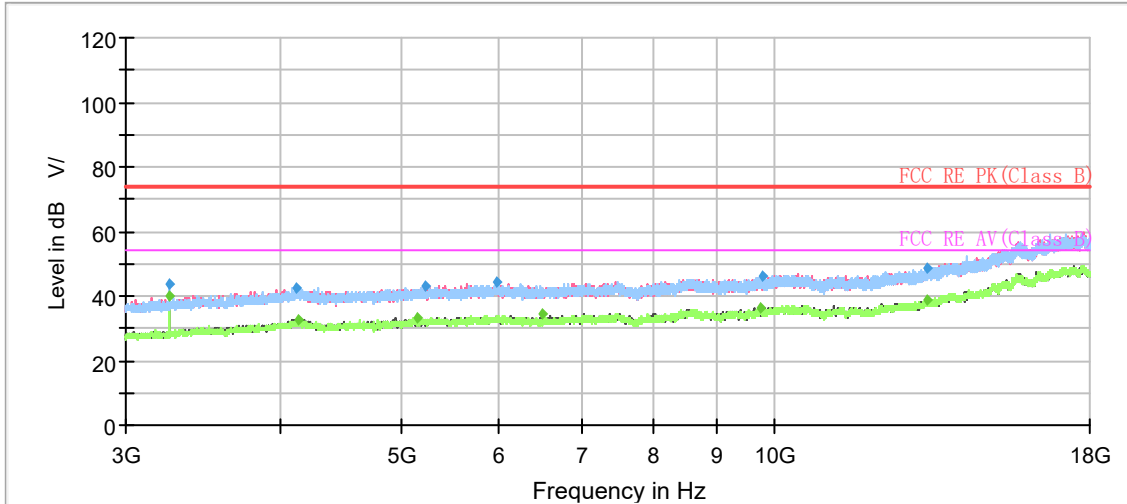


Note: The signal beyond the limit is carrier.

Radiates Emission from 1GHz to 3GHz

Frequency (MHz)	MaxPeak (dB $\mu$ V/m)	Average (dB $\mu$ V/m)	Limit (dB $\mu$ V/m)	Margin (dB)	Height (cm)	Pol	Azimuth (deg)	Corr. (dB/m)
1153.200000	32.68	---	74.00	41.32	200.0	V	322.0	-18
1162.733333	---	23.03	54.00	30.97	100.0	V	246.0	-18
1389.333333	33.94	---	74.00	40.06	100.0	V	168.0	-16
1429.533333	---	23.97	54.00	30.03	200.0	V	285.0	-16
1630.733333	35.32	---	74.00	38.68	200.0	H	314.0	-15
1672.866667	---	24.91	54.00	29.09	100.0	H	240.0	-15
1845.333333	34.32	---	74.00	39.68	100.0	V	87.0	-14
1862.800000	---	25.92	54.00	28.08	100.0	H	93.0	-14
2045.600000	36.55	---	74.00	37.45	200.0	V	0.0	-13
2059.866667	---	26.66	54.00	27.34	200.0	V	0.0	-13
2830.133333	---	28.51	54.00	25.49	100.0	V	0.0	-9
2974.800000	38.46	---	74.00	35.54	200.0	V	226.0	-9

Remark: 1. Correction Factor = Antenna factor+ Insertion loss (cable loss + amplifier gain)

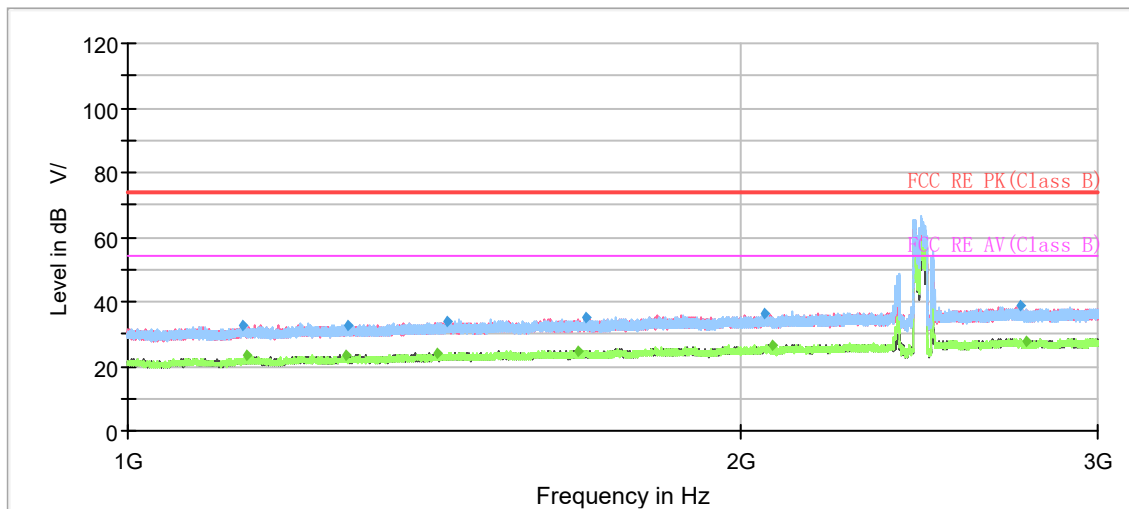


Radiates Emission from 3GHz to 18GHz

Frequency (MHz)	MaxPeak (dB $\mu$ V/m)	Average (dB $\mu$ V/m)	Limit (dB $\mu$ V/m)	Margin (dB)	Height (cm)	Pol	Azimuth (deg)	Corr. (dB/m)
3249.000000	---	40.27	54.00	13.73	200.0	H	260.0	-7
3249.500000	43.94	---	74.00	30.06	100.0	H	304.0	-7
4118.000000	42.77	---	74.00	31.23	100.0	V	175.0	-3
4134.000000	---	32.60	54.00	21.40	100.0	V	47.0	-3
5154.500000	---	33.33	54.00	20.67	100.0	H	335.0	-1
5243.500000	43.00	---	74.00	31.00	100.0	V	31.0	-1
5976.500000	44.19	---	74.00	29.81	200.0	H	55.0	0
6498.500000	---	34.55	54.00	19.45	100.0	V	142.0	0
9749.500000	---	36.39	54.00	17.61	200.0	V	237.0	4
9791.500000	45.87	---	74.00	28.13	200.0	H	251.0	4
13292.500000	48.54	---	74.00	25.46	100.0	H	0.0	9
13307.000000	---	39.06	54.00	14.94	200.0	H	0.0	9

Remark: 1. Correction Factor = Antenna factor+ Insertion loss (cable loss + amplifier gain)

802.11n (HT40) CH9

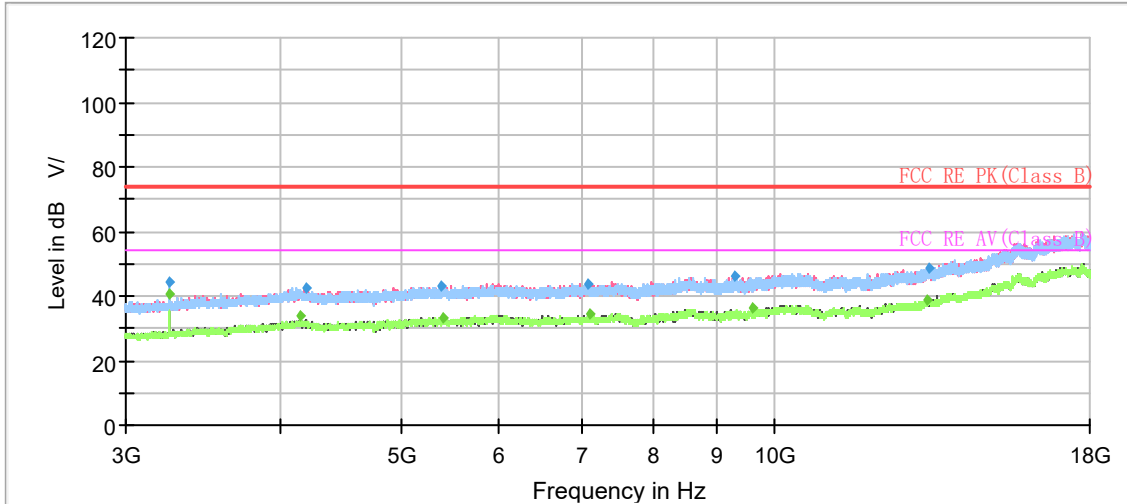


Note: The signal beyond the limit is carrier.

Radiates Emission from 1GHz to 3GHz

Frequency (MHz)	MaxPeak (dB $\mu$ V/m)	Average (dB $\mu$ V/m)	Limit (dB $\mu$ V/m)	Margin (dB)	Height (cm)	Pol	Azimuth (deg)	Corr. (dB/m)
1138.400000	32.55	---	74.00	41.45	200.0	H	74.0	-18
1145.133333	---	23.19	54.00	30.81	200.0	H	197.0	-18
1280.733333	---	23.57	54.00	30.43	100.0	H	356.0	-17
1282.533333	32.80	---	74.00	41.20	200.0	H	146.0	-17
1420.600000	---	23.97	54.00	30.03	100.0	V	5.0	-16
1435.066667	33.88	---	74.00	40.12	200.0	H	161.0	-16
1666.400000	---	24.91	54.00	29.09	100.0	V	12.0	-15
1680.133333	35.22	---	74.00	38.79	100.0	H	267.0	-15
2055.066667	36.52	---	74.00	37.48	200.0	V	354.0	-13
2074.333333	---	26.24	54.00	27.76	200.0	H	45.0	-13
2749.600000	38.70	---	74.00	35.30	200.0	H	251.0	-9
2765.933333	---	27.85	54.00	26.15	200.0	H	81.0	-9

Remark: 1. Correction Factor = Antenna factor+ Insertion loss (cable loss + amplifier gain)



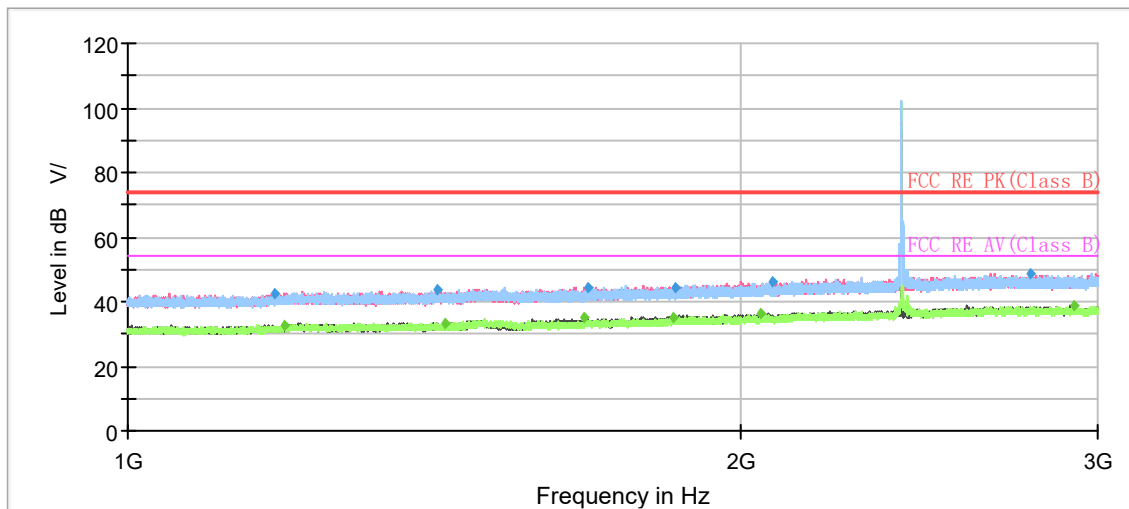
Radiates Emission from 3GHz to 18GHz

Frequency (MHz)	MaxPeak (dB $\mu$ V/m)	Average (dB $\mu$ V/m)	Limit (dB $\mu$ V/m)	Margin (dB)	Height (cm)	Pol	Azimuth (deg)	Corr. (dB/m)
3249.000000	---	40.85	54.00	13.15	200.0	H	269.0	-7
3249.000000	44.40	---	74.00	29.60	100.0	H	309.0	-7
4144.000000	---	33.57	54.00	20.43	200.0	H	160.0	-3
4191.500000	42.28	---	74.00	31.72	200.0	H	89.0	-3
5395.500000	43.06	---	74.00	30.94	100.0	V	64.0	-1
5401.500000	---	33.13	54.00	20.87	100.0	V	283.0	-1
7076.000000	43.97	---	74.00	30.03	200.0	V	358.0	1
7106.500000	---	34.27	54.00	19.73	200.0	H	73.0	1
9292.500000	45.91	---	74.00	28.09	200.0	H	49.0	3
9635.000000	---	36.30	54.00	17.70	200.0	V	0.0	4
13317.000000	---	38.97	54.00	15.03	200.0	V	342.0	9
13352.500000	48.35	---	74.00	25.65	100.0	V	96.0	9

Remark: 1. Correction Factor = Antenna factor+ Insertion loss (cable loss + amplifier gain)



**Bluetooth LE-Channel 0**



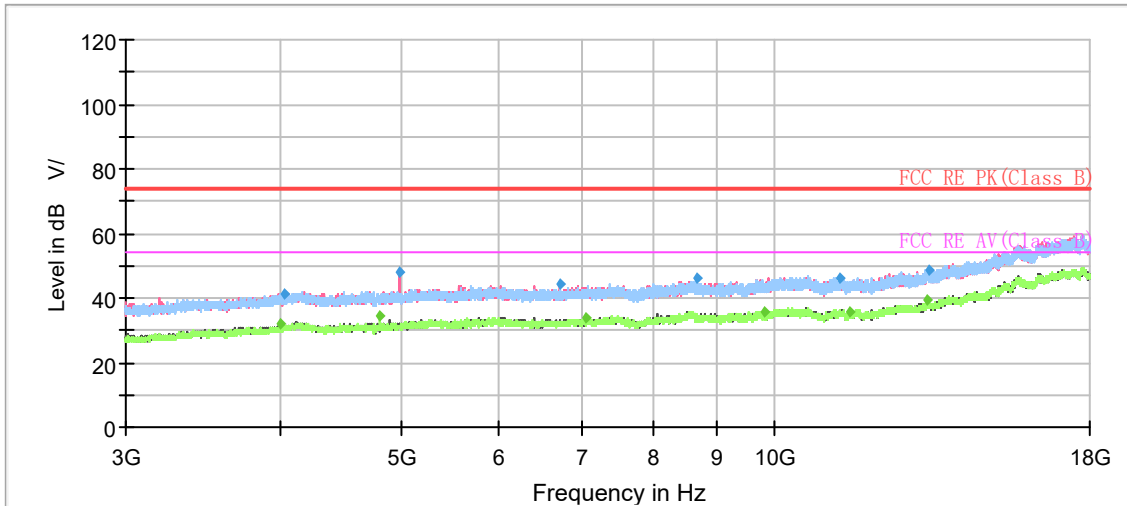
Note: The signal beyond the limit is carrier.

Radiates Emission from 1GHz to 3GHz

Frequency (MHz)	MaxPeak (dB $\mu$ V/m)	Average (dB $\mu$ V/m)	Limit (dB $\mu$ V/m)	Margin (dB)	Height (cm)	Pol	Azimuth (deg)	Corr. (dB/m)
1181.600000	42.41	---	74.00	31.59	200.0	H	120.0	-8
1194.733333	---	32.74	54.00	21.26	200.0	V	0.0	-8
1420.466667	43.43	---	74.00	30.57	100.0	H	0.0	-6
1433.133333	---	33.50	54.00	20.50	100.0	H	224.0	-6
1677.200000	---	34.84	54.00	19.16	200.0	V	75.0	-5
1683.600000	44.37	---	74.00	29.63	200.0	H	185.0	-5
1855.400000	---	35.25	54.00	18.75	100.0	V	64.0	-4
1857.866667	44.29	---	74.00	29.71	200.0	V	339.0	-4
2048.866667	---	36.03	54.00	17.97	100.0	V	293.0	-3
2074.266667	45.96	---	74.00	28.04	200.0	H	156.0	-3
2782.333333	48.67	---	74.00	25.33	200.0	V	339.0	1
2920.733333	---	38.91	54.00	15.09	100.0	H	346.0	1

Remark: 1. Correction Factor = Antenna factor+ Insertion loss (cable loss + amplifier gain)





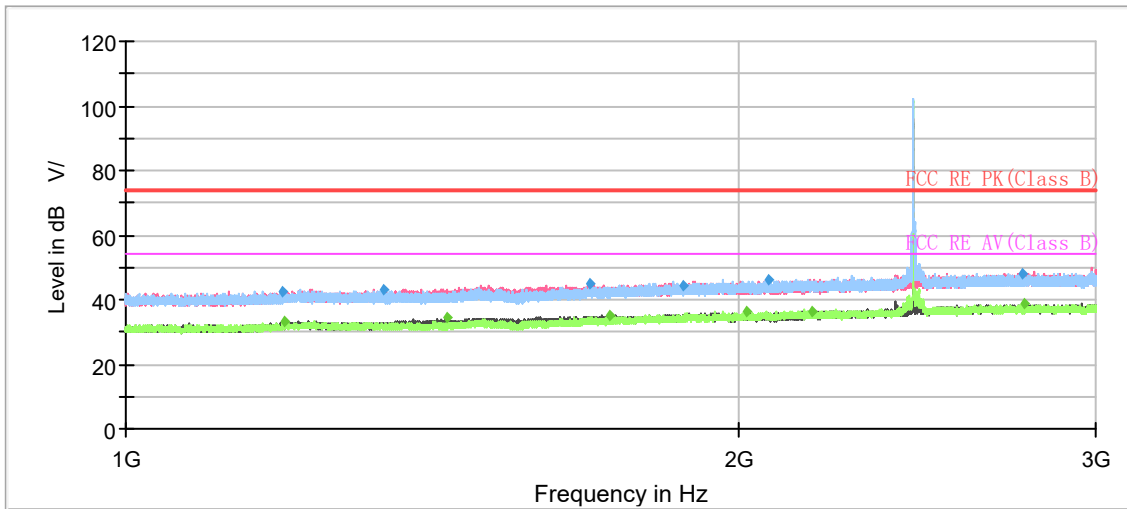
Radiates Emission from 3GHz to 18GHz

Frequency (MHz)	MaxPeak (dB $\mu$ V/m)	Average (dB $\mu$ V/m)	Limit (dB $\mu$ V/m)	Margin (dB)	Height (cm)	Pol	Azimuth (deg)	Corr. (dB/m)
3997.000000	---	31.71	54.00	22.29	200.0	V	85.0	-4
4024.000000	41.25	---	74.00	32.75	100.0	V	113.0	-4
4803.500000	---	34.32	54.00	19.68	100.0	H	329.0	-2
4997.000000	47.93	---	74.00	26.07	100.0	V	354.0	-1
6714.000000	44.45	---	74.00	29.55	200.0	V	53.0	0
7060.000000	---	34.00	54.00	20.00	100.0	H	0.0	1
8669.500000	45.92	---	74.00	28.08	200.0	H	194.0	4
9820.000000	---	35.71	54.00	18.29	200.0	V	7.0	4
11321.000000	46.30	---	74.00	27.70	200.0	H	22.0	6
11527.500000	---	35.60	54.00	18.40	200.0	V	245.0	6
13326.000000	---	39.15	54.00	14.85	200.0	H	314.0	9
13330.500000	48.68	---	74.00	25.32	200.0	H	0.0	9

Remark: 1. Correction Factor = Antenna factor+ Insertion loss (cable loss + amplifier gain)



## Bluetooth LE-Channel 19

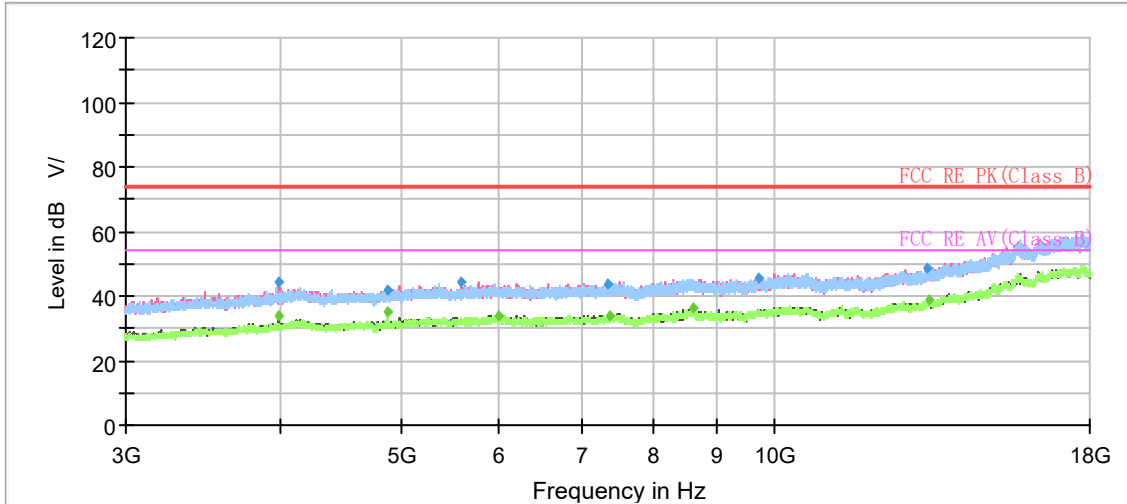


Note: The signal beyond the limit is carrier.

Radiates Emission from 1GHz to 3GHz

Frequency (MHz)	MaxPeak (dB $\mu$ V/m)	Average (dB $\mu$ V/m)	Limit (dB $\mu$ V/m)	Margin (dB)	Height (cm)	Pol	Azimuth (deg)	Corr. (dB/m)
1194.533333	42.49	---	74.00	31.51	100.0	V	184.0	-8
1196.666667	---	32.96	54.00	21.04	100.0	V	16.0	-8
1340.533333	43.33	---	74.00	30.67	100.0	V	126.0	-7
1439.933333	---	34.34	54.00	19.66	100.0	V	0.0	-6
1691.133333	44.62	---	74.00	29.38	200.0	H	75.0	-5
1731.666667	---	34.91	54.00	19.09	200.0	V	277.0	-4
1880.466667	44.51	---	74.00	29.49	200.0	V	219.0	-4
2020.066667	---	36.31	54.00	17.69	100.0	H	0.0	-3
2069.533333	46.21	---	74.00	27.79	200.0	H	68.0	-3
2176.266667	---	36.26	54.00	17.74	100.0	H	0.0	-2
2763.266667	48.01	---	74.00	25.99	200.0	H	339.0	1
2767.333333	---	38.61	54.00	15.39	200.0	H	141.0	1

Remark: 1. Correction Factor = Antenna factor+ Insertion loss (cable loss + amplifier gain)



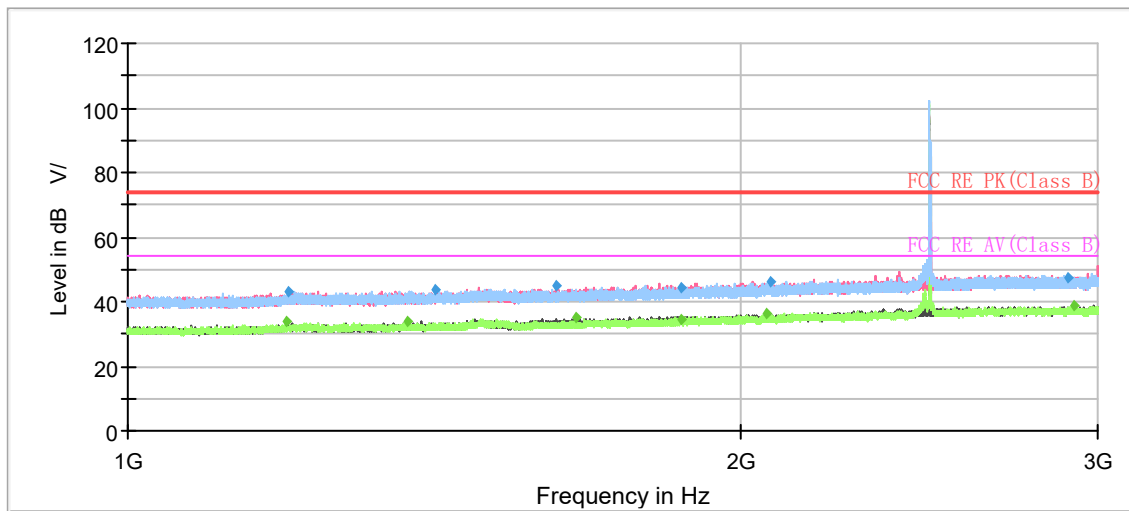
Radiates Emission from 3GHz to 18GHz

Frequency (MHz)	MaxPeak (dB $\mu$ V/m)	Average (dB $\mu$ V/m)	Limit (dB $\mu$ V/m)	Margin (dB)	Height (cm)	Pol	Azimuth (deg)	Corr. (dB/m)
3982.500000	---	33.84	54.00	20.16	200.0	V	139.0	-4
3982.500000	44.29	---	74.00	29.71	200.0	V	139.0	-4
4879.500000	---	35.04	54.00	18.96	100.0	H	0.0	-2
4880.500000	41.64	---	74.00	32.36	100.0	H	337.0	-2
5585.000000	44.53	---	74.00	29.47	200.0	V	202.0	0
5998.000000	---	33.91	54.00	20.09	200.0	H	189.0	0
7358.500000	43.76	---	74.00	30.24	200.0	H	290.0	1
7372.500000	---	34.12	54.00	19.88	200.0	H	219.0	1
8621.000000	---	36.07	54.00	17.93	200.0	H	219.0	4
9741.000000	45.57	---	74.00	28.43	100.0	H	171.0	4
13321.500000	48.47	---	74.00	25.53	200.0	H	1.0	9
13344.500000	---	38.91	54.00	15.09	200.0	H	141.0	9

Remark: 1. Correction Factor = Antenna factor+ Insertion loss (cable loss + amplifier gain)



## Bluetooth LE-Channel 39

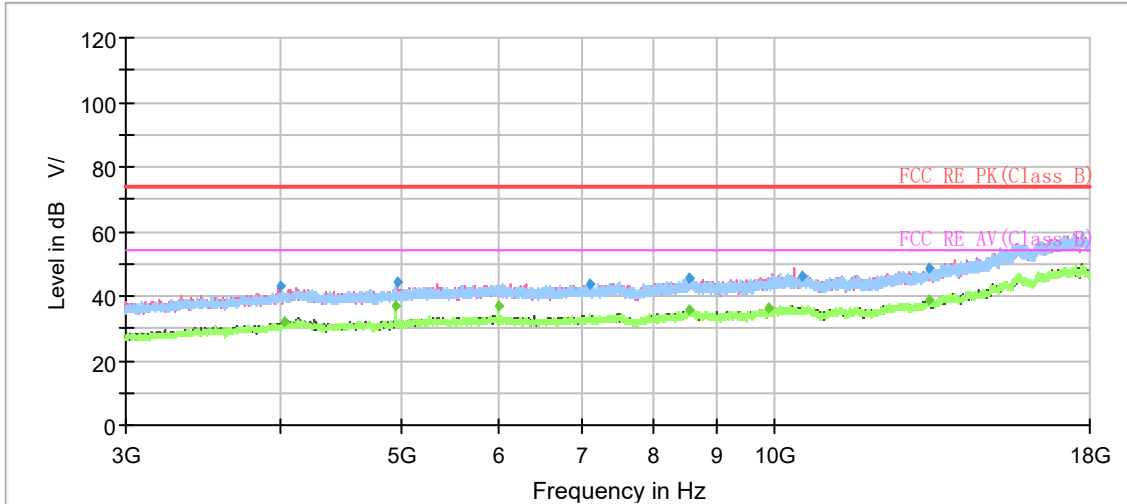


Note: The signal beyond the limit is carrier.

Radiates Emission from 1GHz to 3GHz

Frequency (MHz)	MaxPeak (dB $\mu$ V/m)	Average (dB $\mu$ V/m)	Limit (dB $\mu$ V/m)	Margin (dB)	Height (cm)	Pol	Azimuth (deg)	Corr. (dB/m)
1196.733333	---	34.11	54.00	19.89	100.0	V	181.0	-8
1199.266667	42.98	---	74.00	31.02	100.0	V	0.0	-8
1371.800000	---	33.81	54.00	20.19	200.0	V	75.0	-7
1418.133333	43.40	---	74.00	30.60	200.0	H	179.0	-6
1623.866667	44.69	---	74.00	29.31	200.0	V	225.0	-5
1662.933333	---	34.84	54.00	19.16	200.0	V	0.0	-5
1873.333333	44.25	---	74.00	29.75	100.0	V	293.0	-4
1873.466667	---	34.57	54.00	19.43	100.0	V	134.0	-4
2061.466667	---	36.18	54.00	17.82	100.0	V	173.0	-3
2068.800000	46.12	---	74.00	27.88	200.0	V	75.0	-3
2901.200000	47.17	---	74.00	26.83	100.0	V	248.0	1
2923.400000	---	38.55	54.00	15.45	100.0	H	165.0	1

Remark: 1. Correction Factor = Antenna factor+ Insertion loss (cable loss + amplifier gain)



Radiates Emission from 3GHz to 18GHz

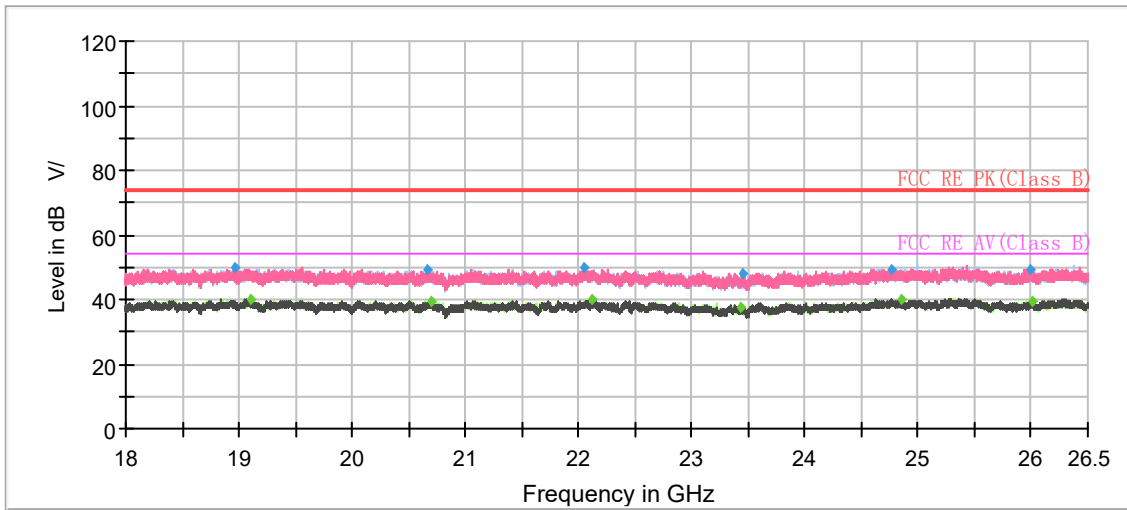
Frequency (MHz)	MaxPeak (dB $\mu$ V/m)	Average (dB $\mu$ V/m)	Limit (dB $\mu$ V/m)	Margin (dB)	Height (cm)	Pol	Azimuth (deg)	Corr. (dB/m)
3999.500000	43.01	---	74.00	30.99	200.0	V	199.0	-4
4028.000000	---	31.83	54.00	22.17	100.0	V	97.0	-4
4960.000000	---	36.71	54.00	17.29	100.0	H	345.0	-2
4978.000000	44.54	---	74.00	29.46	200.0	V	144.0	-1
5998.000000	---	37.22	54.00	16.78	200.0	H	162.0	0
7098.000000	43.69	---	74.00	30.31	200.0	H	170.0	1
8532.000000	---	35.59	54.00	18.41	100.0	V	329.0	4
8558.500000	45.66	---	74.00	28.34	100.0	H	52.0	4
9895.000000	---	36.04	54.00	17.96	200.0	V	49.0	4
10543.500000	46.28	---	74.00	27.72	100.0	V	227.0	5
13335.000000	48.51	---	74.00	25.49	200.0	H	1.0	9
13345.500000	---	38.97	54.00	15.03	200.0	H	276.0	9

Remark: 1. Correction Factor = Antenna factor+ Insertion loss (cable loss + amplifier gain)



During the test, the Radiates Emission from 18GHz to 26.5GHz was performed in all modes with all channels, 802.11g CH6 and Bluetooth LE-Channel 0 are selected as the worst condition. The test data of the worst-case condition was recorded in this report.

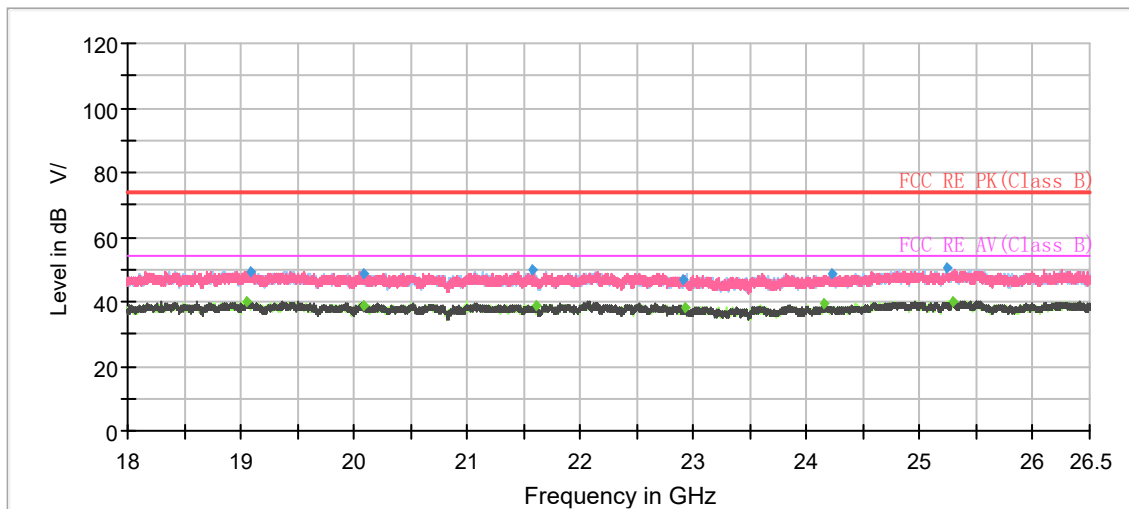
**WIFI 2.4G:**



Radiates Emission from 18GHz to 26.5GHz

Frequency (MHz)	MaxPeak (dB $\mu$ V/m)	Average (dB $\mu$ V/m)	Limit (dB $\mu$ V/m)	Margin (dB)	Height (cm)	Pol	Azimuth (deg)	Corr. (dB/m)
18963.05	49.89	---	74.00	24.11	200.0	H	351.00	-1
19103.30	---	40.06	54.00	13.94	100.0	H	263.00	-1
20670.70	49.08	---	74.00	24.92	100.0	V	211.00	0
20705.83	---	39.37	54.00	14.63	200.0	H	21.00	0
22049.12	49.65	---	74.00	24.35	200.0	V	187.00	1
22121.08	---	39.92	54.00	14.08	200.0	V	202.00	1
23428.67	---	37.79	54.00	16.21	100.0	H	233.00	2
23449.35	47.96	---	74.00	26.04	200.0	V	292.00	2
24760.62	49.49	---	74.00	24.51	200.0	H	150.00	3
24844.77	---	40.07	54.00	13.93	200.0	H	188.00	3
26000.20	49.33	---	74.00	24.67	200.0	H	173.00	3
26000.77	---	39.66	54.00	14.34	200.0	V	307.00	3

**Remark: 1. Correction Factor = Antenna factor+ Insertion loss (cable loss + amplifier gain)**

**Bluetooth LE:**

Radiates Emission from 18GHz to 26.5GHz

Frequency (MHz)	MaxPeak (dB $\mu$ V/m)	Average (dB $\mu$ V/m)	Limit (dB $\mu$ V/m)	Margin (dB)	Height (cm)	Pol	Azimuth (deg)	Corr. (dB/m)
19054.28	---	39.88	54.00	14.12	200.0	V	201.00	-1
19094.52	49.51	---	74.00	24.49	200.0	H	32.00	-1
20082.78	---	39.07	54.00	14.93	100.0	V	105.00	-1
20083.07	48.60	---	74.00	25.40	200.0	H	243.00	-1
21577.37	50.00	---	74.00	24.00	100.0	V	8.00	0
21604.57	---	38.74	54.00	15.26	200.0	V	61.00	1
22902.23	47.03	---	74.00	26.97	100.0	H	300.00	2
22921.22	---	38.35	54.00	15.65	200.0	V	352.00	2
24157.97	---	39.09	54.00	14.91	100.0	V	196.00	2
24217.47	48.48	---	74.00	25.52	200.0	V	352.00	2
25236.05	50.46	---	74.00	23.54	100.0	H	247.00	3
25284.22	---	40.19	54.00	13.81	100.0	V	0.00	3

**Remark: 1. Correction Factor = Antenna factor+ Insertion loss (cable loss + amplifier gain)**

### 5.7. Conducted Emission

#### Ambient condition

Temperature	Relative humidity	Pressure
23°C ~25°C	45%~50%	101.5kPa

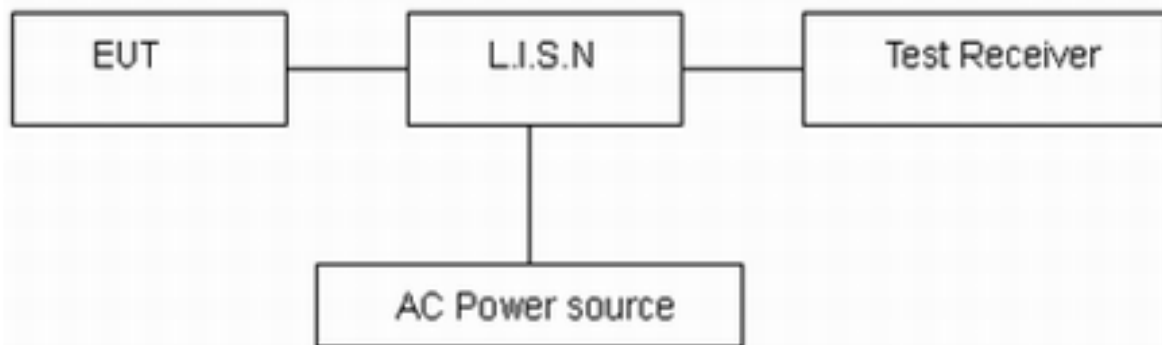
#### Methods of Measurement

The EUT is placed on a non-metallic table of 80cm height above the horizontal metal reference ground plane. During the test, the EUT was operating in its typical mode. The test method is according to ANSI C63.10. Connect the AC power line of the EUT to the L.I.S.N. Use EMI receiver to detect the average and Quasi-peak value. RBW is set to 9 kHz, VBW is set to 30kHz.

The measurement result should include both L line and N line.

The test is in transmitting mode.

#### Test Setup



Note: AC Power source is used to change the voltage 110V/60Hz.

#### Limits

Frequency (MHz)	Conducted Limits(dBμV)	
	Quasi-peak	Average
0.15 - 0.5	66 to 56 *	56 to 46 *
0.5 - 5	56	46
5 - 30	60	50

\*: Decreases with the logarithm of the frequency.

#### Measurement Uncertainty

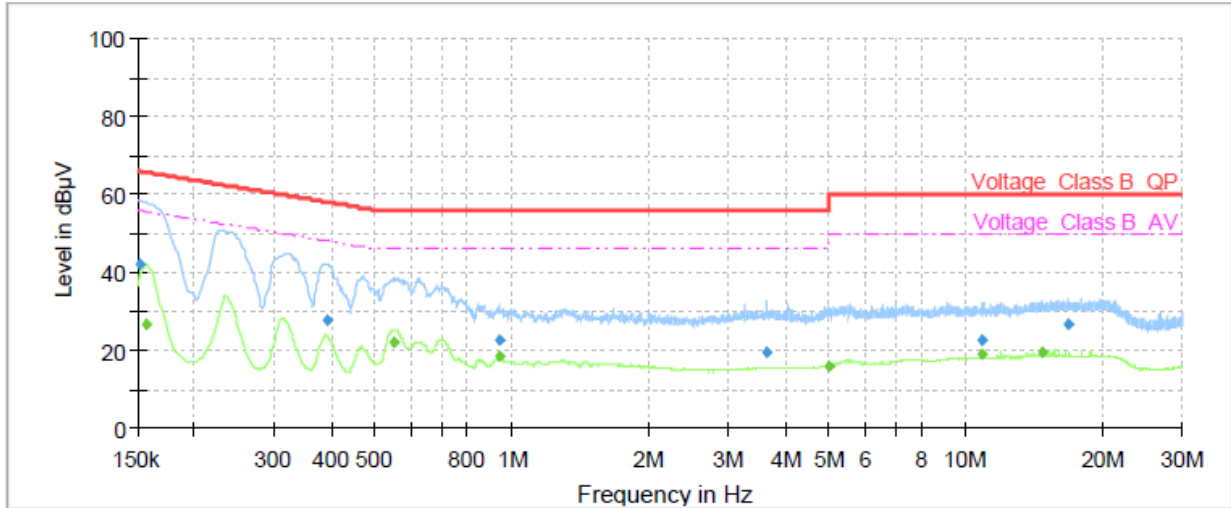
The assessed measurement uncertainty to ensure 95% confidence level for the normal distribution is with the coverage factor  $k = 1.96$ ,  $U = 2.69$  dB.



**Test Results:**

Following plots, Blue trace uses the peak detection and Green trace uses the average detection. During the test, the Conducted Emission was performed in all modes (WIFI 2.4G /Bluetooth LE) with all channels, 802.11g CH6 and Bluetooth LE-Channel 0 are selected as the worst condition. The test data of the worst-case condition was recorded in this report.

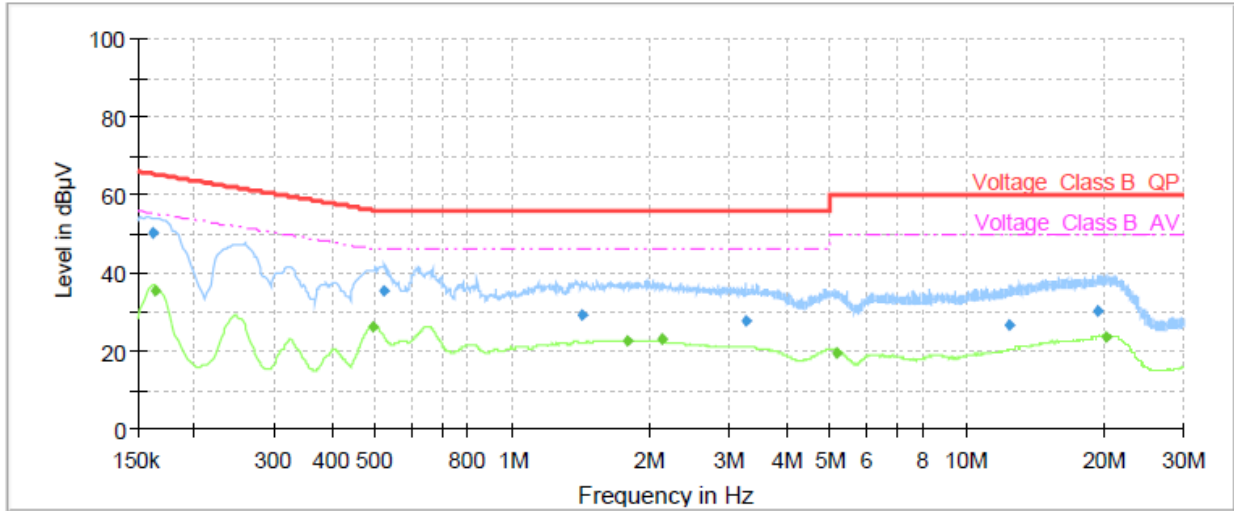
**WIFI 2.4G:**



Frequency (MHz)	QuasiPeak (dBµV)	Average (dBµV)	Limit (dBµV)	Margin (dB)	Meas. Time (ms)	Bandwidth (kHz)	Line	Filter	Corr. (dB)
0.15	41.95	---	65.88	23.93	70.0	9.000	L1	ON	21
0.16	---	26.56	55.63	29.07	70.0	9.000	L1	ON	21
0.39	27.93	---	58.00	30.07	70.0	9.000	L1	ON	20
0.55	---	21.96	46.00	24.04	70.0	9.000	L1	ON	20
0.94	22.65	---	56.00	33.35	70.0	9.000	L1	ON	20
0.94	---	18.22	46.00	27.78	70.0	9.000	L1	ON	20
3.64	19.34	---	56.00	36.66	70.0	9.000	L1	ON	19
5.00	---	15.95	46.00	30.05	70.0	9.000	L1	ON	19
10.89	---	18.89	50.00	31.11	70.0	9.000	L1	ON	20
10.90	22.59	---	60.00	37.41	70.0	9.000	L1	ON	20
14.70	---	19.69	50.00	30.31	70.0	9.000	L1	ON	20
16.89	26.68	---	60.00	33.32	70.0	9.000	L1	ON	20

**Remark: Correct factor=cable loss + LISN factor**

L line Conducted Emission from 150 KHz to 30 MHz



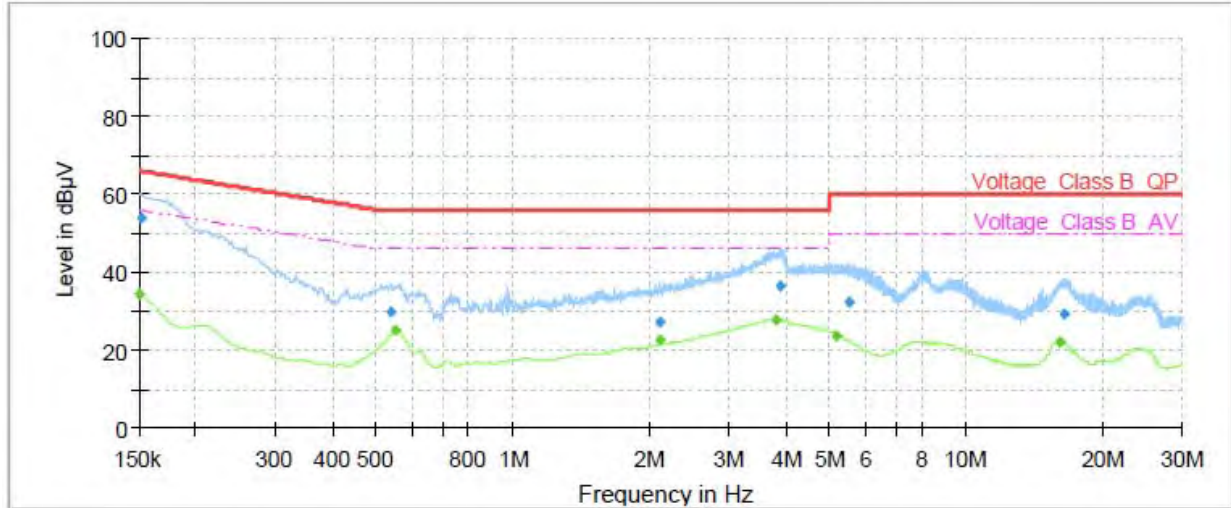
Frequency (MHz)	QuasiPeak (dBµV)	Average (dBµV)	Limit (dBµV)	Margin (dB)	Meas. Time (ms)	Bandwidth (kHz)	Line	Filter	Corr. (dB)
0.16	50.13	---	65.40	15.27	70.0	9.000	N	ON	21
0.16	---	35.41	55.28	19.87	70.0	9.000	N	ON	21
0.49	---	26.30	46.10	19.80	70.0	9.000	N	ON	20
0.52	35.35	---	56.00	20.65	70.0	9.000	N	ON	20
1.42	29.46	---	56.00	26.54	70.0	9.000	N	ON	20
1.78	---	22.70	46.00	23.30	70.0	9.000	N	ON	20
2.14	---	22.84	46.00	23.16	70.0	9.000	N	ON	20
3.25	27.56	---	56.00	28.44	70.0	9.000	N	ON	19
5.17	---	19.64	50.00	30.36	70.0	9.000	N	ON	19
12.37	26.86	---	60.00	33.14	70.0	9.000	N	ON	20
19.44	30.19	---	60.00	29.81	70.0	9.000	N	ON	20
20.21	---	23.73	50.00	26.27	70.0	9.000	N	ON	20

Remark: Correct factor=cable loss + LISN factor

N line Conducted Emission from 150 KHz to 30 MHz



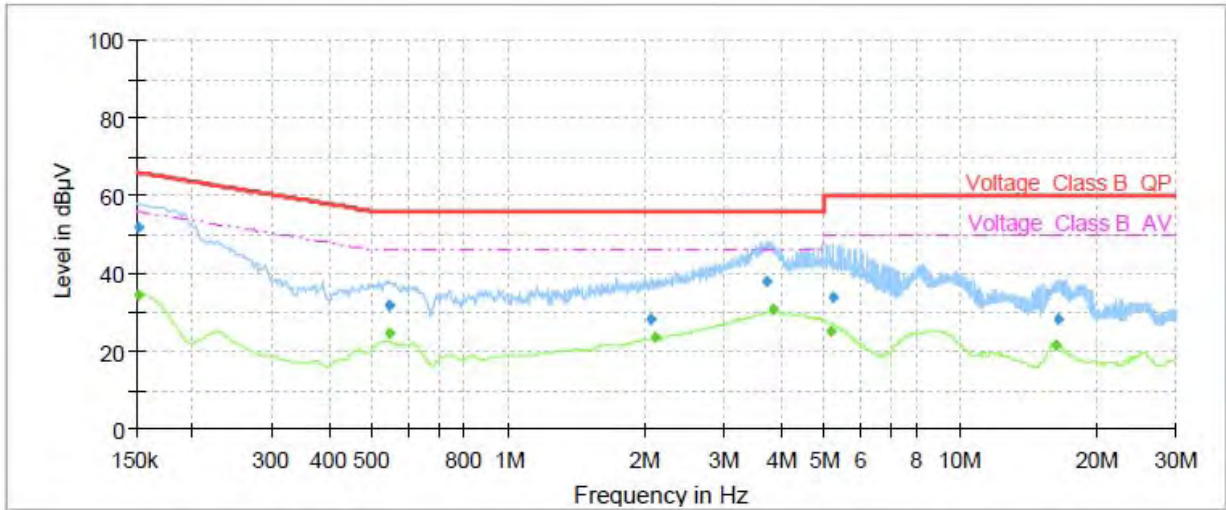
**Bluetooth LE:**



Frequency (MHz)	QuasiPeak (dBµV)	Average (dBµV)	Limit (dBµV)	Margin (dB)	Meas. Time (ms)	Bandwidth (kHz)	Line	Filter	Corr. (dB)
0.15	---	34.51	56.00	21.49	70.0	9.000	L1	ON	21
0.15	53.91	---	65.88	11.97	70.0	9.000	L1	ON	21
0.54	29.75	---	56.00	26.25	70.0	9.000	L1	ON	20
0.55	---	25.07	46.00	20.93	70.0	9.000	L1	ON	20
2.11	---	22.76	46.00	23.24	70.0	9.000	L1	ON	20
2.12	27.13	---	56.00	28.87	70.0	9.000	L1	ON	20
3.80	---	27.95	46.00	18.05	70.0	9.000	L1	ON	19
3.89	36.59	---	56.00	19.41	70.0	9.000	L1	ON	19
5.16	---	23.71	50.00	26.29	70.0	9.000	L1	ON	19
5.50	32.32	---	60.00	27.68	70.0	9.000	L1	ON	19
16.05	---	22.12	50.00	27.88	70.0	9.000	L1	ON	20
16.49	29.22	---	60.00	30.78	70.0	9.000	L1	ON	20

**Remark: Correct factor=cable loss + LISN factor**

L line Conducted Emission from 150 KHz to 30 MHz



Frequency (MHz)	QuasiPeak (dBµV)	Average (dBµV)	Limit (dBµV)	Margin (dB)	Meas. Time (ms)	Bandwidth (kHz)	Line	Filter	Corr. (dB)
0.15	---	34.40	55.88	21.48	70.0	9.000	N	ON	21
0.15	51.82	---	65.88	14.06	70.0	9.000	N	ON	21
0.54	31.59	---	56.00	24.41	70.0	9.000	N	ON	20
0.55	---	24.69	46.00	21.31	70.0	9.000	N	ON	20
2.06	28.08	---	56.00	27.92	70.0	9.000	N	ON	20
2.12	---	23.42	46.00	22.58	70.0	9.000	N	ON	20
3.71	38.01	---	56.00	17.99	70.0	9.000	N	ON	19
3.84	---	30.54	46.00	15.46	70.0	9.000	N	ON	19
5.14	---	25.06	50.00	24.94	70.0	9.000	N	ON	19
5.23	33.97	---	60.00	26.03	70.0	9.000	N	ON	19
16.23	---	21.76	50.00	28.24	70.0	9.000	N	ON	20
16.40	28.19	---	60.00	31.81	70.0	9.000	N	ON	20

Remark: Correct factor=cable loss + LISN factor

N line Conducted Emission from 150 KHz to 30 MHz



## 6. Main Test Instruments

Name	Manufacturer	Type	Serial Number	Calibration Date	Expiration Date
EMI Test Receiver	R&S	ESCI7	100936	2021-12-12	2022-12-11
Signal Analyzer	R&S	FSV40	100815	2021-05-15	2022-05-14
TRILOG Broadband Antenna	SCHWARZBECK	9163	1023	2021-06-07	2024-06-06
Horn Antenna	R&S	HF907	102723	2021-07-26	2024-07-25
Horn Antenna	ETS-Lindgren	3160-09	00102643	2020-10-10	2023-10-09
Software	R&S	EMC32	9.26.01	/	/
Artificial main network	R&S	ENV216	101171	2020-12-13	2022-12-12
EMI Test Receiver	R&S	ESR	101667	2021-05-15	2022-05-14
Software	R&S	EMC32	10.35.10	/	/
Spectrum Analyzer	KEYSIGHT	N9020A	MY54420163	2021-12-12	2022-12-11
Power probe	R&S	NRP18S	101954	2021-05-15	2022-05-14
Climate Chamber	ESPEC	SU-242	93000506	2021-12-12	2022-12-11

\*\*\*\*\*END OF REPORT\*\*\*\*\*



## **ANNEX A: The EUT Appearance**

The EUT Appearance are submitted separately.



## **ANNEX B: Test Setup Photos**

The Test Setup Photos are submitted separately.