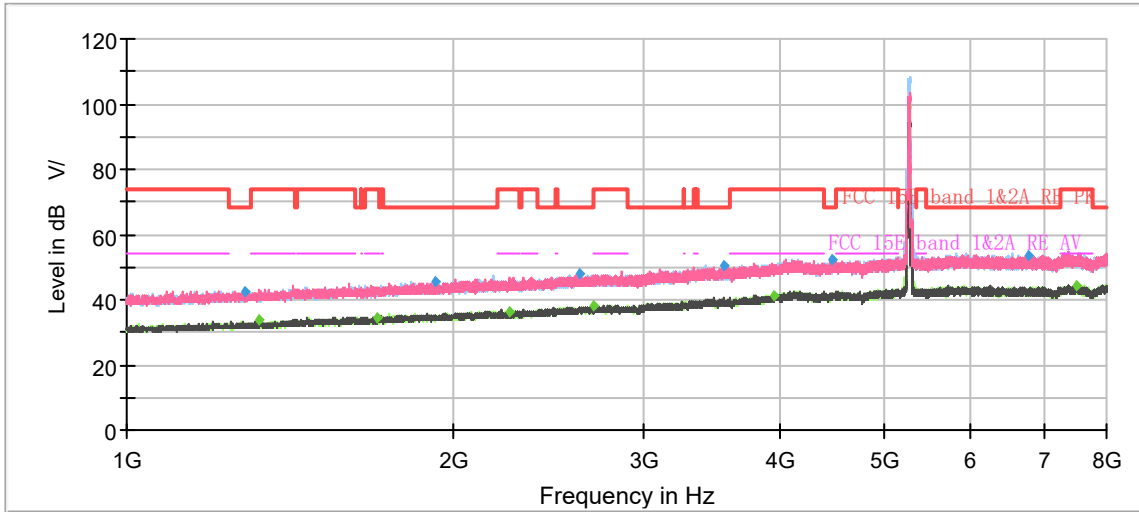
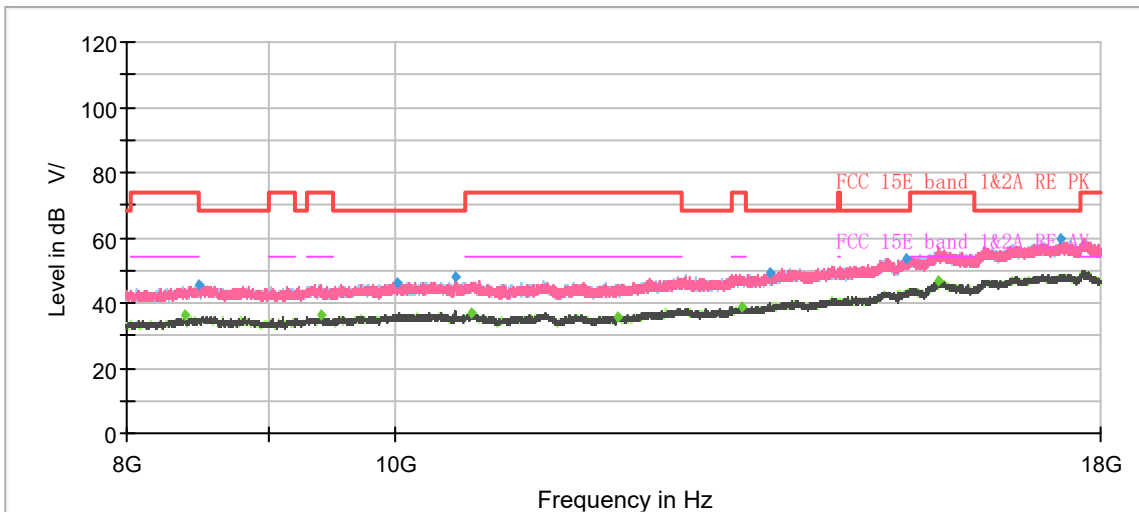


802.11a CH52



Radiates Emission from 1GHz to 8GHz



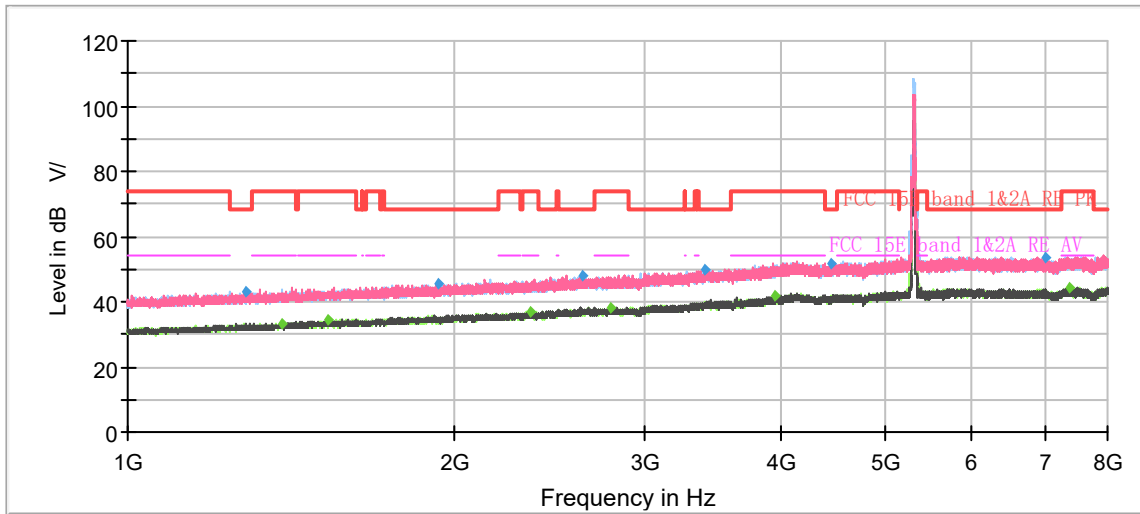
Note: The signal beyond the limit is carrier.  
Radiates Emission from 8GHz to 18GHz



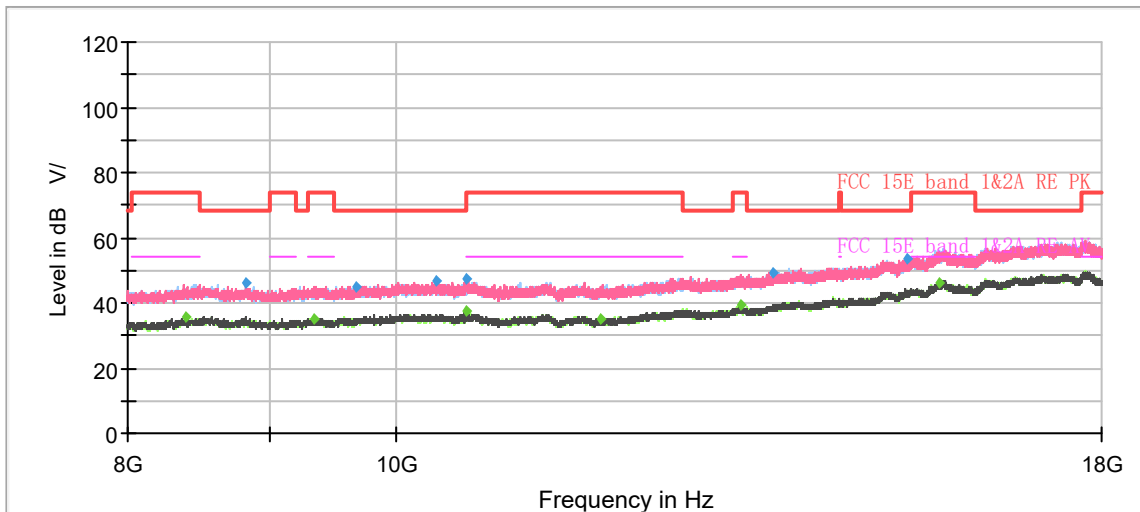
Frequency (MHz)	Peak (dBuV/m)	Average (dBuV/m)	Limit (dBuV/m)	Margin (dB)	Height (cm)	Polarization	Azimuth (deg)	Correct Factor (dB)
1287.466667	42.31	---	68.20	25.89	200.0	V	31.0	-7
1322.000000	---	34.12	54.00	19.88	200.0	H	215.0	-7
1700.000000	---	34.61	54.00	19.39	100.0	H	74.0	-5
1924.000000	45.66	---	68.20	22.54	100.0	V	351.0	-3
2257.200000	---	36.06	54.00	17.94	100.0	V	255.0	-2
2612.566667	47.73	---	68.20	20.47	200.0	V	130.0	0
2690.266667	---	38.12	54.00	15.88	100.0	V	14.0	1
3549.166667	50.25	---	68.20	17.95	200.0	V	220.0	4
3941.633333	---	41.54	54.00	12.46	100.0	H	243.0	6
4469.666667	52.46	---	68.20	15.74	200.0	H	161.0	7
6782.000000	53.49	---	68.20	14.71	200.0	V	113.0	10
7510.000000	---	44.55	54.00	9.45	200.0	V	84.0	11

**Remark: 1. Correction Factor = Antenna factor+ Insertion loss (cable loss + amplifier gain)**

## 802.11a CH60



Radiates Emission from 1GHz to 8GHz



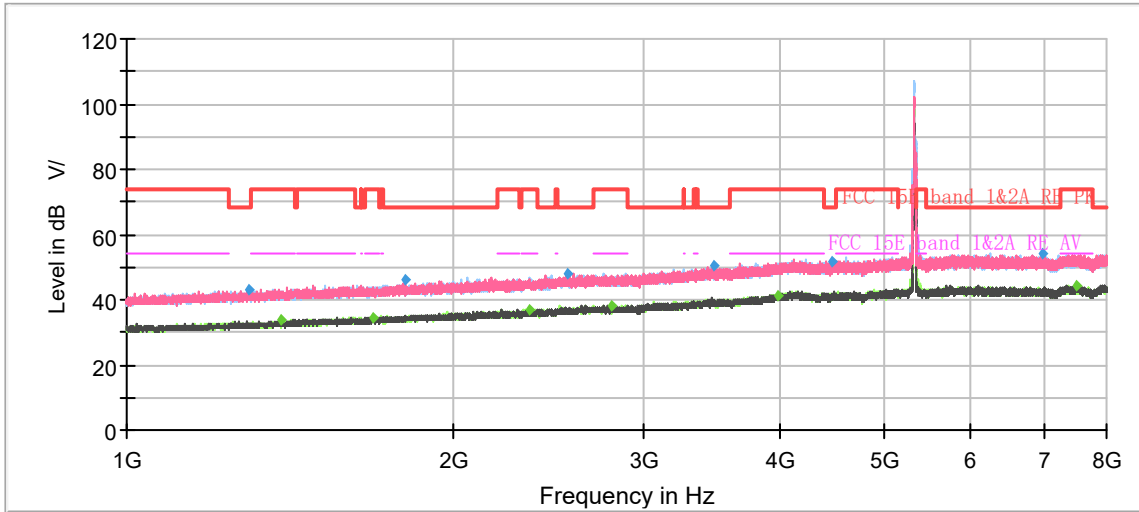
Note: The signal beyond the limit is carrier.  
Radiates Emission from 8GHz to 18GHz



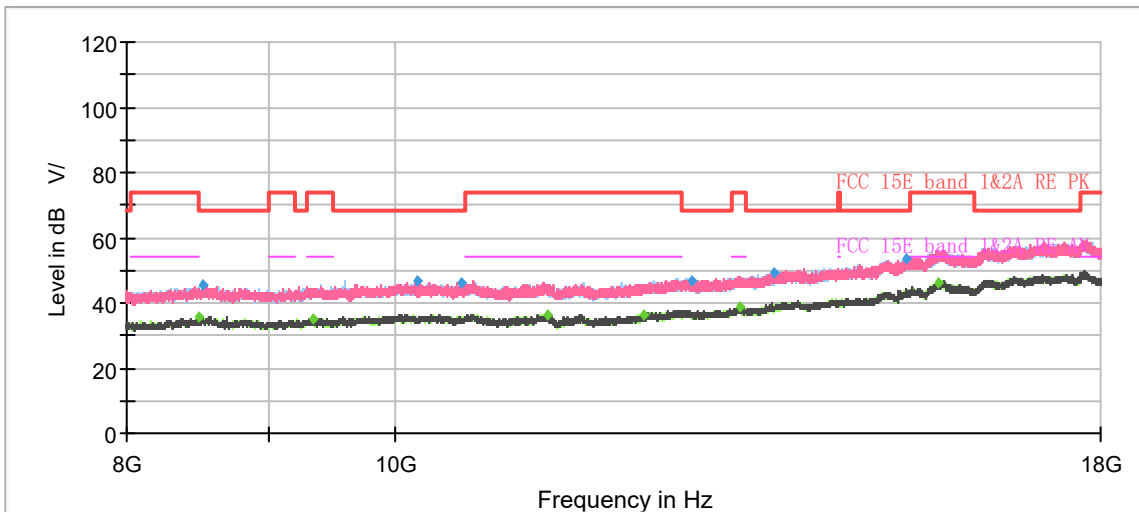
Frequency (MHz)	Peak (dBuV/m)	Average (dBuV/m)	Limit (dBuV/m)	Margin (dB)	Height (cm)	Polarization	Azimuth (deg)	Correct Factor (dB)
1284.900000	43.22	---	68.20	24.98	100.0	V	217.0	-7
1387.566667	---	33.32	54.00	20.68	100.0	H	132.0	-6
1531.533333	---	34.60	54.00	19.40	200.0	V	250.0	-5
1935.433333	45.24	---	68.20	22.96	200.0	H	198.0	-3
2352.166667	---	36.64	54.00	17.36	100.0	H	93.0	-1
2627.266667	48.00	---	68.20	20.20	200.0	H	30.0	0
2782.666667	---	38.22	54.00	15.78	200.0	V	204.0	1
3405.200000	50.03	---	68.20	18.17	100.0	V	240.0	3
3947.466667	---	41.90	54.00	12.10	200.0	H	175.0	6
4439.566667	51.81	---	68.20	16.39	100.0	V	125.0	---
7008.566667	53.68	---	68.20	14.52	200.0	H	175.0	11
7378.400000	---	44.41	54.00	9.59	200.0	H	182.0	11

Remark: 1. Correction Factor = Antenna factor+ Insertion loss (cable loss + amplifier gain)

802.11a CH64



Radiates Emission from 1GHz to 8GHz



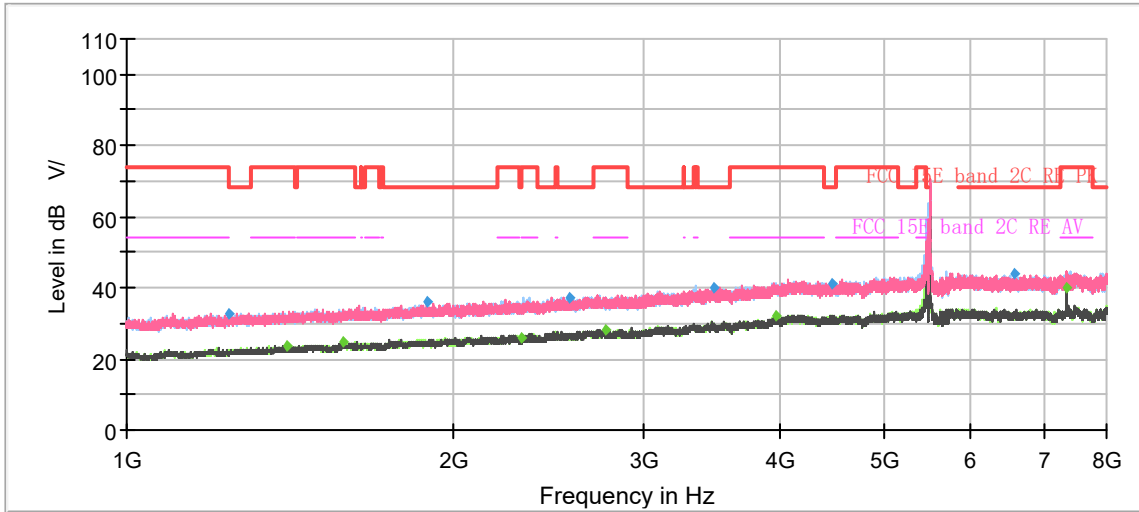
Note: The signal beyond the limit is carrier.  
Radiates Emission from 8GHz to 18GHz



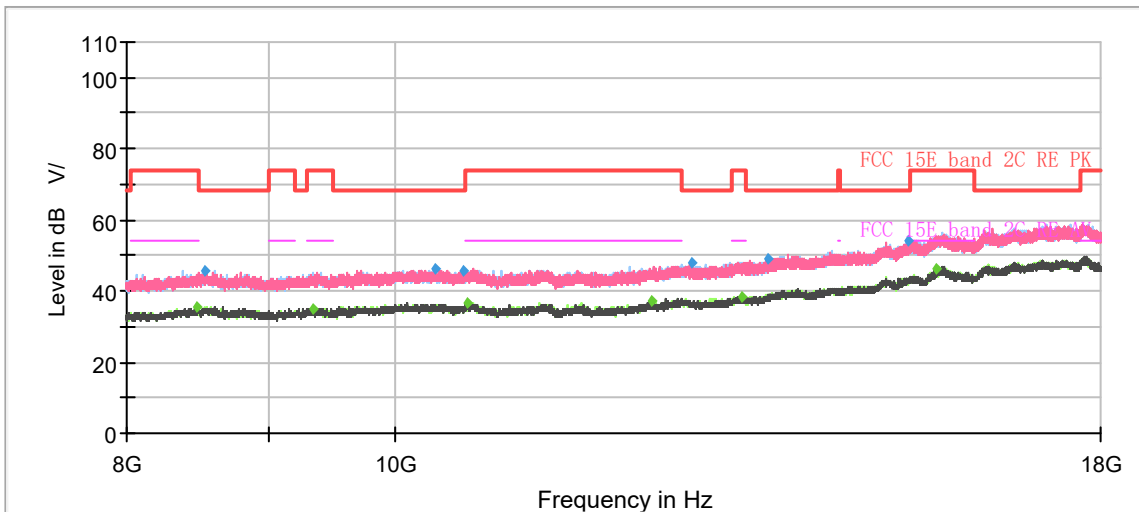
Frequency (MHz)	Peak (dBuV/m)	Average (dBuV/m)	Limit (dBuV/m)	Margin (dB)	Height (cm)	Polarization	Azimuth (deg)	Correct Factor (dB)
1295.633333	43.31	---	68.20	24.89	100.0	V	225.0	-7
1386.633333	---	33.64	54.00	20.36	100.0	V	255.0	-6
1687.400000	---	34.69	54.00	19.31	200.0	V	169.0	-5
1803.133333	46.42	---	68.20	21.78	200.0	V	0.0	-4
2352.866667	---	37.21	54.00	16.79	100.0	V	31.0	-1
2549.566667	48.18	---	68.20	20.02	100.0	V	149.0	0
2795.033333	---	38.22	54.00	15.78	100.0	V	56.0	1
3482.200000	50.33	---	68.20	17.87	200.0	V	48.0	4
3982.233333	---	41.50	54.00	12.50	200.0	V	123.0	6
4474.333333	51.61	---	68.20	16.59	100.0	H	117.0	7
6975.433333	54.14	---	68.20	14.06	100.0	H	109.0	11
7519.333333	---	44.59	54.00	9.41	200.0	V	55.0	11

**Remark: 1. Correction Factor = Antenna factor+ Insertion loss (cable loss + amplifier gain)**

802.11a CH100



Radiates Emission from 1GHz to 8GHz



Note: The signal beyond the limit is carrier.  
Radiates Emission from 8GHz to 18GHz

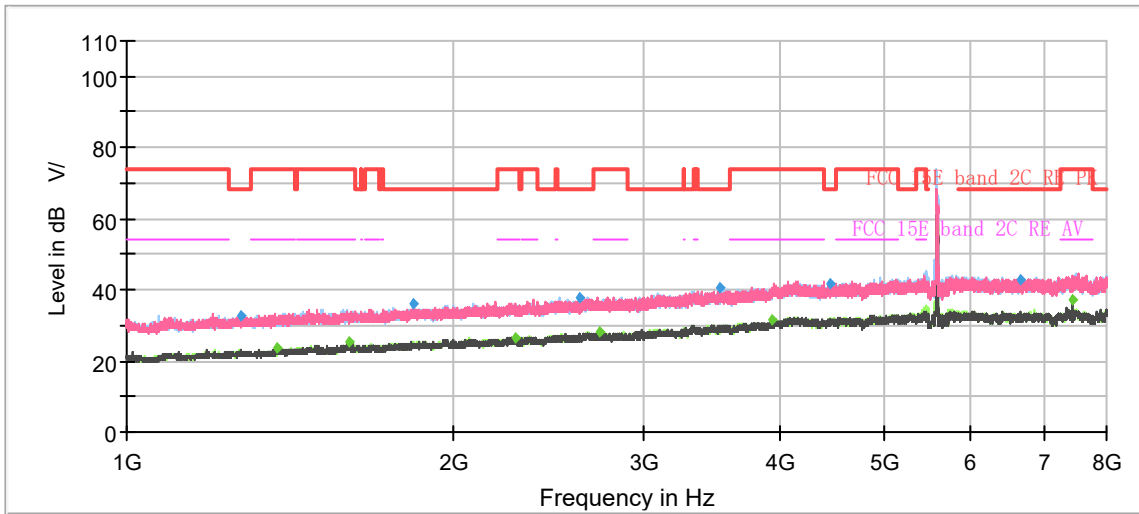


Frequency (MHz)	Peak (dBuV/m)	Average (dBuV/m)	Limit (dBuV/m)	Margin (dB)	Height (cm)	Polarization	Azimuth (deg)	Correct Factor (dB)
1242.666667	32.80	---	68.20	35.40	100.0	H	121.0	-17
1408.100000	---	23.80	54.00	30.20	100.0	V	359.0	-16
1582.400000	---	24.67	54.00	29.33	200.0	H	279.0	-15
1888.533333	36.29	---	68.20	31.91	200.0	V	194.0	-14
2313.666667	---	25.97	54.00	28.03	100.0	H	74.0	-11
2554.466667	37.46	---	68.20	30.74	200.0	H	325.0	-10
2767.500000	---	28.25	54.00	25.75	200.0	V	34.0	-9
3480.566667	40.25	---	68.20	27.95	100.0	V	209.0	-6
3962.633333	---	32.20	54.00	21.80	100.0	H	220.0	-4
4466.166667	41.38	---	68.20	26.82	200.0	V	162.0	-3
6570.366667	43.85	---	68.20	24.35	200.0	V	56.0	0
7333.366667	---	39.91	54.00	14.09	100.0	V	101.0	1

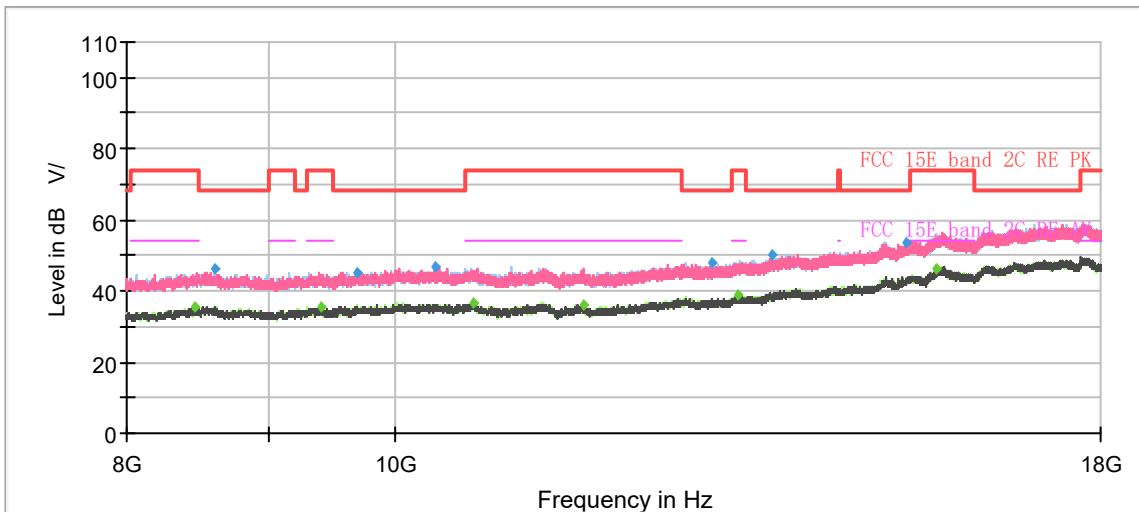
**Remark: 1. Correction Factor = Antenna factor+ Insertion loss (cable loss + amplifier gain)**



802.11a CH116



Radiates Emission from 1GHz to 8GHz



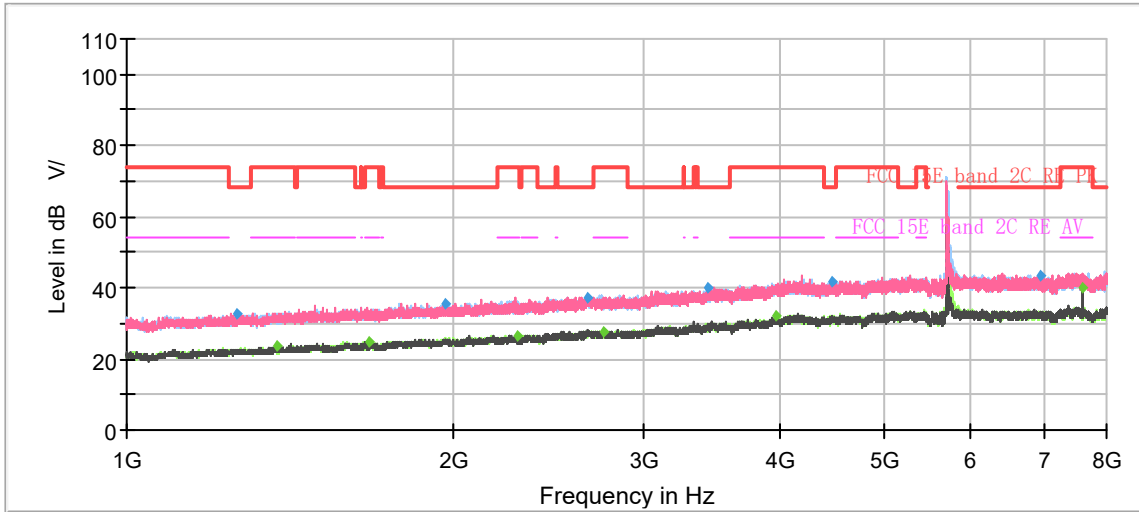
Note: The signal beyond the limit is carrier.  
Radiates Emission from 8GHz to 18GHz



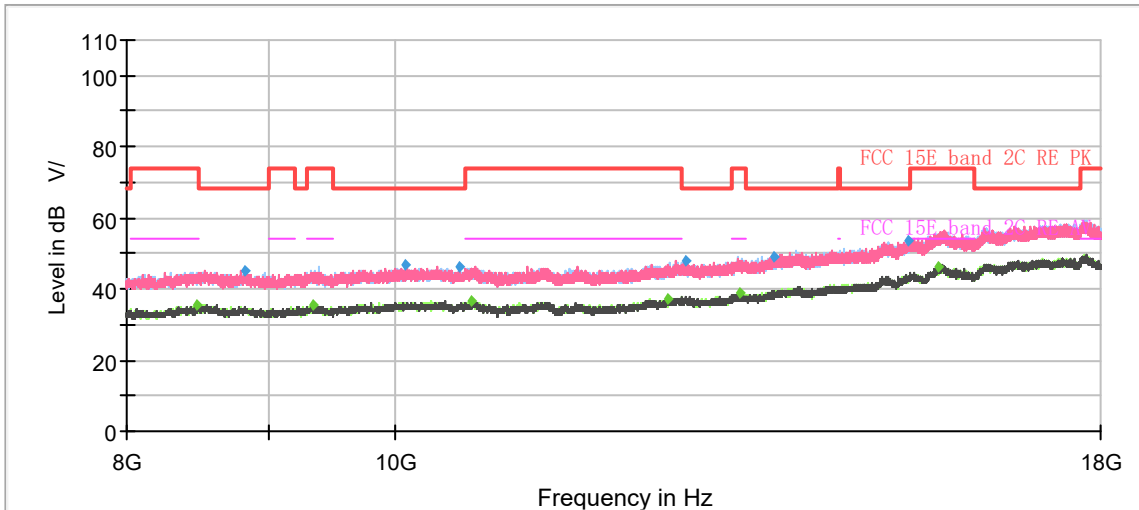
Frequency (MHz)	Peak (dBuV/m)	Average (dBuV/m)	Limit (dBuV/m)	Margin (dB)	Height (cm)	Polarization	Azimuth (deg)	Correct Factor (dB)
1275.800000	32.75	---	68.20	35.45	100.0	H	150.0	-17
1377.766667	---	23.43	54.00	30.57	100.0	V	348.0	-16
1600.366667	---	25.11	54.00	28.89	100.0	H	165.0	-15
1838.833333	35.93	---	68.20	32.27	200.0	V	65.0	-14
2278.433333	---	26.73	54.00	27.27	200.0	V	359.0	-12
2611.633333	37.71	---	68.20	30.49	100.0	V	125.0	-10
2725.966667	---	28.25	54.00	25.75	200.0	H	0.0	-9
3524.200000	40.34	---	68.20	27.86	200.0	V	141.0	-6
3939.533333	---	31.76	54.00	22.24	200.0	H	308.0	-4
4439.333333	41.66	---	68.20	26.54	100.0	V	325.0	-3
6652.033333	43.03	---	68.20	25.17	200.0	H	0.0	0
7440.000000	---	37.15	54.00	16.85	100.0	V	125.0	1

Remark: 1. Correction Factor = Antenna factor+ Insertion loss (cable loss + amplifier gain)

802.11a CH140



Radiates Emission from 1GHz to 8GHz



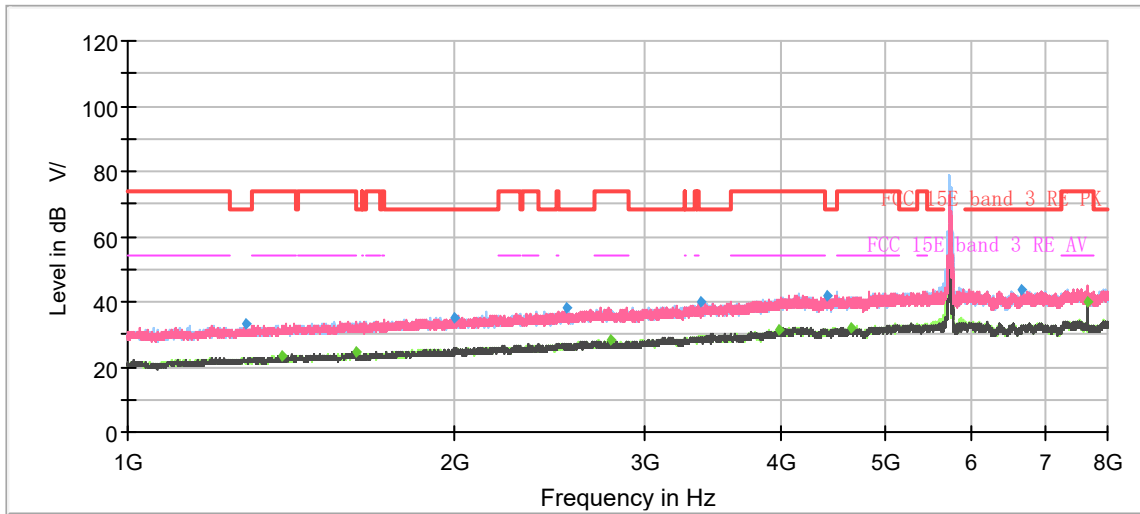
Note: The signal beyond the limit is carrier.  
Radiates Emission from 8GHz to 18GHz



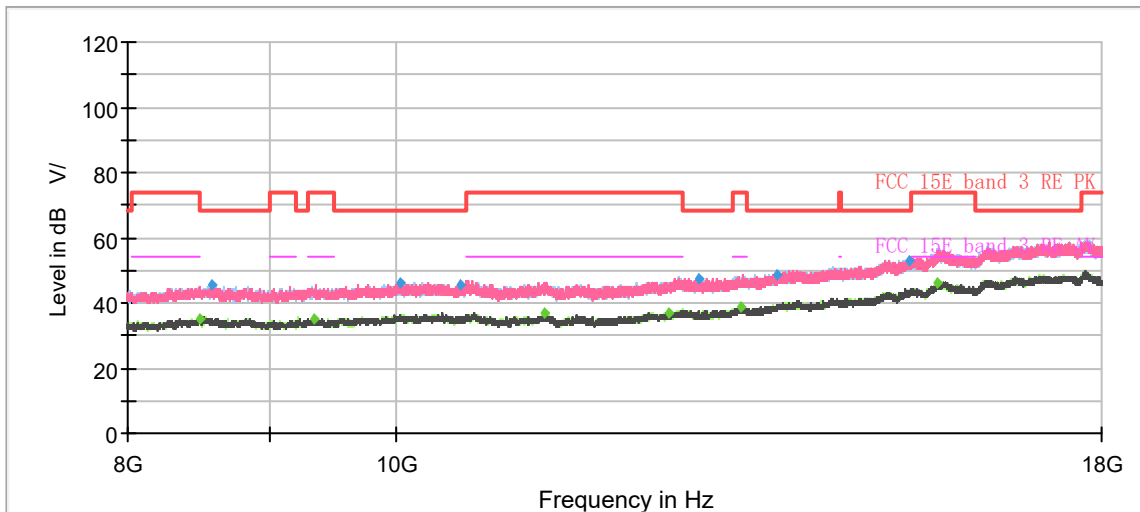
Frequency (MHz)	Peak (dBuV/m)	Average (dBuV/m)	Limit (dBuV/m)	Margin (dB)	Height (cm)	Polarization	Azimuth (deg)	Correct Factor (dB)
1264.833333	32.87	---	68.20	35.33	100.0	V	167.0	-17
1377.066667	---	23.65	54.00	30.35	100.0	H	121.0	-16
1675.033333	---	24.81	54.00	29.19	200.0	H	243.0	-15
1965.533333	35.46	---	68.20	32.74	200.0	V	118.0	-13
2287.533333	---	26.57	54.00	27.43	200.0	H	281.0	-12
2664.366667	37.35	---	68.20	30.85	200.0	V	72.0	-10
2755.833333	---	27.91	54.00	26.09	100.0	H	121.0	-9
3430.166667	40.13	---	68.20	28.07	200.0	H	0.0	-6
3964.266667	---	32.23	54.00	21.77	100.0	V	159.0	-4
4458.466667	41.99	---	68.20	26.21	100.0	H	20.0	-3
6963.533333	43.47	---	68.20	24.73	100.0	V	227.0	1
7600.066667	---	39.81	54.00	14.19	100.0	V	120.0	1

**Remark: 1. Correction Factor = Antenna factor+ Insertion loss (cable loss + amplifier gain)**

## 802.11a CH149



Radiates Emission from 1GHz to 8GHz



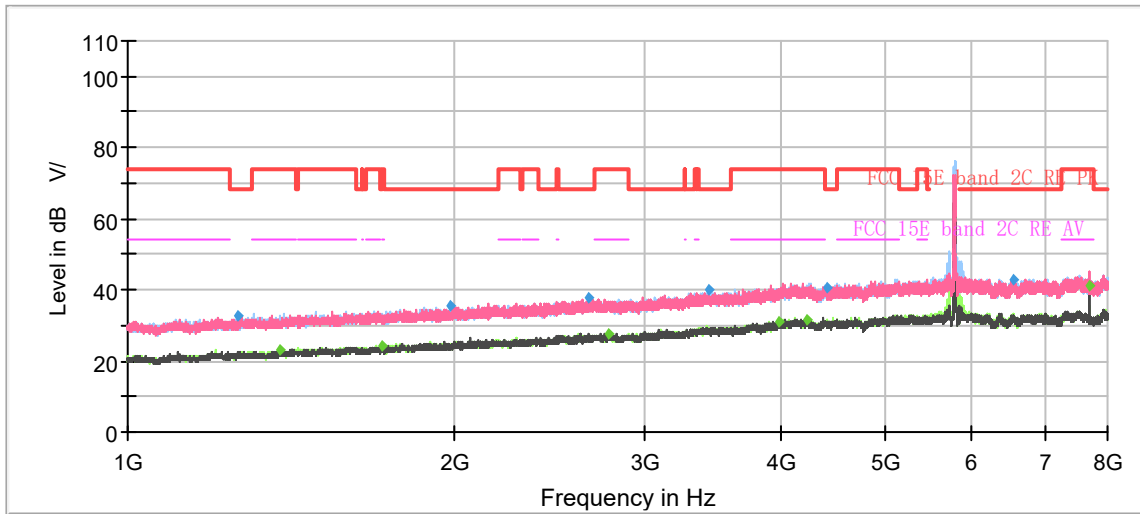
Note: The signal beyond the limit is carrier.  
Radiates Emission from 8GHz to 18GHz



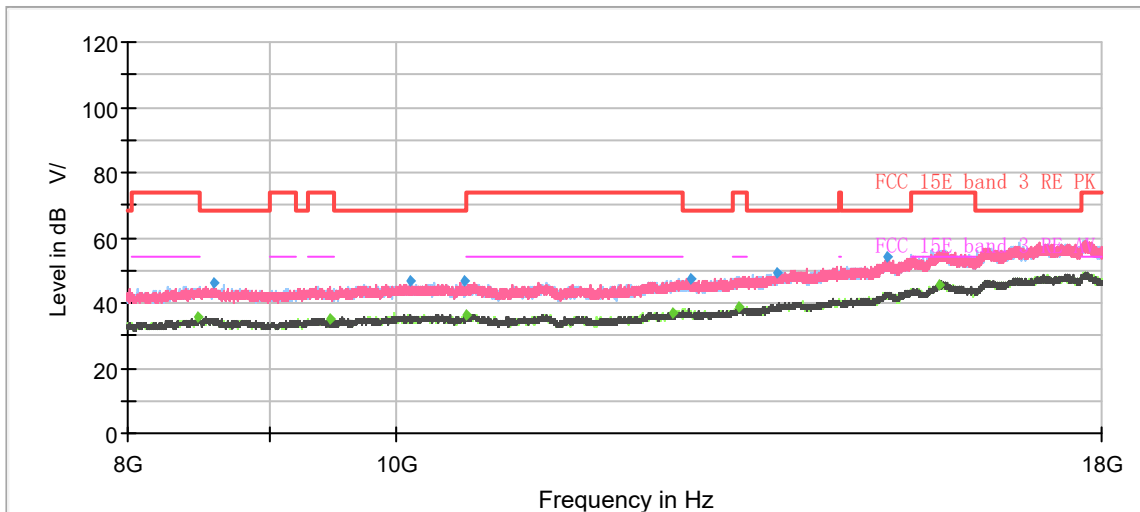
Frequency (MHz)	Peak (dBuV/m)	Average (dBuV/m)	Limit (dBuV/m)	Margin (dB)	Height (cm)	Polarization	Azimuth (deg)	Correct Factor (dB)
1285.133333	32.94	---	68.20	35.26	200.0	H	3.0	-17
1388.500000	---	23.35	54.00	30.65	200.0	V	163.0	-16
1625.333333	---	24.40	54.00	29.60	200.0	H	345.0	-15
1996.566667	35.15	---	68.20	33.05	200.0	V	232.0	-13
2540.466667	38.12	---	68.20	30.08	100.0	H	356.0	-10
2792.466667	---	28.32	54.00	25.68	200.0	V	286.0	-9
3372.533333	39.85	---	68.20	28.35	200.0	V	86.0	-7
3975.000000	---	31.32	54.00	22.68	100.0	H	220.0	-4
4409.000000	41.69	---	68.20	26.51	200.0	V	54.0	-3
4642.800000	---	31.97	54.00	22.03	100.0	V	241.0	-3
6665.566667	43.63	---	68.20	24.57	100.0	V	55.0	0
7660.266667	---	40.05	54.00	13.95	100.0	V	101.0	1

**Remark: 1. Correction Factor = Antenna factor+ Insertion loss (cable loss + amplifier gain)**

## 802.11a CH157



Radiates Emission from 1GHz to 8GHz



Note: The signal beyond the limit is carrier.  
Radiates Emission from 8GHz to 18GHz

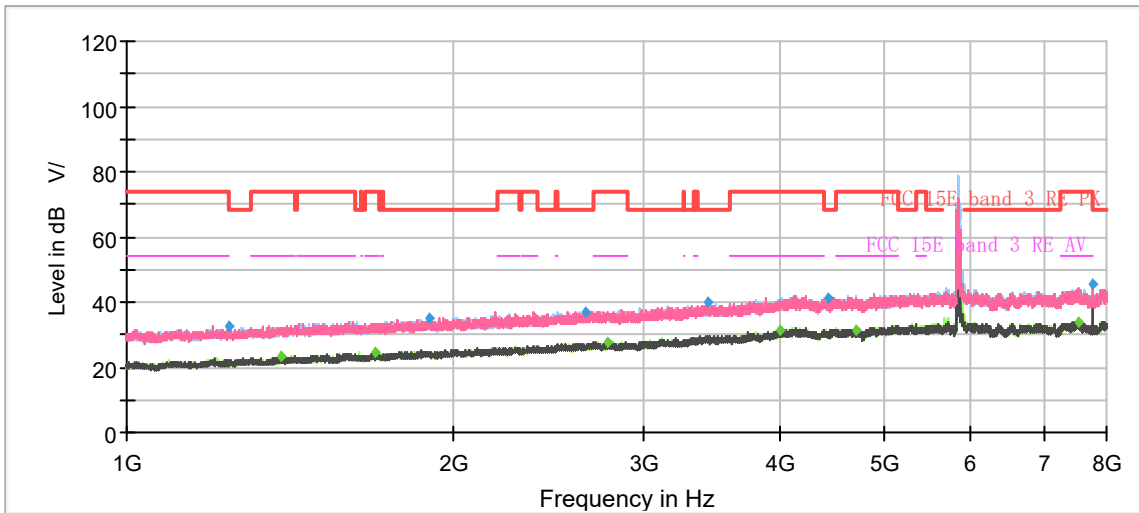


Frequency (MHz)	Peak (dBuV/m)	Average (dBuV/m)	Limit (dBuV/m)	Margin (dB)	Height (cm)	Polarization	Azimuth (deg)	Correct Factor (dB)
1261.33	32.51	---	68.20	35.69	100.0	V	72.00	-17
1382.20	---	23.22	54.00	30.78	100.0	H	336.00	-16
1718.90	---	24.27	54.00	29.73	100.0	V	133.00	-15
1982.57	35.33	---	68.20	32.87	100.0	H	20.00	-13
2659.23	37.52	---	68.20	30.68	100.0	V	125.00	-10
2779.87	---	27.89	54.00	26.11	200.0	H	233.00	-9
3437.63	39.94	---	68.20	28.26	200.0	V	276.00	-6
3975.23	---	31.15	54.00	22.85	200.0	H	105.00	-4
4230.73	---	31.35	54.00	22.65	200.0	V	28.00	-3
4414.83	40.64	---	68.20	27.56	100.0	V	156.00	-3
6543.53	43.02	---	68.20	25.18	200.0	H	180.00	0
7713.47	---	41.35	54.00	12.65	100.0	V	102.00	1

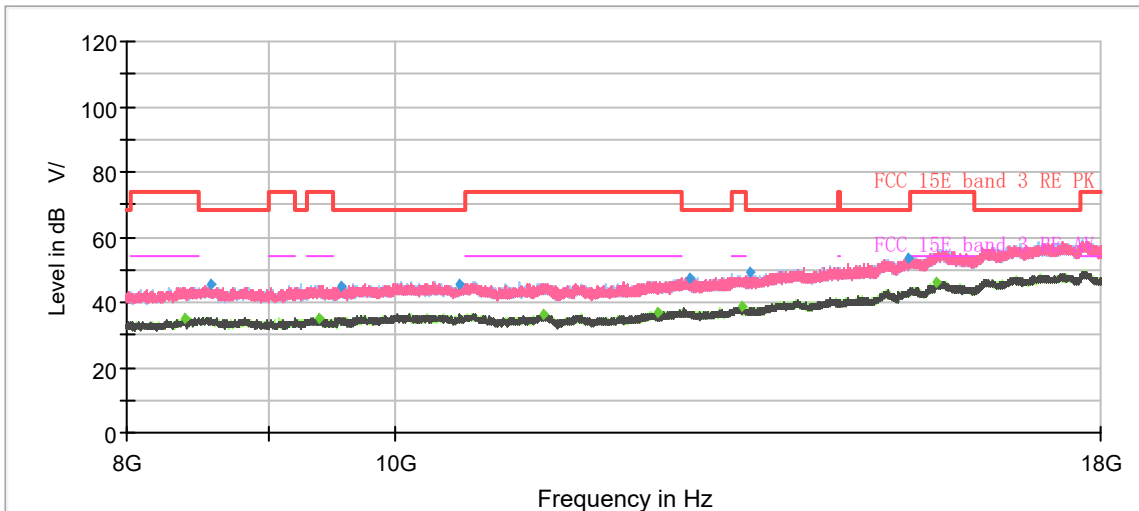
**Remark: 1. Correction Factor = Antenna factor+ Insertion loss (cable loss + amplifier gain)**



802.11a CH165



Radiates Emission from 1GHz to 8GHz



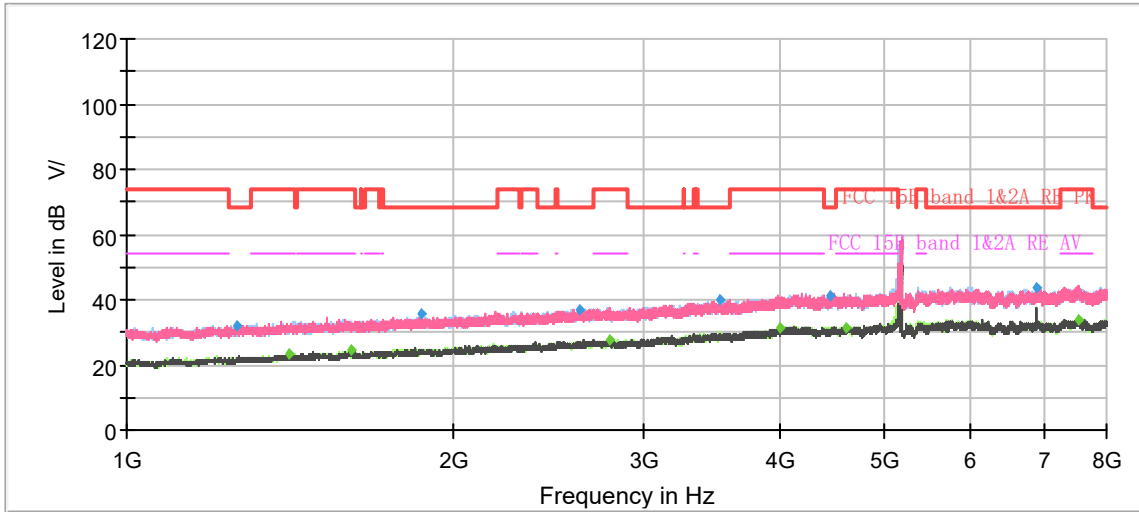
Note: The signal beyond the limit is carrier.  
Radiates Emission from 8GHz to 18GHz



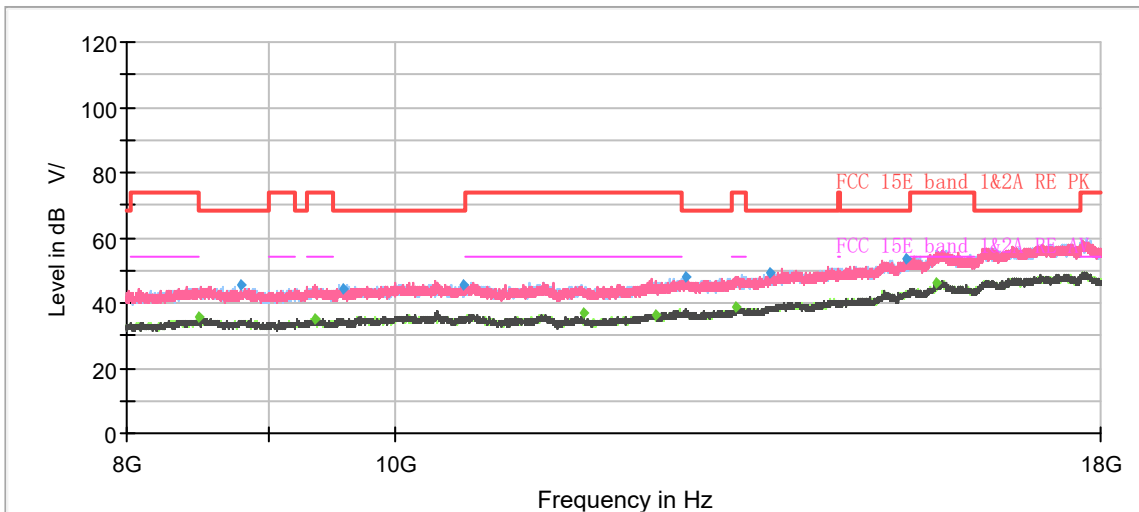
Frequency (MHz)	Peak (dBuV/m)	Average (dBuV/m)	Limit (dBuV/m)	Margin (dB)	Height (cm)	Polarization	Azimuth (deg)	Correct Factor (dB)
1243.13	32.80	---	68.20	35.40	200.0	H	136.00	-17
1390.13	---	23.32	54.00	30.69	100.0	H	187.00	-16
1692.53	---	24.49	54.00	29.51	100.0	H	118.00	-15
1900.20	34.97	---	68.20	33.23	100.0	V	8.00	-14
2653.40	37.07	---	68.20	31.13	100.0	V	290.00	-10
2776.13	---	27.73	54.00	26.27	200.0	H	55.00	-9
3425.03	40.08	---	68.20	28.12	100.0	H	110.00	-6
3991.57	---	31.42	54.00	22.58	200.0	V	343.00	-4
4432.33	41.20	---	68.20	27.00	200.0	V	170.00	-3
4694.37	---	31.50	54.00	22.50	200.0	V	154.00	-3
7544.77	---	33.85	54.00	20.15	100.0	H	307.00	1
7766.43	45.61	---	68.20	22.59	100.0	V	105.00	1

Remark: 1. Correction Factor = Antenna factor+ Insertion loss (cable loss + amplifier gain)

802.11ac (VHT20) CH36



Radiates Emission from 1GHz to 8GHz



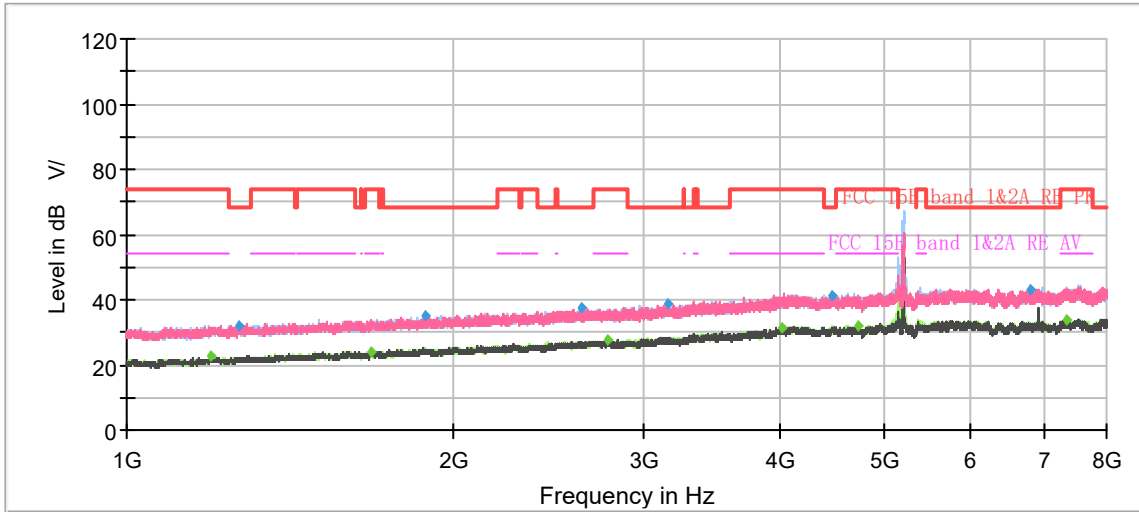
Note: The signal beyond the limit is carrier.  
Radiates Emission from 8GHz to 18GHz



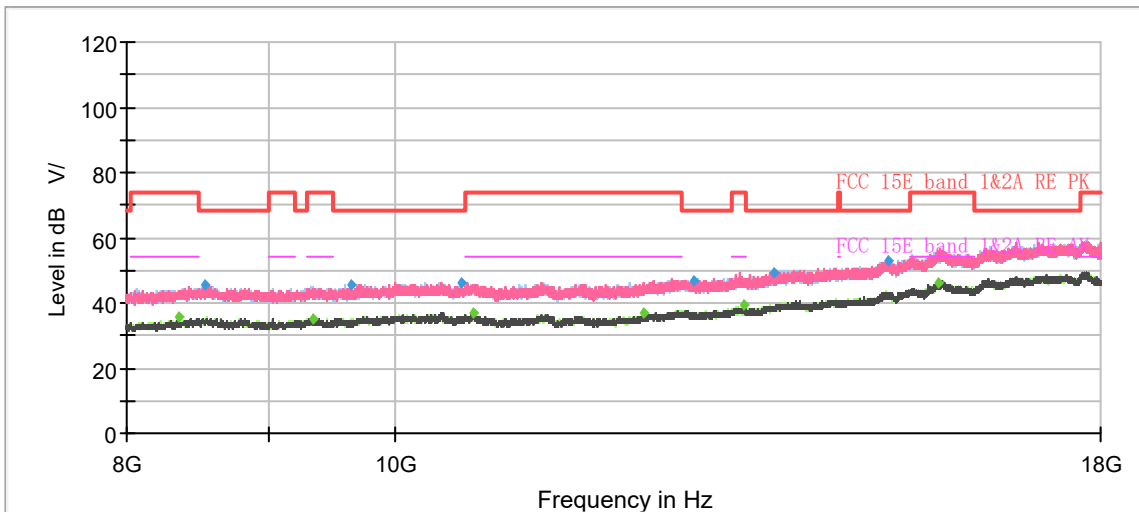
Frequency (MHz)	Peak (dBuV/m)	Average (dBuV/m)	Limit (dBuV/m)	Margin (dB)	Height (cm)	Polarization	Azimuth (deg)	Correct Factor (dB)
1264.60	32.16	---	68.20	36.04	200.0	H	155.00	-17
1412.53	---	23.27	54.00	30.73	100.0	V	219.00	-16
1608.30	---	24.54	54.00	29.46	100.0	H	296.00	-15
1869.40	35.77	---	68.20	32.43	100.0	V	196.00	-14
2612.80	37.13	---	68.20	31.07	200.0	V	260.00	-10
2792.00	---	27.57	54.00	26.43	200.0	V	0.00	-9
3517.90	40.03	---	68.20	28.17	200.0	H	329.00	-6
3996.00	---	31.15	54.00	22.85	200.0	V	53.00	-4
4451.93	41.53	---	68.20	26.67	200.0	V	260.00	-3
4604.07	---	31.39	54.00	22.61	100.0	V	62.00	-3
6903.57	43.86	---	68.20	24.34	100.0	H	219.00	1
7524.70	---	33.92	54.00	20.08	200.0	H	0.00	1

Remark: 1. Correction Factor = Antenna factor+ Insertion loss (cable loss + amplifier gain)

802.11ac (VHT20) CH40



Radiates Emission from 1GHz to 8GHz



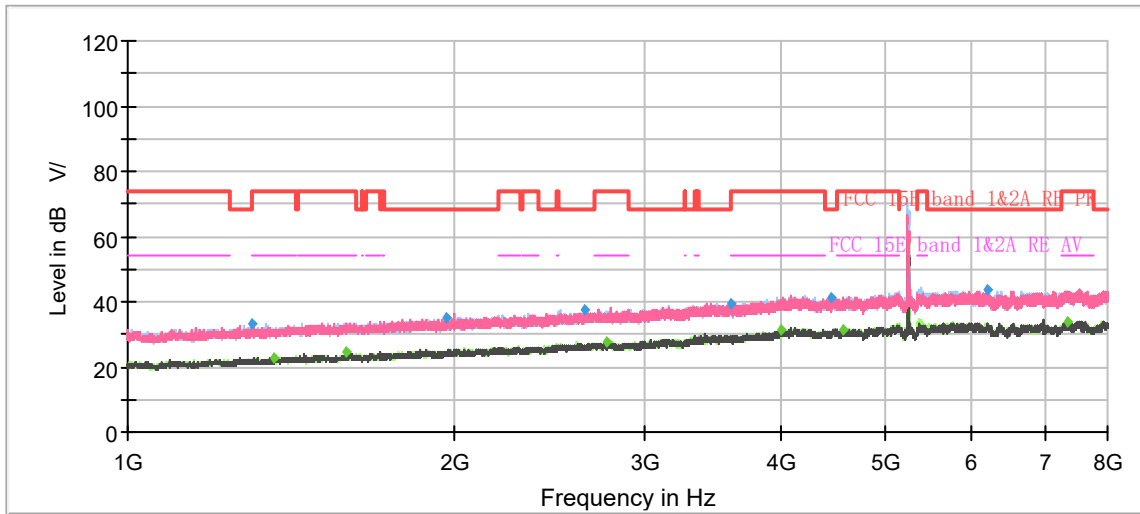
Note: The signal beyond the limit is carrier.  
Radiates Emission from 8GHz to 18GHz



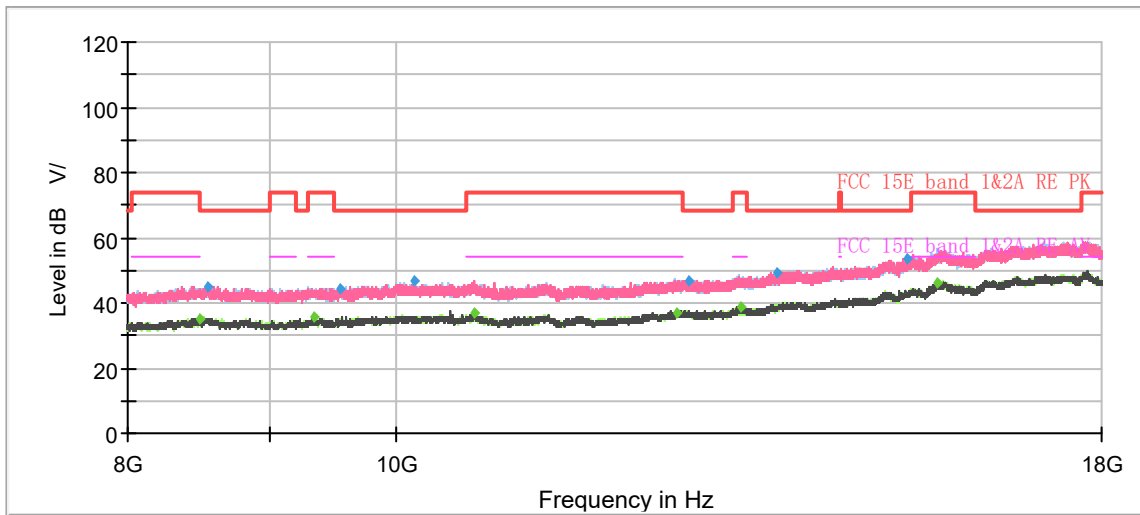
Frequency (MHz)	Peak (dBuV/m)	Average (dBuV/m)	Limit (dBuV/m)	Margin (dB)	Height (cm)	Polarization	Azimuth (deg)	Correct Factor (dB)
1194.37	---	22.50	54.00	31.50	200.0	V	165.00	-18
1266.23	31.74	---	68.20	36.46	100.0	V	347.00	-17
1680.87	---	24.21	54.00	29.79	100.0	H	186.00	-15
1885.73	35.31	---	68.20	32.89	100.0	H	155.00	-14
2620.73	37.62	---	68.20	30.58	100.0	H	126.00	-10
2772.17	---	27.52	54.00	26.48	100.0	H	194.00	-9
3148.07	38.78	---	68.20	29.42	100.0	V	339.00	-8
4022.60	---	31.13	54.00	22.87	200.0	H	0.00	-4
4474.33	41.29	---	68.20	26.91	200.0	H	278.00	-3
4722.60	---	32.01	54.00	21.99	100.0	V	325.00	-3
6812.57	43.32	---	68.20	24.88	100.0	V	290.00	0
7336.63	---	33.84	54.00	20.16	100.0	H	0.00	1

Remark: 1. Correction Factor = Antenna factor+ Insertion loss (cable loss + amplifier gain)

## 802.11ac (VHT20) CH48



Radiates Emission from 1GHz to 8GHz



Note: The signal beyond the limit is carrier.  
Radiates Emission from 8GHz to 18GHz

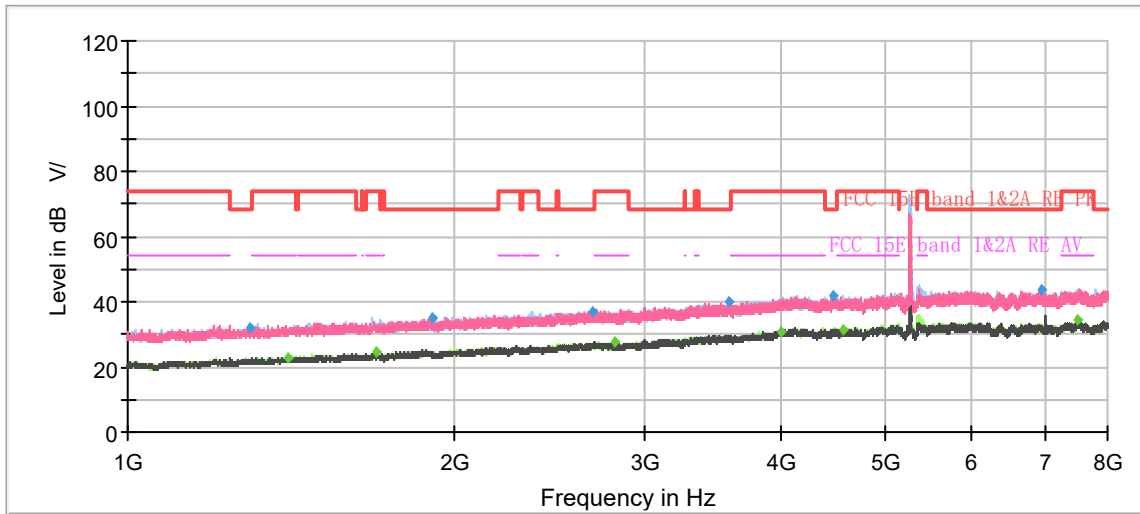


Frequency (MHz)	Peak (dBuV/m)	Average (dBuV/m)	Limit (dBuV/m)	Margin (dB)	Height (cm)	Polarization	Azimuth (deg)	Correct Factor (dB)
1299.60	33.12	---	68.20	35.08	200.0	V	111.00	-17
1362.60	---	23.03	54.00	30.97	100.0	V	310.00	-17
1589.17	---	24.51	54.00	29.49	200.0	H	282.00	-15
1965.53	34.88	---	68.20	33.32	200.0	V	296.00	-13
2641.97	37.68	---	68.20	30.52	200.0	H	335.00	-10
2768.20	---	27.79	54.00	26.21	100.0	H	0.00	-9
3591.17	39.66	---	68.20	28.54	200.0	V	5.00	-6
3992.73	---	31.67	54.00	22.33	200.0	V	66.00	-4
4446.80	41.15	---	68.20	27.05	100.0	H	134.00	-3
4561.83	---	31.09	54.00	22.91	100.0	H	78.00	-3
6200.30	43.64	---	68.20	24.56	200.0	H	192.00	0
7350.17	---	33.91	54.00	20.09	200.0	H	267.00	1

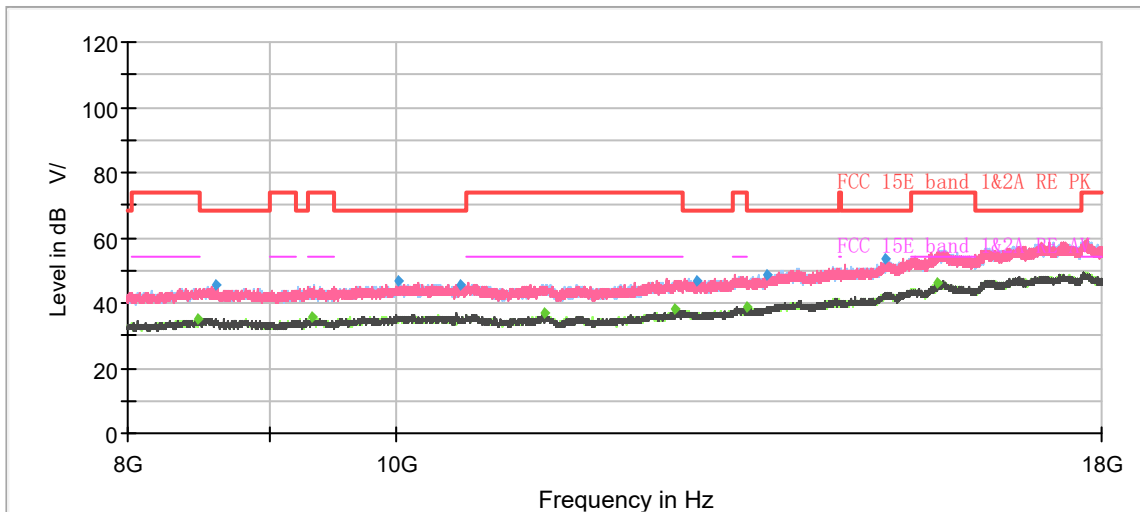
Remark: 1. Correction Factor = Antenna factor+ Insertion loss (cable loss + amplifier gain)



802.11ac (VHT20) CH52



Radiates Emission from 1GHz to 8GHz



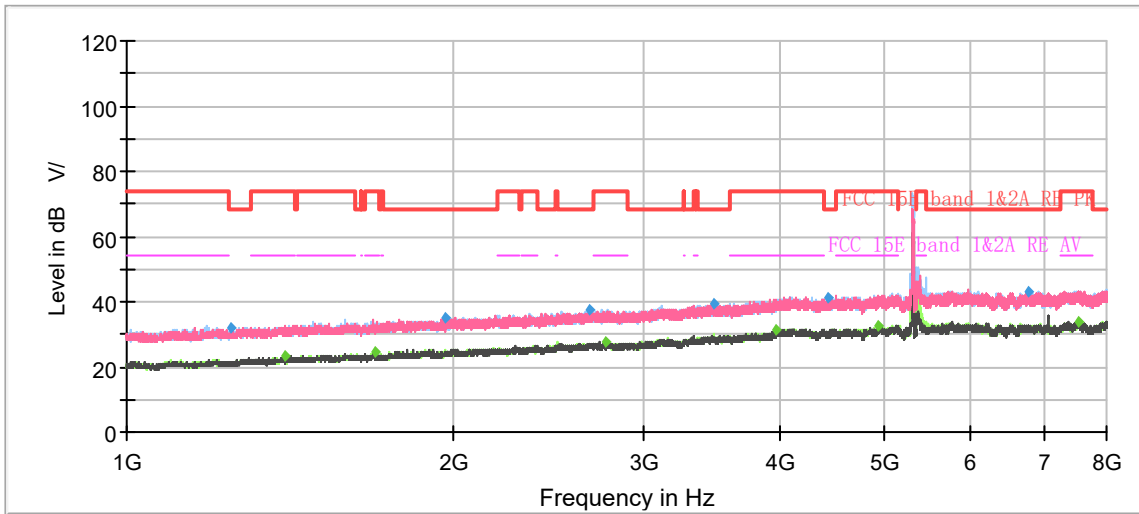
Note: The signal beyond the limit is carrier.  
Radiates Emission from 8GHz to 18GHz



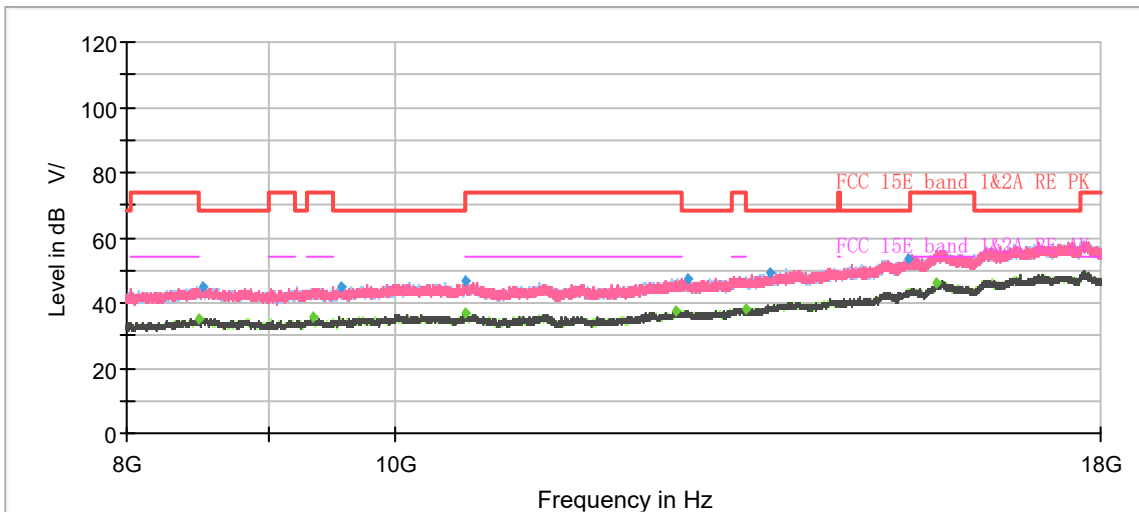
Frequency (MHz)	Peak (dBuV/m)	Average (dBuV/m)	Limit (dBuV/m)	Margin (dB)	Height (cm)	Polarization	Azimuth (deg)	Correct Factor (dB)
1298.67	32.15	---	68.20	36.05	100.0	V	340.00	-17
1407.63	---	22.93	54.00	31.07	100.0	V	225.00	-16
1691.13	---	24.74	54.00	29.26	200.0	H	238.00	-15
1912.57	35.18	---	68.20	33.02	100.0	V	239.00	-13
2685.60	36.89	---	68.20	31.31	100.0	H	28.00	-10
2809.73	---	27.44	54.00	26.56	200.0	H	351.00	-9
3588.83	39.84	---	68.20	28.36	200.0	V	211.00	-6
3994.83	---	30.96	54.00	23.04	100.0	V	187.00	-4
4464.07	41.70	---	68.20	26.50	100.0	V	0.00	-3
4566.73	---	31.25	54.00	22.75	200.0	V	211.00	-3
6940.67	43.58	---	68.20	24.62	100.0	H	153.00	1
7493.43	---	34.57	54.00	19.43	200.0	V	226.00	1

**Remark: 1. Correction Factor = Antenna factor+ Insertion loss (cable loss + amplifier gain)**

## 802.11ac (HT20) CH60



Radiates Emission from 1GHz to 8GHz



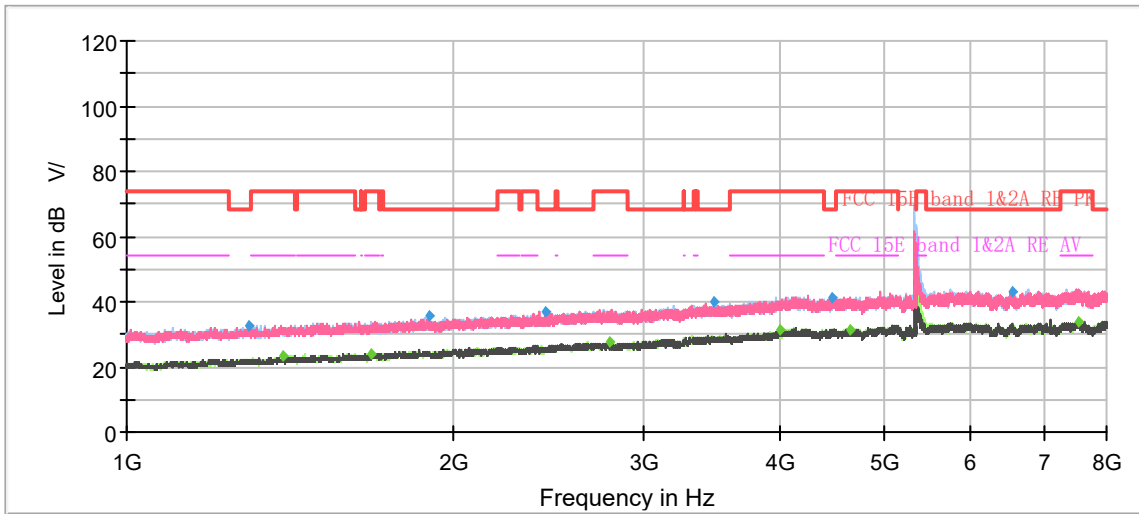
Note: The signal beyond the limit is carrier.  
Radiates Emission from 8GHz to 18GHz



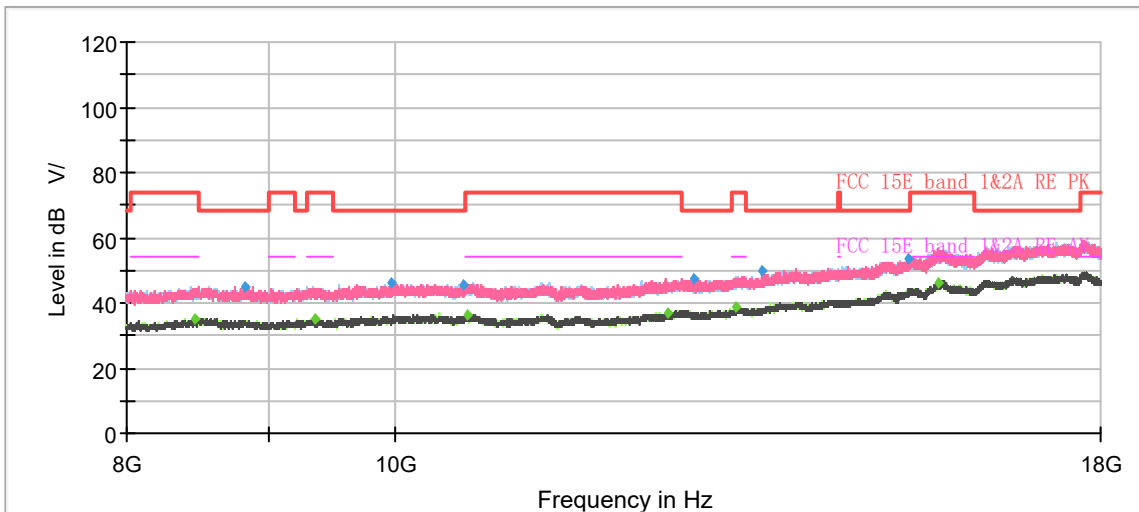
Frequency (MHz)	Peak (dBuV/m)	Average (dBuV/m)	Limit (dBuV/m)	Margin (dB)	Height (cm)	Polarization	Azimuth (deg)	Correct Factor (dB)
1249.43	32.14	---	68.20	36.06	200.0	V	0.00	-17
1397.83	---	23.10	54.00	30.90	200.0	H	241.00	-16
1697.90	---	24.80	54.00	29.20	200.0	H	139.00	-15
1966.47	35.21	---	68.20	32.99	200.0	H	346.00	-13
2668.10	37.39	---	68.20	30.81	100.0	H	27.00	-10
2766.10	---	27.69	54.00	26.31	100.0	V	194.00	-9
3474.50	39.55	---	68.20	28.65	100.0	H	236.00	-6
3969.17	---	31.09	54.00	22.91	100.0	V	339.00	-4
4435.13	41.03	---	68.20	27.17	100.0	V	353.00	-3
4931.20	---	32.83	54.00	21.17	100.0	V	346.00	-2
6771.97	43.36	---	68.20	24.84	200.0	H	330.00	0
7544.77	---	34.14	54.00	19.86	200.0	V	96.00	1

**Remark: 1. Correction Factor = Antenna factor+ Insertion loss (cable loss + amplifier gain)**

802.11ac (VHT20) CH64



Radiates Emission from 1GHz to 8GHz



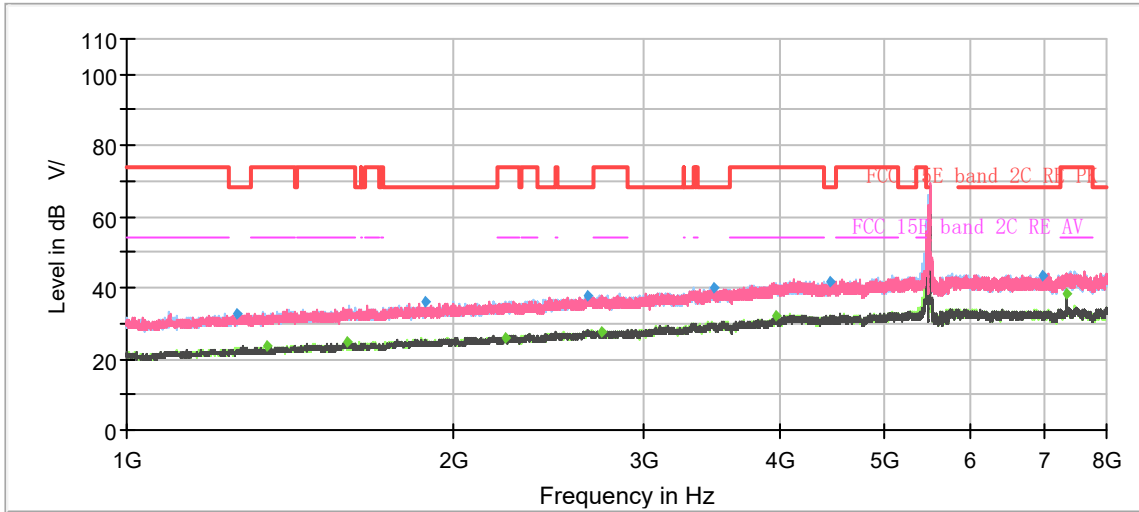
Note: The signal beyond the limit is carrier.  
Radiates Emission from 8GHz to 18GHz



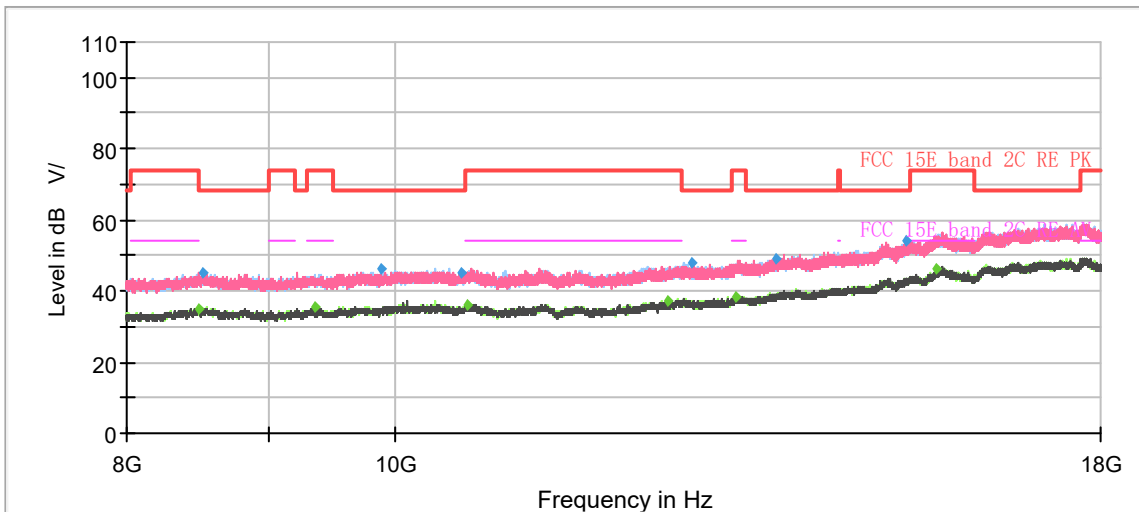
Frequency (MHz)	Peak (dBuV/m)	Average (dBuV/m)	Limit (dBuV/m)	Margin (dB)	Height (cm)	Polarization	Azimuth (deg)	Correct Factor (dB)
1298.20	32.47	---	68.20	35.73	100.0	H	67.00	-17
1392.23	---	23.29	54.00	30.71	100.0	V	291.00	-16
1679.23	---	23.99	54.00	30.01	200.0	H	162.00	-15
1900.67	35.48	---	68.20	32.72	200.0	V	145.00	-14
2433.83	37.14	---	68.20	31.06	100.0	V	54.00	-11
2790.37	---	27.50	54.00	26.50	100.0	H	0.00	-9
3481.03	39.89	---	68.20	28.31	100.0	H	30.00	-6
3993.20	---	31.63	54.00	22.37	100.0	H	105.00	-4
4475.50	41.02	---	68.20	27.18	100.0	H	98.00	-3
4638.37	---	31.63	54.00	22.37	200.0	V	0.00	-3
6538.40	43.36	---	68.20	24.84	100.0	H	60.00	0
7547.33	---	33.94	54.00	20.06	100.0	V	0.00	1

Remark: 1. Correction Factor = Antenna factor+ Insertion loss (cable loss + amplifier gain)

802.11ac (VHT20) CH100



Radiates Emission from 1GHz to 8GHz



Note: The signal beyond the limit is carrier.  
Radiates Emission from 8GHz to 18GHz

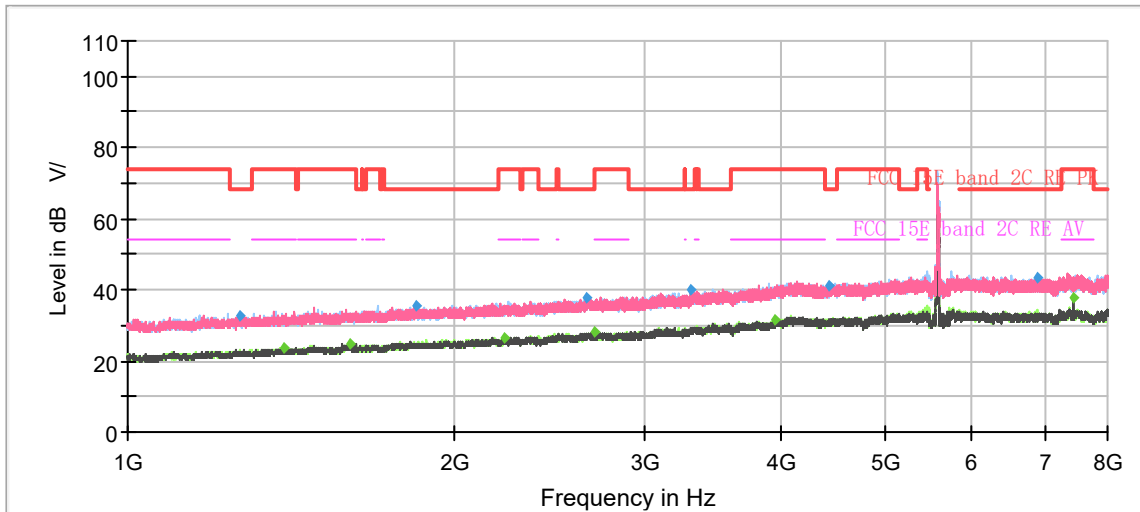


Frequency (MHz)	Peak (dBuV/m)	Average (dBuV/m)	Limit (dBuV/m)	Margin (dB)	Height (cm)	Polarization	Azimuth (deg)	Correct Factor (dB)
1261.333333	32.92	---	68.20	35.28	100.0	H	266.0	-17
1345.566667	---	23.61	54.00	30.39	200.0	H	0.0	-17
1594.066667	---	25.02	54.00	28.98	100.0	H	174.0	-15
1885.966667	36.19	---	68.20	32.01	100.0	H	356.0	-14
2234.333333	---	25.75	54.00	28.25	100.0	H	83.0	-12
2654.333333	37.58	---	68.20	30.62	100.0	H	344.0	-10
2739.500000	---	27.88	54.00	26.12	200.0	V	82.0	-9
3476.600000	40.08	---	68.20	28.12	200.0	H	275.0	-6
3966.366667	---	32.19	54.00	21.81	200.0	V	279.0	-4
4456.833333	41.77	---	68.20	26.43	200.0	V	152.0	-3
6971.700000	43.37	---	68.20	24.83	200.0	H	307.0	1
7333.600000	---	38.53	54.00	15.47	100.0	V	170.0	1

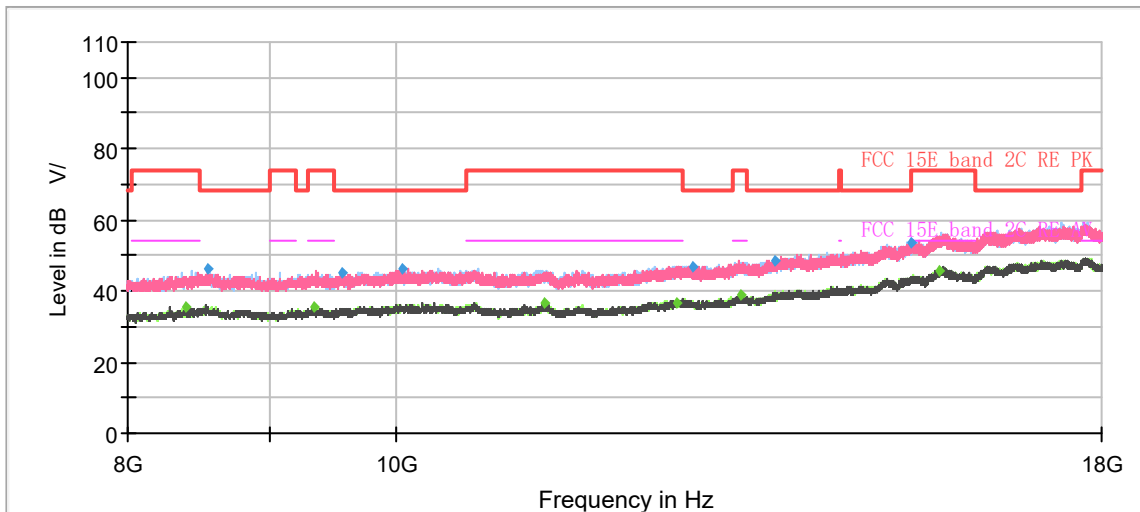
Remark: 1. Correction Factor = Antenna factor+ Insertion loss (cable loss + amplifier gain)



## 802.11ac (HT20) CH116



Radiates Emission from 1GHz to 8GHz



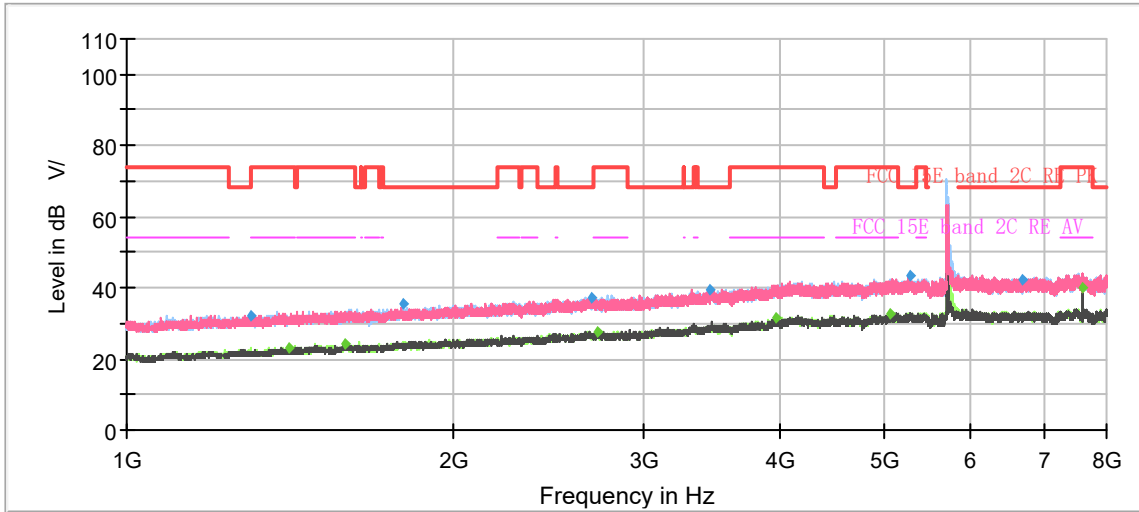
Note: The signal beyond the limit is carrier.  
Radiates Emission from 8GHz to 18GHz



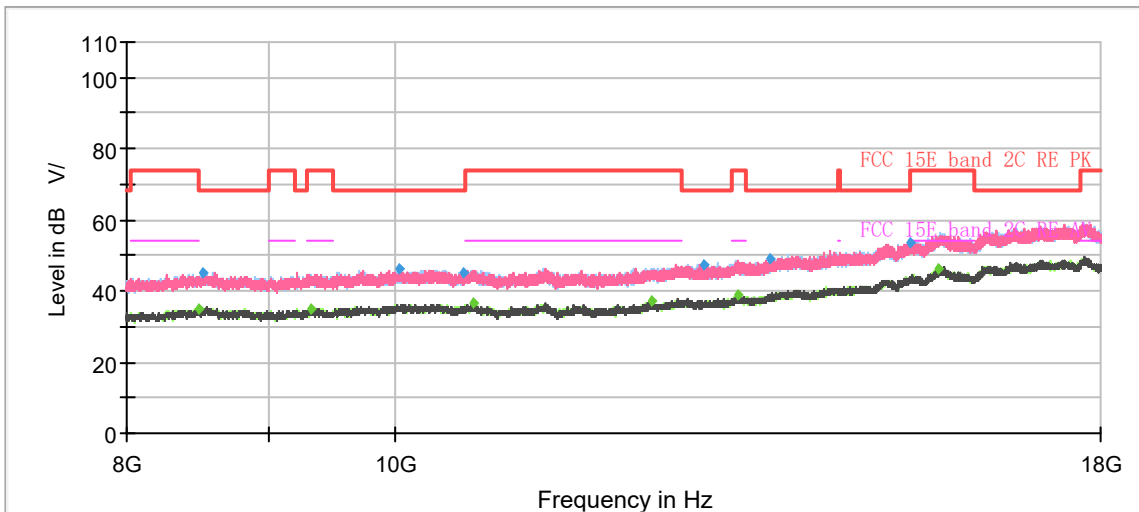
Frequency (MHz)	Peak (dBuV/m)	Average (dBuV/m)	Limit (dBuV/m)	Margin (dB)	Height (cm)	Polarization	Azimuth (deg)	Correct Factor (dB)
1271.366667	32.65	---	68.20	35.55	100.0	H	148.0	-17
1395.733333	---	23.56	54.00	30.44	100.0	H	179.0	-16
1601.766667	---	24.84	54.00	29.16	200.0	H	293.0	-15
1848.166667	35.63	---	68.20	32.57	200.0	V	149.0	-14
2226.400000	---	26.68	54.00	27.32	100.0	V	172.0	-12
2645.466667	37.85	---	68.20	30.35	100.0	H	323.0	-10
2690.733333	---	28.08	54.00	25.92	100.0	H	0.0	-9
3304.400000	40.00	---	68.20	28.20	100.0	H	0.0	-7
3957.033333	---	31.66	54.00	22.34	200.0	H	315.0	-4
4438.866667	41.41	---	68.20	26.79	200.0	H	343.0	-3
6891.666667	43.28	---	68.20	24.92	200.0	H	61.0	1
7440.000000	---	37.79	54.00	16.21	100.0	V	172.0	1

**Remark: 1. Correction Factor = Antenna factor+ Insertion loss (cable loss + amplifier gain)**

802.11ac (HT20) CH140



Radiates Emission from 1GHz to 8GHz



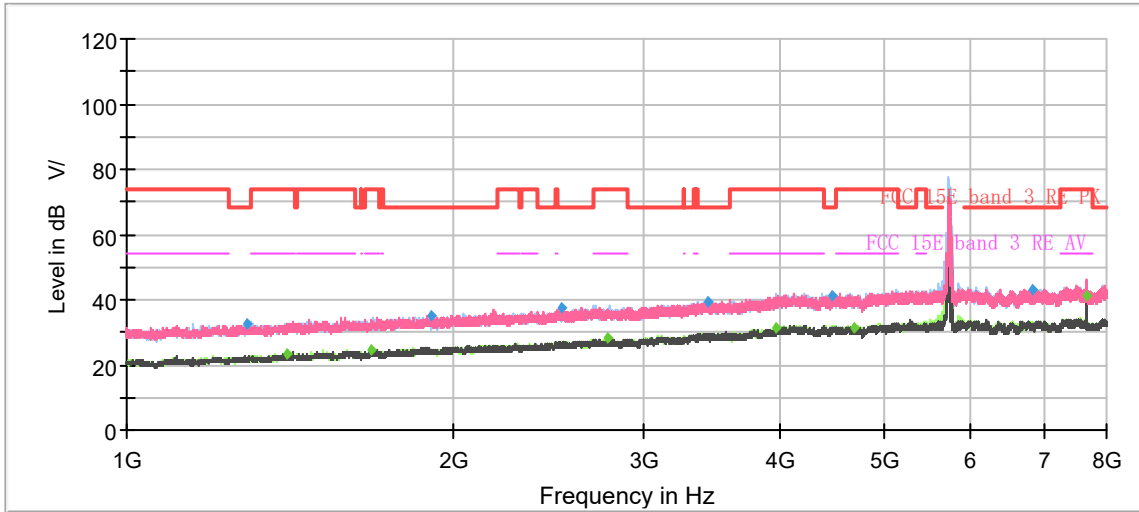
Note: The signal beyond the limit is carrier.  
Radiates Emission from 8GHz to 18GHz



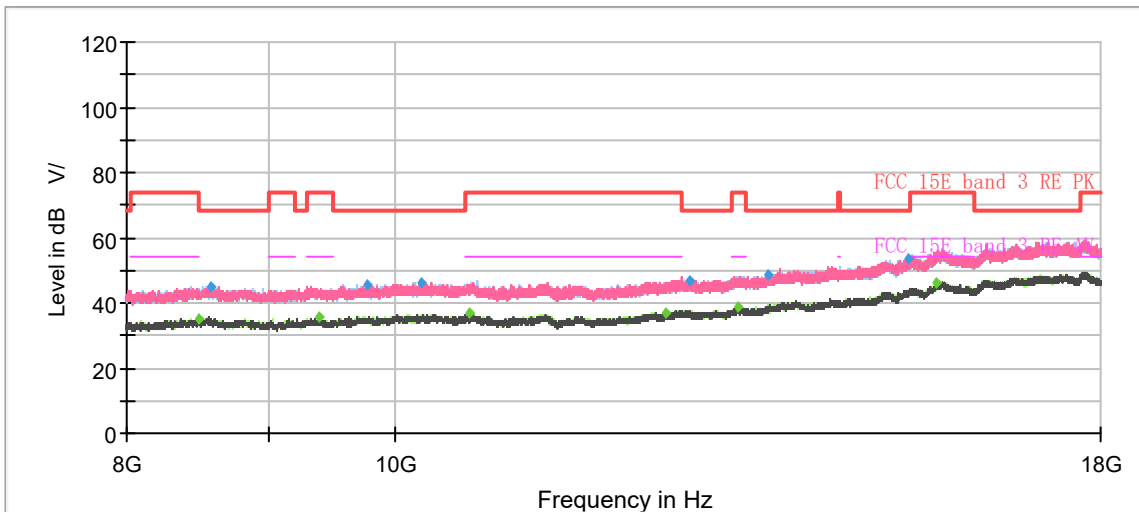
Frequency (MHz)	Peak (dBuV/m)	Average (dBuV/m)	Limit (dBuV/m)	Margin (dB)	Height (cm)	Polarization	Azimuth (deg)	Correct Factor (dB)
1299.60	32.21	---	68.20	35.99	100.0	V	103.00	-17
1408.80	---	23.27	54.00	30.73	200.0	H	299.00	-16
1591.97	---	24.27	54.00	29.73	100.0	H	124.00	-15
1798.93	35.50	---	68.20	32.70	100.0	H	45.00	-14
2680.23	37.48	---	68.20	30.72	200.0	V	337.00	-10
2717.57	---	27.60	54.00	26.40	200.0	H	0.00	-9
3453.97	39.69	---	68.20	28.51	200.0	H	168.00	-6
3964.73	---	31.47	54.00	22.53	100.0	V	36.00	-4
5050.20	---	32.63	54.00	21.37	100.0	V	51.00	-1
5270.47	43.39	---	68.20	24.81	200.0	H	160.00	-1
6704.77	42.59	---	68.20	25.61	200.0	H	51.00	0
7600.07	---	39.95	54.00	14.05	100.0	V	103.00	1

Remark: 1. Correction Factor = Antenna factor+ Insertion loss (cable loss + amplifier gain)

802.11ac (VHT20) CH149



Radiates Emission from 1GHz to 8GHz



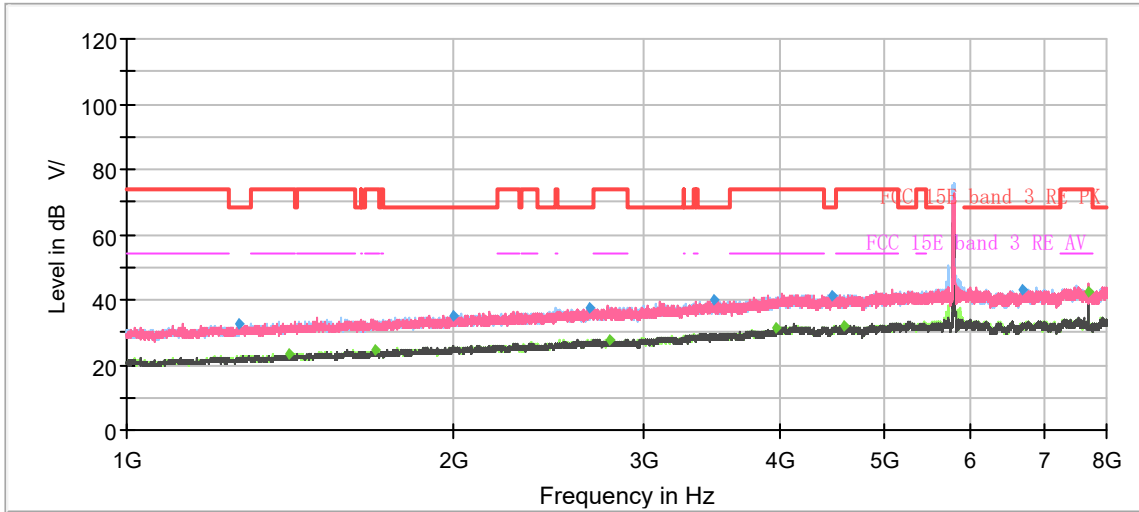
Note: The signal beyond the limit is carrier.  
Radiates Emission from 8GHz to 18GHz



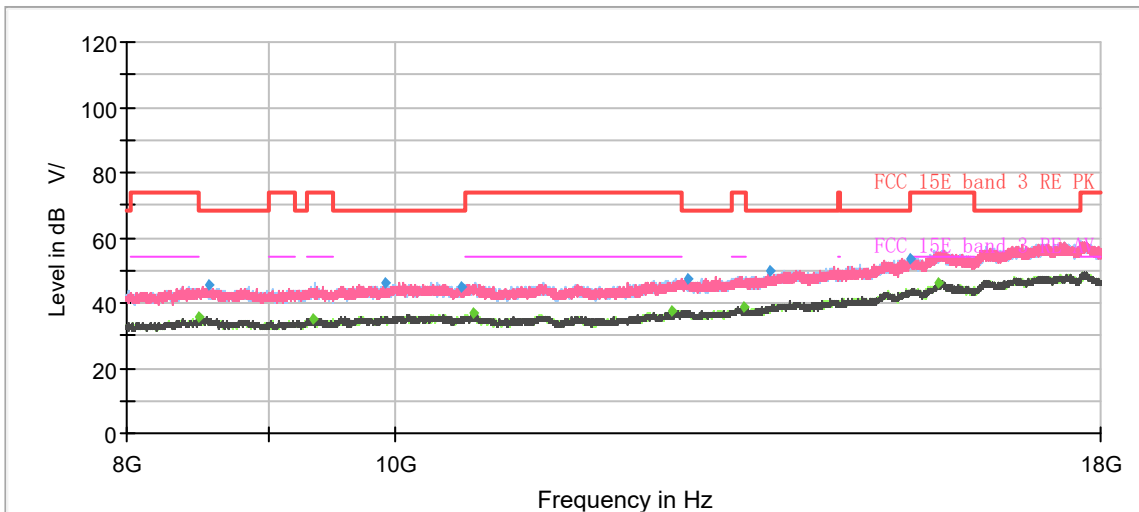
Frequency (MHz)	Peak (dBuV/m)	Average (dBuV/m)	Limit (dBuV/m)	Margin (dB)	Height (cm)	Polarization	Azimuth (deg)	Correct Factor (dB)
1290.97	32.48	---	68.20	35.72	200.0	V	181.00	-17
1407.17	---	23.33	54.00	30.67	100.0	V	104.00	-16
1682.03	---	24.83	54.00	29.17	100.0	V	208.00	-15
1908.13	35.27	---	68.20	32.93	100.0	H	323.00	-14
2518.07	37.40	---	68.20	30.80	100.0	V	290.00	-10
2775.90	---	28.07	54.00	25.93	200.0	V	104.00	-9
3432.03	39.56	---	68.20	28.64	100.0	H	22.00	-6
3969.40	---	31.25	54.00	22.75	100.0	H	60.00	-4
4461.27	40.93	---	68.20	27.27	200.0	H	263.00	-3
4687.83	---	31.66	54.00	22.34	200.0	V	73.00	-3
6843.83	43.06	---	68.20	25.14	100.0	V	15.00	0
7660.03	---	41.20	54.00	12.80	100.0	V	104.00	1

Remark: 1. Correction Factor = Antenna factor+ Insertion loss (cable loss + amplifier gain)

802.11ac (VHT20) CH157



Radiates Emission from 1GHz to 8GHz



Note: The signal beyond the limit is carrier.  
Radiates Emission from 8GHz to 18GHz



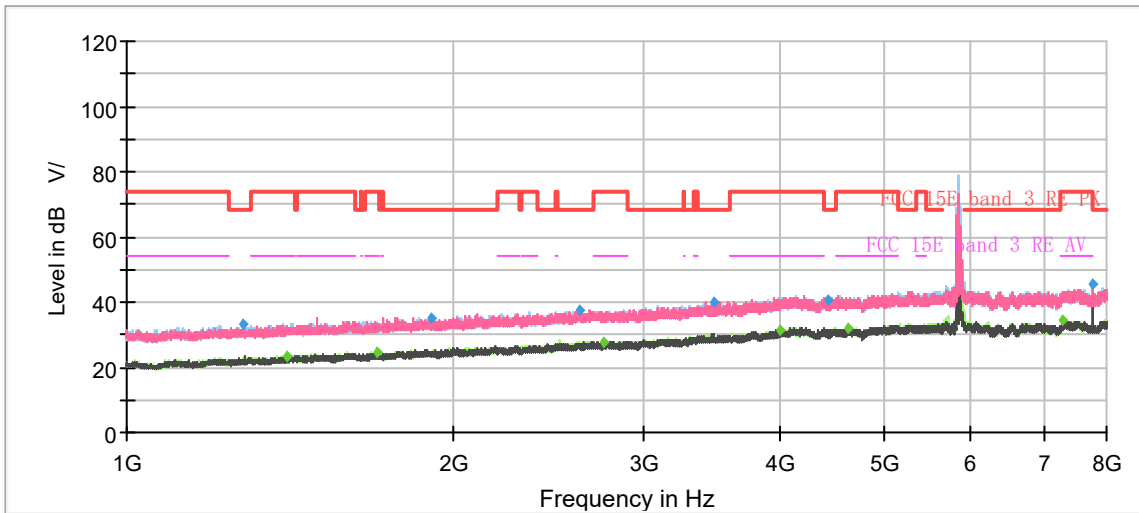
Frequency (MHz)	Peak (dBuV/m)	Average (dBuV/m)	Limit (dBuV/m)	Margin (dB)	Height (cm)	Polarization	Azimuth (deg)	Correct Factor (dB)
1271.37	32.37	---	68.20	35.83	100.0	V	298.00	-17
1410.20	---	23.63	54.00	30.37	200.0	V	330.00	-16
1697.20	---	24.38	54.00	29.62	100.0	H	123.00	-15
1997.73	35.26	---	68.20	32.94	200.0	V	51.00	-13
2672.07	37.60	---	68.20	30.60	200.0	H	246.00	-10
2783.13	---	27.76	54.00	26.24	200.0	H	358.00	-9
3476.13	39.87	---	68.20	28.33	200.0	H	14.00	-6
3964.50	---	31.64	54.00	22.36	200.0	H	268.00	-4
4459.63	41.46	---	68.20	26.74	200.0	H	298.00	-3
4584.47	---	31.82	54.00	22.18	100.0	V	201.00	-3
6693.80	42.95	---	68.20	25.25	200.0	H	192.00	0
7713.47	---	42.27	54.00	11.73	100.0	V	109.00	1

Remark: 1. Correction Factor = Antenna factor+ Insertion loss (cable loss + amplifier gain)

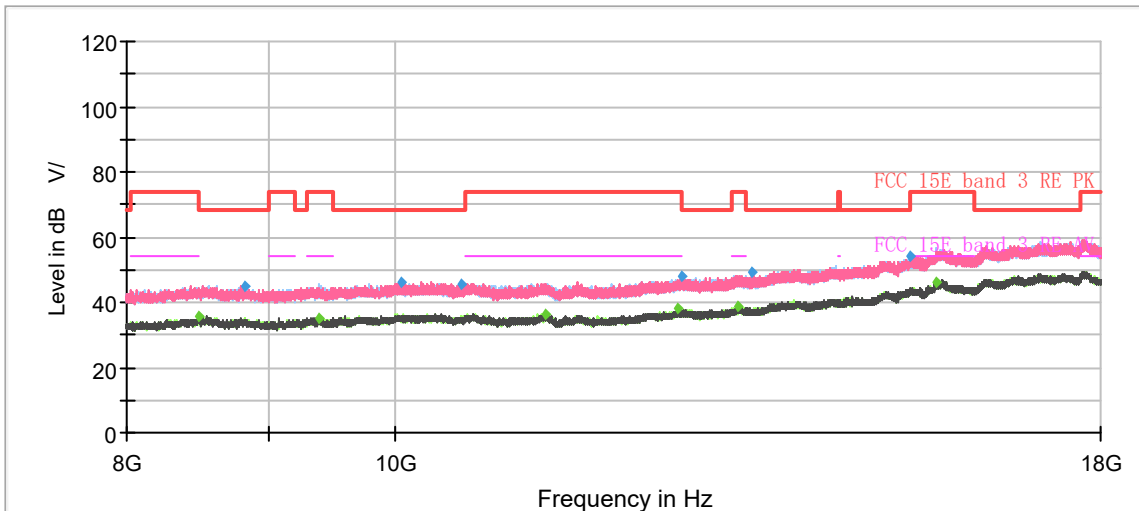




802.11ac (VHT20) CH165



Radiates Emission from 1GHz to 8GHz



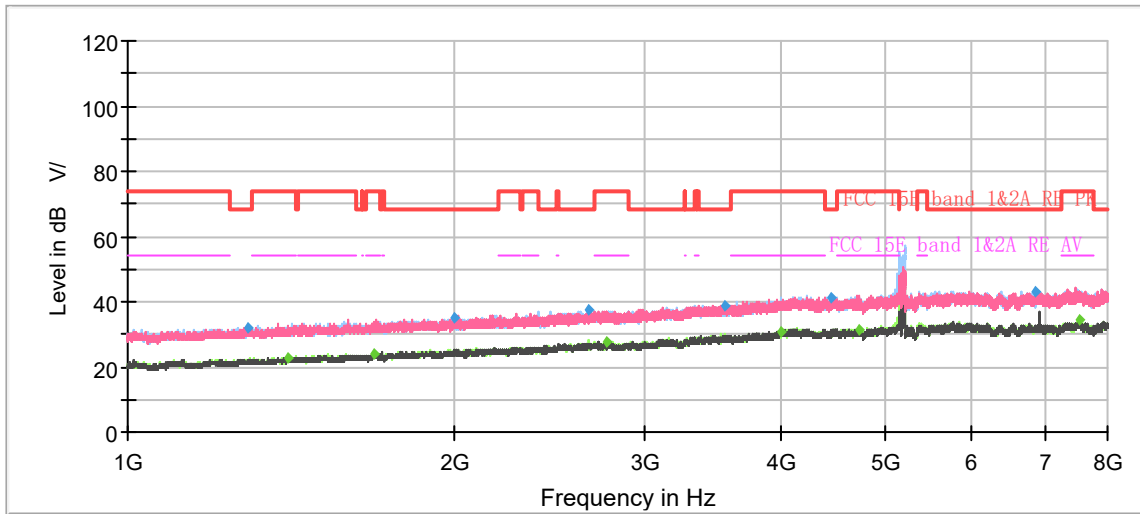
Note: The signal beyond the limit is carrier.  
Radiates Emission from 8GHz to 18GHz



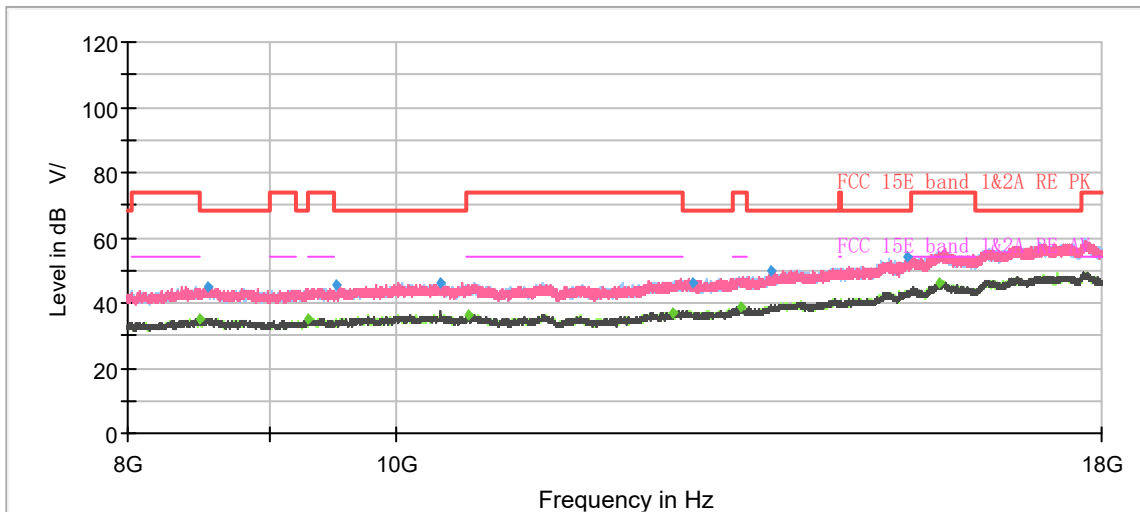
Frequency (MHz)	Peak (dBuV/m)	Average (dBuV/m)	Limit (dBuV/m)	Margin (dB)	Height (cm)	Polarization	Azimuth (deg)	Correct Factor (dB)
1279.53	33.37	---	68.20	34.83	200.0	V	105.00	-17
1404.37	---	23.33	54.00	30.67	100.0	H	2.00	-16
1700.00	---	24.58	54.00	29.42	200.0	H	85.00	-15
1906.03	35.21	---	68.20	32.99	100.0	V	107.00	-14
2611.17	37.38	---	68.20	30.82	100.0	H	91.00	-10
2755.60	---	27.71	54.00	26.29	100.0	H	151.00	-9
3476.83	40.18	---	68.20	28.02	200.0	V	172.00	-6
3992.03	---	31.33	54.00	22.67	200.0	V	204.00	-4
4426.50	40.81	---	68.20	27.39	200.0	V	142.00	-3
4622.03	---	32.00	54.00	22.00	200.0	V	188.00	-3
7284.83	---	34.45	54.00	19.55	200.0	V	52.00	1
7766.67	45.29	---	68.20	22.91	100.0	V	123.00	1

Remark: 1. Correction Factor = Antenna factor+ Insertion loss (cable loss + amplifier gain)

## 802.11ac (VHT40) CH38



Radiates Emission from 1GHz to 8GHz



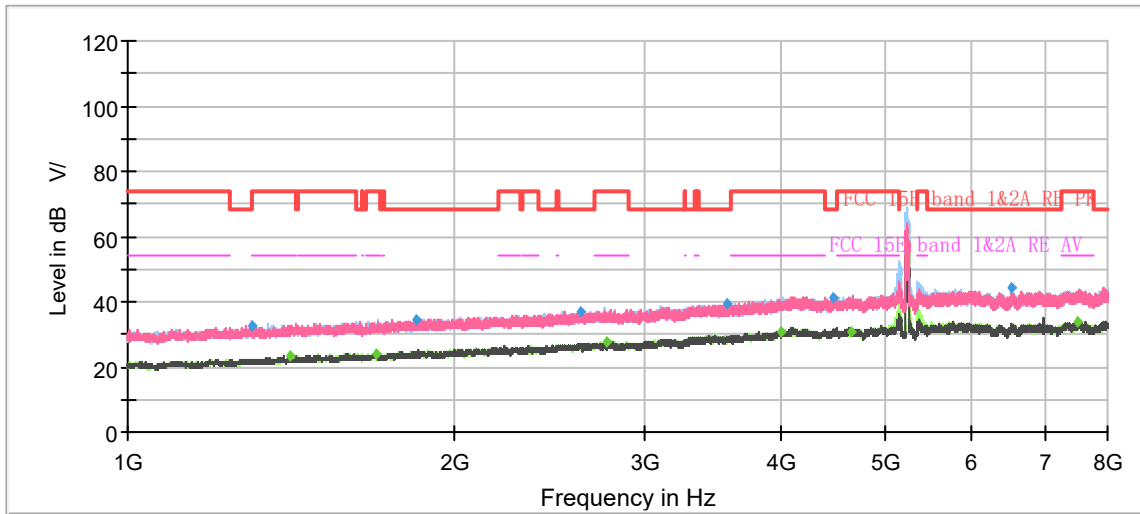
Note: The signal beyond the limit is carrier.  
Radiates Emission from 8GHz to 18GHz



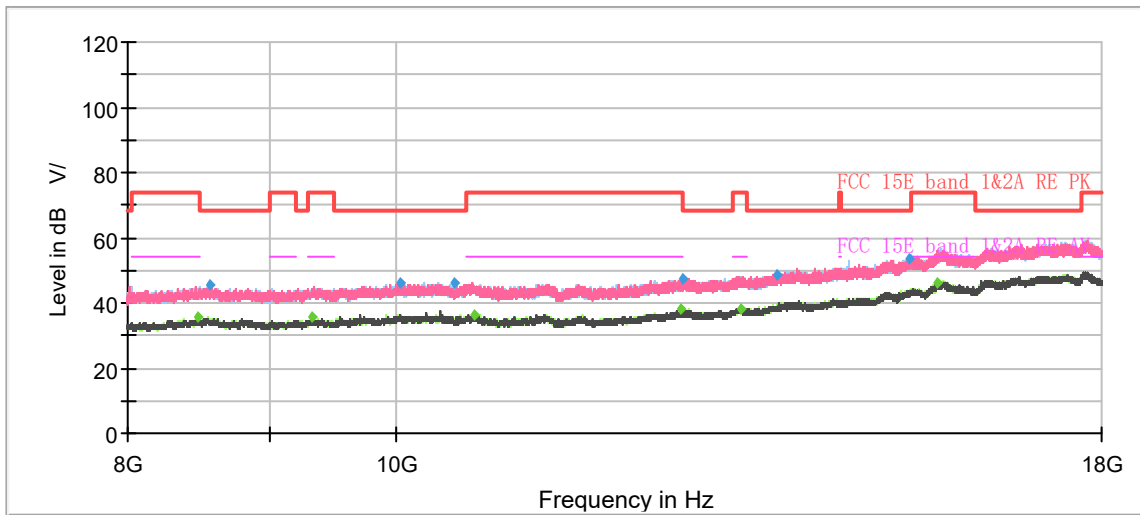
Frequency (MHz)	Peak (dBuV/m)	Average (dBuV/m)	Limit (dBuV/m)	Margin (dB)	Height (cm)	Polarization	Azimuth (deg)	Correct Factor (dB)
1291.20	32.20	---	68.20	36.00	200.0	V	330.00	-17
1408.10	---	22.98	54.00	31.02	100.0	V	284.00	-16
1687.17	---	24.08	54.00	29.92	100.0	V	291.00	-15
1999.60	34.93	---	68.20	33.27	200.0	H	239.00	-13
2658.53	37.45	---	68.20	30.75	200.0	V	81.00	-10
2767.73	---	27.74	54.00	26.26	100.0	V	49.00	-9
3553.37	38.99	---	68.20	29.21	200.0	V	59.00	-6
3999.03	---	30.95	54.00	23.05	200.0	V	203.00	-4
4457.77	41.04	---	68.20	27.16	200.0	V	89.00	-3
4714.43	---	31.34	54.00	22.66	200.0	V	27.00	-3
6861.57	42.94	---	68.20	25.26	200.0	H	202.00	0
7528.43	---	34.16	54.00	19.84	100.0	V	0.00	1

Remark: 1. Correction Factor = Antenna factor+ Insertion loss (cable loss + amplifier gain)

## 802.11ac (VHT40) CH46



Radiates Emission from 1GHz to 8GHz



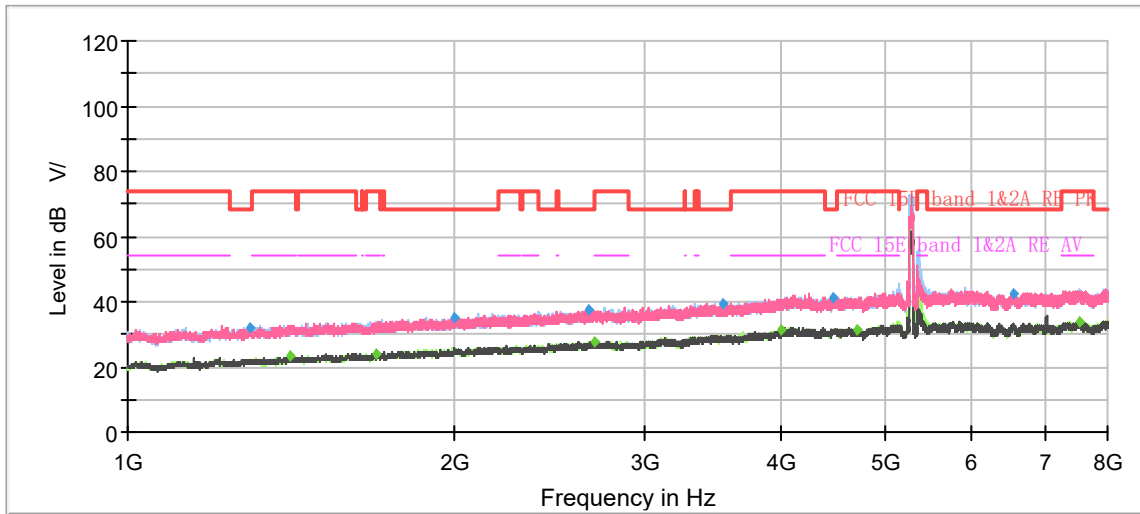
Note: The signal beyond the limit is carrier.  
Radiates Emission from 8GHz to 18GHz



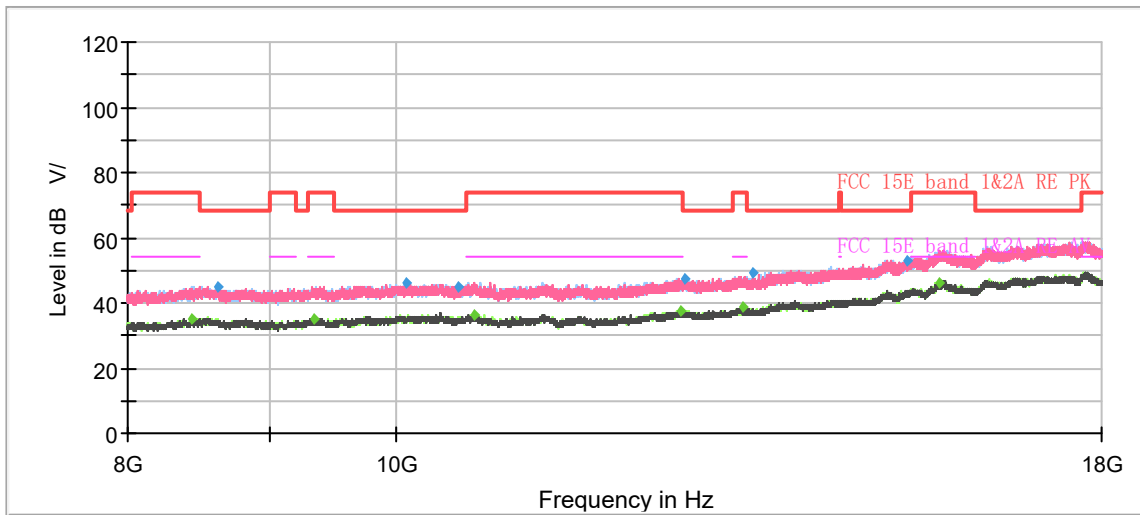
Frequency (MHz)	Peak (dBuV/m)	Average (dBuV/m)	Limit (dBuV/m)	Margin (dB)	Height (cm)	Polarization	Azimuth (deg)	Correct Factor (dB)
1299.37	32.82	---	68.20	35.38	100.0	V	338.00	-17
1413.70	---	23.34	54.00	30.66	200.0	H	194.00	-16
1692.07	---	24.15	54.00	29.85	200.0	V	23.00	-15
1845.13	34.77	---	68.20	33.43	100.0	V	0.00	-14
2613.03	37.11	---	68.20	31.09	100.0	H	82.00	-10
2768.67	---	27.75	54.00	26.25	100.0	H	242.00	-9
3565.03	39.24	---	68.20	28.96	200.0	H	240.00	-6
3995.30	---	30.95	54.00	23.05	200.0	V	1.00	-4
4470.13	41.37	---	68.20	26.83	100.0	V	256.00	-3
4635.10	---	30.96	54.00	23.04	200.0	H	77.00	-3
6518.33	44.42	---	68.20	23.78	200.0	H	37.00	0
7520.27	---	33.84	54.00	20.16	200.0	V	0.00	1

Remark: 1. Correction Factor = Antenna factor+ Insertion loss (cable loss + amplifier gain)

## 802.11ac (VHT40) CH54



Radiates Emission from 1GHz to 8GHz



Note: The signal beyond the limit is carrier.  
Radiates Emission from 8GHz to 18GHz

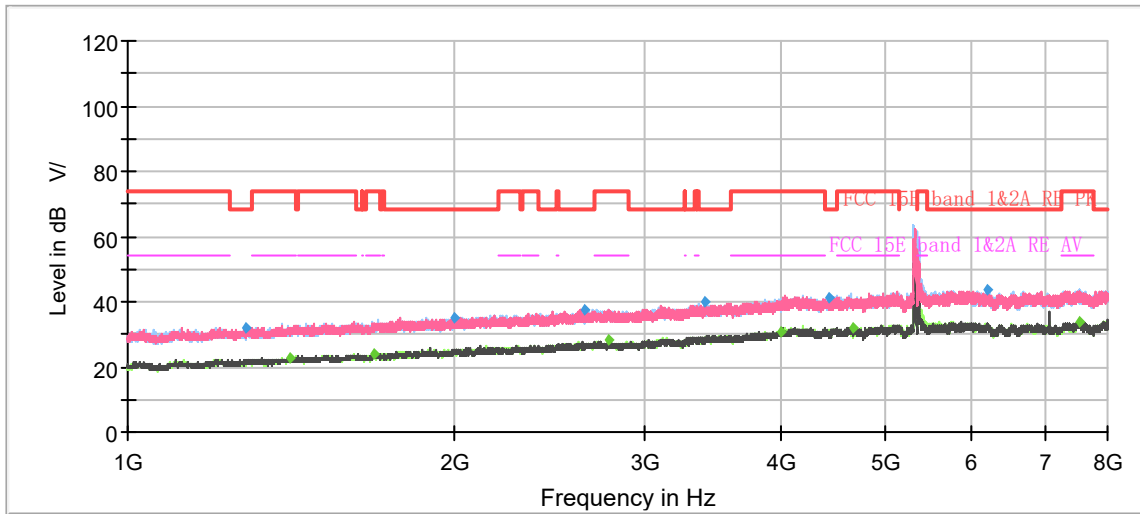


Frequency (MHz)	Peak (dBuV/m)	Average (dBuV/m)	Limit (dBuV/m)	Margin (dB)	Height (cm)	Polarization	Azimuth (deg)	Correct Factor (dB)
1293.53	32.12	---	68.20	36.08	100.0	H	98.00	-17
1410.20	---	23.13	54.00	30.87	100.0	H	6.00	-16
1696.27	---	24.29	54.00	29.71	100.0	V	85.00	-15
1999.60	35.06	---	68.20	33.14	100.0	V	243.00	-13
2662.03	37.65	---	68.20	30.55	200.0	V	15.00	-10
2690.50	---	27.87	54.00	26.13	100.0	H	0.00	-9
3531.20	39.44	---	68.20	28.76	200.0	V	0.00	-6
3992.97	---	31.54	54.00	22.46	100.0	V	296.00	-4
4462.43	40.94	---	68.20	27.26	200.0	H	157.00	-3
4699.27	---	31.61	54.00	22.39	200.0	V	0.00	-3
6540.03	42.48	---	68.20	25.72	100.0	H	14.00	0
7544.77	---	33.91	54.00	20.09	200.0	V	166.00	1

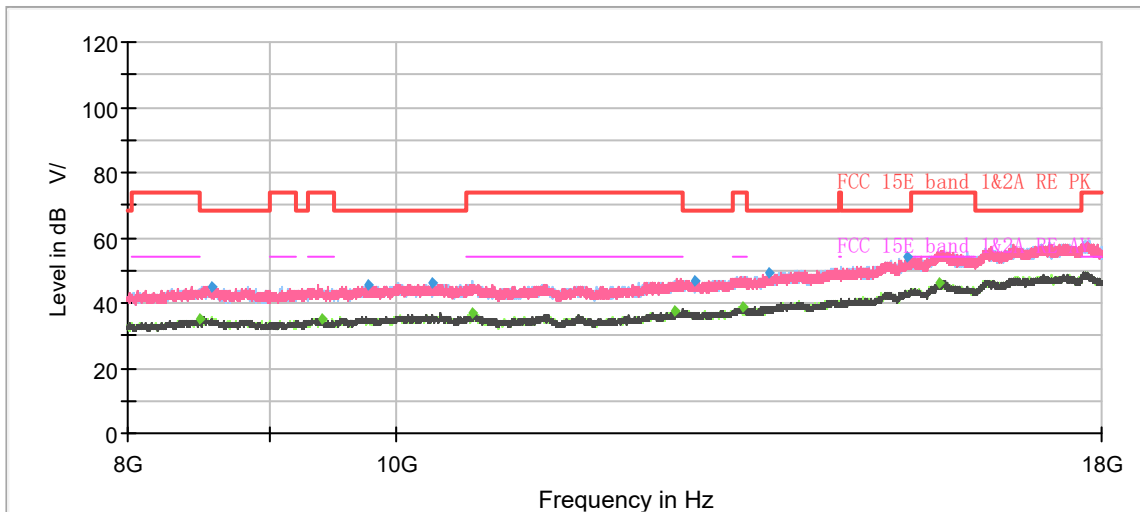
Remark: 1. Correction Factor = Antenna factor+ Insertion loss (cable loss + amplifier gain)



## 802.11ac (VHT40) CH62



Radiates Emission from 1GHz to 8GHz



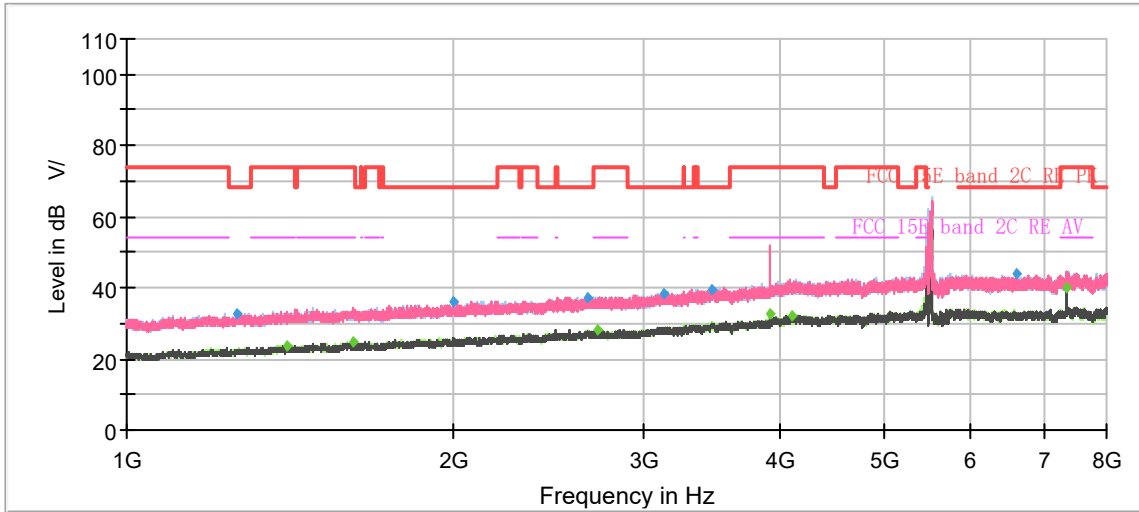
Note: The signal beyond the limit is carrier.  
Radiates Emission from 8GHz to 18GHz



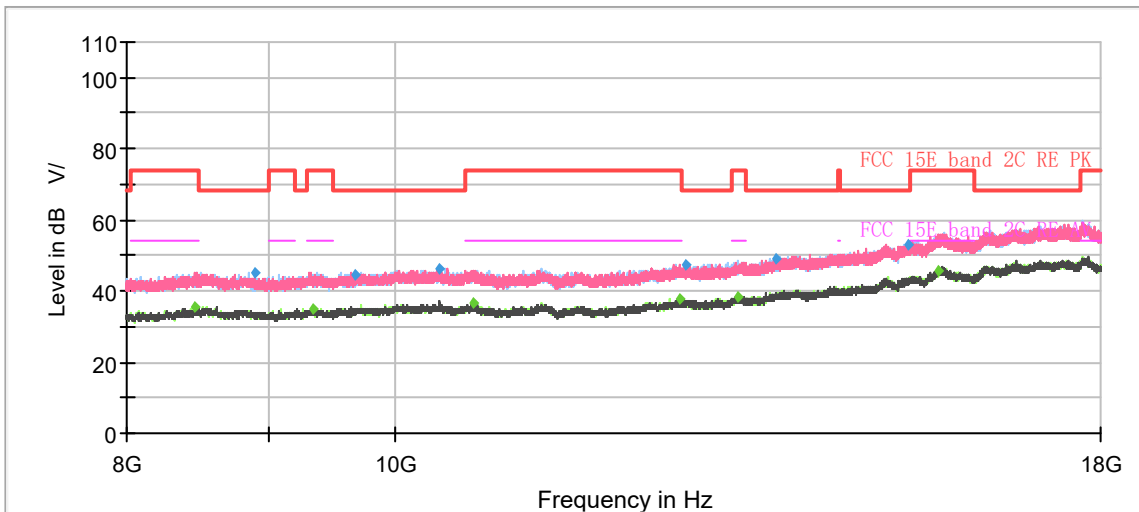
Frequency (MHz)	Peak (dBuV/m)	Average (dBuV/m)	Limit (dBuV/m)	Margin (dB)	Height (cm)	Polarization	Azimuth (deg)	Correct Factor (dB)
1283.73	31.87	---	68.20	36.33	200.0	H	224.00	-17
1410.20	---	22.89	54.00	31.11	100.0	V	136.00	-16
1684.37	---	24.26	54.00	29.74	200.0	H	274.00	-15
1999.37	35.17	---	68.20	33.03	200.0	V	3.00	-13
2637.07	37.82	---	68.20	30.38	100.0	V	0.00	-10
2772.63	---	28.14	54.00	25.86	200.0	V	188.00	-9
3400.77	39.69	---	68.20	28.51	100.0	V	158.00	-7
3993.90	---	30.91	54.00	23.09	100.0	V	173.00	-4
4432.80	41.00	---	68.20	27.20	100.0	V	285.00	-3
4652.37	---	31.87	54.00	22.13	200.0	V	151.00	-3
6205.90	43.56	---	68.20	24.64	200.0	V	0.00	0
7546.40	---	33.97	54.00	20.03	100.0	V	226.00	1

Remark: 1. Correction Factor = Antenna factor+ Insertion loss (cable loss + amplifier gain)

802.11ac (VHT40) CH102



Radiates Emission from 1GHz to 8GHz



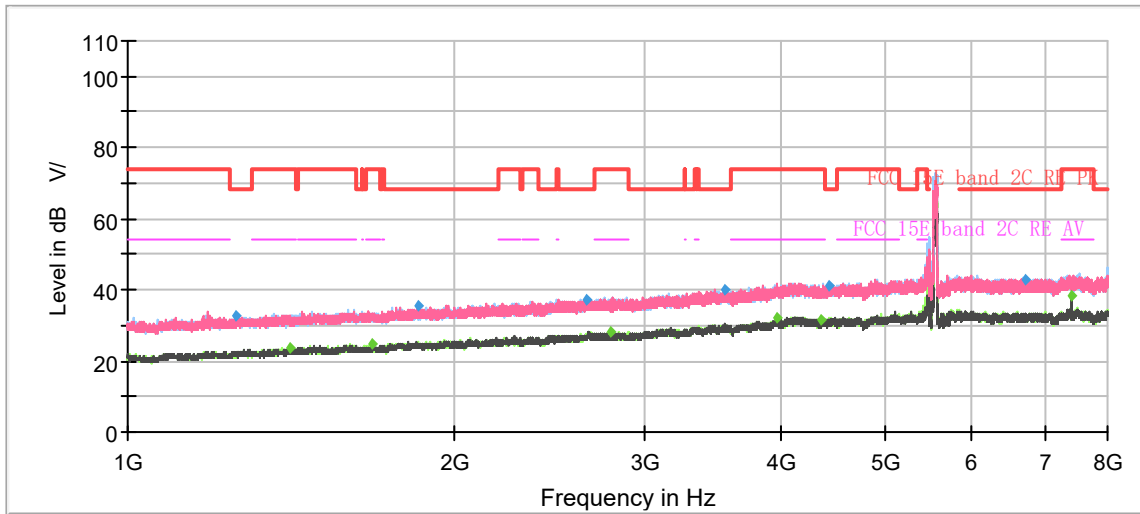
Note: The signal beyond the limit is carrier.  
Radiates Emission from 8GHz to 18GHz



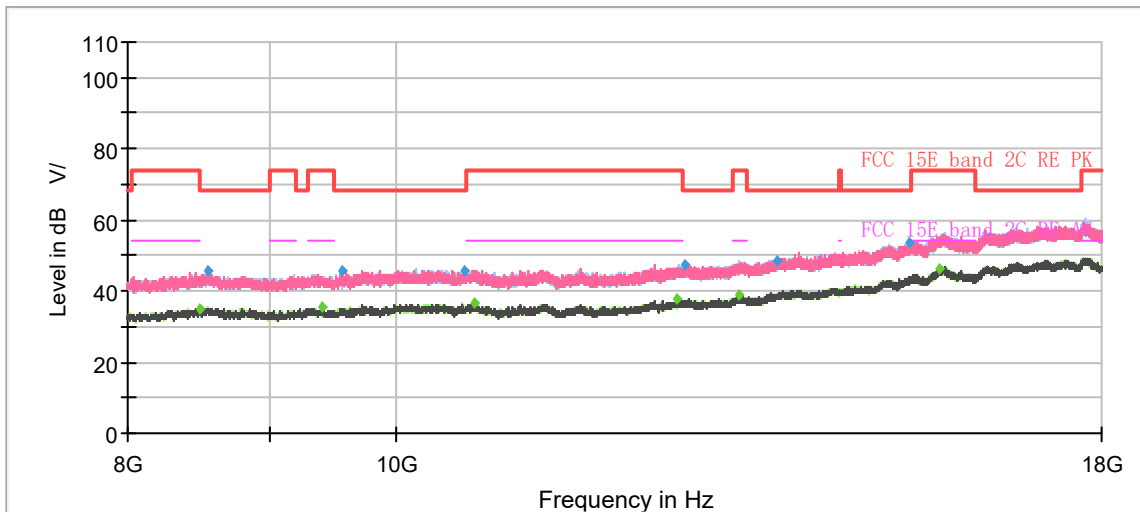
Frequency (MHz)	Peak (dBuV/m)	Average (dBuV/m)	Limit (dBuV/m)	Margin (dB)	Height (cm)	Polarization	Azimuth (deg)	Correct Factor (dB)
1262.266667	32.97	---	68.20	35.23	100.0	V	124.0	-17
1407.166667	---	23.59	54.00	30.41	200.0	H	164.0	-16
1614.833333	---	24.90	54.00	29.10	100.0	V	186.0	-15
1999.133333	36.00	---	68.20	32.20	200.0	H	110.0	-13
2660.633333	37.50	---	68.20	30.70	100.0	V	78.0	-10
2719.900000	---	28.04	54.00	25.96	100.0	V	139.0	-9
3130.100000	38.23	---	68.20	29.97	200.0	V	0.0	-8
3458.866667	39.74	---	68.20	28.46	200.0	V	268.0	-6
3908.500000	---	32.47	54.00	21.53	200.0	V	10.0	-4
4101.933333	---	31.88	54.00	22.12	100.0	V	40.0	-3
6606.766667	43.96	---	68.20	24.24	100.0	V	139.0	0
7346.900000	---	39.99	54.00	14.01	100.0	V	109.0	1

Remark: 1. Correction Factor = Antenna factor+ Insertion loss (cable loss + amplifier gain)

## 802.11ac (VHT40) CH110



Radiates Emission from 1GHz to 8GHz



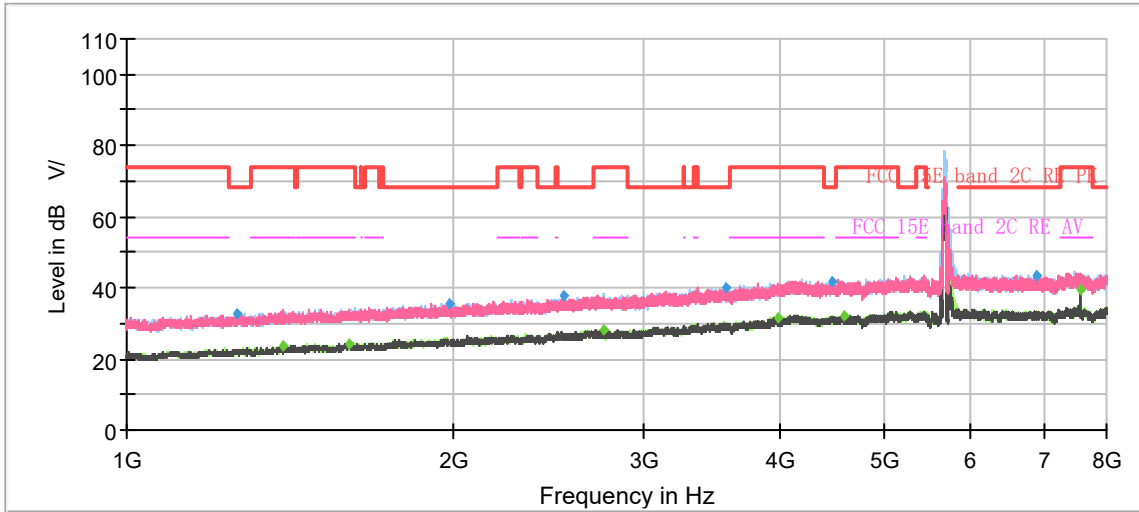
Note: The signal beyond the limit is carrier.  
Radiates Emission from 8GHz to 18GHz



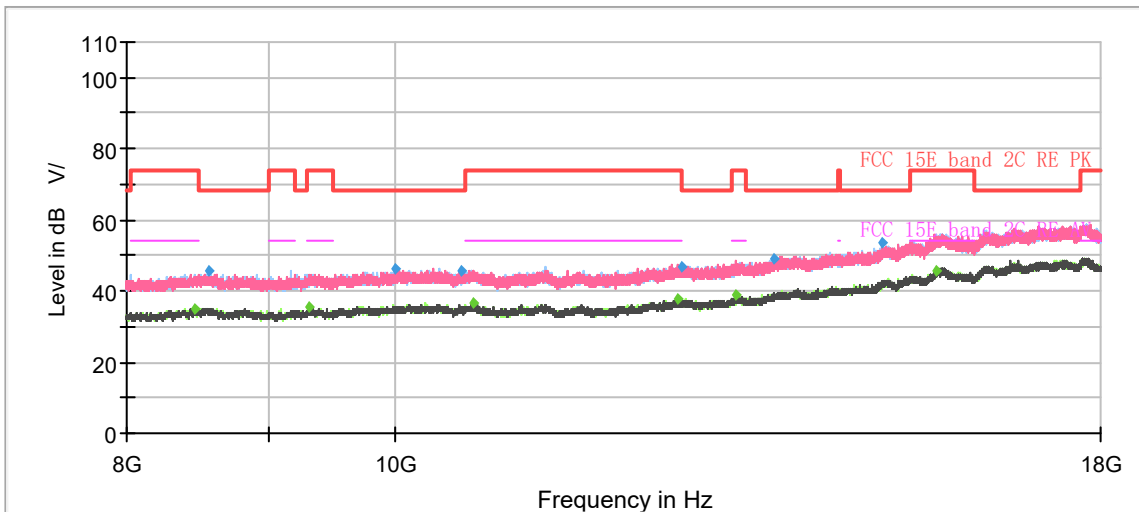
Frequency (MHz)	Peak (dBuV/m)	Average (dBuV/m)	Limit (dBuV/m)	Margin (dB)	Height (cm)	Polarization	Azimuth (deg)	Correct Factor (dB)
1257.366667	32.91	---	68.20	35.29	100.0	H	150.0	-17
1412.066667	---	23.54	54.00	30.46	200.0	H	196.0	-16
1677.366667	---	25.03	54.00	28.97	100.0	H	22.0	-15
1848.866667	35.67	---	68.20	32.53	200.0	V	28.0	-14
2650.833333	37.30	---	68.20	30.90	200.0	V	0.0	-10
2786.866667	---	27.98	54.00	26.02	200.0	H	0.0	-9
3545.666667	40.23	---	68.20	27.97	100.0	V	32.0	-6
3961.700000	---	32.20	54.00	21.80	200.0	H	134.0	-4
4355.566667	---	31.53	54.00	22.47	200.0	V	21.0	-4
4432.566667	41.25	---	68.20	26.95	100.0	H	354.0	-3
6732.533333	43.08	---	68.20	25.12	200.0	V	346.0	0
7400.100000	---	38.33	54.00	15.67	100.0	V	101.0	1

**Remark: 1. Correction Factor = Antenna factor+ Insertion loss (cable loss + amplifier gain)**

802.11ac (VHT40) CH134



Radiates Emission from 1GHz to 8GHz



Note: The signal beyond the limit is carrier.  
Radiates Emission from 8GHz to 18GHz

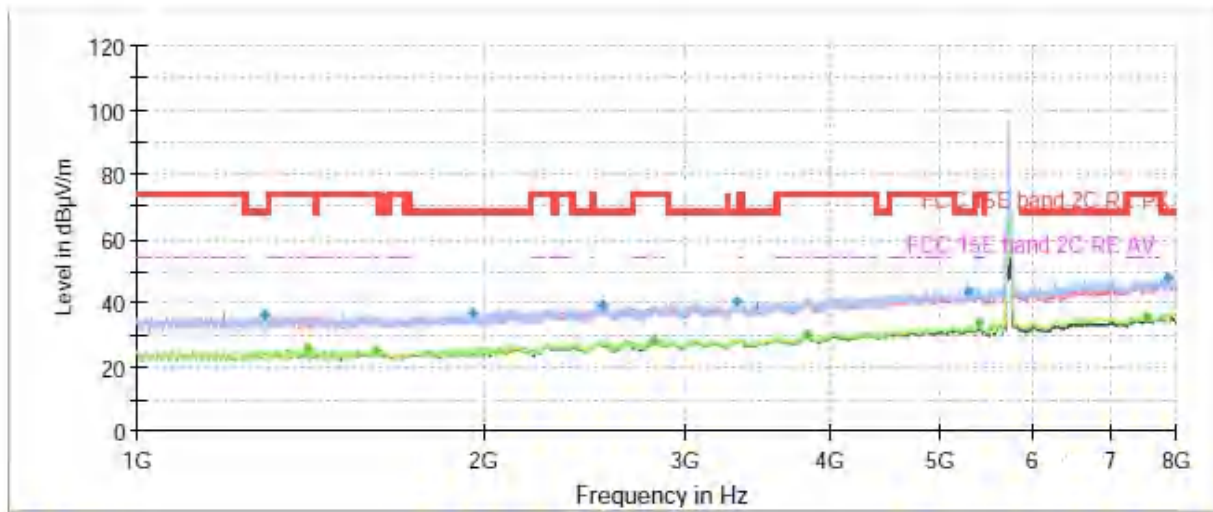


Frequency (MHz)	Peak (dBuV/m)	Average (dBuV/m)	Limit (dBuV/m)	Margin (dB)	Height (cm)	Polarization	Azimuth (deg)	Correct Factor (dB)
1265.533333	33.00	---	68.20	35.20	100.0	H	172.0	-17
1391.766667	---	23.60	54.00	30.40	100.0	V	22.0	-16
1605.500000	---	24.50	54.00	29.50	200.0	H	240.0	-15
1983.733333	35.35	---	68.20	32.85	100.0	H	285.0	-13
2521.800000	37.55	---	68.20	30.65	200.0	H	44.0	-10
2756.066667	---	28.37	54.00	25.63	200.0	H	280.0	-9
3572.266667	40.16	---	68.20	28.04	100.0	V	330.0	-6
3982.000000	---	31.74	54.00	22.26	200.0	H	0.0	-4
4470.133333	41.73	---	68.20	26.47	200.0	V	64.0	-3
4579.333333	---	32.05	54.00	21.95	100.0	V	66.0	-3
6887.233333	43.45	---	68.20	24.75	100.0	V	0.0	1
7560.166667	---	39.27	54.00	14.73	100.0	V	118.0	1

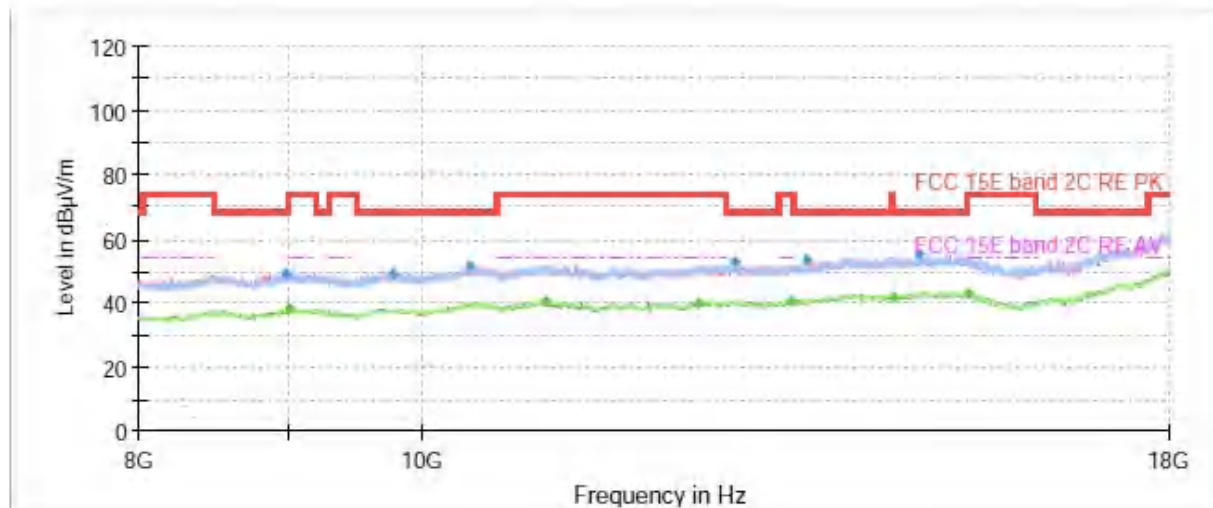
**Remark: 1. Correction Factor = Antenna factor+ Insertion loss (cable loss + amplifier gain)**



802.11ac (VHT40) CH142



Radiates Emission from 1GHz to 8GHz



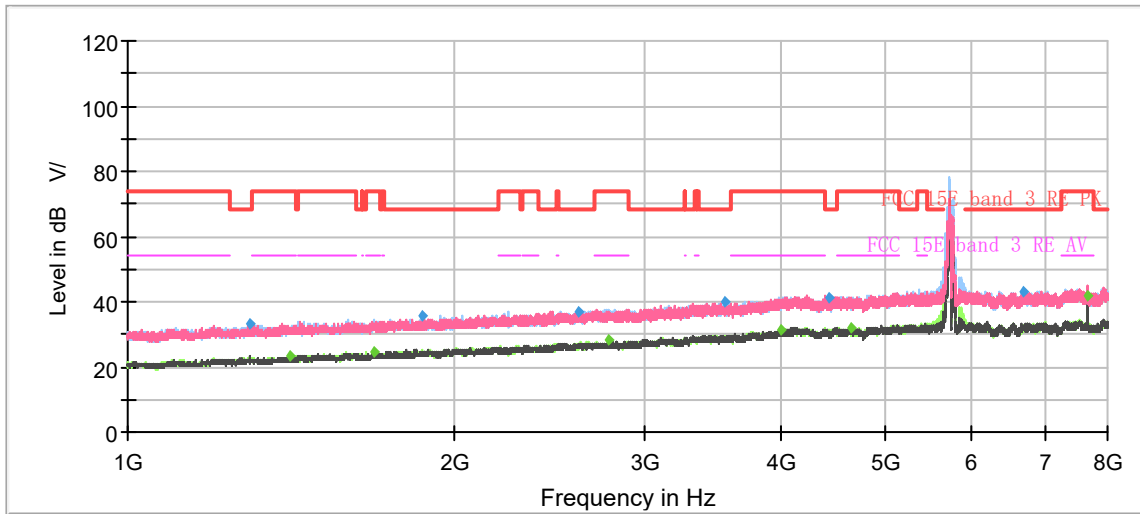
Note: The signal beyond the limit is carrier.  
Radiates Emission from 8GHz to 18GHz



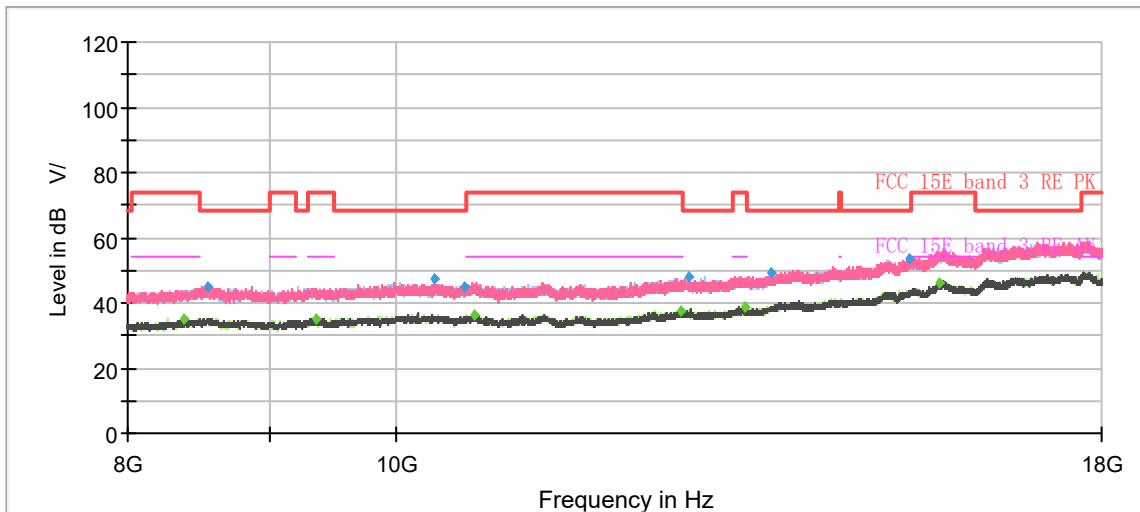
Frequency (MHz)	Peak (dBuV/m)	Average (dBuV/m)	Limit (dBuV/m)	Margin (dB)	Height (cm)	Polarization	Azimuth (deg)	Correct Factor (dB)
1292.25	36.32	---	68.20	31.88	200.0	V	347.00	-18
1406.00	---	25.89	54.00	28.11	200.0	H	46.00	-17
1609.00	---	25.00	54.00	29.00	200.0	V	84.00	-16
1957.25	36.94	---	68.20	31.26	200.0	H	125.00	-15
2536.50	39.12	---	68.20	29.08	200.0	H	241.00	-14
2808.63	---	28.39	54.00	25.61	200.0	V	75.00	-13
3319.63	40.55	---	68.20	27.65	200.0	V	351.00	-13
3821.00	---	30.31	54.00	23.69	200.0	H	206.00	-12
5270.00	43.62	---	68.20	24.58	200.0	H	0.00	-8
5391.63	---	33.66	54.00	20.34	200.0	H	6.00	-7
7551.13	---	35.97	54.00	18.03	200.0	H	0.00	-3
7860.00	48.05	---	68.20	20.15	200.0	H	2.00	-3

**Remark: 1. Correction Factor = Antenna factor+ Insertion loss (cable loss + amplifier gain)**

## 802.11ac (VHT40) CH151



Radiates Emission from 1GHz to 8GHz



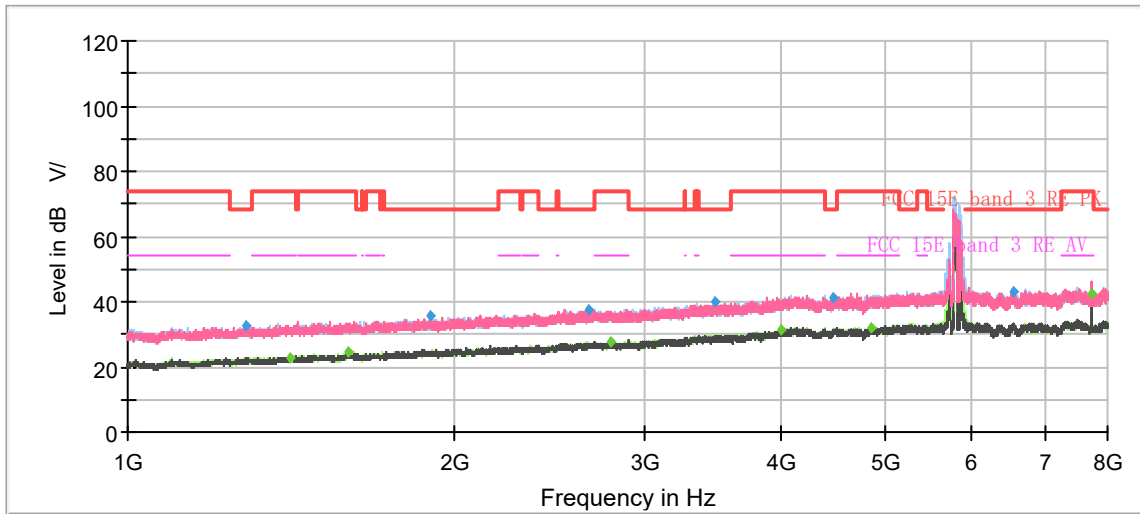
Note: The signal beyond the limit is carrier.  
Radiates Emission from 8GHz to 18GHz



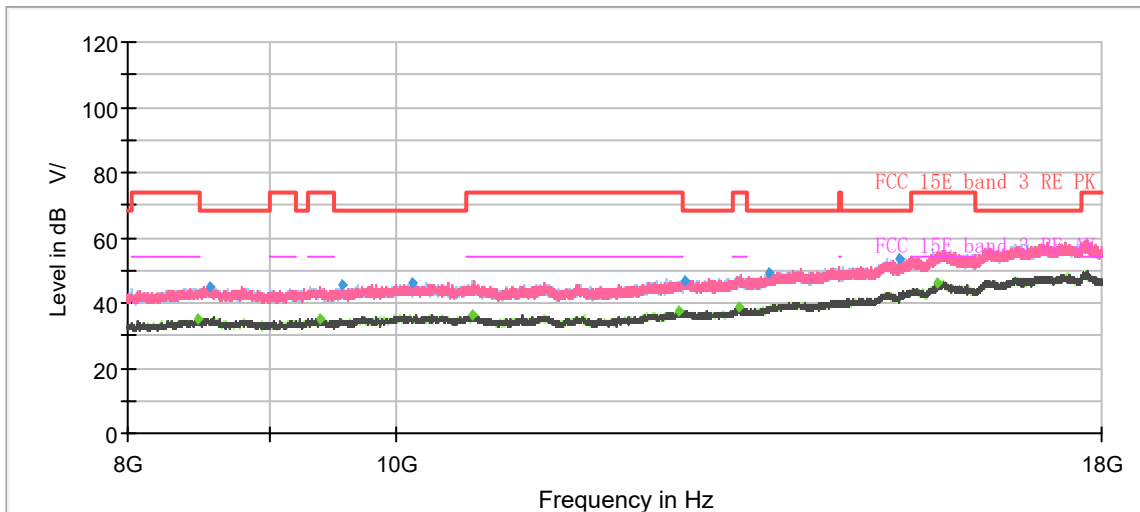
Frequency (MHz)	Peak (dBuV/m)	Average (dBuV/m)	Limit (dBuV/m)	Margin (dB)	Height (cm)	Polarization	Azimuth (deg)	Correct Factor (dB)
1298.20	33.28	---	68.20	34.92	200.0	V	259.00	-17
1413.93	---	23.32	54.00	30.68	200.0	H	287.00	-16
1688.33	---	24.54	54.00	29.46	200.0	H	174.00	-15
1865.67	35.72	---	68.20	32.48	200.0	H	167.00	-14
2607.43	36.89	---	68.20	31.31	200.0	H	317.00	-10
2779.40	---	28.08	54.00	25.92	100.0	H	70.00	-9
3554.30	40.26	---	68.20	27.94	200.0	H	137.00	-6
3997.40	---	31.57	54.00	22.43	200.0	H	51.00	-4
4420.67	41.50	---	68.20	26.70	100.0	V	0.00	-3
4640.47	---	31.87	54.00	22.13	100.0	V	288.00	-3
6687.50	43.24	---	68.20	24.96	200.0	H	265.00	0
7673.57	---	41.70	54.00	12.30	100.0	V	126.00	1

Remark: 1. Correction Factor = Antenna factor+ Insertion loss (cable loss + amplifier gain)

## 802.11ac (VHT40) CH159



Radiates Emission from 1GHz to 8GHz



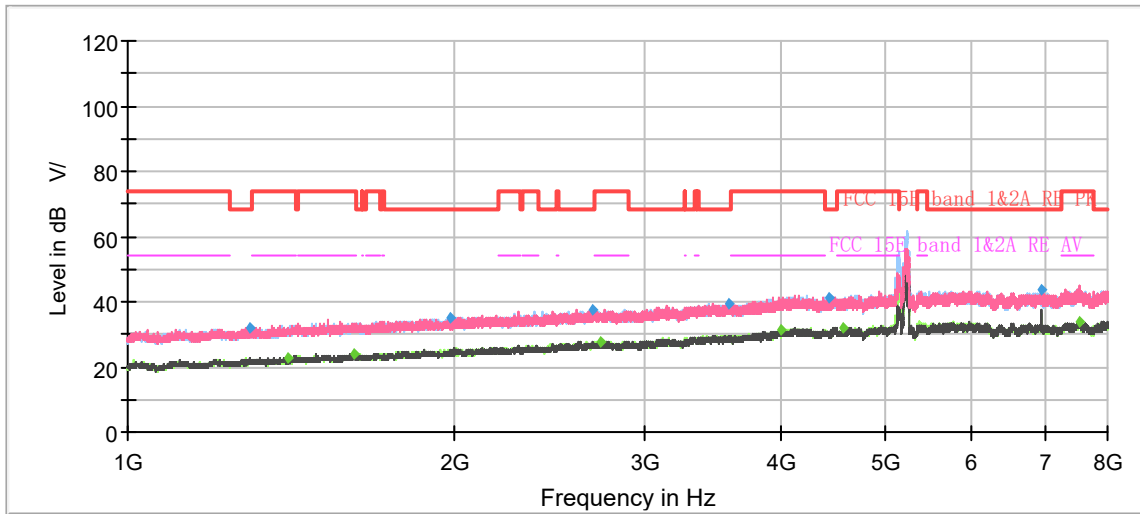
Note: The signal beyond the limit is carrier.  
Radiates Emission from 8GHz to 18GHz



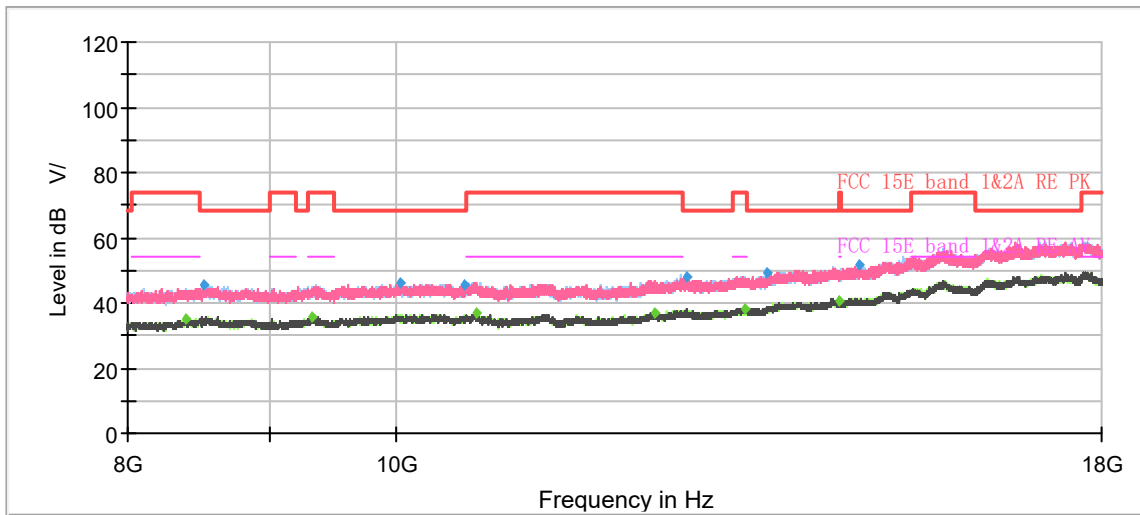
Frequency (MHz)	Peak (dBuV/m)	Average (dBuV/m)	Limit (dBuV/m)	Margin (dB)	Height (cm)	Polarization	Azimuth (deg)	Correct Factor (dB)
1286.53	32.65	---	68.20	35.55	200.0	H	314.00	-17
1409.50	---	23.02	54.00	30.98	100.0	V	258.00	-16
1598.73	---	24.43	54.00	29.57	200.0	H	0.00	-15
1900.43	35.86	---	68.20	32.34	100.0	H	249.00	-14
2662.73	37.42	---	68.20	30.78	100.0	V	54.00	-10
2792.23	---	27.80	54.00	26.20	100.0	V	29.00	-9
3483.60	39.76	---	68.20	28.44	200.0	V	0.00	-6
3993.20	---	31.54	54.00	22.46	100.0	V	174.00	-4
4476.67	41.39	---	68.20	26.81	100.0	V	266.00	-3
4853.27	---	31.90	54.00	22.10	100.0	V	182.00	-2
6561.97	43.10	---	68.20	25.10	100.0	V	288.00	0
7726.77	---	42.54	54.00	11.46	100.0	V	111.00	1

**Remark: 1. Correction Factor = Antenna factor+ Insertion loss (cable loss + amplifier gain)**

## 802.11ac (VHT80) CH42



Radiates Emission from 1GHz to 8GHz



Note: The signal beyond the limit is carrier.  
Radiates Emission from 8GHz to 18GHz

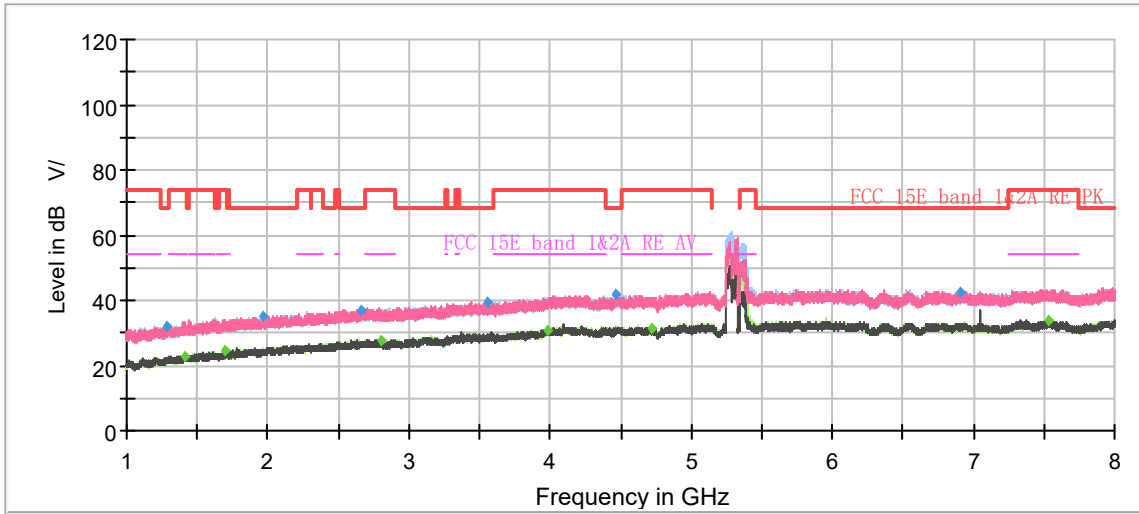


Frequency (MHz)	Peak (dBuV/m)	Average (dBuV/m)	Limit (dBuV/m)	Margin (dB)	Height (cm)	Polarization	Azimuth (deg)	Correct Factor (dB)
1296.10	32.11	---	68.20	36.09	200.0	H	195.00	-17
1407.40	---	23.03	54.00	30.97	200.0	H	349.00	-16
1619.27	---	24.29	54.00	29.71	200.0	V	164.00	-15
1980.93	35.19	---	68.20	33.01	200.0	V	359.00	-13
2687.23	37.54	---	68.20	30.66	200.0	H	264.00	-9
2727.83	---	27.69	54.00	26.31	200.0	H	187.00	-9
3583.23	39.69	---	68.20	28.51	200.0	V	112.00	-6
3997.17	---	31.29	54.00	22.71	200.0	V	188.00	-4
4433.03	41.34	---	68.20	26.86	100.0	H	0.00	-3
4559.50	---	32.15	54.00	21.85	100.0	H	7.00	-3
6946.73	43.97	---	68.20	24.23	100.0	V	171.00	1
7548.50	---	33.79	54.00	20.21	100.0	V	102.00	1

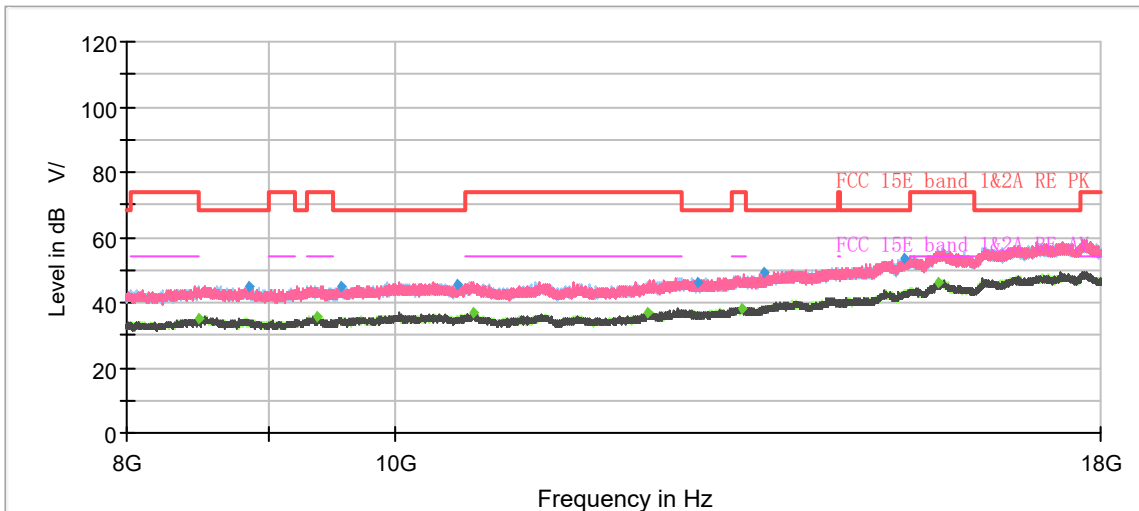
Remark: 1. Correction Factor = Antenna factor+ Insertion loss (cable loss + amplifier gain)



802.11ac (VHT80) CH58



Radiates Emission from 1GHz to 8GHz



Note: The signal beyond the limit is carrier.

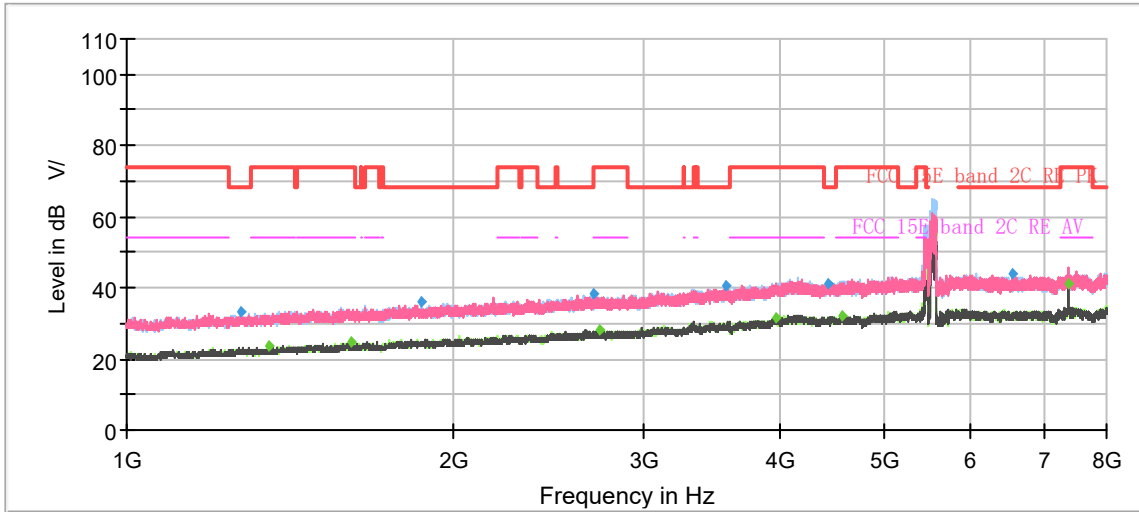
Radiates Emission from 8GHz to 18GHz



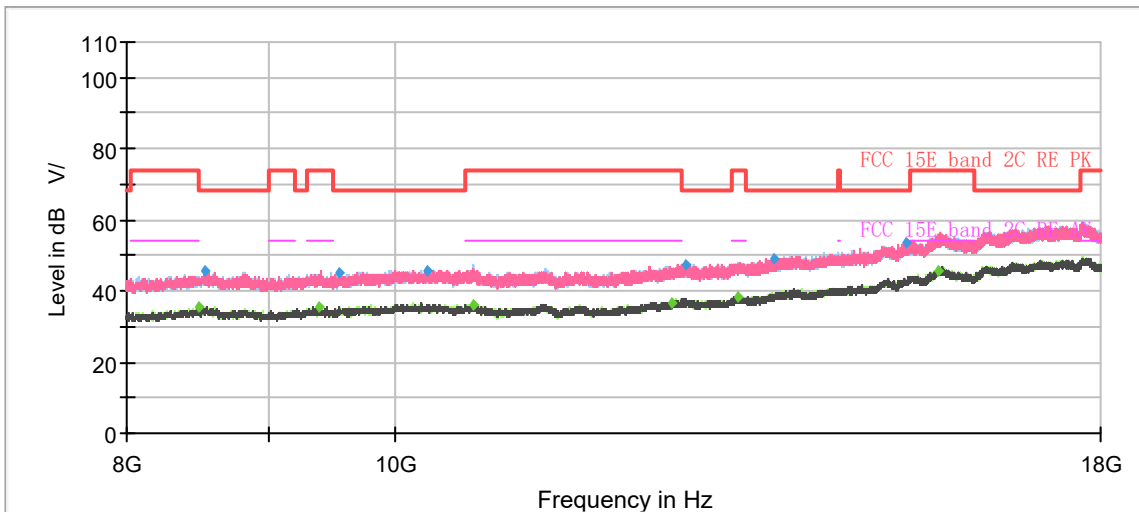
Frequency (MHz)	Peak (dBuV/m)	Average (dBuV/m)	Limit (dBuV/m)	Margin (dB)	Height (cm)	Polarization	Azimuth (deg)	Correct Factor (dB)
1281.40	32.09	---	68.20	36.11	200.0	V	72.00	-17
1407.87	---	23.07	54.00	30.93	200.0	H	170.00	-16
1700.23	---	24.33	54.00	29.67	200.0	H	154.00	-15
1962.27	35.02	---	68.20	33.18	200.0	V	9.00	-13
2655.27	37.14	---	68.20	31.06	200.0	H	330.00	-10
2804.13	---	27.88	54.00	26.12	100.0	V	85.00	-9
3558.73	39.48	---	68.20	28.72	200.0	H	315.00	-6
3976.63	---	30.99	54.00	23.01	100.0	H	256.00	-4
4468.03	41.65	---	68.20	26.55	100.0	V	4.00	-3
4715.83	---	31.38	54.00	22.62	100.0	V	262.00	-3
6900.53	42.34	---	68.20	25.86	100.0	V	232.00	1
7534.97	---	34.09	54.00	19.91	100.0	V	239.00	1

Remark: 1. Correction Factor = Antenna factor+ Insertion loss (cable loss + amplifier gain)

802.11ac (VHT80) CH106



Radiates Emission from 1GHz to 8GHz



Note: The signal beyond the limit is carrier.  
Radiates Emission from 8GHz to 18GHz

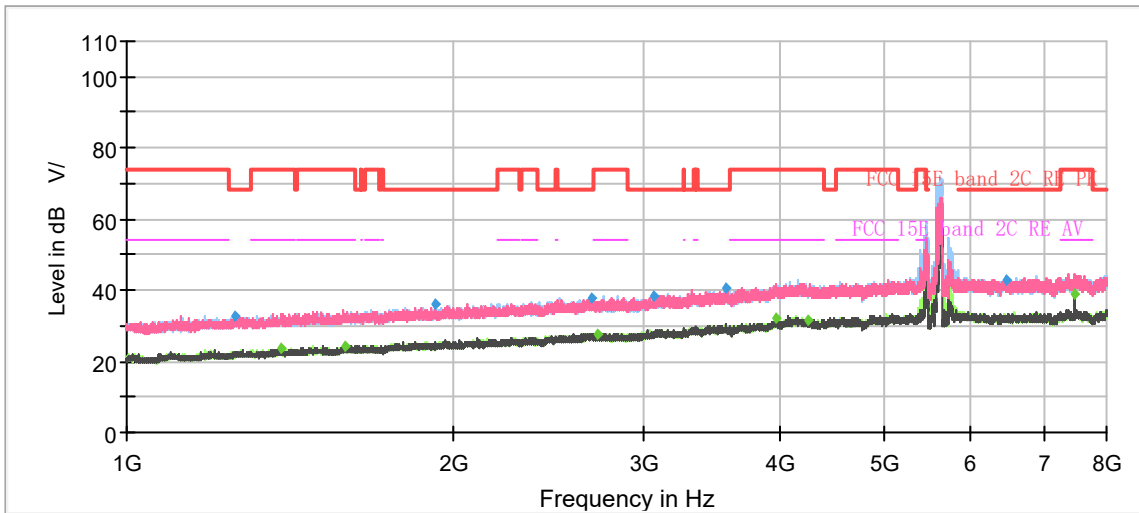


Frequency (MHz)	Peak (dBuV/m)	Average (dBuV/m)	Limit (dBuV/m)	Margin (dB)	Height (cm)	Polarization	Azimuth (deg)	Correct Factor (dB)
1274.633333	33.17	---	68.20	35.03	200.0	V	336.0	-17
1353.033333	---	23.54	54.00	30.46	100.0	H	303.0	-17
1609.000000	---	24.95	54.00	29.05	200.0	H	95.0	-15
1869.633333	36.16	---	68.20	32.04	200.0	H	194.0	-14
2688.166667	38.13	---	68.20	30.07	100.0	V	29.0	-9
2728.533333	---	27.94	54.00	26.06	100.0	H	348.0	-9
3569.933333	40.47	---	68.20	27.73	200.0	H	0.0	-6
3960.533333	---	31.74	54.00	22.26	200.0	H	80.0	-4
4425.566667	41.31	---	68.20	26.89	200.0	V	54.0	-3
4556.233333	---	31.98	54.00	22.02	100.0	V	21.0	-3
6561.266667	43.95	---	68.20	24.25	200.0	V	54.0	0
7373.266667	---	41.41	54.00	12.59	100.0	V	111.0	1

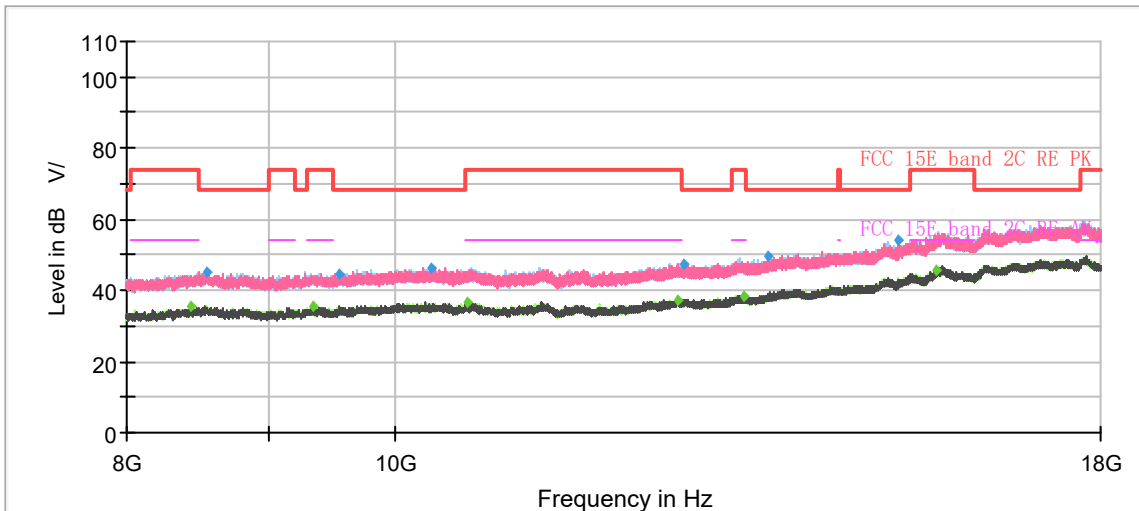
**Remark: 1. Correction Factor = Antenna factor+ Insertion loss (cable loss + amplifier gain)**



802.11ac (VHT80) CH122



Radiates Emission from 1GHz to 8GHz



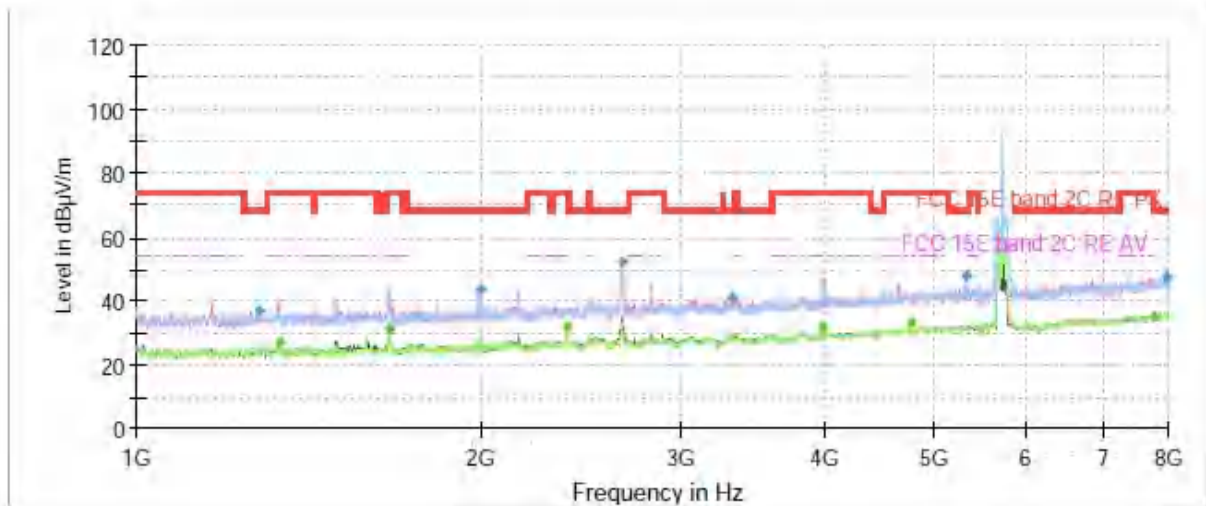
Note: The signal beyond the limit is carrier.  
Radiates Emission from 8GHz to 18GHz



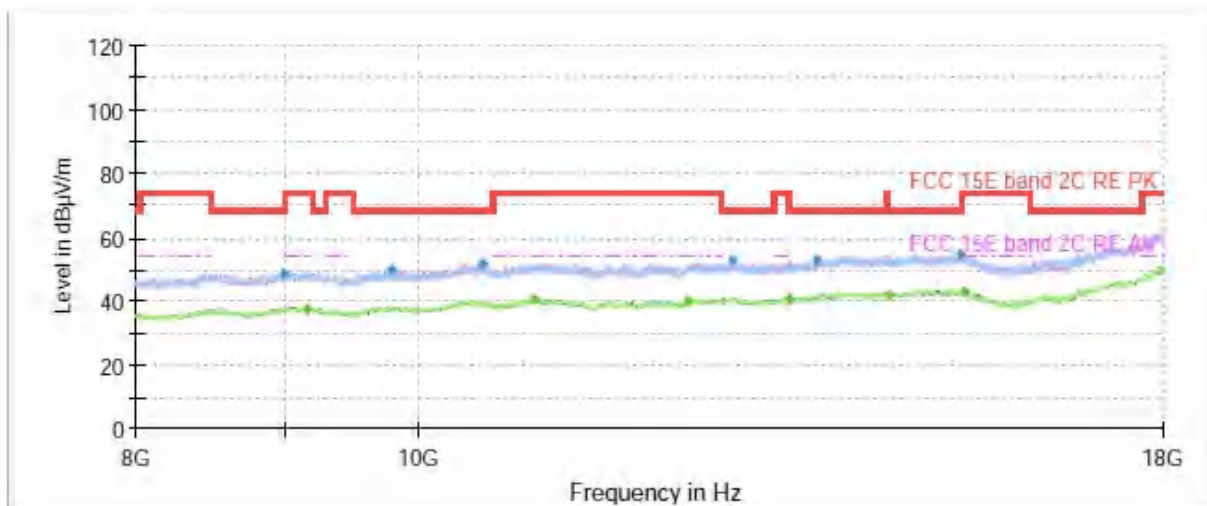
Frequency (MHz)	Peak (dBuV/m)	Average (dBuV/m)	Limit (dBuV/m)	Margin (dB)	Height (cm)	Polarization	Azimuth (deg)	Correct Factor (dB)
1259.000000	32.78	---	68.20	35.42	200.0	H	232.0	-17
1386.400000	---	23.48	54.00	30.52	100.0	H	30.0	-16
1591.033333	---	24.45	54.00	29.55	200.0	H	274.0	-15
1923.533333	35.95	---	68.20	32.25	200.0	H	322.0	-13
2681.166667	37.76	---	68.20	30.44	200.0	V	350.0	-10
2711.500000	---	27.86	54.00	26.14	200.0	H	250.0	-9
3054.733333	38.52	---	68.20	29.68	200.0	H	11.0	-8
3570.166667	40.33	---	68.20	27.87	100.0	V	185.0	-6
3964.966667	---	31.98	54.00	22.02	100.0	V	33.0	-4
4250.566667	---	31.72	54.00	22.28	200.0	V	274.0	-3
6473.766667	43.01	---	68.20	25.19	200.0	H	281.0	0
7480.133333	---	39.17	54.00	14.83	100.0	V	109.0	1

**Remark: 1. Correction Factor = Antenna factor+ Insertion loss (cable loss + amplifier gain)**

802.11ac (VHT80) CH138



Radiates Emission from 1GHz to 8GHz



Note: The signal beyond the limit is carrier.  
Radiates Emission from 8GHz to 18GHz

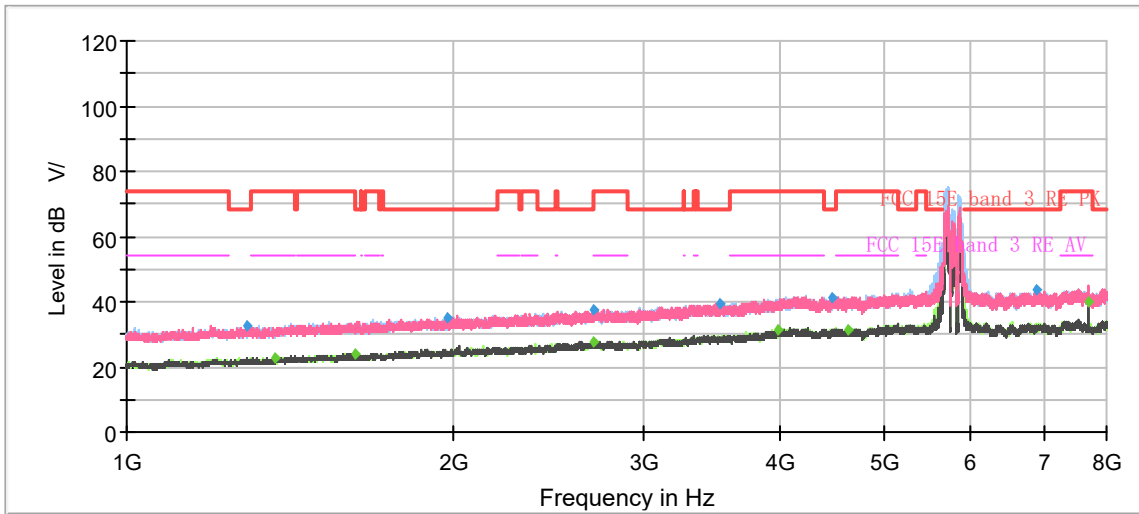


Frequency (MHz)	Peak (dBuV/m)	Average (dBuV/m)	Limit (dBuV/m)	Margin (dB)	Height (cm)	Polarization	Azimuth (deg)	Correct Factor (dB)
1278.25	36.67	---	68.20	31.53	200.0	H	0.00	-18
1335.13	---	27.12	54.00	26.88	200.0	V	181.00	-18
1664.13	---	31.19	54.00	22.81	200.0	H	259.00	-16
1996.63	43.40	---	68.20	24.80	200.0	V	0.00	-15
2380.75	---	31.94	54.00	22.06	200.0	H	241.00	-14
2657.25	52.03	---	68.20	16.17	200.0	V	93.00	-14
3323.13	41.22	---	68.20	26.98	200.0	V	335.00	-13
3988.13	---	32.09	54.00	21.91	200.0	V	198.00	-11
4762.50	---	33.40	54.00	20.60	200.0	V	181.00	-9
5318.13	47.70	---	68.20	20.50	200.0	V	216.00	-7
7749.75	---	35.32	54.00	18.68	200.0	H	13.00	-3
7955.38	47.15	---	68.20	21.05	200.0	V	347.00	-2

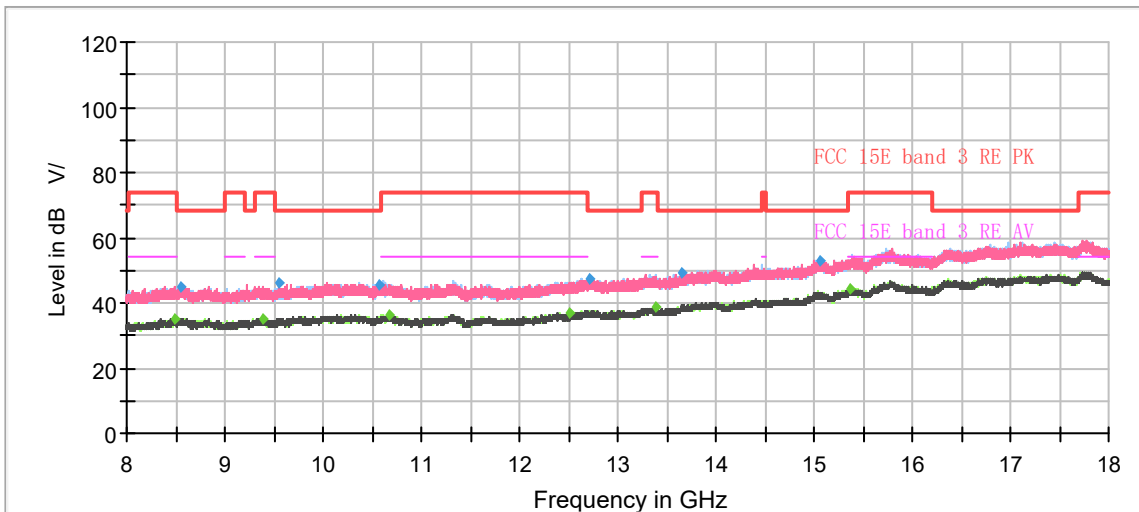
**Remark: 1. Correction Factor = Antenna factor+ Insertion loss (cable loss + amplifier gain)**



### 802.11ac (VHT80) CH155



Radiates Emission from 1GHz to 8GHz



Note: The signal beyond the limit is carrier.  
Radiates Emission from 8GHz to 18GHz

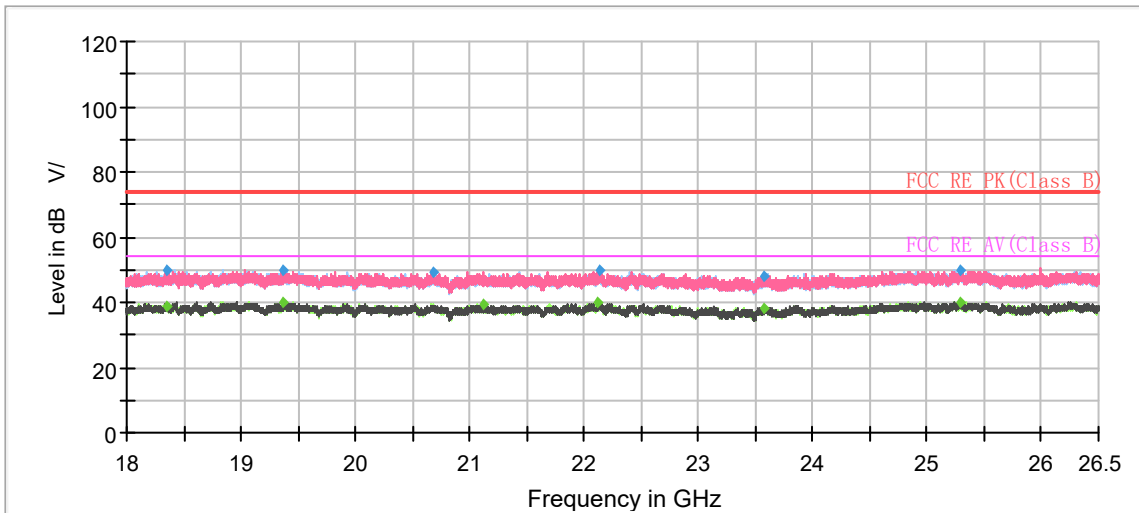


Frequency (MHz)	Peak (dBuV/m)	Average (dBuV/m)	Limit (dBuV/m)	Margin (dB)	Height (cm)	Polarization	Azimuth (deg)	Correct Factor (dB)
1288.17	32.66	---	68.20	35.54	200.0	V	66.00	-17
1371.93	---	23.02	54.00	30.98	100.0	V	323.00	-17
1624.63	---	24.19	54.00	29.81	100.0	H	128.00	-15
1973.47	35.06	---	68.20	33.14	100.0	H	275.00	-13
2689.33	37.67	---	68.20	30.53	100.0	V	87.00	-9
2695.17	---	27.57	54.00	26.43	200.0	H	0.00	-9
3525.13	39.33	---	68.20	28.87	200.0	V	73.00	-6
3987.13	---	31.17	54.00	22.83	100.0	V	172.00	-4
4464.77	41.12	---	68.20	27.08	200.0	H	171.00	-3
4613.87	---	31.46	54.00	22.54	100.0	V	232.00	-3
6901.23	43.44	---	68.20	24.76	100.0	H	128.00	1
7700.17	---	40.18	54.00	13.82	100.0	V	103.00	1

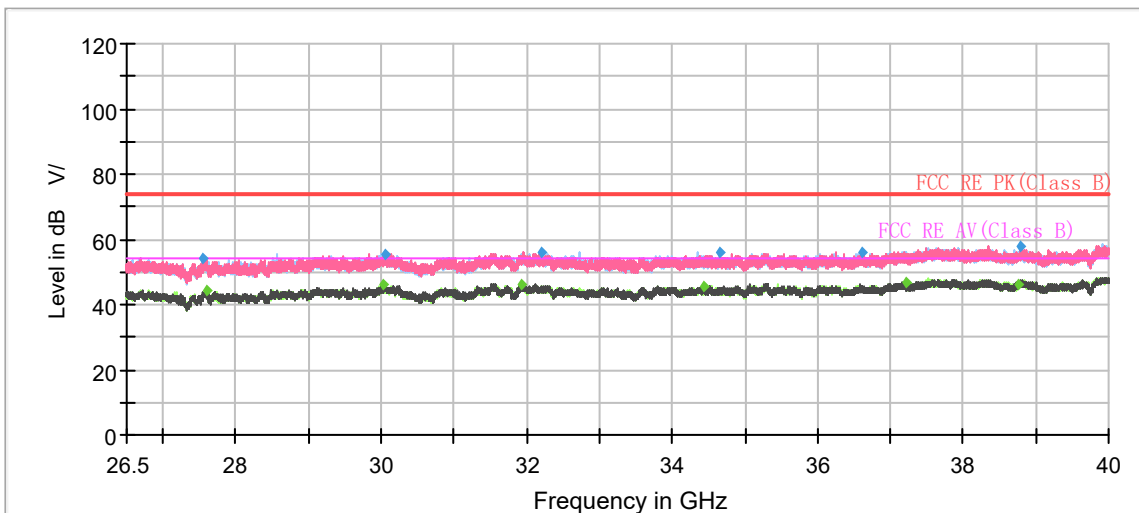
Remark: 1. Correction Factor = Antenna factor+ Insertion loss (cable loss + amplifier gain)



During the test, the Radiates Emission from 18GHz to 40GHz was performed in all modes with all channels, 802.11n (HT20), Channel 36 are selected as the worst condition. The test data of the worst-case condition was recorded in this report.



Radiates Emission from 18GHz to 26.5GHz



Radiates Emission from 26.5GHz to 40GHz



Frequency (MHz)	Peak (dBuV/m)	Average (dBuV/m)	Limit (dBuV/m)	Margin (dB)	Height (cm)	Polarization	Azimuth (deg)	Correct Factor (dB)
18342.27	49.71	---	74.00	24.29	200.0	V	29.00	-2
18346.80	---	38.69	54.00	15.31	200.0	H	0.00	-2
19364.25	49.59	---	74.00	24.41	100.0	V	112.00	-1
19374.17	---	39.79	54.00	14.21	100.0	V	313.00	-1
20681.75	49.20	---	74.00	24.80	200.0	H	306.00	0
21111.57	---	39.40	54.00	14.60	100.0	H	101.00	0
22121.93	---	39.71	54.00	14.29	100.0	V	96.00	1
22133.27	49.96	---	74.00	24.04	100.0	V	4.00	1
23572.03	---	38.19	54.00	15.81	100.0	V	203.00	2
23577.98	48.12	---	74.00	25.88	100.0	V	135.00	2
25286.48	49.54	---	74.00	24.46	200.0	V	358.00	3
25288.75	---	39.98	54.00	14.02	100.0	V	172.00	3

**Remark: 1. Correction Factor = Antenna factor+ Insertion loss (cable loss + amplifier gain)**

## 5.6. Conducted Emission

### Ambient condition

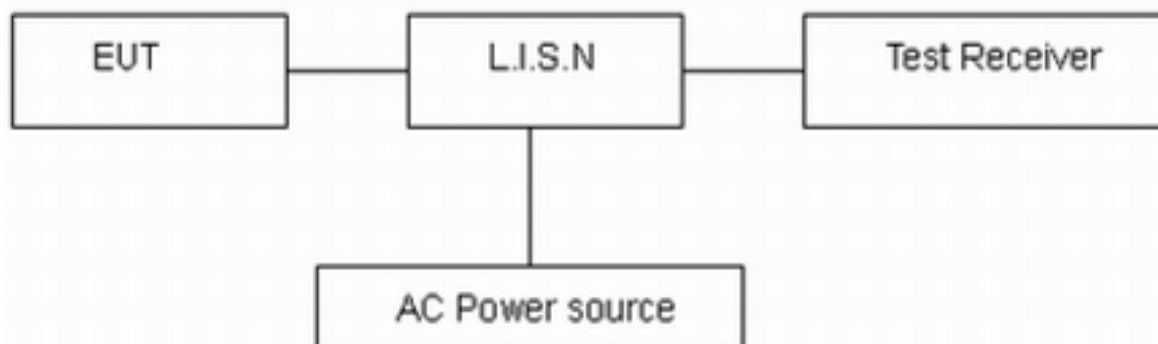
Temperature	Relative humidity	Pressure
23°C ~25°C	45%~50%	101.5kPa

### Methods of Measurement

The EUT IS placed on a non-metallic table of 80cm height above the horizontal metal reference ground plane. During the test, the EUT was operating in its typical mode. The test method is according to ANSI C63.10. Connect the AC power line of the EUT to the LISN Use EMI receiver to detect the average and Quasi-peak value. RBW is set to 9kHz, VBW is set to 30kHz The measurement result should include both L line and N line.

The test is in transmitting mode.

### Test Setup



Note: AC Power source is used to change the voltage 110V/60Hz.

### Limits

Frequency (MHz)	Conducted Limits(dBμV)	
	Quasi-peak	Average
0.15 - 0.5	66 to 56 *	56 to 46 *
0.5 - 5	56	46
5 - 30	60	50

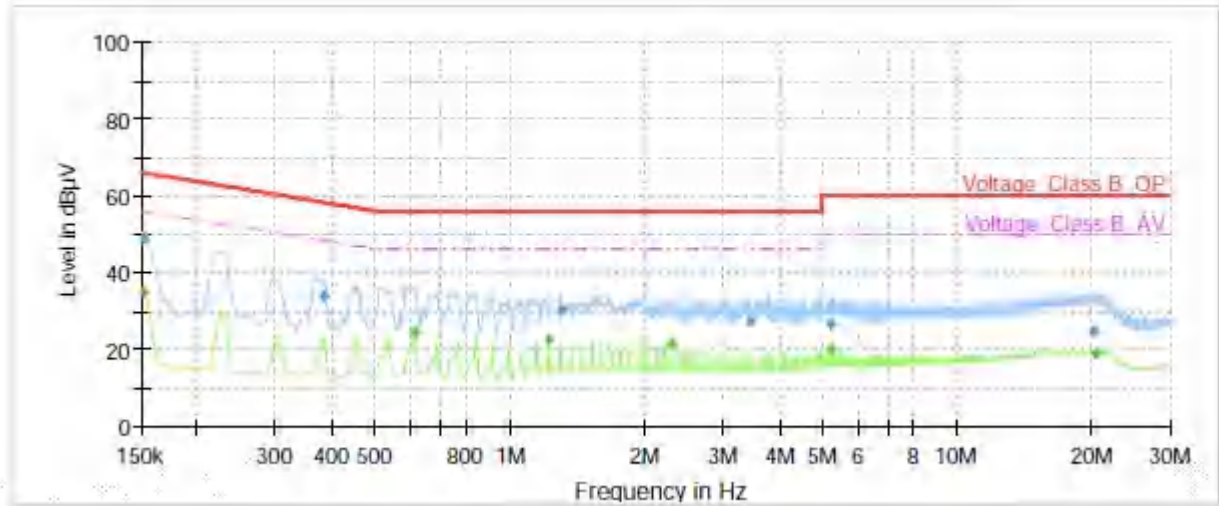
\*: Decreases with the logarithm of the frequency.

### Measurement Uncertainty

The assessed measurement uncertainty to ensure 95% confidence level for the normal distribution is with the coverage factor  $k = 1.96$ ,  $U = 2.69$  dB.

**Test Results:**

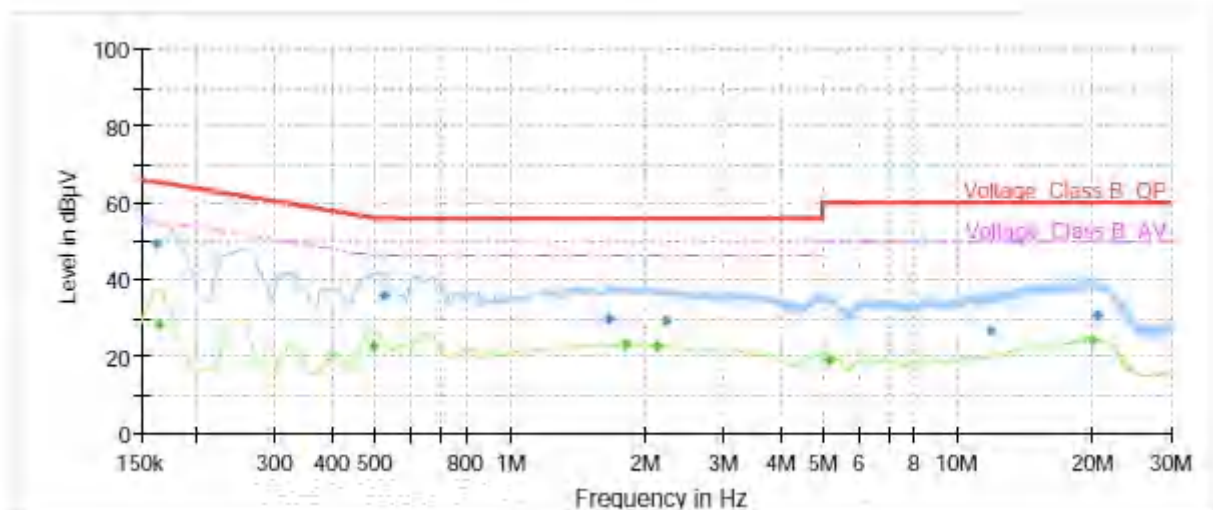
Following plots, Blue trace uses the peak detection and Green trace uses the average detection. During the test, the Conducted Emission was performed in all modes with all channels, 802.11a, Channel 64 are selected as the worst condition. The test data of the worst-case condition was recorded in this report.



Frequency (MHz)	QuasiPeak (dBµV)	Average (dBµV)	Limit (dBµV)	Margin (dB)	Meas. Time (ms)	Bandwidth (kHz)	Line	Filter	Corr. (dB)
0.15	---	34.90	55.88	20.98	70.0	9.000	L1	ON	21
0.15	48.51	---	65.88	17.37	70.0	9.000	L1	ON	21
0.38	33.83	---	58.24	24.41	70.0	9.000	L1	ON	21
0.61	---	24.77	46.00	21.23	70.0	9.000	L1	ON	20
1.22	---	22.76	46.00	23.24	70.0	9.000	L1	ON	20
1.30	30.07	---	56.00	25.93	70.0	9.000	L1	ON	20
2.29	---	21.40	46.00	24.60	70.0	9.000	L1	ON	19
3.44	27.21	---	56.00	28.79	70.0	9.000	L1	ON	19
5.20	26.52	---	60.00	33.48	70.0	9.000	L1	ON	19
5.20	---	19.75	50.00	30.25	70.0	9.000	L1	ON	19
20.29	24.49	---	60.00	35.51	70.0	9.000	L1	ON	20
20.51	---	19.07	50.00	30.93	70.0	9.000	L1	ON	20

**Remark: Correct factor=cable loss + LISN factor**

L line Conducted Emission from 150 KHz to 30 MHz



Frequency (MHz)	QuasiPeak (dBµV)	Average (dBµV)	Limit (dBµV)	Margin (dB)	Meas. Time (ms)	Bandwidth (kHz)	Line	Filter	Corr. (dB)
0.16	49.36	---	65.40	16.04	70.0	9.000	N	ON	21
0.16	---	28.17	55.28	27.11	70.0	9.000	N	ON	21
0.49	---	22.32	46.13	23.81	70.0	9.000	N	ON	20
0.52	36.14	---	56.00	19.86	70.0	9.000	N	ON	20
1.65	29.63	---	56.00	26.37	70.0	9.000	N	ON	20
1.80	---	23.00	46.00	23.00	70.0	9.000	N	ON	20
2.13	---	22.59	46.00	23.41	70.0	9.000	N	ON	20
2.23	29.48	---	56.00	26.52	70.0	9.000	N	ON	20
5.14	---	19.17	50.00	30.83	70.0	9.000	N	ON	19
11.81	26.72	---	60.00	33.28	70.0	9.000	N	ON	20
19.95	---	23.86	50.00	26.14	70.0	9.000	N	ON	20
20.45	30.78	---	60.00	29.22	70.0	9.000	N	ON	20

Remark: Correct factor=cable loss + LISN factor

N line Conducted Emission from 150 KHz to 30 MHz



## 6. Main Test Instruments

Name	Manufacturer	Type	Serial Number	Calibration Date	Expiration Date
Spectrum Analyzer	R&S	FSV40	15195-01-00	2021-05-15	2022-05-14
EMI Test Receiver	R&S	ESCI	100948	2021-05-15	2022-05-14
Loop Antenna	SCHWARZBECK	FMZB1519	1519-047	2020-04-02	2023-04-01
TRILOG Broadband Antenna	SCHWARZBECK	VULB 9163	391	2019-12-16	2022-12-15
Horn Antenna	R&S	HF907	102723	2020-08-11	2023-08-10
Horn Antenna	ETS-Lindgren	3160-09	00102643	2021-10-10	2024-10-09
Standard Gain Horn	STEATITE	QSH-SL-26-40 -K-15	16779	2019-12-24	2022-12-23
Broadband Horn Antenna	SCHWARZBECK	BBHA 9120D	430	2018-07-07	2023-07-06
EMI Test Receiver	R&S	ESR	101667	2021-05-16	2022-05-15
LISN	R&S	ENV216	101171	2020-12-13	2022-12-12
TEMPERATURE CHAMBER	WEISS	WT2040	582261246600 50	2021-12-12	2022-12-11
WLAN AP	Cisco	Air-AP1262N- A-K9	LDK102073 (FCC ID)	/	/
Power Sensor	R&S	NRP18S	101955	2021-05-15	2022-05-14
DC Power Supply	GWINSTEK	GPS-3030D	GEP882653	2021-05-15	2022-05-14
Software	R&S	EMC32	9.26.01	/	/

\*\*\*\*\*END OF REPORT \*\*\*\*\*





## ANNEX A: The EUT Appearance

The EUT Appearance are submitted separately.



## **ANNEX B: Test Setup Photos**

The Test Setup Photos are submitted separately.



## **ANNEX C: Product Change Description**

The Product Change Description are submitted separately.