


Appendix D


Photographs

1. SAR measurement System
2. Photographs of Tissue Simulate Liquid
3. Photographs of EUT test position
4. EUT Constructional Details




1. SAR measurement System



2. Photographs of Tissue Simulate Liquid

<p>Photo 1: Tissue Simulant Liquid for HBBL600-10000MHz</p>	<p>NA</p>
	<p>NA</p>

3. Photographs of EUT test position

<p>Photo 2: Left Head_Rear Touch_0mm</p>	<p>Photo 3: Left Head_Front_0mm</p>
	
<p>Photo 4: Right Head_RearTouch_0mm</p>	<p>Photo 5: Right Head_Front_0mm</p>
	

4. EUT Constructional Details

