



SAR TEST REPORT

No. I22Z61813-SEM01

For

HONOR Device Co., Ltd.

Smart Phone

Model Name: RMO-NX3

with

Hardware Version: HN2RMOM

Software Version: 6.1.0.21(C900E21R1P1)

FCC ID: 2AYGCRMO-NX3

Issued Date: 2022-11-28

Note:

The test results in this test report relate only to the devices specified in this report. This report shall not be reproduced except in full without the written approval of CTTL.

The report must not be used by the client to claim product certification, approval, or endorsement by NVLAP, NIST, or any agency of the U.S.Government.

Test Laboratory:

CTTL, Telecommunication Technology Labs, CAICT

No. 52, Huayuan North Road, Haidian District, Beijing, P. R. China 100191.

Tel:+86(0)10-62304633-2512, Fax:+86(0)10-62304633-2504

Email: ctl_terminals@caict.ac.cn, website: www.caict.ac.cn

**REPORT HISTORY**

Report Number	Revision	Issue Date	Description
I22Z61813-SEM01	Rev.0	2022-11-17	Initial creation of test report
I22Z61813-SEM01	Rev.1	2022-11-28	Update the information for BT on Page8. Update the information for Rx Frequency on Page11.

TABLE OF CONTENT

1 TEST LABORATORY	5
1.1 TESTING LOCATION	5
1.2 TESTING ENVIRONMENT.....	5
1.3 PROJECT DATA	5
1.4 SIGNATURE.....	5
2 STATEMENT OF COMPLIANCE	6
3 CLIENT INFORMATION	9
3.1 APPLICANT INFORMATION	9
3.2 MANUFACTURER INFORMATION	9
4 EQUIPMENT UNDER TEST (EUT) AND ANCILLARY EQUIPMENT (AE)	10
4.1 ABOUT EUT	10
4.2 INTERNAL IDENTIFICATION OF EUT USED DURING THE TEST	12
4.3 INTERNAL IDENTIFICATION OF AE USED DURING THE TEST	12
5 TEST METHODOLOGY	13
5.1 APPLICABLE LIMIT REGULATIONS	13
5.2 APPLICABLE MEASUREMENT STANDARDS.....	13
6 SMART TRANSMIT FEATURE FOR RF EXPOSURE COMPLIANCE	14
7 SPECIFIC ABSORPTION RATE (SAR).....	18
7.1 INTRODUCTION.....	18
7.2 SAR DEFINITION.....	18
8 TISSUE SIMULATING LIQUIDS	19
8.1 TARGETS FOR TISSUE SIMULATING LIQUID	19
8.2 DIELECTRIC PERFORMANCE	19
9 SYSTEM VERIFICATION	21
9.1 SYSTEM SETUP.....	21
9.2 SYSTEM VERIFICATION.....	22
10 MEASUREMENT PROCEDURES	23
10.1 TESTS TO BE PERFORMED	23
10.2 GENERAL MEASUREMENT PROCEDURE.....	25
10.3 WCDMA MEASUREMENT PROCEDURES FOR SAR	26
10.4 SAR MEASUREMENT FOR LTE.....	27
10.5 BLUETOOTH & WI-FI MEASUREMENT PROCEDURES FOR SAR	29
10.6 NR MEASUREMENT PROCEDURES FOR SAR	29
10.7 POWER DRIFT.....	29
11 AREA SCAN BASED 1-G SAR.....	30

11.1 REQUIREMENT OF KDB	30
11.2 FAST SAR ALGORITHMS.....	30
12 CONDUCTED OUTPUT POWER.....	31
12.1 GSM MEASUREMENT RESULT	31
12.2 WCDMA MEASUREMENT RESULT	37
12.3 LTE MEASUREMENT RESULT	44
LTE CARRIER AGGREGATION CONDUCTED POWER (DOWNLINK)	195
12.4 NR 5G MEASUREMENT RESULT.....	197
12.5 WI-FI AND BT MEASUREMENT RESULT	223
13 SIMULTANEOUS TX SAR CONSIDERATIONS.....	230
13.1 TRANSMIT ANTENNA SEPARATION DISTANCES	230
13.2 SAR MEASUREMENT POSITIONS	230
14 EVALUATION OF SIMULTANEOUS.....	231
15 SAR TEST RESULT	232
15.1 SAR RESULTS FOR 2G/3G/4G	235
15.2 SAR RESULTS FOR 5G NR.....	241
15.3 SAR RESULTS FOR WLAN	246
15.4 SAR RESULTS FOR BT	249
15.5 SAR RESULTS FOR PHABLET	250
16 SAR MEASUREMENT VARIABILITY.....	251
17 MEASUREMENT UNCERTAINTY	252
17.1 MEASUREMENT UNCERTAINTY FOR NORMAL SAR TESTS (300MHZ~3GHZ)	252
17.2 MEASUREMENT UNCERTAINTY FOR NORMAL SAR TESTS (3~6GHZ)	253
17.3 MEASUREMENT UNCERTAINTY FOR FAST SAR TESTS (300MHZ~3GHZ)	254
17.4 MEASUREMENT UNCERTAINTY FOR FAST SAR TESTS (3~6GHZ).....	255
18 MAIN TEST INSTRUMENTS.....	257
APPENDIXES	258

1 Test Laboratory

1.1 Testing Location

Company Name:	CTTL(Shouxiang)
Address:	No. 52, Huayuan North Road, Haidian District, Beijing, P. R. China 100191.

1.2 Testing Environment

Temperature:	18°C~25°C,
Relative humidity:	30%~ 70%
Ground system resistance:	< 0.5 Ω
Ambient noise & Reflection:	< 0.012 W/kg


1.3 Project Data

Project Leader:	Qi Dianyuan
Test Engineer:	Lin Xiaojun
Testing Start Date:	October 17,2022
Testing End Date:	November 9, 2022

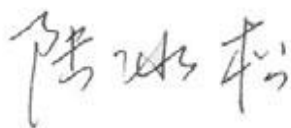
1.4 Signature



Yao Juming
(Prepared this test report)



Qi Dianyuan
(Reviewed this test report)



Lu Bingsong
Deputy Director of the laboratory
(Approved this test report)

2 Statement of Compliance

The maximum results of Specific Absorption Rate (SAR) found during testing for HONOR Device Co., Ltd. Smart Phone RMO-NX3 is as follows:

Table 2.1: Highest Reported SAR (1g)

Mode		Antenna	Highest Reported SAR (1g)			
			1g SAR Head	1g SAR Hotspot	1g SAR Body-worn	10-g SAR Phablet
GSM	GSM 850	ANT1	0.20	0.15	0.15	/
	PCS 1900	ANT0	0.11	0.46	0.22	/
	PCS 1900	ANT2	0.75	0.20	0.18	1.35
WCDMA	UMTS FDD 5	ANT1	0.27	0.36	0.36	/
	UMTS FDD 4	ANT0	0.18	0.50	0.31	/
	UMTS FDD 4	ANT2	0.67	0.23	0.36	/
	UMTS FDD 2	ANT0	0.18	0.57	0.29	/
	UMTS FDD 2	ANT2	0.83	0.32	0.56	/
LTE	LTE Band 2	ANT0	0.19	0.55	0.38	/
	LTE Band 2	ANT2	0.85	0.38	0.45	2.57
	LTE Band 4	ANT0	0.20	0.52	0.33	/
	LTE Band 4	ANT2	0.75	0.20	0.43	/
	LTE Band 7	ANT0	0.24	0.62	0.36	/
	LTE Band 7	ANT2	1.10	0.17	0.34	/
	LTE Band 12/17	ANT1	0.19	0.33	0.33	/
	LTE Band 13	ANT1	0.22	0.34	0.34	/
	LTE Band 5/26	ANT1	0.24	0.40	0.40	/
	LTE Band 38	ANT4	0.76	0.17	0.23	/
	LTE Band 38	ANT2	0.91	0.21	0.26	/
	LTE Band 38	ANT0	0.05	0.12	0.06	/
	LTE Band 38	ANT5	0.41	0.05	0.08	/
	LTE Band 41	ANT4	0.76	0.17	0.19	/
	LTE Band 41	ANT2	0.91	0.11	0.19	/
	LTE Band 41	ANT0	0.08	0.11	0.09	/
	LTE Band 41	ANT5	0.41	0.06	0.05	/
	LTE Band 66	ANT0	0.12	0.34	0.23	/
NR	N2	ANT0	0.16	0.48	0.25	/
	N2	ANT2	0.56	0.23	0.37	/
	N7	ANT0	0.19	0.58	0.26	/
	N7	ANT2	1.06	0.15	0.23	/
	N38	ANT4	0.59	0.18	0.23	/
	N38	ANT2	0.79	0.18	0.21	/
	N38	ANT0	0.13	0.55	0.18	/
	N38	ANT5	0.95	0.23	0.24	/
	N41	ANT4	0.55	0.15	0.26	/
	N41	ANT2	0.73	0.18	0.16	/
	N41	ANT0	0.17	0.56	0.22	/
	N41	ANT5	0.85	0.21	0.28	/
N66	ANT0	0.21	0.48	0.22	/	

	N78	ANT8	0.53	0.10	0.17	/
	N78	ANT10	0.54	0.11	0.13	/
	N78	ANT7	0.56	0.18	0.22	/
	N78	ANT2	0.95	0.17	0.18	/
	WLAN 2.4 GHz	ANT9	0.22	0.23	0.14	/
	WLAN 5 GHz	ANT6	0.33	0.30	0.21	1.30
	BT	ANT9	0.14	0.06	0.06	/

The SAR values found for the Mobile Phone are below the maximum recommended levels of 1.6 W/kg as averaged over any 1g tissue according to the ANSI C95.1-1992.

For body operation, this device has been tested and meets FCC RF exposure guidelines when used with any accessory that contains no metal and which provides a minimum separation distance of 10 mm between this device and the body of the user. Use of other accessories may not ensure compliance with FCC RF exposure guidelines.

The EUT battery must be fully charged and checked periodically during the test to ascertain uniform power output.

The measurement together with the test system set-up is described in annex C of this test report. A detailed description of the equipment under test can be found in chapter 4 of this test report. The highest reported SAR value is obtained at the case of **(Table 2.1)**, and the values are:

Head: 1.10 W/kg(1g)

Hotspot: 0.62 W/kg(1g)

Body-worn: 0.56 W/kg(1g)

Remark:

The device have similar frequency in some LTE bands : LTE B12/17 and LTE B5/26, since the supported frequency spans for the smaller LTE bands are completely cover by the larger LTE bands and the channel bandwidth and other operating parameters for the smaller band be fully supported by the larger band, therefore, only larger LTE bands were required to be tested for SAR.

Table 2.2: The sum of SAR values for Main antenna + WiFi

	Position	Main antenna	WiFi	BT	Sum
Highest SAR value	Left head, Cheek	0.950 (N38 ANT5)	0.309 (WiFi5G ANT6)	0.140 (BT ANT9)	1.399

According to the above tables, the highest sum of reported SAR values is **1.399 W/kg (1g)**. The detail for simultaneous transmission consideration is described in chapter 14.

Table 2.4: The sum of SAR values for 10g extremity SAR

	Position	Main antenna	WiFi	Sum	Limited
10-g extremity SAR (Separation Distance 0mm)	Top 0mm	2.572 (LTE Band2 ANT2)	1.304 (WiFi5G ANT6)	3.876	4.0

Conclusion:

According to the above tables, the sum of reported SAR values is <1.6W/kg for 1g SAR and <4.0 W/kg for 10g extremity SAR. So the simultaneous transmission SAR with volume scans is not required.

3 Client Information

3.1 Applicant Information

Company Name:	HONOR Device Co., Ltd.
Address/Post:	Shum Yip Sky Park, No. 8089, Hongli West Road, Shenzhen, China
Contact Person:	/
Contact Email:	/
Telephone:	/
Fax	/

3.2 Manufacturer Information

Company Name:	HONOR Device Co., Ltd.
Address/Post:	Shum Yip Sky Park, No. 8089, Hongli West Road, Shenzhen, China
Contact Person:	/
Contact Email:	/
Telephone:	/
Fax	/

4 Equipment Under Test (EUT) and Ancillary Equipment (AE)

4.1 About EUT

Description:	Smart Phone
Model name:	RMO-NX3
Tested Band:	GSM850/1900, WCDMA B2/4/B5 LTE Band2/4/5/7/12/13/17/26/38/41/66 5G NR N2/7/38/41/66/78 BT, Wi-Fi(2.4G), Wi-Fi(5G)
Tx Frequency:	824 – 849 MHz (GSM 850) 1850 – 1910 MHz (GSM 1900) 824–849 MHz (WCDMA 850 Band V) 1710 – 1755 MHz (WCDMA 1700 Band IV) 1850–1910 MHz (WCDMA1900 Band II) 1850 – 1910 MHz(LTE Band 2) 1710 – 1755 MHz (LTE Band 4) 824 – 849 MHz (LTE Band 5) 2500 – 2570 MHz(LTE Band 7) 699 – 716 MHz (LTE Band 12) 777 –787 MHz (LTE Band 13) 704 –716 MHz (LTE Band 17) 814 – 849 MHz (LTE Band 26) 2570 – 2620 MHz (LTE Band 38) 2496 – 2690 MHz (LTE Band 41) 1710 – 1780 MHz (LTE Band 66) 2412 – 2462 MHz (Wi-Fi 2.4G) 5180 – 5240 MHz (Wi-Fi 5.2G) 5260 – 5320 MHz (Wi-Fi 5.3G) 5500 – 5720 MHz (Wi-Fi 5.5G) 5745 – 5825 MHz (Wi-Fi 5.8G) 2400 – 2483.5 MHz (Bluetooth) 1850 – 1910 MHz(n2) 2500 – 2570 MHz (n7) 2570 – 2620 MHz (n38) 2496 – 2690 MHz (n41) 1710– 1780 MHz (n66) 3450 – 3550 MHz (n78)
Rx Frequency:	869 – 894 MHz (GSM 850) 1930 – 1990 MHz (GSM 1900) 869 – 894 MHz (WCDMA 850 Band V) 2110 – 2155 MHz (WCDMA 1700 Band IV) 1930 – 1990 MHz (WCDMA1900 Band II) 1930 – 1990 MHz(LTE Band 2) 2110 – 2155 MHz (LTE Band 4) 869 – 894 MHz (LTE Band 5) 2620 – 2690 MHz(LTE Band 7) 729 – 746 MHz (LTE Band 12) 746 – 756 MHz (LTE Band 13)



	734 –746 MHz (LTE Band 17)
	859 – 894 MHz (LTE Band 26)
	2570 – 2620 MHz (LTE Band 38)
	2496 – 2690 MHz (LTE Band 41)
	2110 – 2200 MHz (LTE Band 66)
	2400 – 2483.5 MHz (Wi-Fi 2.4G)
	5150 - 5250 MHz (Wi-Fi 5.2G)
	5250 - 5350 MHz (Wi-Fi 5.3G)
	5470 - 5725 MHz (Wi-Fi 5.5G)
	5725 - 5850 MHz (Wi-Fi 5.8G)
	2400 – 2483.5 MHz (Bluetooth)
	1930 – 1990 MHz(n2)
	2620 – 2690 MHz (n7)
	2570 – 2620 MHz (n38)
	2496 – 2690 MHz (n41)
	2110 – 2200 MHz (n66)
	3450 – 3550 MHz (n78)
GPRS/EGPRS Multislot Class:	12
Test device production information:	Production unit
Device type:	Portable device
Antenna type:	Integrated antenna
Hotspot mode:	Support

4.2 Internal Identification of EUT used during the test

EUT ID*	IMEI	HW Version	SW Version
EUT1	869123060004611/869123060008885	HN2RMOM	6.1.0.21(C900E21R1P1)
EUT2	869123060004900/869123060009172	HN2RMOM	6.1.0.21(C900E21R1P1)
EUT3	869123060004009/869123060008278	HN2RMOM	6.1.0.21(C900E21R1P1)
EUT4	869123060004157/869123060008422	HN2RMOM	6.1.0.21(C900E21R1P1)
EUT5	869123060004801/869123060009073	HN2RMOM	6.1.0.21(C900E21R1P1)
EUT6	869123060002987/869123060007259	HN2RMOM	6.1.0.21(C900E21R1P1)
EUT7	869123060002482/869123060006756	HN2RMOM	6.1.0.21(C900E21R1P1)
EUT8	869123060002318/869123060006582	HN2RMOM	6.1.0.21(C900E21R1P1)
EUT9	869123060002276/869123060006541	HN2RMOM	6.1.0.21(C900E21R1P1)
EUT10	869123060002177/869123060006442	HN2RMOM	6.1.0.21(C900E21R1P1)
EUT11	869123060002441/869123060006715	HN2RMOM	6.1.0.21(C900E21R1P1)
EUT12	869123060002300/869123060006574	HN2RMOM	6.1.0.21(C900E21R1P1)

*EUT ID: is used to identify the test sample in the lab internally.

Note: It is performed to test SAR with the EUT1~6 and conducted power with the EUT7~12.

4.3 Internal Identification of AE used during the test

AE ID*	Description	Model	SN	Manufacturer
AE1	Battery	HB506492EFW	/	Honor Device Co., Ltd. (Desay Battery (ChangSha) Co.,Ltd.)
AE2	Battery	HB506492EFW	/	Honor Device Co., Ltd.(Shenzhen Sunwoda Intelligence Technology Co., Ltd.)
AE3	Battery	HB506492EFW	/	Honor Device Co., Ltd.(Zhuhai CosMX Power JinWan Subsidiary Co.,Ltd.)
AE4	Headset	1293-3283-3.5mm-339	/	Quancheng
AE5	Headset	MEND1532B528C00	/	Lianchuang
AE6	Headset	EPAB542-2WH05-DH	/	FOXCONN

*AE ID: is used to identify the test sample in the lab internally.

5 TEST METHODOLOGY

5.1 Applicable Limit Regulations

ANSI C95.1–1992:IEEE Standard for Safety Levels with Respect to Human Exposure to Radio Frequency Electromagnetic Fields, 3 kHz to 300 GHz.

It specifies the maximum exposure limit of **1.6 W/kg** as averaged over any 1 gram of tissue for portable devices being used within 20 cm of the user in the uncontrolled environment.

It specifies the maximum exposure limit of **4.0 W/kg** as averaged over any 10 gram of tissue for portable devices being used within 20 cm of the user in the uncontrolled environment.

5.2 Applicable Measurement Standards

IEEE 1528–2013: Recommended Practice for Determining the Peak Spatial-Average Specific Absorption Rate (SAR) in the Human Head from Wireless Communications Devices: Measurement Techniques.

KDB447498 D04: Mobile and Portable Devices RF Exposure Procedures and Equipment Authorization Policies.

KDB648474 D04 Handset SAR v01r03: SAR Evaluation Considerations for Wireless Handsets.

KDB941225 D01 SAR test for 3G devices v03r01: SAR Measurement Procedures for 3G Devices

KDB941225 D05 SAR for LTE Devices v02r05: SAR Evaluation Considerations for LTE Devices

KDB941225 D06 Hotspot Mode SAR v02r01: SAR Evaluation Procedures for Portable Devices with Wireless Router Capabilities

KDB248227 D01 802.11 Wi-Fi SAR v02r02: SAR GUIDANCE FOR IEEE 802.11 (Wi-Fi) TRANSMITTERS

KDB865664 D01 SAR measurement 100 MHz to 6 GHz v01r04: SAR Measurement Requirements for 100 MHz to 6 GHz.

KDB865664 D02 RF Exposure Reporting v01r02: RF Exposure Compliance Reporting and Documentation Considerations

TCB Workshop Nov 2017:RF Exposure Procedures (Carrier Aggregation SAR)

TCB Workshop Nov 2019:RF Exposure Policy Updates (5G NR NSA Sub 6G SAR)

6 Smart Transmit feature for RF Exposure compliance

The FCC RF exposure limit is defined based on time-averaged RF exposure. The product implements Qualcomm Smart Transmit feature which controls the instantaneous transmitting power for WWAN transmitter to ensure the product in compliance with FCC RF exposure limit over a defined time window for SAR (transmit frequency \leq 6GHz). To control and manage transmitting power in real time and to ensure at all times the time-averaged RF exposure is compliant to the regulation requirement.

The purpose of the Part 1 test in this report is to demonstrate that the device meets the FCC SAR limits when transmitting in static transmission scenario at maximum allowable time-averaged power levels. The parameters obtained from SAR characterization (referred to as SAR char, respectively) will be used as input for Smart Transmit. SAR char will be entered via the Embedded File System (EFS) to enable the Smart Transmit Feature.

WLAN/BT operations are not enabled with Smart Transmit.

Term	Description
P_{limit}	The time-averaged RF power which corresponds to SAR_design_target.
P_{max}	Maximum target power level
SAR_design_target:	The design target for SAR compliance. It should be less than regulatory power density limit to account for all device design related uncertainties.
SAR Char	P_{limit} for all the technologies/bands for all applicable DSI

Smart Transmit allows the device to transmit at higher power instantaneously, as high as P_{max} , when needed, but enforces power limiting to maintain time-averaged transmit power to P_{limit} . Below table shows P_{limit} EFS settings and maximum tune up output power P_{max} configured for this EUT for various transmit conditions (Device State Index DSI).

DSI and Corresponding Exposure Scenarios

Scenario	Description
DSI8	Receiver on(Standalone)
DSI5	Receiver on(WWAN+WLAN)
DSI3	Receiver off(Standalone)
DSI9	Receiver off(WWAN+WLAN)
DSI13	Hotspot on

<P_{limit} for supported technologies and bands (P_{limit} in EFS file)>

Band	Antenna	P _{limit}					P _{max} *
		Body	WWAN+WLAN Head	Head	WWAN+WLAN Body	Hotspot	
		DSI 3	DSI 5	DSI 8	DSI 9	DSI 13	
G850	1	32.7	32.7	32.7	32.7	26.7	32.7
G1900	0	29.7	29.7	29.7	27.7	27.7	29.7
G1900	2	29.2	25.7	26.2	24.2	24.2	29.2
WB2	0	21.5	22.5	23	19.5	19.5	23
WB2	2	21.5	16	16.5	16.5	16	22.5
WB4	0	21.7	22.7	23.2	19.7	19.7	23.2
WB4	2	21.2	16.7	17.2	16.2	16.2	22.7
WB5	1	24.3	24.3	24.3	24.3	24.3	24.3
LTE B2	0	22	22.8	23.3	20	20	23.3
LTE B2	2	21.5	16.5	17	16.5	16.5	22.8
LTE B4	0	22	23	23.5	20	20	23.5
LTE B4	2	21	16.5	17	16	16	23
LTE B5	1	24.3	24.3	24.3	24.3	24.3	24.3
LTE B7	0	20.8	20.3	23	18.8	18.8	23
LTE B7	2	18	16	16.5	13	13	22.5
LTE B12	1	24.3	24.3	24.3	24.3	24.3	24.3
LTE B13	1	24.3	24.3	24.3	24.3	24.3	24.3
LTE B17	1	24.3	24.3	24.3	24.3	24.3	24.3
LTE B26	1	24.3	24.3	24.3	24.3	24.3	24.3
LTE B66	0	21.5	23	23.5	19.5	19.5	23.5
LTE B38	4	23	19.5	20	18	18	23.5
LTE B38	2	20	17	17.5	15	15	21.5
LTE B38	0	19	18.5	20	14	14	20
LTE B38	5	19	16.5	17	14	14	20
LTE B41	4	22.8	18.5	19	17.8	17.8	24.3
LTE B41	2	20	17	17.5	15	15	21.5
LTE B41	0	19.5	19	21	14.5	14.5	21
LTE B41	5	19.5	17	17.5	14.5	14.5	21
N2	0	20.8	22.3	22.8	18.8	18.8	22.8
N2	2	20.3	14.8	15.3	15.3	14.8	22.3
N7	0	19.8	19.3	22.8	17.8	17.8	22.8
N7	2	16.8	14.8	15.3	11.8	11.8	22.3
N66	0	20	22.5	23	18	18	23
N38	4	20	15.5	16	15	15	23
N38	2	17	14	14.5	12	12	21.5
N38	0	20	19.5	21.5	18	18	21.5
N38	5	20	16	16.5	15	15	21.5
N41	4	20	15.5	16	15	15	24
N41	2	17	14	14.5	12	12	21.5
N41	0	20	19.5	21.5	18	18	21.5
N41	5	20	16	16.5	15	15	21.5
N78	8	16	14.5	15	11	11	26
N78	10	20	18.5	19	15	15	24
N78	7	18	16	16.5	13	13	25
N78	2	19	15.5	16	14	14	23.5

Note:

- 1 When P_{max} < P_{limit}, the DUT will operate at a power level up to P_{max}.
- 2 P_{max} is used for RF tune up procedure. The maximum allowed output power is equal to P_{max} + device uncertainty.

5G NR + LTE + WLAN + BT Sim-Tx analysis:

In 5G NR + LTE + WLAN + BT simultaneous transmission, 5G NR and LTE transmission are managed and controlled by Qualcomm® Smart Transmit, while the RF exposure from WLAN and BT radios is managed using legacy approach, i.e., through a fixed power back-off if needed.

Since WLAN and BT do not employ time-averaging, 1gSAR and 10gSAR measurement for WLAN and BT need to be conducted at their corresponding rated power following current FCC test procedures to determine reported SAR values.

Smart Transmit current implementation assumes hotspots from 5G NR and LTE are collocated. Therefore, for a total of 100% exposure margin, if LTE uses x%, then the exposure margin left for 5G NR is capped to (100-x)%. Thus, the compliance equation for LTE + 5G NR is

$$x\% * A + (100-x)\% * B \leq 1.0,$$

Where, A is normalized reported time-averaged SAR exposure ratio from LTE, and $A \leq 1.0$; B is normalized reported time-averaged exposure ratio from 5G NR (i.e., PD exposure for mmW NR or SAR exposure for sub6 NR), and $B \leq 1.0$.

Let C = normalized reported SAR exposure ratio from WLAN+BT, then for compliance,

$$x\% * A + (100-x)\% * B + C \leq 1.0 \quad (1)$$

$$x\% * A + (100-x)\% * B \leq x\% * \max(A, B) + (100-x)\% * \max(A, B) \leq \max(A, B)$$

$$x\% * A + (100-x)\% * B + C \leq \max(A, B) + C \leq 1.0 \quad (2)$$

if $A + C \leq 1.0$ and $B + C \leq 1.0$ can be proven, then “ $x\% * A + (100-x)\% * B + C \leq 1.0$ ” . Therefore simultaneous transmission analysis for 5G NR + LTE + WLAN + BT can be performed in two steps

Step 1: Prove total exposure ratio (TER) of LTE + WLAN + BT < 1

Step 2: Prove total exposure ratio (TER) of 5G NR + WLAN + BT < 1

Step 1: it's justified in Part 1 SAR report

Step 2: it's justified in section 12.1

During TER analysis, the reported time-averaged PD (assuming input.power.limit for at least one beam < NV setting Pmax) applies only to the worst-surface of the device. For other surfaces, worst-case PD needs to be calculated to assess TER for the corresponding surface. To determine worst-case PD for other surfaces, using simulation results

1. Calculate ratio of simulated PD for desired surface to simulated PD of worst surface for a given beam
2. Repeat 1 to obtain ratios for all supported beams, and determine maximum ratio
3. Repeat 1~2 to obtain the corresponding worst-case PD for rest of surfaces (non worst-case surfaces) needed for TER analysis.

For example, if the back surface of device has highest PD and is determined as worst-surface, then,

- **Back_surface_worst-case_PD = reported time-averaged PD**
where, **reported time-averaged PD** = PD_design_target + mmW device design related uncertainty
- **For other surfaces**
 - **front_surface_worst-case_PD = PD_ratio_front_to_back * reported timeaveraged PD**
where, PD_ratio_front_to_back = $\max \left\{ \frac{\text{simulated PD}_{\text{front}(i)}}{\text{simulated PD}_{\text{back}(i)}}, \text{beam } i = 1, 2 \dots N \right\}$, N= total N beams (all beams) supported by the mmW module being evaluated being evaluated.
 - Follow similar approach to determine worst-case PD for bottom/top/left/right (if applicable).
- **For body-worn and hotspot scenario, if SAR was measured at 15mm and 10mm, respectively, then the worst-case PD at 15mm and 10mm separation distance should be determined per surface as**
 - **15mm_worst-case_PD = PD_ratio_15mm_to_0mm * reported timeaveraged PD**
Here, PD_ratio_15 mm _to_0mm = $\max \left\{ \frac{\text{simulated Pd at 15 mm}(i)}{\text{simulated PD at 0 mm}(i)}, \text{beam } i = 1, 2 \dots N \right\}$, , N = total number of beams (all beams) supported by the mmW module being evaluated.
 - **10mm_worst-case_PD = PD_ratio_10mm_to_0mm * reported timeaveraged PD**
Here, PD_ratio_15 mm _to_0mm = $\max \left\{ \frac{\text{simulated Pd at 10 mm}(i)}{\text{simulated PD at 0 mm}(i)}, \text{beam } i = 1, 2 \dots N \right\}$, , N = total number of beams (all beams) supported by the mmW module being evaluated.
 - Note the validated model/simulation should be used in worst-case PD determination.

7 Specific Absorption Rate (SAR)

7.1 Introduction

SAR is related to the rate at which energy is absorbed per unit mass in an object exposed to a radio field. The SAR distribution in a biological body is complicated and is usually carried out by experimental techniques or numerical modeling. The standard recommends limits for two tiers of groups, occupational/controlled and general population/uncontrolled, based on a person's awareness and ability to exercise control over his or her exposure. In general, occupational/controlled exposure limits are higher than the limits for general population/uncontrolled.

7.2 SAR Definition

The SAR definition is the time derivative (rate) of the incremental energy (dW) absorbed by (dissipated in) an incremental mass (dm) contained in a volume element (dv) of a given density (ρ). The equation description is as below:

$$SAR = \frac{d}{dt} \left(\frac{dW}{dm} \right) = \frac{d}{dt} \left(\frac{dW}{\rho dv} \right)$$

SAR is expressed in units of Watts per kilogram (W/kg)

SAR measurement can be either related to the temperature elevation in tissue by

$$SAR = c \left(\frac{\delta T}{\delta t} \right)$$

Where: C is the specific heat capacity, δT is the temperature rise and δt is the exposure duration, or related to the electrical field in the tissue by

$$SAR = \frac{\sigma |E|^2}{\rho}$$

Where: σ is the conductivity of the tissue, ρ is the mass density of tissue and E is the RMS electrical field strength.

However for evaluating SAR of low power transmitter, electrical field measurement is typically applied.

8 Tissue Simulating Liquids

8.1 Targets for tissue simulating liquid

Table 8.1: Targets for tissue simulating liquid


Frequency(MHz)	Liquid Type	Conductivity(σ)	$\pm 10\%$ Range	Permittivity(ϵ)	$\pm 10\%$ Range
750	Head	0.89	0.80~0.98	41.94	37.75~46.13
835	Head	0.90	0.81~0.99	41.5	37.35~45.65
1750	Head	1.40	1.26~1.54	40.0	36~44
1900	Head	1.40	1.26~1.54	40.0	36~44
2450	Head	1.80	1.62~1.98	39.2	35.28~43.12
2600	Head	1.96	1.76~2.16	39.01	35.11~42.91
3500	Head	2.91	2.76~3.06	37.93	36.03~39.83
5250	Head	4.71	4.47~4.95	35.93	34.13~37.73
5600	Head	5.07	4.82~5.32	35.53	33.8~37.3
5750	Head	5.22	4.96~5.48	35.36	33.59~37.13

8.2 Dielectric Performance


Table 8.2: Dielectric Performance of Tissue Simulating Liquid

Measurement Date (yyyy-mm-dd)	Type	Frequency	Permittivity ϵ	Drift (%)	Conductivity σ (S/m)	Drift (%)
2022/10/18	Head	750 MHz	43.21	3.03	0.849	-4.61
2022/10/19	Head	835 MHz	43.00	3.61	0.876	-2.67
2022/10/21	Head	1750 MHz	40.94	2.15	1.381	0.80
2022/10/24	Head	1750 MHz	41.37	3.22	1.340	-2.19
2022/10/18	Head	1750 MHz	41.58	3.74	1.346	-1.75
2022/10/20	Head	1900 MHz	40.54	1.35	1.411	0.79
2022/10/22	Head	1900 MHz	40.96	2.40	1.426	1.86
2022/10/17	Head	1900 MHz	41.17	2.93	1.433	2.36
2022/11/8	Head	2450 MHz	39.70	1.28	1.868	3.78
2022/10/23	Head	2600 MHz	39.32	0.79	1.982	1.12
2022/11/9	Head	2600 MHz	39.73	1.85	1.923	-1.89
2022/11/6	Head	2600 MHz	39.94	2.38	1.932	-1.43
2022/11/8	Head	2600 MHz	40.18	3.00	1.944	-0.82
2022/11/7	Head	2600 MHz	40.06	2.69	1.938	-1.12
2022/10/18	Head	2600 MHz	39.53	1.33	1.913	-2.40
2022/10/19	Head	2600 MHz	40.35	3.44	1.952	-0.41
2022/10/20	Head	2600 MHz	40.51	3.85	1.960	0.00
2022/10/23	Head	3500 MHz	39.19	3.32	2.920	0.34
2022/10/24	Head	3500 MHz	39.58	4.35	2.783	-4.36
2022/10/31	Head	5250 MHz	35.90	-0.08	4.563	-3.12
2022/10/31	Head	5600 MHz	35.42	-0.31	4.926	-2.84
2022/10/31	Head	5750 MHz	35.05	-0.88	5.100	-2.30

Note: The liquid temperature is 22.0°C



Picture 8-1 Liquid depth in the Head Phantom

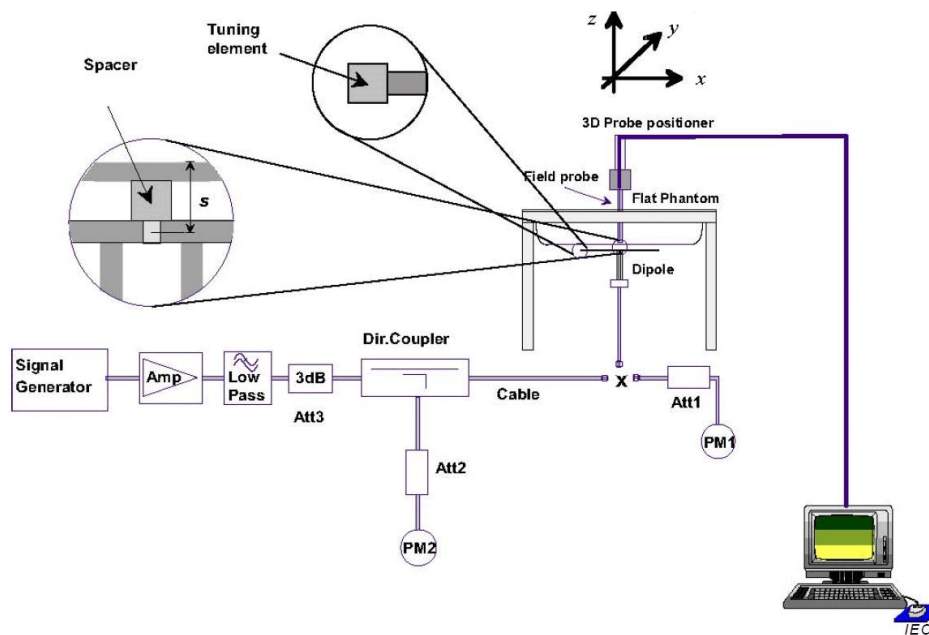


Picture 8-2 Liquid depth in the Flat Phantom

9 System verification

9.1 System Setup

In the simplified setup for system evaluation, the DUT is replaced by a calibrated dipole and the power source is replaced by a continuous wave that comes from a signal generator. The calibrated dipole must be placed beneath the flat phantom section of the SAM twin phantom with the correct distance holder. The distance holder should touch the phantom surface with a light pressure at the reference marking and be oriented parallel to the long side of the phantom. The equipment setup is shown below:



Picture 9-1 System Setup for System Evaluation



Picture 9-2 Photo of Dipole Setup

9.2 System Verification

SAR system verification is required to confirm measurement accuracy, according to the tissue dielectric media, probe calibration points and other system operating parameters required for measuring the SAR of a test device. The system verification must be performed for each frequency band and within the valid range of each probe calibration point required for testing the device.

The system verification results are required that the area scan estimated 1-g SAR is within 3% of the zoom scan 1-g SAR. The details are presented in annex B.

Table 9.1: System Verification of Head

Measurement Date (yyyy-mm-dd)	Frequency	Target value (W/kg)		Measured value(W/kg)		Deviation	
		10 g Average	1 g Average	10 g Average	1 g Average	10 g Average	1 g Average
2022/10/18	750 MHz	5.64	8.63	5.48	8.96	-2.84%	3.82%
2022/10/19	835 MHz	6.34	9.73	6.20	9.20	-2.21%	-5.45%
2022/10/21	1750 MHz	19.30	36.80	20.40	36.76	5.70%	-0.11%
2022/10/24	1750 MHz	19.30	36.80	20.44	37.12	5.91%	0.87%
2022/10/18	1750 MHz	19.30	36.80	20.40	36.72	5.70%	-0.22%
2022/10/20	1900 MHz	20.70	39.70	20.40	38.36	-1.45%	-3.38%
2022/10/22	1900 MHz	20.70	39.70	20.56	38.84	-0.68%	-2.17%
2022/10/17	1900 MHz	20.70	39.70	21.48	40.40	3.77%	1.76%
2022/11/8	2450 MHz	24.90	52.70	25.60	54.80	2.81%	3.98%
2022/10/23	2600 MHz	25.20	55.80	27.12	59.20	7.62%	6.09%
2022/11/9	2600 MHz	25.20	55.80	27.16	59.20	7.78%	6.09%
2022/11/6	2600 MHz	25.20	55.80	26.96	58.80	6.98%	5.38%
2022/11/8	2600 MHz	25.20	55.80	25.56	55.60	1.43%	-0.36%
2022/11/7	2600 MHz	25.20	55.80	25.96	56.80	3.02%	1.79%
2022/10/18	2600 MHz	25.20	55.80	25.92	58.00	2.86%	3.94%
2022/10/19	2600 MHz	25.20	55.80	25.40	56.40	0.79%	1.08%
2022/10/20	2600 MHz	25.20	55.80	26.08	58.40	3.49%	4.66%
2022/10/23	3500 MHz	25.30	67.50	26.30	67.30	3.95%	-0.30%
2022/10/24	3500 MHz	25.30	67.50	26.40	67.80	4.35%	0.44%
2022/10/31	5250 MHz	23.10	80.90	23.60	81.10	2.16%	0.25%
2022/10/31	5600 MHz	23.90	84.40	24.70	86.30	3.35%	2.25%
2022/10/31	5750 MHz	22.80	81.20	24.40	85.50	7.02%	5.30%

10 Measurement Procedures

10.1 Tests to be performed

In order to determine the highest value of the peak spatial-average SAR of a handset, all device positions, configurations and operational modes shall be tested for each frequency band according to steps 1 to 3 below. A flowchart of the test process is shown in picture 9.1.

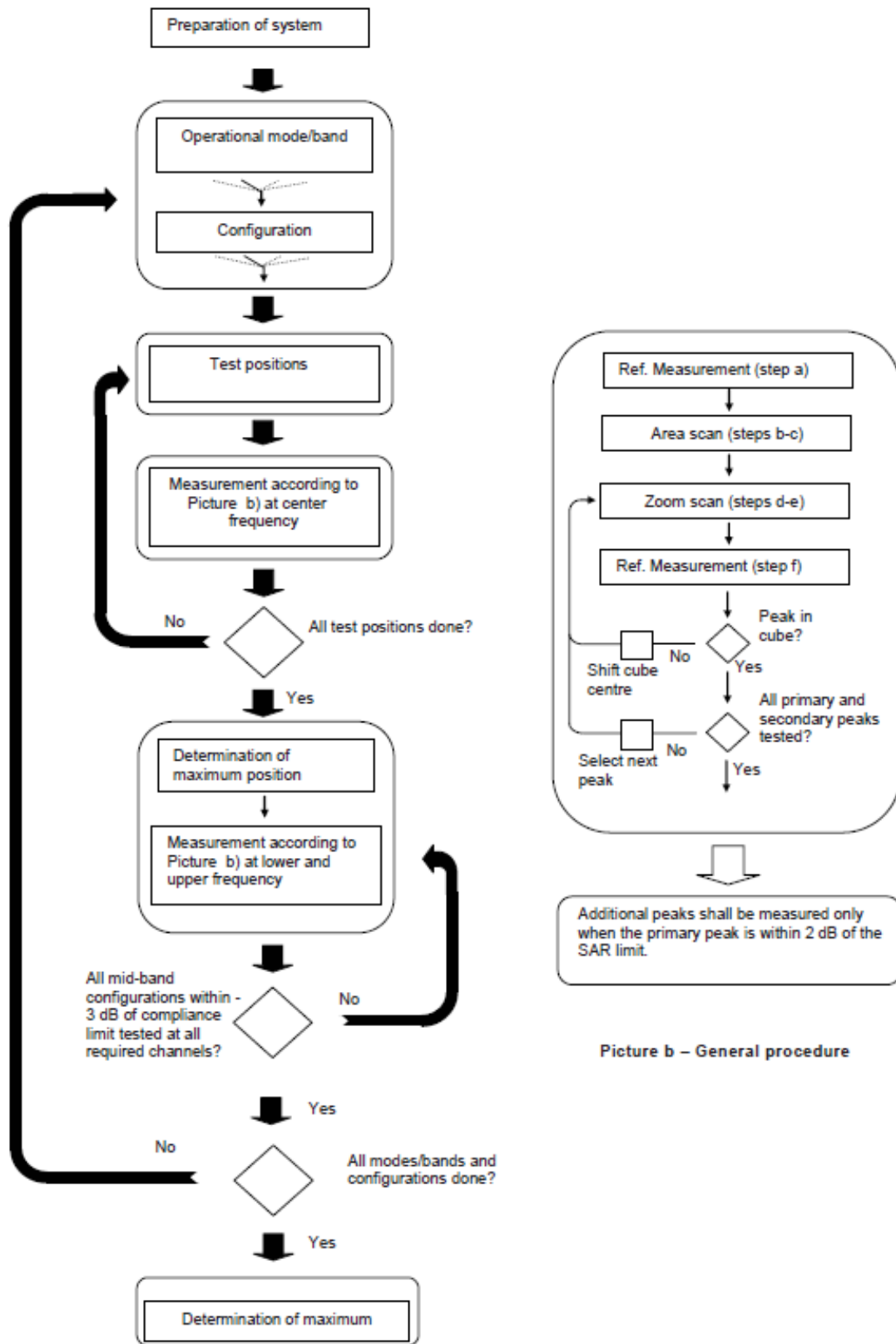
Step 1: The tests described in 9.2 shall be performed at the channel that is closest to the centre of the transmit frequency band (f_c) for:

- a) all device positions (cheek and tilt, for both left and right sides of the SAM phantom, as described in annex D),
- b) all configurations for each device position in a), e.g., antenna extended and retracted, and
- c) all operational modes, e.g., analogue and digital, for each device position in a) and configuration in b) in each frequency band.

If more than three frequencies need to be tested according to 11.1 (i.e., $N_c > 3$), then all frequencies, configurations and modes shall be tested for all of the above test conditions.

Step 2: For the condition providing highest peak spatial-average SAR determined in Step 1, perform all tests described in 9.2 at all other test frequencies, i.e., lowest and highest frequencies. In addition, for all other conditions (device position, configuration and operational mode) where the peak spatial-average SAR value determined in Step 1 is within 3 dB of the applicable SAR limit, it is recommended that all other test frequencies shall be tested as well.

Step 3: Examine all data to determine the highest value of the peak spatial-average SAR found in Steps 1 to 2.



Picture a – Tests to be performed

Picture b – General procedure

Picture 10-1 Block diagram of the tests to be performed

10.2 General Measurement Procedure

The area and zoom scan resolutions specified in the table below must be applied to the SAR measurements and fully documented in SAR reports to qualify for TCB approval. Probe boundary effect error compensation is required for measurements with the probe tip closer than half a probe tip diameter to the phantom surface. Both the probe tip diameter and sensor offset distance must satisfy measurement protocols; to ensure probe boundary effect errors are minimized and the higher fields closest to the phantom surface can be correctly measured and extrapolated to the phantom surface for computing 1-g SAR. Tolerances of the post-processing algorithms must be verified by the test laboratory for the scan resolutions used in the SAR measurements, according to the reference distribution functions specified in IEEE Std 1528-2003. The results should be documented as part of the system validation records and may be requested to support test results when all the measurement parameters in the following table are not satisfied.

		≤ 3 GHz	> 3 GHz	
Maximum distance from closest measurement point (geometric center of probe sensors) to phantom surface		5 ± 1 mm	$\frac{1}{2} \cdot \delta \cdot \ln(2) \pm 0.5$ mm	
Maximum probe angle from probe axis to phantom surface normal at the measurement location		$30^\circ \pm 1^\circ$	$20^\circ \pm 1^\circ$	
Maximum area scan spatial resolution: Δx_{Area} , Δy_{Area}		≤ 2 GHz: ≤ 15 mm 2 – 3 GHz: ≤ 12 mm	3 – 4 GHz: ≤ 12 mm 4 – 6 GHz: ≤ 10 mm	
		When the x or y dimension of the test device, in the measurement plane orientation, is smaller than the above, the measurement resolution must be \leq the corresponding x or y dimension of the test device with at least one measurement point on the test device.		
Maximum zoom scan spatial resolution: Δx_{Zoom} , Δy_{Zoom}		≤ 2 GHz: ≤ 8 mm 2 – 3 GHz: ≤ 5 mm*	3 – 4 GHz: ≤ 5 mm* 4 – 6 GHz: ≤ 4 mm*	
Maximum zoom scan spatial resolution, normal to phantom surface	uniform grid: $\Delta z_{Zoom}(n)$	≤ 5 mm	3 – 4 GHz: ≤ 4 mm 4 – 5 GHz: ≤ 3 mm 5 – 6 GHz: ≤ 2 mm	
	graded grid	$\Delta z_{Zoom}(1)$: between 1 st two points closest to phantom surface	≤ 4 mm	3 – 4 GHz: ≤ 3 mm 4 – 5 GHz: ≤ 2.5 mm 5 – 6 GHz: ≤ 2 mm
		$\Delta z_{Zoom}(n>1)$: between subsequent points	$\leq 1.5 \cdot \Delta z_{Zoom}(n-1)$	
Minimum zoom scan volume	x, y, z	≥ 30 mm	3 – 4 GHz: ≥ 28 mm 4 – 5 GHz: ≥ 25 mm 5 – 6 GHz: ≥ 22 mm	
Note: δ is the penetration depth of a plane-wave at normal incidence to the tissue medium; see draft standard IEEE P1528-2011 for details. * When zoom scan is required and the <i>reported</i> SAR from the area scan based 1-g SAR estimation procedures of KDB 447498 is ≤ 1.4 W/kg, ≤ 8 mm, ≤ 7 mm and ≤ 5 mm zoom scan resolution may be applied, respectively, for 2 GHz to 3 GHz, 3 GHz to 4 GHz and 4 GHz to 6 GHz.				

10.3 WCDMA Measurement Procedures for SAR

The following procedures are applicable to WCDMA handsets operating under 3GPP Release99, Release 5 and Release 6. The default test configuration is to measure SAR with an established radio link between the DUT and a communication test set using a 12.2kbps RMC (reference measurement channel) configured in Test Loop Mode 1. SAR is selectively confirmed for other physical channel configurations (DPCCH & DPDCH_n), HSDPA and HSPA (HSUPA/HSDPA) modes according to output power, exposure conditions and device operating capabilities. Both uplink and downlink should be configured with the same RMC or AMR, when required. SAR for Release 5 HSDPA and Release 6 HSPA are measured using the applicable FRC (fixed reference channel) and E-DCH reference channel configurations. Maximum output power is verified according to applicable versions of 3GPP TS 34.121 and SAR must be measured according to these maximum output conditions. When Maximum Power Reduction (MPR) is not implemented according to Cubic Metric (CM) requirements for Release 6 HSPA, the following procedures do not apply.

For Release 5 HSDPA Data Devices:

Sub-test	β_c	β_d	β_d (SF)	β_c / β_d	β_{hs}	CM/dB
1	2/15	15/15	64	2/15	4/15	0.0
2	12/15	15/15	64	12/15	24/25	1.0
3	15/15	8/15	64	15/8	30/15	1.5
4	15/15	4/15	64	15/4	30/15	1.5

For Release 6 HSPA Data Devices

Sub-test	β_c	β_d	β_d (SF)	β_c / β_d	β_{hs}	β_{ec}	β_{ed}	β_{ed} (SF)	β_{ed} (codes)	CM (dB)	MPR (dB)	AG Index	E-TFCI
1	11/15	15/15	64	11/15	22/15	209/225	1039/225	4	1	1.5	1.5	20	75
2	6/15	15/15	64	6/15	12/15	12/15	12/15	4	1	1.5	1.5	12	67
3	15/15	9/15	64	15/9	30/15	30/15	$\beta_{ed1}:47/15$ $\beta_{ed2}:47/15$	4	2	1.5	1.5	15	92
4	2/15	15/15	64	2/15	4/15	4/15	56/75	4	1	1.5	1.5	17	71
5	15/15	15/15	64	15/15	24/15	30/15	134/15	4	1	1.5	1.5	21	81

Rel.8 DC-HSDPA (Cat 24)

SAR test exclusion for Rel.8 DC-HSDPA must satisfy the SAR test exclusion requirements of Rel.5 HSDPA. SAR test exclusion for DC-HSDPA devices is determined by power measurements according to the H-Set 12, Fixed Reference Channel (FRC) configuration in Table C.8.1.12 of 3GPP TS 34.121-1. A primary and a secondary serving HS-DSCH Cell are required to perform the power measurement and for the results to qualify for SAR test exclusion.

10.4 SAR Measurement for LTE

SAR tests for LTE are performed with a base station simulator, Rohde & Schwarz CMW500. Closed loop power control was used so the UE transmits with maximum output power during SAR testing. All powers were measured with the CMW 500.

It is performed for conducted power and SAR based on the KDB941225 D05.

SAR is evaluated separately according to the following procedures for the different test positions in each exposure condition – head, body, body-worn accessories and other use conditions. The procedures in the following subsections are applied separately to test each LTE frequency band.

1) QPSK with 1 RB allocation

Start with the largest channel bandwidth and measure SAR for QPSK with 1 RB allocation, using the RB offset and required test channel combination with the highest maximum output power among RB offsets at the upper edge, middle and lower edge of each required test channel. When the reported SAR is ≤ 0.8 W/kg, testing of the remaining RB offset configurations and required test channels is not required for 1 RB allocation; otherwise, SAR is required for the remaining required test channels and only for the RB offset configuration with the highest output power for that channel. When the reported SAR of a required test channel is > 1.45 W/kg, SAR is required for all three RB offset configurations for that required test channel.

2) QPSK with 50% RB allocation

The procedures required for 1 RB allocation in 1) are applied to measure the SAR for QPSK with 50% RB allocation.

3) QPSK with 100% RB allocation

For QPSK with 100% RB allocation, SAR is not required when the highest maximum output power for 100 % RB allocation is less than the highest maximum output power in 50% and 1 RB allocations and the highest reported SAR for 1 RB and 50% RB allocation in 1) and 2) are ≤ 0.8 W/kg. Otherwise, SAR is measured for the highest output power channel; and if the reported SAR is > 1.45 W/kg, the remaining required test channels must also be tested.

TDD test:

TDD testing is performed using guidance from FCC KDB 941225 D05 and the SAR test guidance provided in April 2013 TCB works hop notes. TDD is tested at the highest duty factor using UL-DL configuration 0 with special subframe configuration 6 and applying the FDD LTE procedures in KDB 941225 D05. SAR testing is performed using the extended cyclic prefix listed in 3GPP TS 36.211.

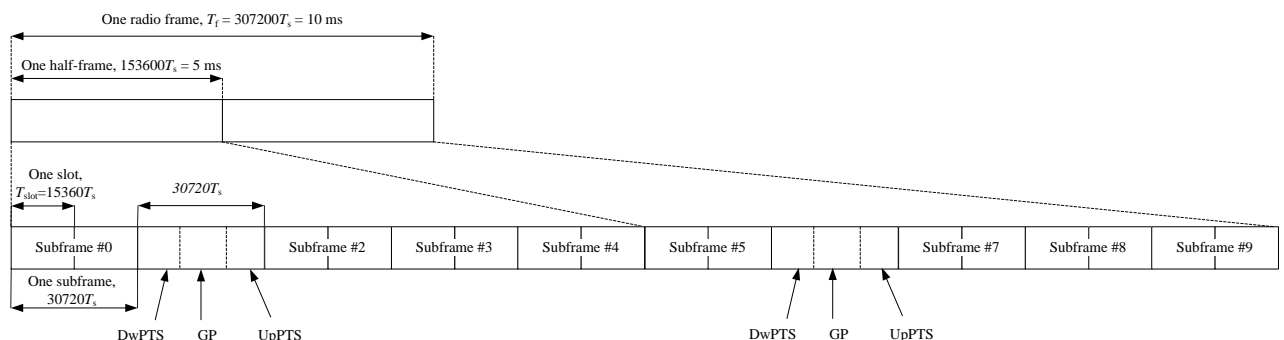


Figure 9.2: Frame structure type 2 (for 5 ms switch-point periodicity)

Table 9.1: Configuration of special subframe (lengths of DwPTS/GP/UpPTS)

Special subframe configuration	Normal cyclic prefix in downlink			Extended cyclic prefix in downlink		
	DwPTS	UpPTS		DwPTS	UpPTS	
		Normal cyclic prefix in uplink	Extended cyclic prefix in uplink		Normal cyclic prefix in uplink	Extended cyclic prefix in uplink
0	$6592 \cdot T_s$	$2192 \cdot T_s$	$2560 \cdot T_s$	$7680 \cdot T_s$	$2192 \cdot T_s$	$2560 \cdot T_s$
1	$19760 \cdot T_s$			$20480 \cdot T_s$		
2	$21952 \cdot T_s$			$23040 \cdot T_s$		
3	$24144 \cdot T_s$			$25600 \cdot T_s$		
4	$26336 \cdot T_s$			$7680 \cdot T_s$		
5	$6592 \cdot T_s$	$4384 \cdot T_s$	$5120 \cdot T_s$	$20480 \cdot T_s$	$4384 \cdot T_s$	$5120 \cdot T_s$
6	$19760 \cdot T_s$			$23040 \cdot T_s$		
7	$21952 \cdot T_s$			$12800 \cdot T_s$		
8	$24144 \cdot T_s$			-		
9	$13168 \cdot T_s$			-		

Table 9.2: Uplink-downlink configurations

Uplink-downlink configuration	Downlink-to-Uplink Switch-point periodicity	Subframe number									
		0	1	2	3	4	5	6	7	8	9
0	5 ms	D	S	U	U	U	D	S	U	U	U
1	5 ms	D	S	U	U	D	D	S	U	U	D
2	5 ms	D	S	U	D	D	D	S	U	D	D
3	10 ms	D	S	U	U	U	D	D	D	D	D
4	10 ms	D	S	U	U	D	D	D	D	D	D
5	10 ms	D	S	U	D	D	D	D	D	D	D
6	5 ms	D	S	U	U	U	D	S	U	U	D

Duty factor is calculated by:

Duty factor = uplink frame*6+UpPTS*2/one frame length

$$= (30720 \cdot T_s * 6 + 5120 \cdot T_s * 2) / 307200 \cdot T_s$$

$$= 0.633$$

10.5 Bluetooth & Wi-Fi Measurement Procedures for SAR

Normal network operating configurations are not suitable for measuring the SAR of 802.11 transmitters in general. Unpredictable fluctuations in network traffic and antenna diversity conditions can introduce undesirable variations in SAR results. The SAR for these devices should be measured using chipset based test mode software to ensure that the results are consistent and reliable.

Chipset based test mode software is hardware dependent and generally varies among manufacturers. The device operating parameters established in a test mode for SAR measurements must be identical to those programmed in production units, including output power levels, amplifier gain settings and other RF performance tuning parameters. The test frequencies should correspond to actual channel frequencies defined for domestic use. SAR for devices with switched diversity should be measured with only one antenna transmitting at a time during each SAR measurement, according to a fixed modulation and data rate. The same data pattern should be used for all measurements.

10.6 NR Measurement Procedures for SAR

Due to test setup limitations, SAR testing for NR was performed using Factory Test Mode software to establish the connection and perform SAR with 100% transmission.

10.76 Power Drift

To control the output power stability during the SAR test, DASY5 system calculates the power drift by measuring the E-field at the same location at the beginning and at the end of the measurement for each test position. These drift values can be found in section 14 labeled as: (Power Drift [dB]). This ensures that the power drift during one measurement is within 5%.

11 Area Scan Based 1-g SAR

11.1 Requirement of KDB

According to the KDB447498 D01, when the implementation is based the specific polynomial fit algorithm as presented at the 29th Bioelectromagnetics Society meeting (2007) and the estimated 1-gSAR is ≤ 1.2 W/kg, a zoom scan measurement is not required provided it is also not needed for any other purpose; for example, if the peak SAR location required for simultaneous transmission SAR test exclusion can be determined accurately by the SAR system or manually to discriminate between distinctive peaks and scattered noisy SAR distributions from area scans.

There must not be any warning or alert messages due to various measurement concerns identified by the SAR system; for example, noise in measurements, peaks too close to scan boundary, peaks are too sharp, spatial resolution and uncertainty issues etc. The SAR system verification must also demonstrate that the area scan estimated 1-g SAR is within 3% of the zoom scan 1-g SAR. When all the SAR results for each exposure condition in a frequency band and wireless mode are based on estimated 1-g SAR, the 1-g SAR for the highest SAR configuration must be determined by a zoom scan.

11.2 Fast SAR Algorithms

The approach is based on the area scan measurement applying a frequency dependent attenuation parameter. This attenuation parameter was empirically determined by analyzing a large number of phones. The MOTOROLA FAST SAR was developed and validated by the MOTOROLA Research Group in Ft. Lauderdale.

In the initial study, an approximation algorithm based on Linear fit was developed. The accuracy of the algorithm has been demonstrated across a broad frequency range (136-2450 MHz) and for both 1- and 10-g averaged SAR using a sample of 264 SAR measurements from 55 wireless handsets. For the sample size studied, the root-mean-squared errors of the algorithm are 1.2% and 5.8% for 1- and 10-g averaged SAR, respectively. The paper describing the algorithm in detail is expected to be published in August 2004 within the Special Issue of Transactions on MTT.

In the second step, the same research group optimized the fitting algorithm to an Polynomial fit whereby the frequency validity was extended to cover the range 30-6000MHz. Details of this study can be found in the BEMS 2007 Proceedings.

Both algorithms are implemented in DASY software.

12 Conducted Output Power

All conducted power measurements for 2G/3G/4G WWAN technologies and bands in this section were performed by setting Reserve_power_margin (Qualcomm® Smart Transmit EFS entry) to 0dB, so that the EUT transmits continuously at minimum (Plimit, maximum tune up output power Pmax).The details of test scenarios categorization in the table below

Head receiver on	Body worn receiver off	Hostpot	Full Power
Plimit			Pmax
DSI 8	DSI 3	DSI 13	

12.1 GSM Measurement result

GSM850(ANT1 DSI 3/8/13)

GSM 850 Speech (GMSK)	Measured timeslot-averaged output power (dBm)			Tune up	calculation	Source-based time-averaged output power (dBm)		
	251	190	128			251	190	128
1 Txslot	32.91	33.14	33.01	33.70	/	/	/	/
GSM 850 GPRS (GMSK)	Measured timeslot-averaged output power (dBm)			Tune up	calculation	Source-based time-averaged output power (dBm)		
	251	190	128			251	190	128
1 Txslot	32.89	33.39	32.88	33.70	-9.03	23.86	24.36	23.85
2 Txslots	29.66	29.66	29.71	30.70	-6.02	23.64	23.64	23.69
3Txslots	27.73	27.70	28.11	28.90	-4.26	23.47	23.44	23.85
4 Txslots	26.12	26.00	26.78	27.50	-3.01	23.11	22.99	23.77
GSM 850 EGPRS (GMSK)	Measured timeslot-averaged output power (dBm)			Tune up	calculation	Source-based time-averaged output power (dBm)		
	251	190	128			251	190	128
1 Txslot	32.86	33.40	32.87	33.70	-9.03	23.83	24.37	23.84
2 Txslots	29.62	29.63	29.65	30.70	-6.02	23.60	23.61	23.63
3Txslots	27.68	27.66	28.07	28.90	-4.26	23.42	23.40	23.81
4 Txslots	26.05	25.95	26.71	27.50	-3.01	23.04	22.94	23.70
GSM 850 EGPRS (8PSK)	Measured timeslot-averaged output power (dBm)			Tune up	calculation	Source-based time-averaged output power (dBm)		
	251	190	128			251	190	128
1 Txslot	27.17	27.27	27.46	28.20	-9.03	18.14	18.24	18.43
2 Txslots	24.43	24.44	24.35	25.70	-6.02	18.41	18.42	18.33
3Txslots	22.50	23.07	22.62	23.60	-4.26	18.24	18.81	18.36
4 Txslots	21.64	21.25	20.75	22.40	-3.01	18.63	18.24	17.74

GSM1900(ANT0 DSI 8/3)

GSM 1900 Speech (GMSK)	Measured timeslot-averaged output power (dBm)			Tune up	calculation	Source-based time-averaged output power (dBm)		
	810	661	512			810	661	512
1 Txslot	30.09	29.86	30.13	30.70	/	/	/	/
GSM 1900 GPRS (GMSK)	Measured timeslot-averaged output power (dBm)			Tune up	calculation	Source-based time-averaged output power (dBm)		
	810	661	512			810	661	512
1 Txslot	29.98	29.70	30.00	30.70	-9.03	20.95	20.67	20.97
2 Txslots	26.38	26.44	26.42	27.50	-6.02	20.36	20.42	20.40
3Txslots	25.24	25.21	25.27	25.70	-4.26	20.98	20.95	21.01
4 Txslots	23.50	23.56	23.62	24.40	-3.01	20.49	20.55	20.61
GSM 1900 EGPRS (GMSK)	Measured timeslot-averaged output power (dBm)			Tune up	calculation	Source-based time-averaged output power (dBm)		
	810	661	512			810	661	512
1 Txslot	30.15	29.88	30.15	30.70	-9.03	21.12	20.85	21.12
2 Txslots	26.64	26.68	26.63	27.50	-6.02	20.62	20.66	20.61
3Txslots	25.40	25.46	25.48	25.70	-4.26	21.14	21.20	21.22
4 Txslots	23.77	23.81	23.85	24.40	-3.01	20.76	20.80	20.84
GSM 1900 EGPRS (8PSK)	Measured timeslot-averaged output power (dBm)			Tune up	calculation	Source-based time-averaged output power (dBm)		
	810	661	512			810	661	512
1 Txslot	26.68	26.30	26.24	27.00	-9.03	17.65	17.27	17.21
2 Txslots	23.52	23.65	23.48	24.70	-6.02	17.50	17.63	17.46
3Txslots	21.81	21.86	21.78	22.70	-4.26	17.55	17.60	17.52
4 Txslots	20.58	20.91	20.65	21.40	-3.01	17.57	17.90	17.64

GSM1900(ANT0 DSI 13)

GSM 1900 Speech (GMSK)	Measured timeslot-averaged output power (dBm)			Tune up	calculation	Source-based time-averaged output power (dBm)		
	810	661	512			810	661	512
1 Txslot	28.24	28.60	28.39	28.70	/	/	/	/
GSM 1900 GPRS (GMSK)	Measured timeslot-averaged output power (dBm)			Tune up	calculation	Source-based time-averaged output power (dBm)		
	810	661	512			810	661	512
1 Txslot	27.54	27.65	27.41	28.70	-9.03	18.51	18.62	18.38
2 Txslots	23.96	24.06	24.09	25.50	-6.02	17.94	18.04	18.07
3Txslots	22.63	22.64	22.60	23.70	-4.26	18.37	18.38	18.34
4 Txslots	20.98	21.07	20.95	22.40	-3.01	17.97	18.06	17.94
GSM 1900 EGPRS (GMSK)	Measured timeslot-averaged output power (dBm)			Tune up	calculation	Source-based time-averaged output power (dBm)		
	810	661	512			810	661	512
1 Txslot	27.68	27.83	27.61	28.70	-9.03	18.65	18.80	18.58
2 Txslots	24.20	24.35	24.33	25.50	-6.02	18.18	18.33	18.31
3Txslots	22.87	22.88	22.80	23.70	-4.26	18.61	18.62	18.54
4 Txslots	21.24	21.34	21.20	22.40	-3.01	18.23	18.33	18.19
GSM 1900 EGPRS (8PSK)	Measured timeslot-averaged output power (dBm)			Tune up	calculation	Source-based time-averaged output power (dBm)		
	810	661	512			810	661	512
1 Txslot	25.60	25.84	25.90	27.00	-9.03	16.57	16.81	16.87
2 Txslots	23.18	23.25	23.42	24.70	-6.02	17.16	17.23	17.40
3Txslots	21.26	21.42	21.29	22.70	-4.26	17.00	17.16	17.03
4 Txslots	20.21	20.59	20.51	21.40	-3.01	17.20	17.58	17.50

GSM1900(ANT2 DSI 8)

GSM 1900 Speech (GMSK)	Measured timeslot-averaged output power (dBm)			Tune up	calculation	Source-based time-averaged output power (dBm)		
	810	661	512			810	661	512
1 Txslot	26.88	26.96	26.61	27.20	/	/	/	/
GSM 1900 GPRS (GMSK)	Measured timeslot-averaged output power (dBm)			Tune up	calculation	Source-based time-averaged output power (dBm)		
	810	661	512			810	661	512
1 Txslot	26.95	26.80	26.58	27.20	-9.03	17.92	17.77	17.55
2 Txslots	23.11	23.35	23.41	23.90	-6.02	17.09	17.33	17.39
3Txslots	21.81	21.07	21.62	21.90	-4.26	17.55	16.81	17.36
4 Txslots	20.06	19.40	20.39	21.20	-3.01	17.05	16.39	17.38
GSM 1900 EGPRS (GMSK)	Measured timeslot-averaged output power (dBm)			Tune up	calculation	Source-based time-averaged output power (dBm)		
	810	661	512			810	661	512
1 Txslot	26.87	26.89	26.88	27.20	-9.03	17.84	17.86	17.85
2 Txslots	23.18	23.29	23.49	23.90	-6.02	17.16	17.27	17.47
3Txslots	21.89	21.28	21.71	21.90	-4.26	17.63	17.02	17.45
4 Txslots	20.15	19.62	20.42	21.20	-3.01	17.14	16.61	17.41
GSM 1900 EGPRS (8PSK)	Measured timeslot-averaged output power (dBm)			Tune up	calculation	Source-based time-averaged output power (dBm)		
	810	661	512			810	661	512
1 Txslot	26.22	26.30	26.36	26.70	-9.03	17.19	17.27	17.33
2 Txslots	23.03	23.16	23.33	23.90	-6.02	17.01	17.14	17.31
3Txslots	21.37	20.05	20.21	22.00	-4.26	17.11	15.79	15.95
4 Txslots	21.56	20.34	20.35	21.20	-3.01	18.55	17.33	17.34

GSM1900(ANT2 DSI 3)

GSM 1900 Speech (GMSK)	Measured timeslot-averaged output power (dBm)			Tune up	calculation	Source-based time-averaged output power (dBm)		
	810	661	512			810	661	512
1 Txslot	29.55	29.29	29.62	30.20	/	/	/	/
GSM 1900 GPRS (GMSK)	Measured timeslot-averaged output power (dBm)			Tune up	calculation	Source-based time-averaged output power (dBm)		
	810	661	512			810	661	512
1 Txslot	29.31	29.59	29.96	30.20	-9.03	20.28	20.56	20.93
2 Txslots	25.84	26.01	26.04	26.90	-6.02	19.82	19.99	20.02
3Txslots	24.04	24.30	24.52	24.90	-4.26	19.78	20.04	20.26
4 Txslots	22.41	23.14	22.67	24.20	-3.01	19.40	20.13	19.66
GSM 1900 EGPRS (GMSK)	Measured timeslot-averaged output power (dBm)			Tune up	calculation	Source-based time-averaged output power (dBm)		
	810	661	512			810	661	512
1 Txslot	29.52	29.65	30.01	30.20	-9.03	20.49	20.62	20.98
2 Txslots	25.96	26.08	26.10	26.90	-6.02	19.94	20.06	20.08
3Txslots	24.15	24.36	24.60	24.90	-4.26	19.89	20.10	20.34
4 Txslots	22.46	23.23	22.74	24.20	-3.01	19.45	20.22	19.73
GSM 1900 EGPRS (8PSK)	Measured timeslot-averaged output power (dBm)			Tune up	calculation	Source-based time-averaged output power (dBm)		
	810	661	512			810	661	512
1 Txslot	26.14	26.21	26.31	26.70	-9.03	17.11	17.18	17.28
2 Txslots	22.93	23.11	23.26	23.90	-6.02	16.91	17.09	17.24
3Txslots	20.01	20.06	20.25	22.00	-4.26	15.75	15.80	15.99
4 Txslots	19.99	20.24	20.40	21.20	-3.01	16.98	17.23	17.39

GSM1900(ANT2 DSI 13)

GSM 1900 Speech (GMSK)	Measured timeslot-averaged output power (dBm)			Tune up	calculation	Source-based time-averaged output power (dBm)		
	810	661	512			810	661	512
1 Txslot	24.77	24.46	24.58	25.20	/	/	/	/
GSM 1900 GPRS (GMSK)	Measured timeslot-averaged output power (dBm)			Tune up	calculation	Source-based time-averaged output power (dBm)		
	810	661	512			810	661	512
1 Txslot	24.14	24.29	23.86	25.20	-9.03	15.11	15.26	14.83
2 Txslots	20.55	20.87	20.94	21.90	-6.02	14.53	14.85	14.92
3Txslots	19.50	19.82	19.73	19.90	-4.26	15.24	15.56	15.47
4 Txslots	17.92	18.13	18.14	19.20	-3.01	14.91	15.12	15.13
GSM 1900 EGPRS (GMSK)	Measured timeslot-averaged output power (dBm)			Tune up	calculation	Source-based time-averaged output power (dBm)		
	810	661	512			810	661	512
1 Txslot	24.13	24.33	23.91	25.20	-9.03	15.10	15.30	14.88
2 Txslots	20.62	20.90	21.00	21.90	-6.02	14.60	14.88	14.98
3Txslots	19.55	19.86	19.79	19.90	-4.26	15.29	15.60	15.53
4 Txslots	17.96	18.17	18.19	19.20	-3.01	14.95	15.16	15.18
GSM 1900 EGPRS (8PSK)	Measured timeslot-averaged output power (dBm)			Tune up	calculation	Source-based time-averaged output power (dBm)		
	810	661	512			810	661	512
1 Txslot	24.28	24.45	24.62	24.70	-9.03	15.25	15.42	15.59
2 Txslots	20.78	20.95	20.62	21.90	-6.02	14.76	14.93	14.60
3Txslots	19.31	19.90	19.63	20.00	-4.26	15.05	15.64	15.37
4 Txslots	17.59	18.07	17.31	19.20	-3.01	14.58	15.06	14.30

12.2 WCDMA Measurement result

WCDMA1900(ANT0 DSI 8)

Item	band	FDDII result			
	ARFCN	9538 (1907.6MHz)	9400 (1880MHz)	9262 (1852.4MHz)	Tune up
WCDMA	\	22.83	23.10	23.21	24.00
HSUPA	1	22.32	22.39	22.38	23.10
	2	20.35	20.41	20.40	21.10
	3	21.36	21.38	21.39	22.10
	4	20.39	20.35	20.37	21.10
	5	22.35	22.36	22.36	23.10
DC-HSDPA	1	22.66	22.58	22.57	23.30
	2	22.64	22.60	22.56	23.30
	3	21.29	21.31	21.30	22.80
	4	21.3	21.32	21.30	22.80

WCDMA1900(ANT0 DSI 3)

Item	band	FDDII result			
	ARFCN	9538 (1907.6MHz)	9400 (1880MHz)	9262 (1852.4MHz)	Tune up
WCDMA	\	21.41	21.59	21.66	22.50
HSUPA	1	20.82	20.89	20.88	21.60
	2	18.85	18.91	18.90	19.60
	3	19.86	19.88	19.89	20.60
	4	18.89	18.85	18.87	19.60
	5	20.85	20.86	20.86	21.60
DC-HSDPA	1	21.16	21.08	21.07	21.80
	2	21.14	21.10	21.06	21.80
	3	19.79	19.81	19.80	21.30
	4	19.8	19.82	19.80	21.30

WCDMA1900(ANT0 DSI 13)

Item	band	FDDII result			
	ARFCN	9538 (1907.6MHz)	9400 (1880MHz)	9262 (1852.4MHz)	Tune up
WCDMA	\	19.45	19.69	19.70	20.50
HSUPA	1	18.03	18.09	18.07	19.60
	2	16.04	16.11	16.09	17.60
	3	17.06	17.09	17.10	18.60
	4	16.08	16.05	16.06	17.60
	5	18.04	18.06	18.07	19.60
DC-HSDPA	1	18.37	18.28	18.28	19.80
	2	18.35	18.31	18.26	19.80
	3	17.8	17.81	17.81	19.30
	4	17.79	17.83	17.79	19.30

WCDMA1900(ANT2 DSI 8)

Item	band	FDDII result			
	ARFCN	9538 (1907.6MHz)	9400 (1880MHz)	9262 (1852.4MHz)	Tune up
WCDMA	\	16.52	16.65	16.70	17.50
HSUPA	1	15.44	15.32	15.34	16.60
	2	13.34	13.33	13.36	14.60
	3	14.37	14.28	14.33	15.60
	4	13.44	13.25	13.37	14.60
	5	15.31	15.34	15.33	16.60
DC-HSDPA	1	15.37	15.42	15.32	16.80
	2	15.36	15.39	15.34	16.80
	3	14.8	14.82	14.73	16.30
	4	14.76	14.79	14.85	16.30

WCDMA1900(ANT2 DSI 3)

Item	band	FDDII result			
	ARFCN	9538 (1907.6MHz)	9400 (1880MHz)	9262 (1852.4MHz)	Tune up
WCDMA	\	21.50	21.61	21.77	22.50
HSUPA	1	20.49	20.33	20.36	21.60
	2	17.68	17.66	17.70	19.60
	3	19.06	18.94	19.00	20.60
	4	17.81	17.66	17.72	19.60
	5	20.32	20.36	20.35	21.60
DC-HSDPA	1	20.48	20.54	20.41	21.80
	2	20.46	20.50	20.44	21.80
	3	19.71	19.74	19.62	21.30
	4	19.66	19.70	19.78	21.30

WCDMA1900(ANT2 DSI 13)

Item	band	FDDII result			
	ARFCN	9538 (1907.6MHz)	9400 (1880MHz)	9262 (1852.4MHz)	Tune up
WCDMA	\	16.10	16.25	16.20	17.00
HSUPA	1	14.94	14.82	14.84	16.10
	2	12.91	12.90	12.93	14.10
	3	13.9	13.82	13.86	15.10
	4	13	12.82	12.94	14.10
	5	14.81	14.84	14.83	16.10
DC-HSDPA	1	14.86	14.91	14.81	16.30
	2	14.85	14.88	14.83	16.30
	3	14.31	14.33	14.24	15.80
	4	14.27	14.30	14.36	15.80

WCDMA1700(ANT0 DSI 8)

Item	band	FDDIV result			
	ARFCN	1513 (1752.6MHz)	1412 (1732.4MHz)	1312 (1712.4MHz)	Tune up
WCDMA	\	23.22	23.56	23.44	24.20
HSUPA	1	22.11	22.19	22.11	23.20
	2	20.12	20.15	20.13	21.10
	3	21.16	21.20	21.18	22.30
	4	20.18	20.19	20.17	21.30
	5	22.1	22.17	22.13	23.20
DC-HSDPA	1	22.17	22.41	22.39	23.30
	2	22.15	22.40	22.41	23.30
	3	20.88	21.07	20.99	22.80
	4	20.9	21.03	21.03	22.80

WCDMA1700(ANT0 DSI 3)

Item	band	FDDIV result			
	ARFCN	1513 (1752.6MHz)	1412 (1732.4MHz)	1312 (1712.4MHz)	Tune up
WCDMA	\	21.69	22.03	21.96	22.70
HSUPA	1	20.61	20.69	20.61	21.70
	2	18.62	18.65	18.63	19.70
	3	19.66	19.70	19.68	20.80
	4	18.68	18.69	18.67	19.80
	5	20.6	20.67	20.63	21.70
DC-HSDPA	1	20.67	20.91	20.89	21.80
	2	20.65	20.90	20.91	21.80
	3	19.38	19.57	19.49	21.30
	4	19.4	19.53	19.53	21.30

WCDMA1700(ANT0 DSI 13)

Item	band	FDDIV result			
	ARFCN	1513 (1752.6MHz)	1412 (1732.4MHz)	1312 (1712.4MHz)	Tune up
WCDMA	\	19.68	19.99	19.89	20.70
HSUPA	1	18.61	18.68	18.61	19.70
	2	16.64	16.66	16.65	17.70
	3	17.66	17.70	17.66	18.80
	4	16.7	16.70	16.69	17.80
	5	18.59	18.69	18.65	19.70
DC-HSDPA	1	18.67	18.91	18.88	19.80
	2	18.66	18.91	18.92	19.80
	3	17.4	17.59	17.47	19.30
	4	17.39	17.53	17.55	19.30

WCDMA1700(ANT2 DSI 8)

Item	band	FDDIV result			
	ARFCN	1513 (1752.6MHz)	1412 (1732.4MHz)	1312 (1712.4MHz)	Tune up
WCDMA	\	17.50	17.60	17.25	18.00
HSUPA	1	16.45	16.43	16.19	17.20
	2	14.4	14.40	14.30	15.20
	3	15.35	15.31	15.18	16.30
	4	14.35	14.40	14.20	15.30
	5	16.36	16.40	16.31	17.20
DC-HSDPA	1	16.3	16.39	16.17	17.30
	2	16.25	16.36	16.20	17.30
	3	15.8	15.84	15.65	16.80
	4	15.76	15.85	15.81	16.80

WCDMA1700(ANT2 DSI 3)

Item	band	FDDIV result			Tune up
	ARFCN	1513 (1752.6MHz)	1412 (1732.4MHz)	1312 (1712.4MHz)	
WCDMA	\	21.45	21.62	21.22	22.00
HSUPA	1	20.36	20.34	20.04	21.20
	2	17.81	17.81	17.68	19.20
	3	18.99	18.94	18.78	20.30
	4	17.74	17.81	17.56	19.30
	5	20.25	20.30	20.19	21.20
DC-HSDPA	1	20.3	20.42	20.14	21.30
	2	20.24	20.38	20.18	21.30
	3	19.68	19.73	19.49	20.80
	4	19.63	19.74	19.69	20.80

WCDMA1700(ANT2 DSI 13)

Item	band	FDDIV result			Tune up
	ARFCN	1513 (1752.6MHz)	1412 (1732.4MHz)	1312 (1712.4MHz)	
WCDMA	\	16.48	16.65	16.24	17.00
HSUPA	1	15.46	15.45	15.22	16.20
	2	13.54	13.54	13.45	14.20
	3	14.43	14.39	14.27	15.30
	4	13.49	13.54	13.35	14.30
	5	15.38	15.42	15.33	16.20
DC-HSDPA	1	15.26	15.35	15.14	16.30
	2	15.21	15.32	15.17	16.30
	3	14.79	14.83	14.65	15.80
	4	14.76	14.84	14.80	15.80

WCDMA850(ANT1 DSI 1/3/13)

Item	band	FDDV result			
	ARFCN	4233 (846.6MHz)	4183 (836.6MHz)	4132 (826.4MHz)	Tune up
WCDMA	\	24.40	24.47	24.37	25.30
HSUPA	1	23.25	23.38	23.35	24.50
	2	21.25	21.35	21.31	22.50
	3	22.27	22.36	22.36	23.50
	4	21.3	21.37	21.30	22.50
	5	23.28	23.36	23.34	24.50
DC-HSDPA	1	23.63	23.67	23.68	24.70
	2	23.62	23.66	23.64	24.70
	3	22.38	22.40	22.38	24.10
	4	22.4	22.39	22.37	24.20

12.3 LTE Measurement result

Maximum Target Power for Production Unit

Antenna							Main antenna ANT0		
LTE Band							LTE B2		
EUT State							DSI 3		
Modulation							TUNE-UP		
	1.4 MHz	3 MHz	5 MHz	10 MHz	15 MHz	20 MHz	Min (dBm)	Max (dBm)	MPR (dB)
QPSK	1	1	1	1	1	1	20.5	23.0	0
QPSK	≤ 5	≤ 4	≤ 8	≤ 12	≤ 16	≤ 18	20.5	23.0	0
QPSK	> 5	> 4	> 8	> 12	> 16	> 18	20.5	23.0	1
16 QAM	1	1	1	1	1	1	20.5	23.0	1
16 QAM	≤ 5	≤ 4	≤ 8	≤ 12	≤ 16	≤ 18	20.5	23.0	1
16 QAM	> 5	> 4	> 8	> 12	> 16	> 18	19.8	22.3	2
64 QAM	1	1	1	1	1	1	19.8	22.3	2
64 QAM	≤ 8	≤ 12	≤ 8	≤ 12	≤ 16	≤ 18	19.8	22.3	2
64 QAM	> 8	> 12	> 8	> 12	> 16	> 18	18.8	21.3	3
Antenna							Main antenna ANT0		
LTE Band							LTE B2		
EUT State							DSI 8		
Modulation							TUNE-UP		
	1.4 MHz	3 MHz	5 MHz	10 MHz	15 MHz	20 MHz	Min (dBm)	Max (dBm)	MPR (dB)
QPSK	1	1	1	1	1	1	21.8	24.3	0
QPSK	≤ 5	≤ 4	≤ 8	≤ 12	≤ 16	≤ 18	21.8	24.3	0
QPSK	> 5	> 4	> 8	> 12	> 16	> 18	20.8	23.3	1
16 QAM	1	1	1	1	1	1	20.8	23.3	1
16 QAM	≤ 5	≤ 4	≤ 8	≤ 12	≤ 16	≤ 18	20.8	23.3	1
16 QAM	> 5	> 4	> 8	> 12	> 16	> 18	19.8	22.3	2
64 QAM	1	1	1	1	1	1	19.8	22.3	2
64 QAM	≤ 8	≤ 12	≤ 8	≤ 12	≤ 16	≤ 18	19.8	22.3	2
64 QAM	> 8	> 12	> 8	> 12	> 16	> 18	18.8	21.3	3
Antenna							Main antenna ANT0		
LTE Band							LTE B2		
EUT State							DSI 13		
Modulation							TUNE-UP		
	1.4 MHz	3 MHz	5 MHz	10 MHz	15 MHz	20 MHz	Min (dBm)	Max (dBm)	MPR (dB)
QPSK	1	1	1	1	1	1	18.5	21.0	0
QPSK	≤ 5	≤ 4	≤ 8	≤ 12	≤ 16	≤ 18	18.5	21.0	0
QPSK	> 5	> 4	> 8	> 12	> 16	> 18	18.5	21.0	1
16 QAM	1	1	1	1	1	1	18.5	21.0	1
16 QAM	≤ 5	≤ 4	≤ 8	≤ 12	≤ 16	≤ 18	18.5	21.0	1
16 QAM	> 5	> 4	> 8	> 12	> 16	> 18	18.5	21.0	2
64 QAM	1	1	1	1	1	1	18.5	21.0	2
64 QAM	≤ 8	≤ 12	≤ 8	≤ 12	≤ 16	≤ 18	18.5	21.0	2
64 QAM	> 8	> 12	> 8	> 12	> 16	> 18	18.5	21.0	3

Antenna							Div antenna ANT2		
LTE Band							LTE B2		
EUT State							DSI3		
Modulation							TUNE-UP		
	1.4 MHz	3 MHz	5 MHz	10 MHz	15 MHz	20 MHz	Min (dBm)	Max (dBm)	MPR (dB)
QPSK	1	1	1	1	1	1	20.0	22.5	0
QPSK	≤ 5	≤ 4	≤ 8	≤ 12	≤ 16	≤ 18	20.0	22.5	0
QPSK	> 5	> 4	> 8	> 12	> 16	> 18	20.0	22.5	1
16 QAM	1	1	1	1	1	1	20.0	22.5	1
16 QAM	≤ 5	≤ 4	≤ 8	≤ 12	≤ 16	≤ 18	20.0	22.5	1
16 QAM	> 5	> 4	> 8	> 12	> 16	> 18	19.3	21.8	2
64 QAM	1	1	1	1	1	1	19.3	21.8	2
64 QAM	≤ 8	≤ 12	≤ 8	≤ 12	≤ 16	≤ 18	19.3	21.8	2
64 QAM	> 8	> 12	> 8	> 12	> 16	> 18	18.3	20.8	3

Antenna							Div antenna ANT2		
LTE Band							LTE B2		
EUT State							DSI8		
Modulation							TUNE-UP		
	1.4 MHz	3 MHz	5 MHz	10 MHz	15 MHz	20 MHz	Min (dBm)	Max (dBm)	MPR (dB)
QPSK	1	1	1	1	1	1	15.5	18.0	0
QPSK	≤ 5	≤ 4	≤ 8	≤ 12	≤ 16	≤ 18	15.5	18.0	0
QPSK	> 5	> 4	> 8	> 12	> 16	> 18	15.5	18.0	1
16 QAM	1	1	1	1	1	1	15.5	18.0	1
16 QAM	≤ 5	≤ 4	≤ 8	≤ 12	≤ 16	≤ 18	15.5	18.0	1
16 QAM	> 5	> 4	> 8	> 12	> 16	> 18	15.5	18.0	2
64 QAM	1	1	1	1	1	1	15.5	18.0	2
64 QAM	≤ 8	≤ 12	≤ 8	≤ 12	≤ 16	≤ 18	15.5	18.0	2
64 QAM	> 8	> 12	> 8	> 12	> 16	> 18	15.5	18.0	3

Antenna							Div antenna ANT2		
LTE Band							LTE B2		
EUT State							DSI13		
Modulation							TUNE-UP		
	1.4 MHz	3 MHz	5 MHz	10 MHz	15 MHz	20 MHz	Min (dBm)	Max (dBm)	MPR (dB)
QPSK	1	1	1	1	1	1	15.0	17.5	0
QPSK	≤ 5	≤ 4	≤ 8	≤ 12	≤ 16	≤ 18	15.0	17.5	0
QPSK	> 5	> 4	> 8	> 12	> 16	> 18	15.0	17.5	1
16 QAM	1	1	1	1	1	1	15.0	17.5	1
16 QAM	≤ 5	≤ 4	≤ 8	≤ 12	≤ 16	≤ 18	15.0	17.5	1
16 QAM	> 5	> 4	> 8	> 12	> 16	> 18	15.0	17.5	2
64 QAM	1	1	1	1	1	1	15.0	17.5	2
64 QAM	≤ 8	≤ 12	≤ 8	≤ 12	≤ 16	≤ 18	15.0	17.5	2
64 QAM	> 8	> 12	> 8	> 12	> 16	> 18	15.0	17.5	3

Antenna							Main antenna ANTO		
LTE Band							LTE B4		
EUT State							DSI 3		
Modulation	TUNE-UP						Min (dBm)	Max (dBm)	MPR (dB)
	1.4 MHz	3 MHz	5 MHz	10 MHz	15 MHz	20 MHz			
QPSK	1	1	1	1	1	1	20.5	23.0	0
QPSK	≤ 5	≤ 4	≤ 8	≤ 12	≤ 16	≤ 18	20.5	23.0	0
QPSK	> 5	> 4	> 8	> 12	> 16	> 18	20.5	23.0	1
16 QAM	1	1	1	1	1	1	20.5	23.0	1
16 QAM	≤ 5	≤ 4	≤ 8	≤ 12	≤ 16	≤ 18	20.5	23.0	1
16 QAM	> 5	> 4	> 8	> 12	> 16	> 18	20.0	22.5	2
64 QAM	1	1	1	1	1	1	20.0	22.5	2
64 QAM	≤ 8	≤ 12	≤ 8	≤ 12	≤ 16	≤ 18	20.0	22.5	2
64 QAM	> 8	> 12	> 8	> 12	> 16	> 18	19.0	21.5	3

Antenna							Main antenna ANTO		
LTE Band							LTE B4		
EUT State							DSI 8		
Modulation	TUNE-UP						Min (dBm)	Max (dBm)	MPR (dB)
	1.4 MHz	3 MHz	5 MHz	10 MHz	15 MHz	20 MHz			
QPSK	1	1	1	1	1	1	22.0	24.5	0
QPSK	≤ 5	≤ 4	≤ 8	≤ 12	≤ 16	≤ 18	22.0	24.5	0
QPSK	> 5	> 4	> 8	> 12	> 16	> 18	21.0	23.5	1
16 QAM	1	1	1	1	1	1	21.0	23.5	1
16 QAM	≤ 5	≤ 4	≤ 8	≤ 12	≤ 16	≤ 18	21.0	23.5	1
16 QAM	> 5	> 4	> 8	> 12	> 16	> 18	20.0	22.5	2
64 QAM	1	1	1	1	1	1	20.0	22.5	2
64 QAM	≤ 8	≤ 12	≤ 8	≤ 12	≤ 16	≤ 18	20.0	22.5	2
64 QAM	> 8	> 12	> 8	> 12	> 16	> 18	19.0	21.5	3

Antenna							Main antenna ANTO		
LTE Band							LTE B4		
EUT State							DSI 13		
Modulation	TUNE-UP						Min (dBm)	Max (dBm)	MPR (dB)
	1.4 MHz	3 MHz	5 MHz	10 MHz	15 MHz	20 MHz			
QPSK	1	1	1	1	1	1	18.5	21.0	0
QPSK	≤ 5	≤ 4	≤ 8	≤ 12	≤ 16	≤ 18	18.5	21.0	0
QPSK	> 5	> 4	> 8	> 12	> 16	> 18	18.5	21.0	1
16 QAM	1	1	1	1	1	1	18.5	21.0	1
16 QAM	≤ 5	≤ 4	≤ 8	≤ 12	≤ 16	≤ 18	18.5	21.0	1
16 QAM	> 5	> 4	> 8	> 12	> 16	> 18	18.5	21.0	2
64 QAM	1	1	1	1	1	1	18.5	21.0	2
64 QAM	≤ 8	≤ 12	≤ 8	≤ 12	≤ 16	≤ 18	18.5	21.0	2
64 QAM	> 8	> 12	> 8	> 12	> 16	> 18	18.5	21.0	3

Antenna							Div antenna ANT2		
LTE Band							LTE B4		
EUT State							DSI 3		
Modulation	TUNE-UP						Min (dBm)	Max (dBm)	MPR (dB)
	1.4 MHz	3 MHz	5 MHz	10 MHz	15 MHz	20 MHz			
QPSK	1	1	1	1	1	1	19.5	22.0	0
QPSK	≤ 5	≤ 4	≤ 8	≤ 12	≤ 16	≤ 18	19.5	22.0	0
QPSK	> 5	> 4	> 8	> 12	> 16	> 18	19.5	22.0	1
16 QAM	1	1	1	1	1	1	19.5	22.0	1
16 QAM	≤ 5	≤ 4	≤ 8	≤ 12	≤ 16	≤ 18	19.5	22.0	1
16 QAM	> 5	> 4	> 8	> 12	> 16	> 18	19.5	22.0	2
64 QAM	1	1	1	1	1	1	19.5	22.0	2
64 QAM	≤ 8	≤ 12	≤ 8	≤ 12	≤ 16	≤ 18	19.5	22.0	2
64 QAM	> 8	> 12	> 8	> 12	> 16	> 18	18.5	21.0	3

Antenna							Div antenna ANT2		
LTE Band							LTE B4		
EUT State							DSI 8		
Modulation	TUNE-UP						Min (dBm)	Max (dBm)	MPR (dB)
	1.4 MHz	3 MHz	5 MHz	10 MHz	15 MHz	20 MHz			
QPSK	1	1	1	1	1	1	15.5	18.0	0
QPSK	≤ 5	≤ 4	≤ 8	≤ 12	≤ 16	≤ 18	15.5	18.0	0
QPSK	> 5	> 4	> 8	> 12	> 16	> 18	15.5	18.0	1
16 QAM	1	1	1	1	1	1	15.5	18.0	1
16 QAM	≤ 5	≤ 4	≤ 8	≤ 12	≤ 16	≤ 18	15.5	18.0	1
16 QAM	> 5	> 4	> 8	> 12	> 16	> 18	15.5	18.0	2
64 QAM	1	1	1	1	1	1	15.5	18.0	2
64 QAM	≤ 8	≤ 12	≤ 8	≤ 12	≤ 16	≤ 18	15.5	18.0	2
64 QAM	> 8	> 12	> 8	> 12	> 16	> 18	15.5	18.0	3

Antenna							Div antenna ANT2		
LTE Band							LTE B4		
EUT State							DSI 13		
Modulation	TUNE-UP						Min (dBm)	Max (dBm)	MPR (dB)
	1.4 MHz	3 MHz	5 MHz	10 MHz	15 MHz	20 MHz			
QPSK	1	1	1	1	1	1	14.5	17.0	0
QPSK	≤ 5	≤ 4	≤ 8	≤ 12	≤ 16	≤ 18	14.5	17.0	0
QPSK	> 5	> 4	> 8	> 12	> 16	> 18	14.5	17.0	1
16 QAM	1	1	1	1	1	1	14.5	17.0	1
16 QAM	≤ 5	≤ 4	≤ 8	≤ 12	≤ 16	≤ 18	14.5	17.0	1
16 QAM	> 5	> 4	> 8	> 12	> 16	> 18	14.5	17.0	2
64 QAM	1	1	1	1	1	1	14.5	17.0	2
64 QAM	≤ 8	≤ 12	≤ 8	≤ 12	≤ 16	≤ 18	14.5	17.0	2
64 QAM	> 8	> 12	> 8	> 12	> 16	> 18	14.5	17.0	3

Antenna					Main antenna ANT0		
LTE Band					LTE B7		
EUT State					DSI 3		
Modulation					TUNE-UP		MPR (dB)
	5 MHz	10 MHz	15 MHz	20 MHz	Min (dBm)	Max (dBm)	
QPSK	1	1	1	1	19.3	22.0	0
QPSK	≤ 8	≤ 12	≤ 16	≤ 18	19.3	22.0	0
QPSK	> 8	> 12	> 16	> 18	19.3	22.0	1
16 QAM	1	1	1	1	19.3	22.0	1
16 QAM	≤ 8	≤ 12	≤ 16	≤ 18	19.3	22.0	1
16 QAM	> 8	> 12	> 16	> 18	19.3	22.0	2
64 QAM	1	1	1	1	19.3	22.0	2
64 QAM	≤ 8	≤ 12	≤ 16	≤ 18	19.3	22.0	2
64 QAM	> 8	> 12	> 16	> 18	18.5	21.2	3

Antenna					Main antenna ANT0		
LTE Band					LTE B7		
EUT State					DSI 8		
Modulation					TUNE-UP		MPR (dB)
	5 MHz	10 MHz	15 MHz	20 MHz	Min (dBm)	Max (dBm)	
QPSK	1	1	1	1	21.5	24.2	0
QPSK	≤ 8	≤ 12	≤ 16	≤ 18	21.5	24.2	0
QPSK	> 8	> 12	> 16	> 18	20.5	23.2	1
16 QAM	1	1	1	1	20.5	23.2	1
16 QAM	≤ 8	≤ 12	≤ 16	≤ 18	20.5	23.2	1
16 QAM	> 8	> 12	> 16	> 18	19.5	22.2	2
64 QAM	1	1	1	1	19.5	22.2	2
64 QAM	≤ 8	≤ 12	≤ 16	≤ 18	19.5	22.2	2
64 QAM	> 8	> 12	> 16	> 18	18.5	21.2	3

Antenna					Main antenna ANT0		
LTE Band					LTE B7		
EUT State					DSI 13		
Modulation					TUNE-UP		MPR (dB)
	5 MHz	10 MHz	15 MHz	20 MHz	Min (dBm)	Max (dBm)	
QPSK	1	1	1	1	17.3	20.0	0
QPSK	≤ 8	≤ 12	≤ 16	≤ 18	17.3	20.0	0
QPSK	> 8	> 12	> 16	> 18	17.3	20.0	1
16 QAM	1	1	1	1	17.3	20.0	1
16 QAM	≤ 8	≤ 12	≤ 16	≤ 18	17.3	20.0	1
16 QAM	> 8	> 12	> 16	> 18	17.3	20.0	2
64 QAM	1	1	1	1	17.3	20.0	2
64 QAM	≤ 8	≤ 12	≤ 16	≤ 18	17.3	20.0	2
64 QAM	> 8	> 12	> 16	> 18	17.3	20.0	3

Antenna					Div antenna ANT2		
LTE Band					LTE B7		
EUT State					DSI 3		
Modulation					TUNE-UP		
	5 MHz	10 MHz	15 MHz	20 MHz	Min (dBm)	Max (dBm)	MPR (dB)
QPSK	1	1	1	1	16.5	19.2	0
QPSK	≤ 8	≤ 12	≤ 16	≤ 18	16.5	19.2	0
QPSK	> 8	> 12	> 16	> 18	16.5	19.2	1
16 QAM	1	1	1	1	16.5	19.2	1
16 QAM	≤ 8	≤ 12	≤ 16	≤ 18	16.5	19.2	1
16 QAM	> 8	> 12	> 16	> 18	16.5	19.2	2
64 QAM	1	1	1	1	16.5	19.2	2
64 QAM	≤ 8	≤ 12	≤ 16	≤ 18	16.5	19.2	2
64 QAM	> 8	> 12	> 16	> 18	16.5	19.2	3
Antenna					Div antenna ANT2		
LTE Band					LTE B7		
EUT State					DSI 8		
Modulation					TUNE-UP		
	5 MHz	10 MHz	15 MHz	20 MHz	Min (dBm)	Max (dBm)	MPR (dB)
QPSK	1	1	1	1	15.0	17.7	0
QPSK	≤ 8	≤ 12	≤ 16	≤ 18	15.0	17.7	0
QPSK	> 8	> 12	> 16	> 18	15.0	17.7	1
16 QAM	1	1	1	1	15.0	17.7	1
16 QAM	≤ 8	≤ 12	≤ 16	≤ 18	15.0	17.7	1
16 QAM	> 8	> 12	> 16	> 18	15.0	17.7	2
64 QAM	1	1	1	1	15.0	17.7	2
64 QAM	≤ 8	≤ 12	≤ 16	≤ 18	15.0	17.7	2
64 QAM	> 8	> 12	> 16	> 18	15.0	17.7	3
Antenna					Div antenna ANT2		
LTE Band					LTE B7		
EUT State					DSI 13		
Modulation					TUNE-UP		
	5 MHz	10 MHz	15 MHz	20 MHz	Min (dBm)	Max (dBm)	MPR (dB)
QPSK	1	1	1	1	11.5	14.2	0
QPSK	≤ 8	≤ 12	≤ 16	≤ 18	11.5	14.2	0
QPSK	> 8	> 12	> 16	> 18	11.5	14.2	1
16 QAM	1	1	1	1	11.5	14.2	1
16 QAM	≤ 8	≤ 12	≤ 16	≤ 18	11.5	14.2	1
16 QAM	> 8	> 12	> 16	> 18	11.5	14.2	2
64 QAM	1	1	1	1	11.5	14.2	2
64 QAM	≤ 8	≤ 12	≤ 16	≤ 18	11.5	14.2	2
64 QAM	> 8	> 12	> 16	> 18	11.5	14.2	3

Antenna					Main antenna ANT1		
LTE Band					LTE B12		
EUT State					Full power		
Modulation					TUNE-UP		
	1.4 MHz	3 MHz	5 MHz	10 MHz	Min (dBm)	Max (dBm)	MPR (dB)
QPSK	1	1	1	1	22.8	25.3	0
QPSK	≤5	≤4	≤8	≤12	22.8	25.3	0
QPSK	> 5	> 4	> 8	> 12	21.8	24.3	1
16 QAM	1	1	1	1	21.8	24.3	1
16 QAM	≤5	≤4	≤8	≤12	21.8	24.3	1
16 QAM	> 5	> 4	> 8	> 12	20.8	23.3	2
64 QAM	1	1	1	1	20.8	23.3	2
64 QAM	≤ 5	≤ 4	≤ 8	≤ 12	20.8	23.3	2
64 QAM	> 5	> 4	> 8	> 12	19.8	22.3	3

Antenna		Main antenna ANT1			
LTE Band		LTE B13			
EUT State		Full power			
Modulation			TUNE-UP		MPR (dB)
	5 MHz	10 MHz	Min (dBm)	Max (dBm)	
QPSK	1	1	22.8	25.3	0
QPSK	≤8	≤12	22.8	25.3	0
QPSK	> 8	> 12	21.8	24.3	1
16 QAM	1	1	21.8	24.3	1
16 QAM	≤8	≤12	21.8	24.3	1
16 QAM	> 8	> 12	20.8	23.3	2
64 QAM	1	1	20.8	23.3	2
64 QAM	≤8	≤12	20.8	23.3	2
64 QAM	> 8	> 12	19.8	22.3	3

Antenna						Main antenna ANT1		
LTE Band						LTE B26		
EUT State						Full power		
Modulation						TUNE-UP		
	1.4 MHz	3 MHz	5 MHz	10 MHz	15 MHz	Min (dBm)	Max (dBm)	MPR (dB)
QPSK	1	1	1	1	1	22.8	25.3	0
QPSK	≤5	≤4	≤8	≤12	≤16	22.8	25.3	0
QPSK	> 5	> 4	> 8	> 12	> 16	21.8	24.3	1
16 QAM	1	1	1	1	1	21.8	24.3	1
16 QAM	≤5	≤4	≤8	≤12	≤16	21.8	24.3	1
16 QAM	> 5	> 4	> 8	> 12	> 16	20.8	23.3	2
64 QAM	1	1	1	1	1	20.8	23.3	2
64 QAM	≤ 8	≤ 12	≤ 8	≤ 12	≤ 16	20.8	23.3	2
64 QAM	> 8	> 12	> 8	> 12	> 16	19.8	22.3	3

Antenna					Main antenna ANT4		
LTE Band					LTE B38		
EUT State					DSI 3		
Modulation					TUNE-UP		
	5 MHz	10 MHz	15 MHz	20 MHz	Min (dBm)	Max (dBm)	MPR (dB)
QPSK	1	1	1	1	21.5	24.2	0
QPSK	≤8	≤12	≤16	≤18	21.5	24.2	0
QPSK	> 8	> 12	> 16	> 18	21.0	23.7	1
16 QAM	1	1	1	1	21.0	23.7	1
16 QAM	≤8	≤12	≤16	≤18	21.0	23.7	1
16 QAM	> 8	> 12	> 16	> 18	20.0	22.7	2
64 QAM	1	1	1	1	20.0	22.7	2
64 QAM	≤8	≤12	≤16	≤18	20.0	22.7	2
64 QAM	> 8	> 12	> 16	> 18	19.0	21.7	3

Antenna					Main antenna ANT4		
LTE Band					LTE B38		
EUT State					DSI 8		
Modulation					TUNE-UP		
	5 MHz	10 MHz	15 MHz	20 MHz	Min (dBm)	Max (dBm)	MPR (dB)
QPSK	1	1	1	1	18.5	21.2	0
QPSK	≤ 8	≤ 12	≤ 16	≤ 18	18.5	21.2	0
QPSK	> 8	> 12	> 16	> 18	18.5	21.2	1
16 QAM	1	1	1	1	18.5	21.2	1
16 QAM	≤ 8	≤ 12	≤ 16	≤ 18	18.5	21.2	1
16 QAM	> 8	> 12	> 16	> 18	18.5	21.2	2
64 QAM	1	1	1	1	18.5	21.2	2
64 QAM	≤ 8	≤ 12	≤ 16	≤ 18	18.5	21.2	2
64 QAM	> 8	> 12	> 16	> 18	18.5	21.2	3

Antenna					Main antenna ANT4		
LTE Band					LTE B38		
EUT State					DSI 13		
Modulation					TUNE-UP		
	5 MHz	10 MHz	15 MHz	20 MHz	Min (dBm)	Max (dBm)	MPR (dB)
QPSK	1	1	1	1	16.5	19.2	0
QPSK	≤ 8	≤ 12	≤ 16	≤ 18	16.5	19.2	0
QPSK	> 8	> 12	> 16	> 18	16.5	19.2	1
16 QAM	1	1	1	1	16.5	19.2	1
16 QAM	≤ 8	≤ 12	≤ 16	≤ 18	16.5	19.2	1
16 QAM	> 8	> 12	> 16	> 18	16.5	19.2	2
64 QAM	1	1	1	1	16.5	19.2	2
64 QAM	≤ 8	≤ 12	≤ 16	≤ 18	16.5	19.2	2
64 QAM	> 8	> 12	> 16	> 18	16.5	19.2	3

Antenna					Div antenna ANT2		
LTE Band					LTE B38		
EUT State					DSI 3		
Modulation					TUNE-UP		
	5 MHz	10 MHz	15 MHz	20 MHz	Min (dBm)	Max (dBm)	MPR (dB)
QPSK	1	1	1	1	18.5	21.2	0
QPSK	≤ 8	≤ 12	≤ 16	≤ 18	18.5	21.2	0
QPSK	> 8	> 12	> 16	> 18	18.5	21.2	1
16 QAM	1	1	1	1	18.5	21.2	1
16 QAM	≤ 8	≤ 12	≤ 16	≤ 18	18.5	21.2	1
16 QAM	> 8	> 12	> 16	> 18	18.0	20.7	2
64 QAM	1	1	1	1	18.0	20.7	2
64 QAM	≤ 8	≤ 12	≤ 16	≤ 18	18.0	20.7	2
64 QAM	> 8	> 12	> 16	> 18	17.0	19.7	3

Antenna					Div antenna ANT2		
LTE Band					LTE B38		
EUT State					DSI 8		
Modulation					TUNE-UP		
	5 MHz	10 MHz	15 MHz	20 MHz	Min (dBm)	Max (dBm)	MPR (dB)
QPSK	1	1	1	1	16.0	18.7	0
QPSK	≤ 8	≤ 12	≤ 16	≤ 18	16.0	18.7	0
QPSK	> 8	> 12	> 16	> 18	16.0	18.7	1
16 QAM	1	1	1	1	16.0	18.7	1
16 QAM	≤ 8	≤ 12	≤ 16	≤ 18	16.0	18.7	1
16 QAM	> 8	> 12	> 16	> 18	16.0	18.7	2
64 QAM	1	1	1	1	16.0	18.7	2
64 QAM	≤ 8	≤ 12	≤ 16	≤ 18	16.0	18.7	2
64 QAM	> 8	> 12	> 16	> 18	16.0	18.7	3

Antenna					Div antenna ANT2		
LTE Band					LTE B38		
EUT State					DSI 13		
Modulation					TUNE-UP		
	5 MHz	10 MHz	15 MHz	20 MHz	Min (dBm)	Max (dBm)	MPR (dB)
QPSK	1	1	1	1	13.5	16.2	0
QPSK	≤ 8	≤ 12	≤ 16	≤ 18	13.5	16.2	0
QPSK	> 8	> 12	> 16	> 18	13.5	16.2	1
16 QAM	1	1	1	1	13.5	16.2	1
16 QAM	≤ 8	≤ 12	≤ 16	≤ 18	13.5	16.2	1
16 QAM	> 8	> 12	> 16	> 18	13.5	16.2	2
64 QAM	1	1	1	1	13.5	16.2	2
64 QAM	≤ 8	≤ 12	≤ 16	≤ 18	13.5	16.2	2
64 QAM	> 8	> 12	> 16	> 18	13.5	16.2	3

Antenna					Div antenna ANT0		
LTE Band					LTE B38		
EUT State					DSI 3		
Modulation					TUNE-UP		
	5 MHz	10 MHz	15 MHz	20 MHz	Min (dBm)	Max (dBm)	MPR (dB)
QPSK	1	1	1	1	17.5	20.2	0
QPSK	≤ 8	≤ 12	≤ 16	≤ 18	17.5	20.2	0
QPSK	> 8	> 12	> 16	> 18	17.5	20.2	1
16 QAM	1	1	1	1	17.5	20.2	1
16 QAM	≤ 8	≤ 12	≤ 16	≤ 18	17.5	20.2	1
16 QAM	> 8	> 12	> 16	> 18	16.5	19.2	2
64 QAM	1	1	1	1	16.5	19.2	2
64 QAM	≤ 8	≤ 12	≤ 16	≤ 18	16.5	19.2	2
64 QAM	> 8	> 12	> 16	> 18	15.5	18.2	3

Antenna					Div antenna ANT0		
LTE Band					LTE B38		
EUT State					DSI 8		
Modulation					TUNE-UP		
	5 MHz	10 MHz	15 MHz	20 MHz	Min (dBm)	Max (dBm)	MPR (dB)
QPSK	1	1	1	1	18.5	21.2	0
QPSK	≤ 8	≤ 12	≤ 16	≤ 18	18.5	21.2	0
QPSK	> 8	> 12	> 16	> 18	17.5	20.2	1
16 QAM	1	1	1	1	17.5	20.2	1
16 QAM	≤ 8	≤ 12	≤ 16	≤ 18	17.5	20.2	1
16 QAM	> 8	> 12	> 16	> 18	16.5	19.2	2
64 QAM	1	1	1	1	16.5	19.2	2
64 QAM	≤ 8	≤ 12	≤ 16	≤ 18	16.5	19.2	2
64 QAM	> 8	> 12	> 16	> 18	15.5	18.2	3

Antenna					Div antenna ANT0		
LTE Band					LTE B38		
EUT State					DSI 13		
Modulation					TUNE-UP		
	5 MHz	10 MHz	15 MHz	20 MHz	Min (dBm)	Max (dBm)	MPR (dB)
QPSK	1	1	1	1	12.5	15.2	0
QPSK	≤ 8	≤ 12	≤ 16	≤ 18	12.5	15.2	0
QPSK	> 8	> 12	> 16	> 18	12.5	15.2	1
16 QAM	1	1	1	1	12.5	15.2	1
16 QAM	≤ 8	≤ 12	≤ 16	≤ 18	12.5	15.2	1
16 QAM	> 8	> 12	> 16	> 18	12.5	15.2	2
64 QAM	1	1	1	1	12.5	15.2	2
64 QAM	≤ 8	≤ 12	≤ 16	≤ 18	12.5	15.2	2
64 QAM	> 8	> 12	> 16	> 18	12.5	15.2	3

Antenna					Div antenna ANT5		
LTE Band					LTE B38		
EUT State					DSI 3		
Modulation					TUNE-UP		
	5 MHz	10 MHz	15 MHz	20 MHz	Min (dBm)	Max (dBm)	MPR (dB)
QPSK	1	1	1	1	17.5	20.2	0
QPSK	≤ 8	≤ 12	≤ 16	≤ 18	17.5	20.2	0
QPSK	> 8	> 12	> 16	> 18	17.5	20.2	1
16 QAM	1	1	1	1	17.5	20.2	1
16 QAM	≤ 8	≤ 12	≤ 16	≤ 18	17.5	20.2	1
16 QAM	> 8	> 12	> 16	> 18	16.5	19.2	2
64 QAM	1	1	1	1	16.5	19.2	2
64 QAM	≤ 8	≤ 12	≤ 16	≤ 18	16.5	19.2	2
64 QAM	> 8	> 12	> 16	> 18	15.5	18.2	3

Antenna					Div antenna ANT5		
LTE Band					LTE B38		
EUT State					DSI 8		
Modulation					TUNE-UP		
	5 MHz	10 MHz	15 MHz	20 MHz	Min (dBm)	Max (dBm)	MPR (dB)
QPSK	1	1	1	1	15.5	18.2	0
QPSK	≤ 8	≤ 12	≤ 16	≤ 18	15.5	18.2	0
QPSK	> 8	> 12	> 16	> 18	15.5	18.2	1
16 QAM	1	1	1	1	15.5	18.2	1
16 QAM	≤ 8	≤ 12	≤ 16	≤ 18	15.5	18.2	1
16 QAM	> 8	> 12	> 16	> 18	15.5	18.2	2
64 QAM	1	1	1	1	15.5	18.2	2
64 QAM	≤ 8	≤ 12	≤ 16	≤ 18	15.5	18.2	2
64 QAM	> 8	> 12	> 16	> 18	15.5	18.2	3

Antenna					Div antenna ANT5		
LTE Band					LTE B38		
EUT State					DSI 13		
Modulation					TUNE-UP		
	5 MHz	10 MHz	15 MHz	20 MHz	Min (dBm)	Max (dBm)	MPR (dB)
QPSK	1	1	1	1	12.5	15.2	0
QPSK	≤ 8	≤ 12	≤ 16	≤ 18	12.5	15.2	0
QPSK	> 8	> 12	> 16	> 18	12.5	15.2	1
16 QAM	1	1	1	1	12.5	15.2	1
16 QAM	≤ 8	≤ 12	≤ 16	≤ 18	12.5	15.2	1
16 QAM	> 8	> 12	> 16	> 18	12.5	15.2	2
64 QAM	1	1	1	1	12.5	15.2	2
64 QAM	≤ 8	≤ 12	≤ 16	≤ 18	12.5	15.2	2
64 QAM	> 8	> 12	> 16	> 18	12.5	15.2	3

Antenna					Main antenna ANT4		
LTE Band					LTE B41		
EUT State					DSI 3		
Modulation					TUNE-UP		
	5 MHz	10 MHz	15 MHz	20 MHz	Min (dBm)	Max (dBm)	MPR (dB)
QPSK	1	1	1	1	21.3	24.0	0
QPSK	≤ 8	≤ 12	≤ 16	≤ 18	21.3	24.0	0
QPSK	> 8	> 12	> 16	> 18	21.3	24.0	1
16 QAM	1	1	1	1	21.3	24.0	1
16 QAM	≤ 8	≤ 12	≤ 16	≤ 18	21.3	24.0	1
16 QAM	> 8	> 12	> 16	> 18	20.8	23.5	2
64 QAM	1	1	1	1	20.8	23.5	2
64 QAM	≤ 8	≤ 12	≤ 16	≤ 18	20.8	23.5	2
64 QAM	> 8	> 12	> 16	> 18	19.8	22.5	3

Antenna					Main antenna ANT4		
LTE Band					LTE B41		
EUT State					DSI 8		
Modulation					TUNE-UP		
	5 MHz	10 MHz	15 MHz	20 MHz	Min (dBm)	Max (dBm)	MPR (dB)
QPSK	1	1	1	1	17.5	20.2	0
QPSK	≤ 8	≤ 12	≤ 16	≤ 18	17.5	20.2	0
QPSK	> 8	> 12	> 16	> 18	17.5	20.2	1
16 QAM	1	1	1	1	17.5	20.2	1
16 QAM	≤ 8	≤ 12	≤ 16	≤ 18	17.5	20.2	1
16 QAM	> 8	> 12	> 16	> 18	17.5	20.2	2
64 QAM	1	1	1	1	17.5	20.2	2
64 QAM	≤ 8	≤ 12	≤ 16	≤ 18	17.5	20.2	2
64 QAM	> 8	> 12	> 16	> 18	17.5	20.2	3

Antenna					Main antenna ANT4		
LTE Band					LTE B41		
EUT State					DSI 13		
Modulation					TUNE-UP		
	5 MHz	10 MHz	15 MHz	20 MHz	Min (dBm)	Max (dBm)	MPR (dB)
QPSK	1	1	1	1	16.3	19.0	0
QPSK	≤ 8	≤ 12	≤ 16	≤ 18	16.3	19.0	0
QPSK	> 8	> 12	> 16	> 18	16.3	19.0	1
16 QAM	1	1	1	1	16.3	19.0	1
16 QAM	≤ 8	≤ 12	≤ 16	≤ 18	16.3	19.0	1
16 QAM	> 8	> 12	> 16	> 18	16.3	19.0	2
64 QAM	1	1	1	1	16.3	19.0	2
64 QAM	≤ 8	≤ 12	≤ 16	≤ 18	16.3	19.0	2
64 QAM	> 8	> 12	> 16	> 18	16.3	19.0	3

Antenna					Div antenna ANT2		
LTE Band					LTE B41		
EUT State					DSI 3		
Modulation					TUNE-UP		
	5 MHz	10 MHz	15 MHz	20 MHz	Min (dBm)	Max (dBm)	MPR (dB)
QPSK	1	1	1	1	18.5	21.2	0
QPSK	≤ 8	≤ 12	≤ 16	≤ 18	18.5	21.2	0
QPSK	> 8	> 12	> 16	> 18	18.5	21.2	1
16 QAM	1	1	1	1	18.5	21.2	1
16 QAM	≤ 8	≤ 12	≤ 16	≤ 18	18.5	21.2	1
16 QAM	> 8	> 12	> 16	> 18	18.0	20.7	2
64 QAM	1	1	1	1	18.0	20.7	2
64 QAM	≤ 8	≤ 12	≤ 16	≤ 18	18.0	20.7	2
64 QAM	> 8	> 12	> 16	> 18	17.0	19.7	3

Antenna					Div antenna ANT2		
LTE Band					LTE B41		
EUT State					DSI 8		
Modulation					TUNE-UP		
	5 MHz	10 MHz	15 MHz	20 MHz	Min (dBm)	Max (dBm)	MPR (dB)
QPSK	1	1	1	1	16.0	18.7	0
QPSK	≤ 8	≤ 12	≤ 16	≤ 18	16.0	18.7	0
QPSK	> 8	> 12	> 16	> 18	16.0	18.7	1
16 QAM	1	1	1	1	16.0	18.7	1
16 QAM	≤ 8	≤ 12	≤ 16	≤ 18	16.0	18.7	1
16 QAM	> 8	> 12	> 16	> 18	16.0	18.7	2
64 QAM	1	1	1	1	16.0	18.7	2
64 QAM	≤ 8	≤ 12	≤ 16	≤ 18	16.0	18.7	2
64 QAM	> 8	> 12	> 16	> 18	16.0	18.7	3

Antenna					Div antenna ANT2		
LTE Band					LTE B41		
EUT State					DSI 13		
Modulation					TUNE-UP		
	5 MHz	10 MHz	15 MHz	20 MHz	Min (dBm)	Max (dBm)	MPR (dB)
QPSK	1	1	1	1	13.5	16.2	0
QPSK	≤ 8	≤ 12	≤ 16	≤ 18	13.5	16.2	0
QPSK	> 8	> 12	> 16	> 18	13.5	16.2	1
16 QAM	1	1	1	1	13.5	16.2	1
16 QAM	≤ 8	≤ 12	≤ 16	≤ 18	13.5	16.2	1
16 QAM	> 8	> 12	> 16	> 18	13.5	16.2	2
64 QAM	1	1	1	1	13.5	16.2	2
64 QAM	≤ 8	≤ 12	≤ 16	≤ 18	13.5	16.2	2
64 QAM	> 8	> 12	> 16	> 18	13.5	16.2	3

Antenna					Div antenna ANTO		
LTE Band					LTE B41		
EUT State					DSI 3		
Modulation					TUNE-UP		
	5 MHz	10 MHz	15 MHz	20 MHz	Min (dBm)	Max (dBm)	MPR (dB)
QPSK	1	1	1	1	18.0	20.7	0
QPSK	≤ 8	≤ 12	≤ 16	≤ 18	18.0	20.7	0
QPSK	> 8	> 12	> 16	> 18	18.0	20.7	1
16 QAM	1	1	1	1	18.0	20.7	1
16 QAM	≤ 8	≤ 12	≤ 16	≤ 18	18.0	20.7	1
16 QAM	> 8	> 12	> 16	> 18	17.5	20.2	2
64 QAM	1	1	1	1	17.5	20.2	2
64 QAM	≤ 8	≤ 12	≤ 16	≤ 18	17.5	20.2	2
64 QAM	> 8	> 12	> 16	> 18	16.5	19.2	3

Antenna					Div antenna ANTO		
LTE Band					LTE B41		
EUT State					DSI 8		
Modulation					TUNE-UP		
	5 MHz	10 MHz	15 MHz	20 MHz	Min (dBm)	Max (dBm)	MPR (dB)
QPSK	1	1	1	1	19.5	22.2	0
QPSK	≤ 8	≤ 12	≤ 16	≤ 18	19.5	22.2	0
QPSK	> 8	> 12	> 16	> 18	18.5	21.2	1
16 QAM	1	1	1	1	18.5	21.2	1
16 QAM	≤ 8	≤ 12	≤ 16	≤ 18	18.5	21.2	1
16 QAM	> 8	> 12	> 16	> 18	17.5	20.2	2
64 QAM	1	1	1	1	17.5	20.2	2
64 QAM	≤ 8	≤ 12	≤ 16	≤ 18	17.5	20.2	2
64 QAM	> 8	> 12	> 16	> 18	16.5	19.2	3

Antenna					Div antenna ANTO		
LTE Band					LTE B41		
EUT State					DSI 13		
Modulation					TUNE-UP		
	5 MHz	10 MHz	15 MHz	20 MHz	Min (dBm)	Max (dBm)	MPR (dB)
QPSK	1	1	1	1	13.0	15.7	0
QPSK	≤ 8	≤ 12	≤ 16	≤ 18	13.0	15.7	0
QPSK	> 8	> 12	> 16	> 18	13.0	15.7	1
16 QAM	1	1	1	1	13.0	15.7	1
16 QAM	≤ 8	≤ 12	≤ 16	≤ 18	13.0	15.7	1
16 QAM	> 8	> 12	> 16	> 18	13.0	15.7	2
64 QAM	1	1	1	1	13.0	15.7	2
64 QAM	≤ 8	≤ 12	≤ 16	≤ 18	13.0	15.7	2
64 QAM	> 8	> 12	> 16	> 18	13.0	15.7	3

Antenna					Div antenna ANT5		
LTE Band					LTE B41		
EUT State					DSI 3		
Modulation					TUNE-UP		
	5 MHz	10 MHz	15 MHz	20 MHz	Min (dBm)	Max (dBm)	MPR (dB)
QPSK	1	1	1	1	18.0	20.7	0
QPSK	≤ 8	≤ 12	≤ 16	≤ 18	18.0	20.7	0
QPSK	> 8	> 12	> 16	> 18	18.0	20.7	1
16 QAM	1	1	1	1	18.0	20.7	1
16 QAM	≤ 8	≤ 12	≤ 16	≤ 18	18.0	20.7	1
16 QAM	> 8	> 12	> 16	> 18	17.5	20.2	2
64 QAM	1	1	1	1	17.5	20.2	2
64 QAM	≤ 8	≤ 12	≤ 16	≤ 18	17.5	20.2	2
64 QAM	> 8	> 12	> 16	> 18	16.5	19.2	3

Antenna					Div antenna ANT5		
LTE Band					LTE B41		
EUT State					DSI 8		
Modulation					TUNE-UP		
	5 MHz	10 MHz	15 MHz	20 MHz	Min (dBm)	Max (dBm)	MPR (dB)
QPSK	1	1	1	1	16.0	18.7	0
QPSK	≤ 8	≤ 12	≤ 16	≤ 18	16.0	18.7	0
QPSK	> 8	> 12	> 16	> 18	16.0	18.7	1
16 QAM	1	1	1	1	16.0	18.7	1
16 QAM	≤ 8	≤ 12	≤ 16	≤ 18	16.0	18.7	1
16 QAM	> 8	> 12	> 16	> 18	16.0	18.7	2
64 QAM	1	1	1	1	16.0	18.7	2
64 QAM	≤ 8	≤ 12	≤ 16	≤ 18	16.0	18.7	2
64 QAM	> 8	> 12	> 16	> 18	16.0	18.7	3

Antenna					Div antenna ANT5		
LTE Band					LTE B41		
EUT State					DSI 13		
Modulation					TUNE-UP		
	5 MHz	10 MHz	15 MHz	20 MHz	Min (dBm)	Max (dBm)	MPR (dB)
QPSK	1	1	1	1	13.0	15.7	0
QPSK	≤ 8	≤ 12	≤ 16	≤ 18	13.0	15.7	0
QPSK	> 8	> 12	> 16	> 18	13.0	15.7	1
16 QAM	1	1	1	1	13.0	15.7	1
16 QAM	≤ 8	≤ 12	≤ 16	≤ 18	13.0	15.7	1
16 QAM	> 8	> 12	> 16	> 18	13.0	15.7	2
64 QAM	1	1	1	1	13.0	15.7	2
64 QAM	≤ 8	≤ 12	≤ 16	≤ 18	13.0	15.7	2
64 QAM	> 8	> 12	> 16	> 18	13.0	15.7	3

Antenna							Main antenna ANT0		
LTE Band							LTE B66		
EUT State							DSI 3		
Modulation	TUNE-UP						Min (dBm)	Max (dBm)	MPR (dB)
	1.4 MHz	3 MHz	5 MHz	10 MHz	15 MHz	20 MHz			
QPSK	1	1	1	1	1	1	20.0	22.5	0
QPSK	≤5	≤4	≤8	≤12	≤16	≤18	20.0	22.5	0
QPSK	>5	>4	>8	>12	>16	>18	20.0	22.5	1
16 QAM	1	1	1	1	1	1	20.0	22.5	1
16 QAM	≤5	≤4	≤8	≤12	≤16	≤18	20.0	22.5	1
16 QAM	>5	>4	>8	>12	>16	>18	20.0	22.5	2
64 QAM	1	1	1	1	1	1	20.0	22.5	2
64 QAM	≤5	≤4	≤8	≤12	≤16	≤18	20.0	22.5	2
64 QAM	>5	>4	>8	>12	>16	>18	19.0	21.5	3

Antenna							Main antenna ANT0		
LTE Band							LTE B66		
EUT State							DSI 8		
Modulation	TUNE-UP						Min (dBm)	Max (dBm)	MPR (dB)
	1.4 MHz	3 MHz	5 MHz	10 MHz	15 MHz	20 MHz			
QPSK	1	1	1	1	1	1	22.0	24.5	0
QPSK	≤5	≤4	≤8	≤12	≤16	≤18	22.0	24.5	0
QPSK	>5	>4	>8	>12	>16	>18	21.0	23.5	1
16 QAM	1	1	1	1	1	1	21.0	23.5	1
16 QAM	≤5	≤4	≤8	≤12	≤16	≤18	21.0	23.5	1
16 QAM	>5	>4	>8	>12	>16	>18	20.0	22.5	2
64 QAM	1	1	1	1	1	1	20.0	22.5	2
64 QAM	≤5	≤4	≤8	≤12	≤16	≤18	20.0	22.5	2
64 QAM	>5	>4	>8	>12	>16	>18	19.0	21.5	3

Antenna							Main antenna ANT0		
LTE Band							LTE B66		
EUT State							DSI 13		
Modulation	TUNE-UP						Min (dBm)	Max (dBm)	MPR (dB)
	1.4 MHz	3 MHz	5 MHz	10 MHz	15 MHz	20 MHz			
QPSK	1	1	1	1	1	1	18.0	20.5	0
QPSK	≤5	≤4	≤8	≤12	≤16	≤18	18.0	20.5	0
QPSK	>5	>4	>8	>12	>16	>18	18.0	20.5	1
16 QAM	1	1	1	1	1	1	18.0	20.5	1
16 QAM	≤5	≤4	≤8	≤12	≤16	≤18	18.0	20.5	1
16 QAM	>5	>4	>8	>12	>16	>18	18.0	20.5	2
64 QAM	1	1	1	1	1	1	18.0	20.5	2
64 QAM	≤5	≤4	≤8	≤12	≤16	≤18	18.0	20.5	2
64 QAM	>5	>4	>8	>12	>16	>18	18.0	20.5	3

LTE Band2(ANT0 DSI 3)

BANDWIDTH	Number of RBs	Frequency	QPSK	16QAM	64QAM
1.4MHz	1RB-High (5)	1909.3 (19193)	21.71	21.88	21.20
		1880 (18900)	22.01	22.14	21.37
		1850.7 (18607)	21.96	22.12	21.22
	1RB-Middle (3)	1909.3 (19193)	21.69	22.06	21.25
		1880 (18900)	22.23	22.15	21.41
		1850.7 (18607)	22.30	22.33	21.49
	1RB-Low (0)	1909.3 (19193)	21.85	22.07	21.27
		1880 (18900)	22.02	22.29	21.40
		1850.7 (18607)	22.08	22.36	21.56
	3RB-High (3)	1909.3 (19193)	21.71	21.72	20.99
		1880 (18900)	21.91	22.00	21.33
		1850.7 (18607)	21.96	22.05	21.32
	3RB-Middle (1)	1909.3 (19193)	21.78	21.74	21.04
		1880 (18900)	21.99	22.13	21.27
		1850.7 (18607)	22.05	22.00	21.35
	3RB-Low (0)	1909.3 (19193)	21.74	21.74	21.06
		1880 (18900)	21.96	22.16	21.37
		1850.7 (18607)	22.00	22.15	21.36
	6RB (0)	1909.3 (19193)	21.93	21.20	20.30
		1880 (18900)	22.00	21.30	20.62
		1850.7 (18607)	22.05	21.34	20.52
3MHz	1RB-High (14)	1908.5 (19185)	21.70	22.00	21.05
		1880 (18900)	21.98	22.39	21.44
		1851.5 (18615)	21.86	22.23	21.30
	1RB-Middle (7)	1908.5 (19185)	21.82	22.18	21.20
		1880 (18900)	21.84	22.31	21.59
		1851.5 (18615)	21.90	22.32	21.40
	1RB-Low (0)	1908.5 (19185)	21.92	22.31	21.28
		1880 (18900)	22.09	22.40	21.54
		1851.5 (18615)	22.13	22.39	21.52
	8RB-High (7)	1908.5 (19185)	21.86	21.10	20.49
		1880 (18900)	22.03	21.28	20.61
		1851.5 (18615)	22.03	21.26	20.55
	8RB-Middle (4)	1908.5 (19185)	21.99	21.28	20.39
		1880 (18900)	22.11	21.44	20.66
		1851.5 (18615)	22.12	21.47	20.65
	8RB-Low (0)	1908.5 (19185)	21.89	21.40	20.52
		1880 (18900)	22.18	21.45	20.72
		1851.5 (18615)	22.16	21.43	20.65
	15RB (0)	1908.5 (19185)	21.93	21.21	20.38
		1880 (18900)	22.05	21.48	20.56
		1851.5 (18615)	22.11	21.33	20.52

5MHz	1RB-High (24)	1907.5 (19175)	21.71	22.06	21.91	
		1880 (18900)	21.87	22.38	21.56	
		1852.5 (18625)	21.84	22.22	21.37	
	1RB-Middle (12)	1907.5 (19175)	21.82	22.12	21.49	
		1880 (18900)	21.89	22.39	21.52	
		1852.5 (18625)	21.85	22.05	21.50	
	1RB-Low (0)	1907.5 (19175)	22.02	22.22	21.61	
		1880 (18900)	22.05	22.32	21.62	
		1852.5 (18625)	22.03	22.39	21.67	
	12RB-High (13)	1907.5 (19175)	21.83	21.21	20.40	
		1880 (18900)	22.08	21.42	20.53	
		1852.5 (18625)	21.89	21.37	20.41	
	12RB-Middle (6)	1907.5 (19175)	21.91	21.24	20.45	
		1880 (18900)	22.08	21.48	20.49	
		1852.5 (18625)	22.06	21.48	20.46	
	12RB-Low (0)	1907.5 (19175)	21.95	21.36	20.49	
		1880 (18900)	22.10	21.50	20.55	
		1852.5 (18625)	22.15	21.45	20.49	
	25RB (0)	1907.5 (19175)	21.89	21.24	20.42	
		1880 (18900)	22.11	21.40	20.46	
		1852.5 (18625)	22.06	21.39	20.44	
	10MHz	1RB-High (49)	1905 (19150)	22.07	22.16	21.62
			1880 (18900)	21.99	22.31	21.59
			1855 (18650)	21.76	22.08	21.58
1RB-Middle (24)		1905 (19150)	21.89	22.26	21.70	
		1880 (18900)	22.03	22.33	21.64	
		1855 (18650)	21.89	22.22	21.57	
1RB-Low (0)		1905 (19150)	22.04	22.38	21.59	
		1880 (18900)	22.01	22.33	21.58	
		1855 (18650)	22.03	22.32	21.61	
25RB-High (25)		1905 (19150)	21.94	21.29	21.16	
		1880 (18900)	22.19	21.52	20.43	
		1855 (18650)	21.78	21.21	20.26	
25RB-Middle (12)		1905 (19150)	22.04	21.40	20.52	
		1880 (18900)	22.20	21.46	20.44	
		1855 (18650)	21.95	21.32	20.40	
25RB-Low (0)		1905 (19150)	22.08	21.48	20.49	
		1880 (18900)	22.10	21.48	20.54	
		1855 (18650)	22.12	21.39	20.55	
50RB (0)		1905 (19150)	22.03	21.33	20.49	
		1880 (18900)	22.14	21.51	20.48	
		1855 (18650)	21.98	21.35	20.35	

15MHz	1RB-High (74)	1902.5 (19125)	21.79	21.95	21.22
		1880 (18900)	22.07	22.20	21.64
		1857.5 (18675)	21.80	22.03	21.24
	1RB-Middle (37)	1902.5 (19125)	21.93	22.11	21.32
		1880 (18900)	21.90	22.35	21.44
		1857.5 (18675)	21.61	21.87	21.10
	1RB-Low (0)	1902.5 (19125)	21.85	22.33	21.58
		1880 (18900)	21.69	22.07	21.56
		1857.5 (18675)	21.92	22.40	21.69
	36RB-High (38)	1902.5 (19125)	21.96	21.25	20.22
		1880 (18900)	22.11	21.35	20.49
		1857.5 (18675)	21.84	21.15	20.22
	36RB-Middle (19)	1902.5 (19125)	21.98	21.23	20.31
		1880 (18900)	22.09	21.35	20.47
		1857.5 (18675)	21.82	21.16	20.20
	36RB-Low (0)	1902.5 (19125)	22.04	21.32	20.43
		1880 (18900)	22.07	21.30	20.35
		1857.5 (18675)	21.95	21.18	20.22
75RB (0)	1902.5 (19125)	21.98	21.17	20.34	
	1880 (18900)	22.05	21.36	20.43	
	1857.5 (18675)	21.93	21.18	20.18	
20MHz	1RB-High (99)	1900 (19100)	21.50	21.88	21.12
		1880 (18900)	21.91	22.38	21.48
		1860 (18700)	21.51	21.73	21.08
	1RB-Middle (50)	1900 (19100)	21.68	22.10	21.22
		1880 (18900)	21.69	21.99	21.17
		1860 (18700)	21.71	21.97	21.20
	1RB-Low (0)	1900 (19100)	21.85	22.27	21.55
		1880 (18900)	21.37	21.90	21.24
		1860 (18700)	21.76	22.19	21.19
	50RB-High (50)	1900 (19100)	21.68	20.98	20.00
		1880 (18900)	21.91	21.21	20.22
		1860 (18700)	21.77	21.04	20.09
	50RB-Middle (25)	1900 (19100)	21.79	21.15	20.16
		1880 (18900)	21.85	21.12	20.24
		1860 (18700)	21.74	21.06	20.17
	50RB-Low (0)	1900 (19100)	21.92	21.23	20.32
		1880 (18900)	21.73	21.03	20.05
		1860 (18700)	21.78	21.10	20.20
100RB (0)	1900 (19100)	21.85	21.17	20.04	
	1880 (18900)	21.84	21.06	20.09	
	1860 (18700)	21.73	21.02	20.14	

LTE Band2(ANT0 DSI 8)

BANDWIDTH	Number of RBs	Frequency	QPSK	16QAM	64QAM
1.4MHz	1RB-High (5)	1909.3 (19193)	22.96	22.22	21.06
		1880 (18900)	23.12	22.38	21.31
		1850.7 (18607)	23.19	22.64	21.55
	1RB-Middle (3)	1909.3 (19193)	22.99	22.31	21.51
		1880 (18900)	23.13	22.48	21.60
		1850.7 (18607)	23.20	22.56	21.77
	1RB-Low (0)	1909.3 (19193)	23.06	22.33	21.41
		1880 (18900)	23.19	22.59	21.57
		1850.7 (18607)	23.19	22.46	21.68
	3RB-High (3)	1909.3 (19193)	22.96	21.97	21.32
		1880 (18900)	23.16	22.17	21.53
		1850.7 (18607)	23.27	22.39	21.66
	3RB-Middle (1)	1909.3 (19193)	23.04	22.11	21.01
		1880 (18900)	23.27	22.06	21.34
		1850.7 (18607)	23.41	22.13	21.46
	3RB-Low (0)	1909.3 (19193)	23.00	22.16	21.26
		1880 (18900)	23.25	22.45	21.55
		1850.7 (18607)	23.28	22.46	21.58
	6RB (0)	1909.3 (19193)	22.07	21.08	20.42
		1880 (18900)	22.11	21.38	20.46
		1850.7 (18607)	22.31	21.56	20.49
3MHz	1RB-High (14)	1908.5 (19185)	23.02	22.23	21.34
		1880 (18900)	23.22	22.67	21.60
		1851.5 (18615)	23.13	22.50	21.50
	1RB-Middle (7)	1908.5 (19185)	23.04	22.62	21.20
		1880 (18900)	23.18	22.67	21.34
		1851.5 (18615)	23.21	22.82	21.52
	1RB-Low (0)	1908.5 (19185)	23.22	22.58	21.44
		1880 (18900)	23.32	22.69	21.71
		1851.5 (18615)	23.42	22.75	21.72
	8RB-High (7)	1908.5 (19185)	22.13	21.27	20.41
		1880 (18900)	22.34	21.37	20.58
		1851.5 (18615)	22.34	21.31	20.47
	8RB-Middle (4)	1908.5 (19185)	22.25	21.37	20.42
		1880 (18900)	22.43	21.43	20.60
		1851.5 (18615)	22.40	21.53	20.53
	8RB-Low (0)	1908.5 (19185)	22.26	21.36	20.62
		1880 (18900)	22.41	21.54	20.72
		1851.5 (18615)	22.46	21.47	20.70
	15RB (0)	1908.5 (19185)	22.20	21.18	20.38
		1880 (18900)	22.38	21.41	20.51
		1851.5 (18615)	22.40	21.37	20.51

5MHz	1RB-High (24)	1907.5 (19175)	23.01	22.24	21.45	
		1880 (18900)	23.28	22.61	21.70	
		1852.5 (18625)	23.14	22.41	21.64	
	1RB-Middle (12)	1907.5 (19175)	23.09	22.07	21.64	
		1880 (18900)	23.21	22.41	21.66	
		1852.5 (18625)	23.23	22.67	21.55	
	1RB-Low (0)	1907.5 (19175)	23.22	22.58	21.50	
		1880 (18900)	23.24	22.63	21.69	
		1852.5 (18625)	23.38	22.77	21.72	
	12RB-High (13)	1907.5 (19175)	22.19	21.18	20.34	
		1880 (18900)	22.24	21.43	20.51	
		1852.5 (18625)	22.15	21.30	20.35	
	12RB-Middle (6)	1907.5 (19175)	22.21	21.31	20.30	
		1880 (18900)	22.39	21.48	20.54	
		1852.5 (18625)	22.41	21.49	20.53	
	12RB-Low (0)	1907.5 (19175)	22.27	21.30	20.34	
		1880 (18900)	22.41	21.51	20.65	
		1852.5 (18625)	22.41	21.55	20.68	
	25RB (0)	1907.5 (19175)	22.20	21.27	20.33	
		1880 (18900)	22.34	21.44	20.59	
		1852.5 (18625)	22.33	21.39	20.56	
	10MHz	1RB-High (49)	1905 (19150)	23.11	22.40	21.40
			1880 (18900)	23.31	22.70	21.68
			1855 (18650)	23.07	22.52	21.39
1RB-Middle (24)		1905 (19150)	23.26	22.58	21.60	
		1880 (18900)	23.33	22.45	21.63	
		1855 (18650)	23.09	22.42	21.51	
1RB-Low (0)		1905 (19150)	23.29	22.66	22.02	
		1880 (18900)	23.25	22.61	21.44	
		1855 (18650)	23.33	22.86	21.60	
25RB-High (25)		1905 (19150)	22.18	21.23	20.26	
		1880 (18900)	22.32	21.37	20.60	
		1855 (18650)	22.15	21.21	20.36	
25RB-Middle (12)		1905 (19150)	22.37	21.38	20.56	
		1880 (18900)	22.41	21.46	20.60	
		1855 (18650)	22.24	21.30	20.45	
25RB-Low (0)		1905 (19150)	22.45	21.49	20.63	
		1880 (18900)	22.44	21.44	20.54	
		1855 (18650)	22.41	21.37	20.50	
50RB (0)		1905 (19150)	22.36	21.34	20.51	
		1880 (18900)	22.37	21.42	20.55	
		1855 (18650)	22.25	21.30	20.40	

15MHz	1RB-High (74)	1902.5 (19125)	22.85	22.35	21.30
		1880 (18900)	23.28	22.67	21.72
		1857.5 (18675)	22.91	22.27	21.39
	1RB-Middle (37)	1902.5 (19125)	23.19	22.38	21.44
		1880 (18900)	23.26	22.50	21.37
		1857.5 (18675)	22.85	22.25	21.18
	1RB-Low (0)	1902.5 (19125)	23.17	22.61	21.56
		1880 (18900)	22.89	22.34	21.46
		1857.5 (18675)	23.26	22.69	21.30
	36RB-High (38)	1902.5 (19125)	22.14	21.09	20.26
		1880 (18900)	22.38	21.39	20.37
		1857.5 (18675)	22.11	21.14	20.26
	36RB-Middle (19)	1902.5 (19125)	22.25	21.21	20.25
		1880 (18900)	22.32	21.31	20.36
		1857.5 (18675)	22.18	21.18	20.24
	36RB-Low (0)	1902.5 (19125)	22.30	21.22	20.35
		1880 (18900)	22.20	21.25	20.33
		1857.5 (18675)	22.20	21.11	20.19
	75RB (0)	1902.5 (19125)	22.11	21.18	20.09
		1880 (18900)	22.37	21.33	20.27
		1857.5 (18675)	22.05	21.21	20.16
20MHz	1RB-High (99)	1900 (19100)	22.72	22.16	20.92
		1880 (18900)	23.18	22.53	21.71
		1860 (18700)	22.74	22.10	20.93
	1RB-Middle (50)	1900 (19100)	22.88	22.42	21.08
		1880 (18900)	22.89	22.28	21.20
		1860 (18700)	22.84	22.49	21.22
	1RB-Low (0)	1900 (19100)	23.17	22.48	21.33
		1880 (18900)	22.63	21.95	21.13
		1860 (18700)	23.05	22.51	21.26
	50RB-High (50)	1900 (19100)	21.91	21.01	20.09
		1880 (18900)	22.09	21.25	20.24
		1860 (18700)	21.95	21.02	19.96
	50RB-Middle (25)	1900 (19100)	22.11	21.03	20.19
		1880 (18900)	22.13	21.12	20.21
		1860 (18700)	22.06	21.03	20.14
	50RB-Low (0)	1900 (19100)	22.19	21.29	20.23
		1880 (18900)	22.04	20.97	20.03
		1860 (18700)	22.03	21.10	20.13
	100RB (0)	1900 (19100)	22.10	21.03	20.08
		1880 (18900)	22.06	21.05	20.11
		1860 (18700)	22.06	21.02	20.04

LTE Band2(ANT0 DSI 13)

BANDWIDTH	Number of RBs	Frequency	QPSK	16QAM	64QAM
1.4MHz	1RB-High (5)	1909.3 (19193)	19.78	19.82	19.99
		1880 (18900)	20.05	20.00	19.96
		1850.7 (18607)	19.96	20.04	20.08
	1RB-Middle (3)	1909.3 (19193)	20.13	19.81	19.95
		1880 (18900)	20.36	20.05	20.07
		1850.7 (18607)	20.39	20.16	20.14
	1RB-Low (0)	1909.3 (19193)	19.99	19.94	19.96
		1880 (18900)	20.15	20.12	20.18
		1850.7 (18607)	20.06	20.16	20.13
	3RB-High (3)	1909.3 (19193)	19.79	19.68	19.76
		1880 (18900)	20.04	19.87	19.95
		1850.7 (18607)	19.97	19.93	19.97
	3RB-Middle (1)	1909.3 (19193)	19.84	19.84	19.86
		1880 (18900)	19.94	19.99	19.84
		1850.7 (18607)	20.07	19.73	19.93
	3RB-Low (0)	1909.3 (19193)	19.91	19.85	19.75
		1880 (18900)	20.02	20.04	20.05
		1850.7 (18607)	20.02	19.98	20.00
	6RB (0)	1909.3 (19193)	19.89	19.64	19.69
		1880 (18900)	20.04	19.97	20.11
		1850.7 (18607)	20.15	19.84	20.08
3MHz	1RB-High (14)	1908.5 (19185)	20.04	19.88	19.75
		1880 (18900)	20.07	20.13	20.10
		1851.5 (18615)	19.98	20.08	20.15
	1RB-Middle (7)	1908.5 (19185)	19.96	20.12	19.92
		1880 (18900)	20.00	20.11	19.73
		1851.5 (18615)	19.91	20.10	20.16
	1RB-Low (0)	1908.5 (19185)	20.03	20.08	19.99
		1880 (18900)	20.20	20.17	20.16
		1851.5 (18615)	20.13	20.17	20.20
	8RB-High (7)	1908.5 (19185)	20.00	19.78	19.87
		1880 (18900)	20.16	19.81	19.94
		1851.5 (18615)	20.04	19.93	19.99
	8RB-Middle (4)	1908.5 (19185)	20.03	19.83	19.90
		1880 (18900)	20.21	20.07	20.09
		1851.5 (18615)	20.14	20.03	20.03
	8RB-Low (0)	1908.5 (19185)	20.12	19.94	19.98
		1880 (18900)	20.23	20.08	20.10
		1851.5 (18615)	20.19	20.09	20.15
	15RB (0)	1908.5 (19185)	19.96	19.78	19.83
		1880 (18900)	20.20	19.93	20.06
		1851.5 (18615)	20.12	19.98	19.87

5MHz	1RB-High (24)	1907.5 (19175)	20.02	19.78	19.90
		1880 (18900)	20.11	20.19	20.10
		1852.5 (18625)	19.93	20.08	19.96
	1RB-Middle (12)	1907.5 (19175)	19.87	19.83	19.54
		1880 (18900)	20.00	19.94	19.68
		1852.5 (18625)	19.94	20.11	19.95
	1RB-Low (0)	1907.5 (19175)	20.19	20.18	20.22
		1880 (18900)	20.07	20.17	20.22
		1852.5 (18625)	20.12	20.13	20.25
	12RB-High (13)	1907.5 (19175)	19.90	19.79	19.69
		1880 (18900)	20.08	19.88	20.00
		1852.5 (18625)	19.99	19.95	19.81
	12RB-Middle (6)	1907.5 (19175)	20.10	19.88	19.86
		1880 (18900)	20.20	20.04	20.03
		1852.5 (18625)	20.16	20.01	20.00
	12RB-Low (0)	1907.5 (19175)	20.05	19.85	19.81
		1880 (18900)	20.22	19.85	19.93
		1852.5 (18625)	20.13	20.07	19.99
	25RB (0)	1907.5 (19175)	19.98	19.81	19.81
		1880 (18900)	20.24	19.96	19.98
		1852.5 (18625)	20.17	19.92	19.99
10MHz	1RB-High (49)	1905 (19150)	19.88	19.95	20.29
		1880 (18900)	20.11	20.02	20.33
		1855 (18650)	19.84	19.83	20.04
	1RB-Middle (24)	1905 (19150)	20.11	20.17	20.07
		1880 (18900)	20.08	20.04	20.04
		1855 (18650)	19.98	19.97	19.83
	1RB-Low (0)	1905 (19150)	20.15	20.06	20.08
		1880 (18900)	20.11	20.14	20.26
		1855 (18650)	20.21	20.30	20.11
	25RB-High (25)	1905 (19150)	20.07	19.84	19.88
		1880 (18900)	20.16	20.02	20.03
		1855 (18650)	19.94	19.73	19.80
	25RB-Middle (12)	1905 (19150)	20.14	19.94	20.01
		1880 (18900)	20.26	20.10	20.04
		1855 (18650)	20.03	19.89	19.89
	25RB-Low (0)	1905 (19150)	20.12	20.02	19.97
		1880 (18900)	20.27	20.04	20.06
		1855 (18650)	20.10	19.85	20.03
	50RB (0)	1905 (19150)	20.14	20.00	19.94
		1880 (18900)	20.21	20.06	20.09
		1855 (18650)	20.08	19.82	19.93

15MHz	1RB-High (74)	1902.5 (19125)	19.78	19.86	19.75
		1880 (18900)	20.05	20.06	19.96
		1857.5 (18675)	19.77	19.71	19.76
	1RB-Middle (37)	1902.5 (19125)	20.04	20.05	19.93
		1880 (18900)	19.97	20.01	19.84
		1857.5 (18675)	19.67	19.72	19.73
	1RB-Low (0)	1902.5 (19125)	20.05	20.05	19.85
		1880 (18900)	19.82	19.80	19.57
		1857.5 (18675)	20.01	20.12	20.08
	36RB-High (38)	1902.5 (19125)	19.99	19.72	19.72
		1880 (18900)	20.12	19.83	19.96
		1857.5 (18675)	19.92	19.71	19.70
	36RB-Middle (19)	1902.5 (19125)	20.00	19.73	19.79
		1880 (18900)	20.14	19.94	19.90
		1857.5 (18675)	19.90	19.69	19.66
	36RB-Low (0)	1902.5 (19125)	20.03	19.85	19.80
		1880 (18900)	20.04	19.89	19.75
		1857.5 (18675)	20.01	19.72	19.69
	75RB (0)	1902.5 (19125)	20.01	19.78	19.66
		1880 (18900)	20.15	19.84	19.83
		1857.5 (18675)	20.02	19.72	19.71
20MHz	1RB-High (99)	1900 (19100)	19.55	19.79	19.84
		1880 (18900)	19.99	20.26	20.44
		1860 (18700)	19.42	19.60	19.86
	1RB-Middle (50)	1900 (19100)	19.65	20.02	20.15
		1880 (18900)	19.59	19.88	20.13
		1860 (18700)	19.63	20.02	20.08
	1RB-Low (0)	1900 (19100)	19.94	20.13	20.19
		1880 (18900)	19.49	19.72	20.02
		1860 (18700)	19.74	20.04	20.06
	50RB-High (50)	1900 (19100)	19.69	19.74	19.64
		1880 (18900)	19.90	19.91	19.99
		1860 (18700)	19.81	19.76	19.77
	50RB-Middle (25)	1900 (19100)	19.86	19.82	19.93
		1880 (18900)	19.85	19.85	19.92
		1860 (18700)	19.85	19.85	19.85
	50RB-Low (0)	1900 (19100)	19.93	19.86	19.95
		1880 (18900)	19.76	19.74	19.76
		1860 (18700)	19.81	19.78	19.85
	100RB (0)	1900 (19100)	19.84	19.90	19.80
		1880 (18900)	19.87	19.91	19.85
		1860 (18700)	19.76	19.72	19.76

LTE Band2(ANT2 DSI 3)

BANDWIDTH	Number of RBs	Frequency	QPSK	16QAM	64QAM
1.4MHz	1RB-High (5)	1909.3 (19193)	21.20	21.45	21.43
		1880 (18900)	21.20	21.30	21.38
		1850.7 (18607)	21.17	21.43	21.37
	1RB-Middle (3)	1909.3 (19193)	21.36	21.24	21.48
		1880 (18900)	21.50	21.47	21.48
		1850.7 (18607)	21.46	21.41	21.34
	1RB-Low (0)	1909.3 (19193)	21.33	21.45	21.22
		1880 (18900)	21.30	21.24	21.48
		1850.7 (18607)	21.09	21.38	21.22
	3RB-High (3)	1909.3 (19193)	21.20	21.34	21.30
		1880 (18900)	21.16	21.21	21.32
		1850.7 (18607)	21.09	21.06	21.29
	3RB-Middle (1)	1909.3 (19193)	21.30	21.16	21.31
		1880 (18900)	21.28	21.34	21.14
		1850.7 (18607)	21.23	21.32	20.95
	3RB-Low (0)	1909.3 (19193)	21.34	21.33	21.33
		1880 (18900)	21.20	21.37	21.30
		1850.7 (18607)	21.16	21.24	21.23
	6RB (0)	1909.3 (19193)	21.37	21.10	20.37
		1880 (18900)	21.19	21.14	20.21
		1850.7 (18607)	21.14	21.03	20.32
3MHz	1RB-High (14)	1908.5 (19185)	21.30	21.35	21.37
		1880 (18900)	21.24	21.25	21.23
		1851.5 (18615)	21.14	21.47	21.38
	1RB-Middle (7)	1908.5 (19185)	21.17	21.38	21.30
		1880 (18900)	21.17	21.48	21.33
		1851.5 (18615)	21.05	21.21	21.28
	1RB-Low (0)	1908.5 (19185)	21.36	21.29	21.39
		1880 (18900)	21.43	21.39	21.46
		1851.5 (18615)	21.27	21.26	21.26
	8RB-High (7)	1908.5 (19185)	21.32	21.29	20.27
		1880 (18900)	21.26	20.96	20.20
		1851.5 (18615)	21.17	21.13	20.21
	8RB-Middle (4)	1908.5 (19185)	21.36	21.15	20.35
		1880 (18900)	21.36	21.19	20.18
		1851.5 (18615)	21.23	21.15	20.15
	8RB-Low (0)	1908.5 (19185)	21.41	21.22	20.34
		1880 (18900)	21.35	21.26	20.40
		1851.5 (18615)	21.27	21.18	20.30
	15RB (0)	1908.5 (19185)	21.32	21.10	20.23
		1880 (18900)	21.32	21.11	20.15
		1851.5 (18615)	21.21	21.14	20.13

5MHz	1RB-High (24)	1907.5 (19175)	21.37	21.29	21.21	
		1880 (18900)	21.41	21.28	21.44	
		1852.5 (18625)	21.13	21.35	21.36	
	1RB-Middle (12)	1907.5 (19175)	21.17	21.18	21.46	
		1880 (18900)	21.22	21.43	21.17	
		1852.5 (18625)	21.03	21.21	21.46	
	1RB-Low (0)	1907.5 (19175)	21.27	21.31	21.43	
		1880 (18900)	21.37	21.24	21.38	
		1852.5 (18625)	21.17	21.49	21.39	
	12RB-High (13)	1907.5 (19175)	21.26	21.09	20.30	
		1880 (18900)	21.30	21.18	20.13	
		1852.5 (18625)	21.15	21.03	20.06	
	12RB-Middle (6)	1907.5 (19175)	21.33	21.17	20.20	
		1880 (18900)	21.34	21.25	20.28	
		1852.5 (18625)	21.34	21.20	20.20	
	12RB-Low (0)	1907.5 (19175)	21.29	21.11	20.25	
		1880 (18900)	21.30	21.19	20.33	
		1852.5 (18625)	21.31	21.19	20.22	
	25RB (0)	1907.5 (19175)	21.27	21.12	20.19	
		1880 (18900)	21.38	21.09	20.27	
		1852.5 (18625)	21.30	21.18	20.29	
	10MHz	1RB-High (49)	1905 (19150)	21.37	21.37	21.46
			1880 (18900)	21.43	21.30	21.22
			1855 (18650)	21.21	21.31	21.28
1RB-Middle (24)		1905 (19150)	21.30	21.40	21.44	
		1880 (18900)	21.39	21.26	21.48	
		1855 (18650)	21.15	21.34	21.30	
1RB-Low (0)		1905 (19150)	21.25	21.44	21.22	
		1880 (18900)	21.36	21.28	21.35	
		1855 (18650)	21.25	21.50	21.47	
25RB-High (25)		1905 (19150)	21.26	21.06	20.25	
		1880 (18900)	21.36	21.14	20.32	
		1855 (18650)	21.27	21.17	20.30	
25RB-Middle (12)		1905 (19150)	21.33	21.03	20.25	
		1880 (18900)	21.28	21.16	20.32	
		1855 (18650)	21.40	21.10	20.27	
25RB-Low (0)		1905 (19150)	21.19	21.13	20.28	
		1880 (18900)	21.40	21.21	20.25	
		1855 (18650)	21.31	21.21	20.27	
50RB (0)		1905 (19150)	21.33	21.10	20.20	
		1880 (18900)	21.29	21.10	20.22	
		1855 (18650)	21.30	21.11	20.23	

15MHz	1RB-High (74)	1902.5 (19125)	21.21	21.21	21.39
		1880 (18900)	21.22	21.34	21.41
		1857.5 (18675)	21.01	21.33	21.41
	1RB-Middle (37)	1902.5 (19125)	21.01	21.28	21.30
		1880 (18900)	21.16	21.25	21.33
		1857.5 (18675)	20.94	21.28	21.17
	1RB-Low (0)	1902.5 (19125)	21.13	21.22	21.32
		1880 (18900)	20.96	21.25	21.18
		1857.5 (18675)	21.14	21.40	21.30
	36RB-High (38)	1902.5 (19125)	21.10	20.89	20.45
		1880 (18900)	21.27	21.11	20.04
		1857.5 (18675)	21.25	20.99	20.29
	36RB-Middle (19)	1902.5 (19125)	21.13	20.94	20.14
		1880 (18900)	21.29	20.98	20.07
		1857.5 (18675)	21.22	20.97	20.14
	36RB-Low (0)	1902.5 (19125)	21.30	21.02	20.21
		1880 (18900)	21.21	21.08	20.07
		1857.5 (18675)	21.08	20.86	20.17
	75RB (0)	1902.5 (19125)	21.24	20.94	20.06
		1880 (18900)	21.20	21.06	20.12
		1857.5 (18675)	21.18	21.02	20.13
20MHz	1RB-High (99)	1900 (19100)	20.89	21.24	21.07
		1880 (18900)	21.23	21.59	21.32
		1860 (18700)	20.75	21.10	20.89
	1RB-Middle (50)	1900 (19100)	20.92	21.23	20.93
		1880 (18900)	21.04	21.34	20.97
		1860 (18700)	20.95	21.32	21.30
	1RB-Low (0)	1900 (19100)	21.19	21.62	21.25
		1880 (18900)	20.70	21.03	20.94
		1860 (18700)	21.10	21.22	20.92
	50RB-High (50)	1900 (19100)	21.05	20.81	19.78
		1880 (18900)	21.28	20.99	20.01
		1860 (18700)	21.04	20.90	19.91
	50RB-Middle (25)	1900 (19100)	21.01	20.85	19.89
		1880 (18900)	21.09	20.94	19.97
		1860 (18700)	21.12	20.98	20.07
	50RB-Low (0)	1900 (19100)	21.18	20.94	20.10
		1880 (18900)	20.94	20.81	19.89
		1860 (18700)	21.17	20.90	19.99
	100RB (0)	1900 (19100)	21.15	20.95	19.89
		1880 (18900)	21.05	20.96	19.95
		1860 (18700)	21.09	20.96	19.97

LTE Band2(ANT2 DSI 8)

BANDWIDTH	Number of RBs	Frequency	QPSK	16QAM	64QAM
1.4MHz	1RB-High (5)	1909.3 (19193)	16.81	16.72	16.97
		1880 (18900)	16.78	16.68	16.99
		1850.7 (18607)	16.66	16.96	16.70
	1RB-Middle (3)	1909.3 (19193)	17.15	16.73	16.77
		1880 (18900)	17.05	16.79	16.80
		1850.7 (18607)	16.86	16.64	16.76
	1RB-Low (0)	1909.3 (19193)	16.86	16.84	16.64
		1880 (18900)	16.81	16.84	16.67
		1850.7 (18607)	16.68	16.66	16.93
	3RB-High (3)	1909.3 (19193)	16.79	16.74	16.96
		1880 (18900)	16.79	16.80	16.96
		1850.7 (18607)	16.65	16.76	16.74
	3RB-Middle (1)	1909.3 (19193)	16.92	16.61	16.64
		1880 (18900)	16.89	16.85	17.00
		1850.7 (18607)	16.73	16.80	16.83
	3RB-Low (0)	1909.3 (19193)	16.82	16.64	16.65
		1880 (18900)	16.84	16.73	16.99
		1850.7 (18607)	16.76	16.64	16.85
	6RB (0)	1909.3 (19193)	16.96	17.00	16.94
		1880 (18900)	16.80	16.78	16.91
		1850.7 (18607)	16.77	16.75	16.88
3MHz	1RB-High (14)	1908.5 (19185)	16.86	16.83	16.68
		1880 (18900)	16.94	16.75	16.71
		1851.5 (18615)	16.74	16.62	16.96
	1RB-Middle (7)	1908.5 (19185)	16.79	17.00	16.85
		1880 (18900)	16.81	17.01	16.86
		1851.5 (18615)	16.64	16.77	16.88
	1RB-Low (0)	1908.5 (19185)	16.95	16.84	16.68
		1880 (18900)	16.98	16.90	16.73
		1851.5 (18615)	16.83	16.77	16.64
	8RB-High (7)	1908.5 (19185)	16.93	16.95	16.63
		1880 (18900)	16.96	16.89	16.99
		1851.5 (18615)	16.78	16.74	16.86
	8RB-Middle (4)	1908.5 (19185)	17.05	16.99	16.97
		1880 (18900)	16.96	16.68	16.83
		1851.5 (18615)	16.79	16.89	16.85
	8RB-Low (0)	1908.5 (19185)	17.01	16.61	16.65
		1880 (18900)	17.01	16.64	16.65
		1851.5 (18615)	16.87	16.95	16.96
	15RB (0)	1908.5 (19185)	16.94	16.92	16.94
		1880 (18900)	16.94	16.95	16.86
		1851.5 (18615)	16.79	16.90	16.85

5MHz	1RB-High (24)	1907.5 (19175)	16.88	16.80	16.81	
		1880 (18900)	16.97	16.77	16.63	
		1852.5 (18625)	16.68	16.93	16.99	
	1RB-Middle (12)	1907.5 (19175)	16.83	16.64	16.71	
		1880 (18900)	16.76	16.88	17.06	
		1852.5 (18625)	16.75	16.89	16.61	
	1RB-Low (0)	1907.5 (19175)	16.92	16.86	16.78	
		1880 (18900)	16.97	16.97	16.68	
		1852.5 (18625)	16.66	16.98	16.89	
	12RB-High (13)	1907.5 (19175)	16.96	16.76	16.85	
		1880 (18900)	16.83	17.00	16.97	
		1852.5 (18625)	16.82	16.83	16.75	
	12RB-Middle (6)	1907.5 (19175)	16.98	16.98	16.83	
		1880 (18900)	17.02	16.69	16.65	
		1852.5 (18625)	16.90	16.91	16.90	
	12RB-Low (0)	1907.5 (19175)	16.94	16.98	16.93	
		1880 (18900)	16.98	16.66	16.63	
		1852.5 (18625)	16.94	16.95	16.85	
	25RB (0)	1907.5 (19175)	16.95	16.94	16.64	
		1880 (18900)	16.96	16.64	16.92	
		1852.5 (18625)	16.91	16.92	16.82	
	10MHz	1RB-High (49)	1905 (19150)	16.92	16.87	16.77
			1880 (18900)	16.90	16.76	17.00
			1855 (18650)	16.81	16.96	16.75
1RB-Middle (24)		1905 (19150)	17.03	16.74	16.76	
		1880 (18900)	17.02	16.74	16.94	
		1855 (18650)	16.68	16.64	16.92	
1RB-Low (0)		1905 (19150)	16.98	16.79	16.86	
		1880 (18900)	16.92	16.80	16.73	
		1855 (18650)	16.81	16.64	16.99	
25RB-High (25)		1905 (19150)	16.97	16.98	16.96	
		1880 (18900)	17.04	16.93	16.65	
		1855 (18650)	16.92	16.77	16.87	
25RB-Middle (12)		1905 (19150)	17.01	16.90	16.95	
		1880 (18900)	17.11	16.66	16.61	
		1855 (18650)	16.95	16.89	16.91	
25RB-Low (0)		1905 (19150)	16.97	16.98	16.95	
		1880 (18900)	16.95	16.72	16.96	
		1855 (18650)	16.90	16.84	16.96	
50RB (0)		1905 (19150)	16.91	16.94	16.88	
		1880 (18900)	16.99	16.96	16.90	
		1855 (18650)	16.87	16.86	16.80	

15MHz	1RB-High (74)	1902.5 (19125)	16.92	16.79	16.67	
		1880 (18900)	16.92	16.72	16.62	
		1857.5 (18675)	16.82	16.74	16.89	
	1RB-Middle (37)	1902.5 (19125)	16.77	16.87	16.92	
		1880 (18900)	16.90	16.71	16.66	
		1857.5 (18675)	16.82	16.76	16.72	
	1RB-Low (0)	1902.5 (19125)	16.78	16.97	16.63	
		1880 (18900)	16.60	16.76	16.61	
		1857.5 (18675)	16.72	16.64	16.86	
	36RB-High (38)	1902.5 (19125)	16.91	16.94	16.85	
		1880 (18900)	17.06	16.95	16.88	
		1857.5 (18675)	16.92	16.89	16.84	
	36RB-Middle (19)	1902.5 (19125)	16.82	16.82	16.86	
		1880 (18900)	16.98	16.98	16.78	
		1857.5 (18675)	16.91	16.89	16.83	
	36RB-Low (0)	1902.5 (19125)	16.92	16.82	16.79	
		1880 (18900)	16.93	16.95	16.77	
		1857.5 (18675)	16.84	16.73	16.67	
	75RB (0)	1902.5 (19125)	16.89	16.85	16.86	
		1880 (18900)	16.93	16.85	16.88	
		1857.5 (18675)	16.96	16.81	16.78	
	20MHz	1RB-High (99)	1900 (19100)	16.65	16.83	16.72
			1880 (18900)	16.67	17.12	17.04
			1860 (18700)	16.37	16.83	16.90
		1RB-Middle (50)	1900 (19100)	16.41	16.92	17.01
			1880 (18900)	16.61	16.87	16.97
			1860 (18700)	16.60	16.88	17.02
1RB-Low (0)		1900 (19100)	16.73	17.00	17.08	
		1880 (18900)	16.17	16.60	16.86	
		1860 (18700)	16.62	16.84	16.97	
50RB-High (50)		1900 (19100)	16.60	16.59	16.71	
		1880 (18900)	16.71	16.76	16.82	
		1860 (18700)	16.67	16.64	16.70	
50RB-Middle (25)		1900 (19100)	16.64	16.54	16.66	
		1880 (18900)	16.62	16.67	16.68	
		1860 (18700)	16.75	16.71	16.74	
50RB-Low (0)		1900 (19100)	16.68	16.68	16.80	
		1880 (18900)	16.56	16.63	16.65	
		1860 (18700)	16.69	16.64	16.73	
100RB (0)		1900 (19100)	16.61	16.66	16.59	
		1880 (18900)	16.64	16.64	16.67	
		1860 (18700)	16.73	16.66	16.73	

LTE Band2(ANT2 DSI 13)

BANDWIDTH	Number of RBs	Frequency	QPSK	16QAM	64QAM
1.4MHz	1RB-High (5)	1909.3 (19193)	16.34	16.50	16.53
		1880 (18900)	16.38	16.55	16.41
		1850.7 (18607)	16.12	16.40	16.52
	1RB-Middle (3)	1909.3 (19193)	16.69	16.61	16.44
		1880 (18900)	16.41	16.65	16.43
		1850.7 (18607)	16.43	16.61	16.48
	1RB-Low (0)	1909.3 (19193)	16.37	16.34	16.58
		1880 (18900)	16.32	16.55	16.45
		1850.7 (18607)	16.24	16.52	16.60
	3RB-High (3)	1909.3 (19193)	16.29	16.25	16.42
		1880 (18900)	16.39	16.38	16.48
		1850.7 (18607)	16.24	16.20	16.26
	3RB-Middle (1)	1909.3 (19193)	16.50	16.51	16.53
		1880 (18900)	16.49	16.14	16.54
		1850.7 (18607)	16.25	16.24	16.33
	3RB-Low (0)	1909.3 (19193)	16.33	16.60	16.51
		1880 (18900)	16.45	16.49	16.46
		1850.7 (18607)	16.20	16.28	16.34
	6RB (0)	1909.3 (19193)	16.37	16.34	16.55
		1880 (18900)	16.40	16.44	16.40
		1850.7 (18607)	16.22	16.28	16.25
3MHz	1RB-High (14)	1908.5 (19185)	16.42	16.32	16.58
		1880 (18900)	16.39	16.58	16.66
		1851.5 (18615)	16.17	16.47	16.42
	1RB-Middle (7)	1908.5 (19185)	16.26	16.58	16.49
		1880 (18900)	16.36	16.63	16.52
		1851.5 (18615)	16.12	16.60	16.44
	1RB-Low (0)	1908.5 (19185)	16.40	16.58	16.56
		1880 (18900)	16.53	16.48	16.68
		1851.5 (18615)	16.35	16.33	16.53
	8RB-High (7)	1908.5 (19185)	16.44	16.47	16.49
		1880 (18900)	16.45	16.44	16.46
		1851.5 (18615)	16.21	16.31	16.27
	8RB-Middle (4)	1908.5 (19185)	16.53	16.50	16.46
		1880 (18900)	16.50	16.50	16.35
		1851.5 (18615)	16.37	16.34	16.34
	8RB-Low (0)	1908.5 (19185)	16.48	16.48	16.63
		1880 (18900)	16.55	16.55	16.62
		1851.5 (18615)	16.33	16.44	16.45
	15RB (0)	1908.5 (19185)	16.50	16.36	16.43
		1880 (18900)	16.40	16.42	16.50
		1851.5 (18615)	16.35	16.39	16.37

5MHz	1RB-High (24)	1907.5 (19175)	16.38	16.70	16.51	
		1880 (18900)	16.39	16.32	16.36	
		1852.5 (18625)	16.29	16.54	16.51	
	1RB-Middle (12)	1907.5 (19175)	16.23	16.63	16.70	
		1880 (18900)	16.38	16.54	16.22	
		1852.5 (18625)	16.23	16.45	16.41	
	1RB-Low (0)	1907.5 (19175)	16.39	16.68	16.54	
		1880 (18900)	16.45	16.64	16.63	
		1852.5 (18625)	16.26	16.47	16.52	
	12RB-High (13)	1907.5 (19175)	16.40	16.25	16.44	
		1880 (18900)	16.43	16.44	16.43	
		1852.5 (18625)	16.29	16.38	16.26	
	12RB-Middle (6)	1907.5 (19175)	16.46	16.37	16.36	
		1880 (18900)	16.43	16.51	16.51	
		1852.5 (18625)	16.38	16.40	16.39	
	12RB-Low (0)	1907.5 (19175)	16.43	16.29	16.37	
		1880 (18900)	16.48	16.47	16.44	
		1852.5 (18625)	16.41	16.37	16.34	
	25RB (0)	1907.5 (19175)	16.41	16.46	16.46	
		1880 (18900)	16.46	16.43	16.45	
		1852.5 (18625)	16.41	16.40	16.42	
	10MHz	1RB-High (49)	1905 (19150)	16.44	16.68	16.32
			1880 (18900)	16.48	16.59	16.35
			1855 (18650)	16.33	16.47	16.53
1RB-Middle (24)		1905 (19150)	16.37	16.66	16.58	
		1880 (18900)	16.57	16.37	16.68	
		1855 (18650)	16.26	16.52	16.42	
1RB-Low (0)		1905 (19150)	16.33	16.70	16.46	
		1880 (18900)	16.38	16.68	16.52	
		1855 (18650)	16.34	16.57	16.31	
25RB-High (25)		1905 (19150)	16.43	16.40	16.33	
		1880 (18900)	16.49	16.51	16.42	
		1855 (18650)	16.38	16.35	16.37	
25RB-Middle (12)		1905 (19150)	16.47	16.41	16.44	
		1880 (18900)	16.47	16.48	16.54	
		1855 (18650)	16.43	16.39	16.37	
25RB-Low (0)		1905 (19150)	16.47	16.43	16.36	
		1880 (18900)	16.43	16.53	16.54	
		1855 (18650)	16.39	16.40	16.30	
50RB (0)		1905 (19150)	16.38	16.41	16.47	
		1880 (18900)	16.44	16.49	16.49	
		1855 (18650)	16.35	16.32	16.27	

15MHz	1RB-High (74)	1902.5 (19125)	16.19	16.58	16.47	
		1880 (18900)	16.30	16.65	16.46	
		1857.5 (18675)	16.06	16.54	16.29	
	1RB-Middle (37)	1902.5 (19125)	16.06	16.38	16.39	
		1880 (18900)	16.34	16.54	16.45	
		1857.5 (18675)	16.11	16.41	16.27	
	1RB-Low (0)	1902.5 (19125)	16.22	16.51	16.40	
		1880 (18900)	15.98	16.35	16.13	
		1857.5 (18675)	16.25	16.36	16.36	
	36RB-High (38)	1902.5 (19125)	16.25	16.27	16.31	
		1880 (18900)	16.37	16.39	16.35	
		1857.5 (18675)	16.33	16.28	16.31	
	36RB-Middle (19)	1902.5 (19125)	16.26	16.27	16.21	
		1880 (18900)	16.35	16.32	16.35	
		1857.5 (18675)	16.30	16.27	16.30	
	36RB-Low (0)	1902.5 (19125)	16.17	16.20	16.20	
		1880 (18900)	16.40	16.37	16.30	
		1857.5 (18675)	16.23	16.13	16.14	
	75RB (0)	1902.5 (19125)	16.30	16.20	16.24	
		1880 (18900)	16.34	16.34	16.24	
		1857.5 (18675)	16.35	16.30	16.25	
	20MHz	1RB-High (99)	1900 (19100)	16.04	16.48	16.23
			1880 (18900)	16.26	16.54	16.61
			1860 (18700)	15.79	16.20	15.88
1RB-Middle (50)		1900 (19100)	16.01	16.29	16.28	
		1880 (18900)	16.11	16.41	16.50	
		1860 (18700)	16.04	16.37	16.26	
1RB-Low (0)		1900 (19100)	16.25	16.51	16.60	
		1880 (18900)	15.80	16.18	16.23	
		1860 (18700)	15.99	16.27	16.46	
50RB-High (50)		1900 (19100)	16.07	16.12	16.13	
		1880 (18900)	16.32	16.26	16.34	
		1860 (18700)	16.28	16.20	16.26	
50RB-Middle (25)		1900 (19100)	16.19	16.04	16.18	
		1880 (18900)	16.14	16.16	16.23	
		1860 (18700)	16.23	16.17	16.27	
50RB-Low (0)		1900 (19100)	16.21	16.22	16.25	
		1880 (18900)	16.10	16.19	16.19	
		1860 (18700)	16.15	16.20	16.28	
100RB (0)		1900 (19100)	16.25	16.17	16.16	
		1880 (18900)	16.25	16.16	16.13	
		1860 (18700)	16.21	16.23	16.12	

LTE Band4(ANT0 DSI 3)

BANDWIDTH	Number of RBs	Frequency	QPSK	16QAM	64QAM
1.4MHz	1RB-High (5)	1754.3 (20393)	22.26	22.55	21.69
		1732.5 (20175)	22.15	22.25	21.51
		1710.7 (19957)	21.76	21.96	21.08
	1RB-Middle (3)	1754.3 (20393)	22.49	22.48	21.74
		1732.5 (20175)	22.55	22.41	21.56
		1710.7 (19957)	21.78	22.00	21.14
	1RB-Low (0)	1754.3 (20393)	22.21	22.51	21.56
		1732.5 (20175)	22.18	22.37	21.50
		1710.7 (19957)	21.78	22.04	21.12
	3RB-High (3)	1754.3 (20393)	22.18	22.24	21.58
		1732.5 (20175)	22.18	22.20	21.55
		1710.7 (19957)	21.82	21.95	21.08
	3RB-Middle (1)	1754.3 (20393)	22.23	22.31	21.59
		1732.5 (20175)	22.28	22.16	21.52
		1710.7 (19957)	21.83	21.91	21.08
	3RB-Low (0)	1754.3 (20393)	22.25	22.26	21.50
		1732.5 (20175)	22.25	22.29	21.52
		1710.7 (19957)	21.85	21.93	21.08
	6RB (0)	1754.3 (20393)	22.20	21.83	21.21
		1732.5 (20175)	22.29	21.85	21.00
		1710.7 (19957)	21.95	21.61	20.46
3MHz	1RB-High (14)	1753.5 (20385)	22.50	22.55	21.72
		1732.5 (20175)	22.38	22.58	21.67
		1711.5 (19965)	22.05	22.34	21.25
	1RB-Middle (7)	1753.5 (20385)	22.18	22.52	21.43
		1732.5 (20175)	22.30	22.24	21.46
		1711.5 (19965)	21.88	22.46	21.09
	1RB-Low (0)	1753.5 (20385)	22.19	22.44	21.45
		1732.5 (20175)	22.33	22.58	21.63
		1711.5 (19965)	21.90	21.90	21.18
	8RB-High (7)	1753.5 (20385)	22.48	21.86	21.10
		1732.5 (20175)	22.35	21.91	21.15
		1711.5 (19965)	22.14	21.55	20.73
	8RB-Middle (4)	1753.5 (20385)	22.45	21.99	21.00
		1732.5 (20175)	22.43	21.99	20.97
		1711.5 (19965)	22.07	21.58	20.61
	8RB-Low (0)	1753.5 (20385)	22.27	21.72	20.94
		1732.5 (20175)	22.33	21.85	21.01
		1711.5 (19965)	22.07	21.55	20.71
	15RB (0)	1753.5 (20385)	22.38	21.83	20.94
		1732.5 (20175)	22.48	21.93	21.10
		1711.5 (19965)	22.04	21.58	20.68

5MHz	1RB-High (24)	1752.5 (20375)	22.49	22.63	21.84	
		1732.5 (20175)	22.46	22.61	21.76	
		1712.5 (19975)	22.21	22.58	21.56	
	1RB-Middle (12)	1752.5 (20375)	22.14	22.55	21.31	
		1732.5 (20175)	22.28	22.58	21.59	
		1712.5 (19975)	22.00	22.61	21.08	
	1RB-Low (0)	1752.5 (20375)	22.21	22.46	21.50	
		1732.5 (20175)	22.61	22.55	21.71	
		1712.5 (19975)	22.01	22.37	21.17	
	12RB-High (13)	1752.5 (20375)	22.47	21.93	21.04	
		1732.5 (20175)	22.45	21.76	21.06	
		1712.5 (19975)	22.20	21.74	20.87	
	12RB-Middle (6)	1752.5 (20375)	22.29	21.85	20.87	
		1732.5 (20175)	22.46	21.93	21.04	
		1712.5 (19975)	22.23	21.58	20.81	
	12RB-Low (0)	1752.5 (20375)	22.18	21.74	20.85	
		1732.5 (20175)	22.40	21.84	21.05	
		1712.5 (19975)	22.10	21.42	20.71	
	25RB (0)	1752.5 (20375)	22.31	21.83	20.86	
		1732.5 (20175)	22.47	22.04	21.07	
		1712.5 (19975)	22.13	21.61	20.86	
	10MHz	1RB-High (49)	1750 (20350)	22.47	22.59	21.81
			1732.5 (20175)	22.28	22.56	21.62
			1715 (20000)	22.21	22.60	21.65
1RB-Middle (24)		1750 (20350)	22.25	22.58	21.45	
		1732.5 (20175)	22.51	22.50	21.77	
		1715 (20000)	22.30	22.41	21.48	
1RB-Low (0)		1750 (20350)	22.13	22.59	21.39	
		1732.5 (20175)	22.41	22.61	21.80	
		1715 (20000)	22.01	22.55	21.35	
25RB-High (25)		1750 (20350)	22.38	21.87	20.99	
		1732.5 (20175)	22.36	22.07	21.10	
		1715 (20000)	22.25	21.90	20.92	
25RB-Middle (12)		1750 (20350)	22.31	21.86	20.98	
		1732.5 (20175)	22.53	22.16	21.16	
		1715 (20000)	22.32	21.80	20.92	
25RB-Low (0)		1750 (20350)	22.27	21.77	20.88	
		1732.5 (20175)	22.55	22.10	21.20	
		1715 (20000)	22.12	21.77	20.82	
50RB (0)		1750 (20350)	22.28	21.79	20.99	
		1732.5 (20175)	22.54	22.07	21.14	
		1715 (20000)	22.26	21.75	20.87	

15MHz	1RB-High (74)	1747.5 (20325)	22.39	22.55	22.01	
		1732.5 (20175)	22.16	22.59	22.10	
		1717.5 (20025)	22.23	22.45	21.82	
	1RB-Middle (37)	1747.5 (20325)	21.95	22.27	21.70	
		1732.5 (20175)	22.22	22.58	22.02	
		1717.5 (20025)	22.15	22.47	21.72	
	1RB-Low (0)	1747.5 (20325)	21.96	22.35	21.93	
		1732.5 (20175)	22.21	22.47	22.12	
		1717.5 (20025)	21.95	22.41	21.97	
	36RB-High (38)	1747.5 (20325)	22.10	21.63	20.74	
		1732.5 (20175)	22.32	21.80	20.92	
		1717.5 (20025)	22.31	21.76	20.83	
	36RB-Middle (19)	1747.5 (20325)	22.13	21.68	20.75	
		1732.5 (20175)	22.44	21.93	20.95	
		1717.5 (20025)	22.30	21.79	20.91	
	36RB-Low (0)	1747.5 (20325)	22.05	21.68	20.65	
		1732.5 (20175)	22.30	21.92	21.00	
		1717.5 (20025)	22.22	21.62	20.72	
	75RB (0)	1747.5 (20325)	22.10	21.66	20.66	
		1732.5 (20175)	22.35	21.87	20.87	
		1717.5 (20025)	22.24	21.64	20.72	
	20MHz	1RB-High (99)	1745 (20300)	22.06	22.51	21.65
			1732.5 (20175)	21.91	22.39	21.76
			1720 (20050)	22.06	22.37	21.66
		1RB-Middle (50)	1745 (20300)	21.97	22.45	21.67
			1732.5 (20175)	22.05	22.51	21.74
			1720 (20050)	21.95	22.27	21.62
1RB-Low (0)		1745 (20300)	22.14	22.63	21.91	
		1732.5 (20175)	21.90	22.28	21.69	
		1720 (20050)	21.72	22.19	21.58	
50RB-High (50)		1745 (20300)	21.99	21.48	20.54	
		1732.5 (20175)	22.16	21.76	20.77	
		1720 (20050)	22.07	21.51	20.61	
50RB-Middle (25)		1745 (20300)	22.05	21.57	20.62	
		1732.5 (20175)	22.14	21.61	20.75	
		1720 (20050)	22.03	21.61	20.66	
50RB-Low (0)		1745 (20300)	22.05	21.60	20.76	
		1732.5 (20175)	22.10	21.58	20.65	
		1720 (20050)	22.03	21.58	20.61	
100RB (0)		1745 (20300)	22.07	21.54	20.52	
		1732.5 (20175)	22.15	21.65	20.66	
		1720 (20050)	22.06	21.58	20.58	

LTE Band4 (ANT0 DSI 8)

BANDWIDTH	Number of RBs	Frequency	QPSK	16QAM	64QAM
1.4MHz	1RB-High (5)	1754.3 (20393)	23.71	22.96	21.92
		1732.5 (20175)	23.68	22.89	21.92
		1710.7 (19957)	23.17	22.52	21.41
	1RB-Middle (3)	1754.3 (20393)	23.87	22.95	22.05
		1732.5 (20175)	23.60	23.01	22.07
		1710.7 (19957)	23.29	22.49	21.37
	1RB-Low (0)	1754.3 (20393)	23.64	22.89	21.85
		1732.5 (20175)	23.77	22.86	21.82
		1710.7 (19957)	23.36	22.47	21.65
	3RB-High (3)	1754.3 (20393)	23.73	22.84	21.80
		1732.5 (20175)	23.56	22.77	21.87
		1710.7 (19957)	23.22	22.40	21.45
	3RB-Middle (1)	1754.3 (20393)	23.78	22.81	21.88
		1732.5 (20175)	23.76	22.92	21.91
		1710.7 (19957)	23.27	22.37	21.42
	3RB-Low (0)	1754.3 (20393)	23.66	22.77	21.89
		1732.5 (20175)	23.71	22.72	21.92
		1710.7 (19957)	23.23	22.45	21.54
	6RB (0)	1754.3 (20393)	22.83	21.94	20.77
		1732.5 (20175)	22.82	21.93	20.79
		1710.7 (19957)	22.32	21.49	20.33
3MHz	1RB-High (14)	1753.5 (20385)	23.87	23.06	21.99
		1732.5 (20175)	23.65	23.14	21.92
		1711.5 (19965)	23.31	22.87	21.55
	1RB-Middle (7)	1753.5 (20385)	23.69	22.71	21.83
		1732.5 (20175)	23.83	23.34	21.89
		1711.5 (19965)	23.39	23.05	21.65
	1RB-Low (0)	1753.5 (20385)	23.42	22.83	21.76
		1732.5 (20175)	23.70	23.21	22.04
		1711.5 (19965)	23.28	22.66	21.55
	8RB-High (7)	1753.5 (20385)	22.92	21.93	20.84
		1732.5 (20175)	22.87	22.02	20.96
		1711.5 (19965)	22.50	21.59	20.72
	8RB-Middle (4)	1753.5 (20385)	22.82	21.88	20.87
		1732.5 (20175)	22.87	21.96	20.82
		1711.5 (19965)	22.55	21.58	20.47
	8RB-Low (0)	1753.5 (20385)	22.75	21.85	20.82
		1732.5 (20175)	22.81	21.90	20.94
		1711.5 (19965)	22.40	21.52	20.64
	15RB (0)	1753.5 (20385)	22.87	21.83	20.83
		1732.5 (20175)	22.93	21.90	20.91
		1711.5 (19965)	22.55	21.55	20.64

5MHz	1RB-High (24)	1752.5 (20375)	23.89	23.38	22.08	
		1732.5 (20175)	23.64	23.18	21.96	
		1712.5 (19975)	23.65	22.98	21.73	
	1RB-Middle (12)	1752.5 (20375)	23.54	22.52	21.69	
		1732.5 (20175)	23.85	22.61	21.92	
		1712.5 (19975)	23.54	23.13	21.47	
	1RB-Low (0)	1752.5 (20375)	23.55	22.85	21.61	
		1732.5 (20175)	23.90	23.21	22.00	
		1712.5 (19975)	23.28	22.87	21.37	
	12RB-High (13)	1752.5 (20375)	22.82	21.90	20.81	
		1732.5 (20175)	22.85	21.99	20.93	
		1712.5 (19975)	22.57	21.68	20.71	
	12RB-Middle (6)	1752.5 (20375)	22.72	21.77	20.71	
		1732.5 (20175)	22.88	22.03	20.92	
		1712.5 (19975)	22.54	21.73	20.65	
	12RB-Low (0)	1752.5 (20375)	22.56	21.59	20.52	
		1732.5 (20175)	22.83	21.87	20.85	
		1712.5 (19975)	22.43	21.44	20.51	
	25RB (0)	1752.5 (20375)	22.70	21.77	20.70	
		1732.5 (20175)	22.90	21.94	20.87	
		1712.5 (19975)	22.56	21.55	20.69	
	10MHz	1RB-High (49)	1750 (20350)	23.79	23.29	22.09
			1732.5 (20175)	23.62	23.21	21.80
			1715 (20000)	23.52	23.46	21.92
1RB-Middle (24)		1750 (20350)	23.37	22.64	21.69	
		1732.5 (20175)	23.78	22.90	21.83	
		1715 (20000)	23.52	22.83	21.63	
1RB-Low (0)		1750 (20350)	23.36	23.03	21.74	
		1732.5 (20175)	23.75	23.38	22.01	
		1715 (20000)	23.24	23.07	21.61	
25RB-High (25)		1750 (20350)	22.66	21.81	20.76	
		1732.5 (20175)	22.85	21.76	20.90	
		1715 (20000)	22.65	21.73	20.75	
25RB-Middle (12)		1750 (20350)	22.74	21.72	20.75	
		1732.5 (20175)	22.93	22.06	21.01	
		1715 (20000)	22.62	21.71	20.67	
25RB-Low (0)		1750 (20350)	22.55	21.60	20.57	
		1732.5 (20175)	22.85	21.98	21.00	
		1715 (20000)	22.46	21.62	20.65	
50RB (0)		1750 (20350)	22.64	21.66	20.57	
		1732.5 (20175)	22.86	21.89	20.81	
		1715 (20000)	22.60	21.71	20.65	

15MHz	1RB-High (74)	1747.5 (20325)	23.61	23.01	22.12
		1732.5 (20175)	23.39	23.17	22.10
		1717.5 (20025)	23.61	23.07	21.98
	1RB-Middle (37)	1747.5 (20325)	23.28	22.63	21.63
		1732.5 (20175)	23.52	23.17	22.17
		1717.5 (20025)	23.32	22.79	21.82
	1RB-Low (0)	1747.5 (20325)	23.32	22.76	22.01
		1732.5 (20175)	23.55	23.19	21.95
		1717.5 (20025)	23.19	22.67	21.97
	36RB-High (38)	1747.5 (20325)	22.48	20.89	20.49
		1732.5 (20175)	22.79	21.80	20.72
		1717.5 (20025)	22.64	21.68	20.68
	36RB-Middle (19)	1747.5 (20325)	22.55	20.80	20.59
		1732.5 (20175)	22.86	21.95	20.96
		1717.5 (20025)	22.66	21.74	20.74
	36RB-Low (0)	1747.5 (20325)	22.50	21.09	20.45
		1732.5 (20175)	22.83	21.83	20.93
		1717.5 (20025)	22.57	21.49	20.48
	75RB (0)	1747.5 (20325)	22.48	20.66	20.55
		1732.5 (20175)	22.78	21.82	20.80
		1717.5 (20025)	22.56	21.59	20.53
20MHz	1RB-High (99)	1745 (20300)	23.42	22.95	21.91
		1732.5 (20175)	23.31	22.92	21.57
		1720 (20050)	23.48	22.92	21.69
	1RB-Middle (50)	1745 (20300)	23.30	23.02	21.78
		1732.5 (20175)	23.45	22.95	21.82
		1720 (20050)	23.41	22.81	21.76
	1RB-Low (0)	1745 (20300)	23.54	23.02	21.92
		1732.5 (20175)	23.37	22.67	21.68
		1720 (20050)	23.19	22.63	21.79
	50RB-High (50)	1745 (20300)	22.50	21.42	20.51
		1732.5 (20175)	22.62	21.64	20.73
		1720 (20050)	22.55	21.53	20.60
	50RB-Middle (25)	1745 (20300)	22.45	21.56	20.58
		1732.5 (20175)	22.70	21.73	20.70
		1720 (20050)	22.61	21.58	20.62
	50RB-Low (0)	1745 (20300)	22.58	21.50	20.62
		1732.5 (20175)	22.60	21.61	20.58
		1720 (20050)	22.54	21.52	20.66
	100RB (0)	1745 (20300)	22.54	21.56	20.58
		1732.5 (20175)	22.63	21.64	20.62
		1720 (20050)	22.56	21.51	20.59

LTE Band4(ANT0 DSI 13)

BANDWIDTH	Number of RBs	Frequency	QPSK	16QAM	64QAM
1.4MHz	1RB-High (5)	1754.3 (20393)	20.41	20.66	20.48
		1732.5 (20175)	20.35	20.50	20.48
		1710.7 (19957)	19.93	20.14	20.09
	1RB-Middle (3)	1754.3 (20393)	20.49	20.41	20.50
		1732.5 (20175)	20.60	20.53	20.50
		1710.7 (19957)	20.35	20.20	20.12
	1RB-Low (0)	1754.3 (20393)	20.36	20.55	20.70
		1732.5 (20175)	20.41	20.57	20.48
		1710.7 (19957)	20.01	20.25	20.12
	3RB-High (3)	1754.3 (20393)	20.37	20.33	20.34
		1732.5 (20175)	20.30	20.40	20.39
		1710.7 (19957)	19.95	20.00	19.93
	3RB-Middle (1)	1754.3 (20393)	20.42	19.90	20.53
		1732.5 (20175)	20.40	20.28	20.39
		1710.7 (19957)	20.02	19.99	20.16
	3RB-Low (0)	1754.3 (20393)	20.33	20.42	20.44
		1732.5 (20175)	20.35	20.33	20.46
		1710.7 (19957)	19.98	20.09	20.04
	6RB (0)	1754.3 (20393)	20.42	20.38	20.42
		1732.5 (20175)	20.37	20.37	20.39
		1710.7 (19957)	20.01	20.07	20.03
3MHz	1RB-High (14)	1753.5 (20385)	20.37	20.64	20.68
		1732.5 (20175)	20.33	20.61	20.61
		1711.5 (19965)	20.04	20.32	20.29
	1RB-Middle (7)	1753.5 (20385)	20.18	20.51	20.16
		1732.5 (20175)	20.46	20.61	20.40
		1711.5 (19965)	19.88	20.58	19.72
	1RB-Low (0)	1753.5 (20385)	20.16	20.47	20.34
		1732.5 (20175)	20.39	20.68	20.64
		1711.5 (19965)	20.09	20.35	20.25
	8RB-High (7)	1753.5 (20385)	20.50	20.52	20.53
		1732.5 (20175)	20.43	20.53	20.53
		1711.5 (19965)	20.11	20.17	20.12
	8RB-Middle (4)	1753.5 (20385)	20.38	20.52	20.42
		1732.5 (20175)	20.48	20.53	20.49
		1711.5 (19965)	20.18	20.24	20.14
	8RB-Low (0)	1753.5 (20385)	20.33	20.36	20.34
		1732.5 (20175)	20.44	20.46	20.46
		1711.5 (19965)	20.14	20.10	20.20
	15RB (0)	1753.5 (20385)	20.35	20.35	20.27
		1732.5 (20175)	20.44	20.44	20.34
		1711.5 (19965)	20.11	20.11	20.11

5MHz	1RB-High (24)	1752.5 (20375)	20.42	20.57	20.58
		1732.5 (20175)	20.53	20.51	20.61
		1712.5 (19975)	20.37	20.54	20.48
	1RB-Middle (12)	1752.5 (20375)	20.01	20.44	20.07
		1732.5 (20175)	20.27	20.64	20.42
		1712.5 (19975)	19.94	20.56	20.11
	1RB-Low (0)	1752.5 (20375)	20.25	20.47	20.61
		1732.5 (20175)	20.62	20.69	20.68
		1712.5 (19975)	20.09	20.37	20.33
	12RB-High (13)	1752.5 (20375)	20.45	20.44	20.44
		1732.5 (20175)	20.44	20.58	20.33
		1712.5 (19975)	20.17	20.25	20.15
	12RB-Middle (6)	1752.5 (20375)	20.26	20.24	20.19
		1732.5 (20175)	20.48	20.47	20.44
		1712.5 (19975)	20.11	20.21	20.08
	12RB-Low (0)	1752.5 (20375)	20.18	20.16	20.14
		1732.5 (20175)	20.38	20.31	20.49
		1712.5 (19975)	19.99	20.09	20.09
	25RB (0)	1752.5 (20375)	20.32	20.34	20.25
		1732.5 (20175)	20.46	20.47	20.48
		1712.5 (19975)	20.13	20.22	20.13
10MHz	1RB-High (49)	1750 (20350)	20.45	20.66	20.56
		1732.5 (20175)	20.24	20.55	20.30
		1715 (20000)	20.36	20.57	20.34
	1RB-Middle (24)	1750 (20350)	20.13	20.30	20.28
		1732.5 (20175)	20.51	20.59	20.62
		1715 (20000)	20.17	20.33	20.35
	1RB-Low (0)	1750 (20350)	20.15	20.32	20.48
		1732.5 (20175)	20.33	20.69	20.42
		1715 (20000)	20.04	20.31	19.89
	25RB-High (25)	1750 (20350)	20.32	20.36	20.27
		1732.5 (20175)	20.40	20.32	20.43
		1715 (20000)	20.27	20.16	20.30
	25RB-Middle (12)	1750 (20350)	20.26	20.28	20.23
		1732.5 (20175)	20.46	20.54	20.58
		1715 (20000)	20.22	20.25	20.26
	25RB-Low (0)	1750 (20350)	20.18	20.29	20.16
		1732.5 (20175)	20.45	20.51	20.48
		1715 (20000)	20.18	20.17	20.17
	50RB (0)	1750 (20350)	20.24	20.29	20.24
		1732.5 (20175)	20.47	20.39	20.40
		1715 (20000)	20.15	20.22	20.11

15MHz	1RB-High (74)	1747.5 (20325)	20.27	20.49	20.33
		1732.5 (20175)	20.09	20.36	20.23
		1717.5 (20025)	20.08	20.54	20.28
	1RB-Middle (37)	1747.5 (20325)	19.96	20.26	20.10
		1732.5 (20175)	20.10	20.49	20.34
		1717.5 (20025)	20.01	20.36	20.25
	1RB-Low (0)	1747.5 (20325)	20.01	20.22	20.13
		1732.5 (20175)	20.21	20.39	20.39
		1717.5 (20025)	19.97	20.20	20.04
	36RB-High (38)	1747.5 (20325)	20.18	20.13	20.05
		1732.5 (20175)	20.33	20.22	20.26
		1717.5 (20025)	20.24	20.23	20.26
	36RB-Middle (19)	1747.5 (20325)	20.14	20.11	20.18
		1732.5 (20175)	20.42	20.40	20.46
		1717.5 (20025)	20.20	20.21	20.32
	36RB-Low (0)	1747.5 (20325)	20.05	19.98	20.03
		1732.5 (20175)	20.24	20.36	20.38
		1717.5 (20025)	20.12	20.09	20.04
	75RB (0)	1747.5 (20325)	20.16	20.07	20.09
		1732.5 (20175)	20.35	20.36	20.37
		1717.5 (20025)	20.13	20.13	20.05
20MHz	1RB-High (99)	1745 (20300)	20.25	20.31	20.43
		1732.5 (20175)	20.04	20.24	20.11
		1720 (20050)	20.11	20.23	20.55
	1RB-Middle (50)	1745 (20300)	19.98	20.32	20.17
		1732.5 (20175)	20.03	20.51	20.35
		1720 (20050)	20.03	20.22	19.97
	1RB-Low (0)	1745 (20300)	20.21	20.43	20.60
		1732.5 (20175)	19.99	20.28	20.56
		1720 (20050)	19.86	20.22	20.37
	50RB-High (50)	1745 (20300)	19.99	20.01	20.05
		1732.5 (20175)	20.23	20.22	20.16
		1720 (20050)	20.07	19.99	20.00
	50RB-Middle (25)	1745 (20300)	20.14	20.05	20.20
		1732.5 (20175)	20.24	20.26	20.31
		1720 (20050)	20.06	20.19	20.20
	50RB-Low (0)	1745 (20300)	20.15	20.07	20.09
		1732.5 (20175)	20.10	20.10	20.13
		1720 (20050)	20.12	20.12	20.05
	100RB (0)	1745 (20300)	20.12	20.13	20.11
		1732.5 (20175)	20.19	20.15	20.11
		1720 (20050)	20.07	20.09	20.01

LTE Band4(ANT2 DSI 3)

BANDWIDTH	Number of RBs	Frequency	QPSK	16QAM	64QAM
1.4MHz	1RB-High (5)	1754.3 (20393)	21.06	21.13	21.29
		1732.5 (20175)	21.15	21.17	21.07
		1710.7 (19957)	20.71	20.96	20.87
	1RB-Middle (3)	1754.3 (20393)	21.19	21.11	21.20
		1732.5 (20175)	21.38	21.33	21.14
		1710.7 (19957)	21.08	21.12	21.05
	1RB-Low (0)	1754.3 (20393)	21.20	21.13	21.37
		1732.5 (20175)	21.15	21.26	21.32
		1710.7 (19957)	20.79	20.95	21.05
	3RB-High (3)	1754.3 (20393)	21.16	21.23	21.23
		1732.5 (20175)	20.97	21.04	21.14
		1710.7 (19957)	20.73	20.82	20.87
	3RB-Middle (1)	1754.3 (20393)	21.24	21.23	21.29
		1732.5 (20175)	21.08	20.74	21.14
		1710.7 (19957)	20.85	20.93	20.90
	3RB-Low (0)	1754.3 (20393)	21.17	21.17	21.26
		1732.5 (20175)	20.97	21.15	21.17
		1710.7 (19957)	20.80	20.85	20.92
	6RB (0)	1754.3 (20393)	21.11	21.23	20.29
		1732.5 (20175)	21.05	21.11	20.23
		1710.7 (19957)	20.80	20.95	19.90
3MHz	1RB-High (14)	1753.5 (20385)	21.22	21.33	21.14
		1732.5 (20175)	21.12	21.15	21.11
		1711.5 (19965)	20.81	21.06	21.01
	1RB-Middle (7)	1753.5 (20385)	21.06	21.33	21.05
		1732.5 (20175)	21.14	21.39	21.25
		1711.5 (19965)	20.66	21.23	20.69
	1RB-Low (0)	1753.5 (20385)	20.97	21.39	21.19
		1732.5 (20175)	21.11	21.28	21.13
		1711.5 (19965)	20.87	21.14	21.04
	8RB-High (7)	1753.5 (20385)	21.29	21.35	20.46
		1732.5 (20175)	21.14	21.06	20.40
		1711.5 (19965)	20.88	20.78	20.14
	8RB-Middle (4)	1753.5 (20385)	21.24	21.29	20.42
		1732.5 (20175)	21.19	21.21	20.32
		1711.5 (19965)	20.88	20.99	20.01
	8RB-Low (0)	1753.5 (20385)	21.15	21.24	20.34
		1732.5 (20175)	21.07	21.21	20.45
		1711.5 (19965)	20.84	20.96	20.09
	15RB (0)	1753.5 (20385)	21.22	21.16	20.40
		1732.5 (20175)	21.16	21.14	20.31
		1711.5 (19965)	20.87	20.77	20.03

5MHz	1RB-High (24)	1752.5 (20375)	21.28	21.24	21.25
		1732.5 (20175)	21.18	21.18	21.34
		1712.5 (19975)	21.00	21.34	21.17
	1RB-Middle (12)	1752.5 (20375)	20.93	21.09	21.12
		1732.5 (20175)	21.03	21.21	21.00
		1712.5 (19975)	20.68	21.40	20.86
	1RB-Low (0)	1752.5 (20375)	21.05	21.12	21.28
		1732.5 (20175)	21.23	21.13	21.25
		1712.5 (19975)	20.81	21.17	21.14
	12RB-High (13)	1752.5 (20375)	21.19	21.09	20.41
		1732.5 (20175)	21.18	21.23	20.39
		1712.5 (19975)	20.88	20.92	20.10
	12RB-Middle (6)	1752.5 (20375)	21.13	21.15	20.25
		1732.5 (20175)	21.20	21.21	20.35
		1712.5 (19975)	20.87	21.01	20.08
	12RB-Low (0)	1752.5 (20375)	20.99	21.14	20.38
		1732.5 (20175)	21.09	21.25	20.42
		1712.5 (19975)	20.86	20.93	20.05
	25RB (0)	1752.5 (20375)	21.17	21.20	20.30
		1732.5 (20175)	21.14	21.11	20.31
		1712.5 (19975)	20.87	20.92	20.01
10MHz	1RB-High (49)	1750 (20350)	21.34	21.39	21.25
		1732.5 (20175)	21.02	21.39	21.16
		1715 (20000)	20.99	21.13	20.86
	1RB-Middle (24)	1750 (20350)	21.14	21.26	21.24
		1732.5 (20175)	21.01	21.11	21.36
		1715 (20000)	20.84	21.12	21.11
	1RB-Low (0)	1750 (20350)	20.84	21.28	21.08
		1732.5 (20175)	21.08	21.17	20.94
		1715 (20000)	20.81	21.30	21.05
	25RB-High (25)	1750 (20350)	21.23	21.17	20.36
		1732.5 (20175)	21.13	21.24	20.20
		1715 (20000)	20.86	20.90	20.07
	25RB-Middle (12)	1750 (20350)	21.11	21.11	20.25
		1732.5 (20175)	21.21	21.28	20.42
		1715 (20000)	20.87	21.00	20.18
	25RB-Low (0)	1750 (20350)	20.99	21.11	20.24
		1732.5 (20175)	21.18	21.19	20.35
		1715 (20000)	20.94	21.01	20.08
	50RB (0)	1750 (20350)	21.06	21.11	20.15
		1732.5 (20175)	21.23	21.12	20.39
		1715 (20000)	20.87	20.93	19.97

15MHz	1RB-High (74)	1747.5 (20325)	20.98	21.25	21.38
		1732.5 (20175)	20.70	21.17	20.87
		1717.5 (20025)	20.84	21.28	21.14
	1RB-Middle (37)	1747.5 (20325)	20.77	21.16	21.06
		1732.5 (20175)	20.92	21.09	21.13
		1717.5 (20025)	20.60	20.87	20.82
	1RB-Low (0)	1747.5 (20325)	20.79	21.14	20.96
		1732.5 (20175)	20.92	21.27	20.95
		1717.5 (20025)	20.76	21.24	21.06
	36RB-High (38)	1747.5 (20325)	21.01	20.97	20.20
		1732.5 (20175)	20.96	20.99	20.14
		1717.5 (20025)	20.86	20.90	20.05
	36RB-Middle (19)	1747.5 (20325)	20.89	20.87	20.11
		1732.5 (20175)	21.14	21.09	20.23
		1717.5 (20025)	20.84	20.88	20.04
	36RB-Low (0)	1747.5 (20325)	20.81	20.78	19.93
		1732.5 (20175)	21.13	21.13	20.26
		1717.5 (20025)	20.78	20.80	19.96
	75RB (0)	1747.5 (20325)	20.92	20.91	20.08
		1732.5 (20175)	21.06	20.91	20.27
		1717.5 (20025)	20.70	20.85	19.91
20MHz	1RB-High (99)	1745 (20300)	20.92	21.16	21.21
		1732.5 (20175)	20.50	20.87	20.72
		1720 (20050)	20.94	21.23	21.10
	1RB-Middle (50)	1745 (20300)	20.66	20.98	21.08
		1732.5 (20175)	20.88	21.01	21.04
		1720 (20050)	20.66	20.99	20.96
	1RB-Low (0)	1745 (20300)	20.96	21.26	21.20
		1732.5 (20175)	20.81	21.02	21.23
		1720 (20050)	20.64	21.00	20.98
	50RB-High (50)	1745 (20300)	20.90	20.93	20.46
		1732.5 (20175)	20.93	20.79	20.48
		1720 (20050)	20.89	20.86	20.47
	50RB-Middle (25)	1745 (20300)	20.83	20.83	20.27
		1732.5 (20175)	21.00	20.97	20.58
		1720 (20050)	20.70	20.77	20.28
	50RB-Low (0)	1745 (20300)	20.82	20.78	20.29
		1732.5 (20175)	21.03	21.00	20.52
		1720 (20050)	20.82	20.77	20.29
	100RB (0)	1745 (20300)	20.83	20.90	20.32
		1732.5 (20175)	20.88	20.82	20.52
		1720 (20050)	20.75	20.82	20.25

LTE Band4(ANT2 DSI 8)

BANDWIDTH	Number of RBs	Frequency	QPSK	16QAM	64QAM
1.4MHz	1RB-High (5)	1754.3 (20393)	17.25	17.24	17.16
		1732.5 (20175)	17.06	17.06	17.09
		1710.7 (19957)	16.87	16.82	16.79
	1RB-Middle (3)	1754.3 (20393)	17.27	17.21	17.37
		1732.5 (20175)	17.27	17.02	17.18
		1710.7 (19957)	17.03	16.91	17.05
	1RB-Low (0)	1754.3 (20393)	17.15	17.22	17.16
		1732.5 (20175)	17.10	17.05	17.20
		1710.7 (19957)	16.92	16.89	17.00
	3RB-High (3)	1754.3 (20393)	17.24	17.00	17.03
		1732.5 (20175)	17.08	16.73	16.91
		1710.7 (19957)	16.78	16.96	16.87
	3RB-Middle (1)	1754.3 (20393)	17.25	17.06	16.97
		1732.5 (20175)	17.08	16.86	16.88
		1710.7 (19957)	16.89	16.99	17.00
	3RB-Low (0)	1754.3 (20393)	17.17	17.10	16.97
		1732.5 (20175)	17.12	16.81	16.93
		1710.7 (19957)	16.84	16.86	16.95
	6RB (0)	1754.3 (20393)	17.26	16.34	16.98
		1732.5 (20175)	17.06	16.84	17.05
		1710.7 (19957)	16.83	16.72	16.93
3MHz	1RB-High (14)	1753.5 (20385)	17.21	17.29	17.16
		1732.5 (20175)	17.18	17.18	17.06
		1711.5 (19965)	16.86	16.80	16.93
	1RB-Middle (7)	1753.5 (20385)	17.11	17.31	17.21
		1732.5 (20175)	16.91	17.29	17.22
		1711.5 (19965)	16.77	17.11	17.01
	1RB-Low (0)	1753.5 (20385)	17.09	17.02	17.02
		1732.5 (20175)	17.11	17.08	17.02
		1711.5 (19965)	16.94	16.86	16.83
	8RB-High (7)	1753.5 (20385)	17.26	17.24	17.08
		1732.5 (20175)	17.23	17.02	16.99
		1711.5 (19965)	16.93	16.87	16.72
	8RB-Middle (4)	1753.5 (20385)	17.33	17.12	17.07
		1732.5 (20175)	17.18	16.97	16.98
		1711.5 (19965)	16.93	16.98	16.71
	8RB-Low (0)	1753.5 (20385)	17.22	16.99	17.06
		1732.5 (20175)	17.19	16.98	16.90
		1711.5 (19965)	16.88	16.76	16.97
	15RB (0)	1753.5 (20385)	17.28	17.09	16.90
		1732.5 (20175)	17.17	16.81	16.78
		1711.5 (19965)	16.98	16.90	16.88

5MHz	1RB-High (24)	1752.5 (20375)	17.26	17.35	17.35	
		1732.5 (20175)	17.22	17.17	17.13	
		1712.5 (19975)	16.86	16.97	16.85	
	1RB-Middle (12)	1752.5 (20375)	17.00	16.87	17.02	
		1732.5 (20175)	17.00	17.01	16.96	
		1712.5 (19975)	16.69	16.76	16.93	
	1RB-Low (0)	1752.5 (20375)	17.16	17.20	17.15	
		1732.5 (20175)	17.19	17.12	17.21	
		1712.5 (19975)	17.03	16.97	16.90	
	12RB-High (13)	1752.5 (20375)	17.33	17.08	16.92	
		1732.5 (20175)	17.11	16.94	16.87	
		1712.5 (19975)	16.86	16.79	16.98	
	12RB-Middle (6)	1752.5 (20375)	17.18	16.98	16.83	
		1732.5 (20175)	17.15	16.94	16.89	
		1712.5 (19975)	16.95	16.96	16.96	
	12RB-Low (0)	1752.5 (20375)	17.17	16.86	16.72	
		1732.5 (20175)	17.17	16.84	16.94	
		1712.5 (19975)	16.96	17.00	16.99	
	25RB (0)	1752.5 (20375)	17.22	16.93	16.92	
		1732.5 (20175)	17.19	16.95	16.85	
		1712.5 (19975)	16.96	16.98	16.87	
	10MHz	1RB-High (49)	1750 (20350)	17.37	17.23	17.13
			1732.5 (20175)	17.04	16.90	16.97
			1715 (20000)	17.03	16.87	16.88
1RB-Middle (24)		1750 (20350)	17.11	17.02	17.13	
		1732.5 (20175)	17.23	17.10	17.06	
		1715 (20000)	17.07	16.91	16.85	
1RB-Low (0)		1750 (20350)	17.01	16.92	16.78	
		1732.5 (20175)	17.13	17.14	16.96	
		1715 (20000)	16.82	16.86	16.93	
25RB-High (25)		1750 (20350)	17.29	17.01	16.98	
		1732.5 (20175)	17.19	16.99	16.99	
		1715 (20000)	16.95	16.76	16.75	
25RB-Middle (12)		1750 (20350)	17.21	16.89	16.87	
		1732.5 (20175)	17.22	16.89	16.98	
		1715 (20000)	16.95	16.97	16.96	
25RB-Low (0)		1750 (20350)	17.09	16.88	16.86	
		1732.5 (20175)	17.17	16.94	16.95	
		1715 (20000)	16.85	16.99	16.97	
50RB (0)		1750 (20350)	17.16	16.88	16.80	
		1732.5 (20175)	17.29	16.97	16.86	
		1715 (20000)	16.94	16.97	16.97	

15MHz	1RB-High (74)	1747.5 (20325)	17.21	16.74	16.79
		1732.5 (20175)	16.93	16.94	16.76
		1717.5 (20025)	16.96	16.76	16.78
	1RB-Middle (37)	1747.5 (20325)	16.75	16.88	16.98
		1732.5 (20175)	16.91	16.91	16.75
		1717.5 (20025)	16.74	17.00	16.77
	1RB-Low (0)	1747.5 (20325)	16.77	16.80	16.73
		1732.5 (20175)	16.88	16.96	17.00
		1717.5 (20025)	16.80	16.81	16.88
	36RB-High (38)	1747.5 (20325)	17.00	16.85	16.84
		1732.5 (20175)	17.08	16.99	16.97
		1717.5 (20025)	16.84	16.85	16.87
	36RB-Middle (19)	1747.5 (20325)	17.03	16.94	16.92
		1732.5 (20175)	17.09	16.86	16.86
		1717.5 (20025)	16.84	16.86	16.89
	36RB-Low (0)	1747.5 (20325)	16.78	16.87	16.83
		1732.5 (20175)	17.09	16.73	16.76
		1717.5 (20025)	16.84	16.87	16.91
	75RB (0)	1747.5 (20325)	16.96	16.88	16.90
		1732.5 (20175)	17.07	16.72	16.98
		1717.5 (20025)	16.80	16.82	16.73
20MHz	1RB-High (99)	1745 (20300)	17.00	17.34	17.31
		1732.5 (20175)	16.65	16.94	17.18
		1720 (20050)	16.86	17.35	17.38
	1RB-Middle (50)	1745 (20300)	16.70	17.05	17.29
		1732.5 (20175)	16.91	17.03	17.38
		1720 (20050)	16.62	16.92	17.15
	1RB-Low (0)	1745 (20300)	16.90	17.11	17.49
		1732.5 (20175)	16.76	17.03	17.36
		1720 (20050)	16.75	16.94	17.18
	50RB-High (50)	1745 (20300)	16.97	16.95	16.90
		1732.5 (20175)	16.99	16.89	16.83
		1720 (20050)	16.98	16.90	16.95
	50RB-Middle (25)	1745 (20300)	16.82	16.84	16.90
		1732.5 (20175)	17.07	16.96	17.13
		1720 (20050)	16.81	16.77	16.90
	50RB-Low (0)	1745 (20300)	16.91	16.80	16.95
		1732.5 (20175)	17.05	17.05	17.09
		1720 (20050)	16.73	16.82	16.82
	100RB (0)	1745 (20300)	16.86	16.86	16.80
		1732.5 (20175)	16.92	16.99	16.84
		1720 (20050)	16.79	16.76	16.81

LTE Band4(ANT2 DSI 13)

BANDWIDTH	Number of RBs	Frequency	QPSK	16QAM	64QAM	
1.4MHz	1RB-High (5)	1754.3 (20393)	16.30	16.19	16.36	
		1732.5 (20175)	16.07	16.36	16.21	
		1710.7 (19957)	15.76	16.19	16.17	
	1RB-Middle (3)	1754.3 (20393)	16.29	16.22	16.36	
		1732.5 (20175)	16.40	16.32	16.30	
		1710.7 (19957)	16.12	16.12	16.12	
	1RB-Low (0)	1754.3 (20393)	16.16	16.44	16.17	
		1732.5 (20175)	16.08	16.21	16.20	
		1710.7 (19957)	15.82	16.11	16.02	
	3RB-High (3)	1754.3 (20393)	16.21	16.22	16.40	
		1732.5 (20175)	16.07	16.13	16.12	
		1710.7 (19957)	15.87	15.90	15.92	
	3RB-Middle (1)	1754.3 (20393)	16.31	16.42	16.41	
		1732.5 (20175)	16.15	15.70	16.29	
		1710.7 (19957)	16.01	15.58	16.02	
	3RB-Low (0)	1754.3 (20393)	16.25	16.38	16.35	
		1732.5 (20175)	16.07	16.24	16.14	
		1710.7 (19957)	15.84	16.09	15.98	
	6RB (0)	1754.3 (20393)	16.24	16.32	16.25	
		1732.5 (20175)	16.10	16.09	16.13	
		1710.7 (19957)	16.04	15.92	15.83	
	3MHz	1RB-High (14)	1753.5 (20385)	16.41	16.30	16.37
			1732.5 (20175)	16.19	16.21	16.24
			1711.5 (19965)	15.80	16.12	16.03
1RB-Middle (7)		1753.5 (20385)	16.26	16.28	16.42	
		1732.5 (20175)	16.04	16.37	16.19	
		1711.5 (19965)	15.80	16.18	15.65	
1RB-Low (0)		1753.5 (20385)	16.13	16.16	16.43	
		1732.5 (20175)	16.23	16.41	16.29	
		1711.5 (19965)	15.99	16.20	16.17	
8RB-High (7)		1753.5 (20385)	16.36	16.31	16.36	
		1732.5 (20175)	16.24	16.20	16.30	
		1711.5 (19965)	15.94	15.98	15.91	
8RB-Middle (4)		1753.5 (20385)	16.31	16.37	16.38	
		1732.5 (20175)	16.29	16.28	16.34	
		1711.5 (19965)	16.01	16.03	16.01	
8RB-Low (0)		1753.5 (20385)	16.22	16.29	16.29	
		1732.5 (20175)	16.20	16.30	16.25	
		1711.5 (19965)	15.94	16.02	16.01	
15RB (0)		1753.5 (20385)	16.29	16.21	16.22	
		1732.5 (20175)	16.17	16.22	16.11	
		1711.5 (19965)	15.96	15.93	15.87	

5MHz	1RB-High (24)	1752.5 (20375)	16.25	16.36	16.32
		1732.5 (20175)	16.23	16.20	16.10
		1712.5 (19975)	16.05	16.30	16.32
	1RB-Middle (12)	1752.5 (20375)	15.97	16.30	16.24
		1732.5 (20175)	16.02	16.38	16.38
		1712.5 (19975)	15.72	16.35	15.78
	1RB-Low (0)	1752.5 (20375)	16.28	16.35	16.19
		1732.5 (20175)	16.33	16.16	16.20
		1712.5 (19975)	16.05	16.32	16.27
	12RB-High (13)	1752.5 (20375)	16.37	16.21	16.36
		1732.5 (20175)	16.13	16.18	16.24
		1712.5 (19975)	15.98	16.03	15.92
	12RB-Middle (6)	1752.5 (20375)	16.25	16.24	16.23
		1732.5 (20175)	16.18	16.20	16.07
		1712.5 (19975)	15.98	16.01	15.96
	12RB-Low (0)	1752.5 (20375)	16.22	16.26	16.09
		1732.5 (20175)	16.19	16.04	16.17
		1712.5 (19975)	15.90	16.04	15.91
	25RB (0)	1752.5 (20375)	16.29	16.30	16.20
		1732.5 (20175)	16.26	16.18	16.13
		1712.5 (19975)	15.99	16.02	15.93
10MHz	1RB-High (49)	1750 (20350)	16.30	16.24	16.26
		1732.5 (20175)	16.13	16.24	16.16
		1715 (20000)	15.84	16.16	16.27
	1RB-Middle (24)	1750 (20350)	16.29	16.18	16.23
		1732.5 (20175)	16.10	16.32	16.25
		1715 (20000)	15.98	16.19	16.22
	1RB-Low (0)	1750 (20350)	16.00	16.34	16.17
		1732.5 (20175)	16.14	16.32	16.26
		1715 (20000)	15.95	16.23	16.12
	25RB-High (25)	1750 (20350)	16.28	16.29	16.32
		1732.5 (20175)	16.30	16.32	16.26
		1715 (20000)	15.93	15.99	16.05
	25RB-Middle (12)	1750 (20350)	16.24	16.22	16.21
		1732.5 (20175)	16.31	16.25	16.26
		1715 (20000)	16.06	15.98	16.05
	25RB-Low (0)	1750 (20350)	16.13	16.20	16.18
		1732.5 (20175)	16.22	16.29	16.27
		1715 (20000)	15.98	16.00	16.05
	50RB (0)	1750 (20350)	16.21	16.11	16.20
		1732.5 (20175)	16.28	16.19	16.13
		1715 (20000)	15.94	15.98	15.95

15MHz	1RB-High (74)	1747.5 (20325)	16.01	16.24	16.31
		1732.5 (20175)	15.85	15.99	16.01
		1717.5 (20025)	15.93	16.04	15.94
	1RB-Middle (37)	1747.5 (20325)	15.89	16.21	16.07
		1732.5 (20175)	16.05	16.29	16.11
		1717.5 (20025)	15.76	15.87	15.86
	1RB-Low (0)	1747.5 (20325)	15.86	16.02	15.91
		1732.5 (20175)	15.92	16.17	15.98
		1717.5 (20025)	15.75	15.96	15.94
	36RB-High (38)	1747.5 (20325)	16.12	16.11	16.17
		1732.5 (20175)	16.13	16.17	16.11
		1717.5 (20025)	15.86	15.84	15.87
	36RB-Middle (19)	1747.5 (20325)	16.05	16.00	16.07
		1732.5 (20175)	16.15	16.08	16.12
		1717.5 (20025)	15.91	15.87	15.92
	36RB-Low (0)	1747.5 (20325)	15.89	15.86	15.90
		1732.5 (20175)	15.96	16.00	16.13
		1717.5 (20025)	15.87	15.78	15.81
	75RB (0)	1747.5 (20325)	16.02	15.98	15.93
		1732.5 (20175)	16.04	16.04	16.10
		1717.5 (20025)	15.86	15.82	15.74
20MHz	1RB-High (99)	1745 (20300)	16.03	16.17	16.35
		1732.5 (20175)	15.66	15.87	15.98
		1720 (20050)	15.89	16.33	16.16
	1RB-Middle (50)	1745 (20300)	15.85	16.08	16.07
		1732.5 (20175)	15.91	16.22	16.04
		1720 (20050)	15.64	15.98	15.95
	1RB-Low (0)	1745 (20300)	16.01	16.17	16.16
		1732.5 (20175)	15.88	15.99	16.13
		1720 (20050)	15.68	16.01	15.95
	50RB-High (50)	1745 (20300)	16.01	16.06	16.07
		1732.5 (20175)	15.80	15.94	15.98
		1720 (20050)	15.93	15.92	15.95
	50RB-Middle (25)	1745 (20300)	15.86	15.80	15.95
		1732.5 (20175)	16.09	15.92	16.02
		1720 (20050)	15.83	15.78	15.83
	50RB-Low (0)	1745 (20300)	15.91	15.86	15.89
		1732.5 (20175)	16.07	15.99	16.04
		1720 (20050)	15.77	15.80	15.73
	100RB (0)	1745 (20300)	15.98	15.89	15.91
		1732.5 (20175)	16.05	16.01	15.97
		1720 (20050)	15.79	15.79	15.78

LTE Band7(ANT0 DSI 3)

BANDWIDTH	Number of RBs	Frequency	QPSK	16QAM	64QAM
5MHz	1RB-High (24)	2567.5 (21425)	21.22	21.52	21.34
		2535 (21100)	21.09	21.41	21.26
		2502.5 (20775)	20.96	21.19	21.12
	1RB-Middle (12)	2567.5 (21425)	21.05	21.25	21.41
		2535 (21100)	20.91	21.41	21.29
		2502.5 (20775)	20.86	21.38	21.09
	1RB-Low (0)	2567.5 (21425)	21.16	21.54	21.42
		2535 (21100)	21.08	21.30	21.30
		2502.5 (20775)	20.95	21.20	21.06
	12RB-High (13)	2567.5 (21425)	21.23	21.41	20.25
		2535 (21100)	21.10	21.27	20.25
		2502.5 (20775)	20.99	21.06	20.04
	12RB-Middle (6)	2567.5 (21425)	21.34	21.41	20.27
		2535 (21100)	21.12	21.16	20.16
		2502.5 (20775)	20.94	21.05	19.94
	12RB-Low (0)	2567.5 (21425)	21.17	21.18	20.20
		2535 (21100)	21.11	21.09	20.18
		2502.5 (20775)	20.81	20.88	19.93
	25RB (0)	2567.5 (21425)	21.28	21.30	20.32
		2535 (21100)	21.09	21.14	20.04
		2502.5 (20775)	20.97	21.06	19.99
10MHz	1RB-High (49)	2565 (21400)	21.21	21.48	21.37
		2535 (21100)	20.93	21.45	21.21
		2505 (20800)	20.89	21.38	21.02
	1RB-Middle (24)	2565 (21400)	21.16	21.41	21.43
		2535 (21100)	21.05	21.13	21.11
		2505 (20800)	20.84	21.01	20.92
	1RB-Low (0)	2565 (21400)	21.12	21.43	21.31
		2535 (21100)	21.09	21.41	21.31
		2505 (20800)	20.90	21.25	20.99
	25RB-High (25)	2565 (21400)	21.23	21.24	20.31
		2535 (21100)	21.14	21.12	20.20
		2505 (20800)	21.03	21.02	20.07
	25RB-Middle (12)	2565 (21400)	21.32	21.22	20.28
		2535 (21100)	21.12	21.19	20.18
		2505 (20800)	21.03	21.04	19.97
	25RB-Low (0)	2565 (21400)	21.23	21.28	20.27
		2535 (21100)	21.11	21.06	20.04
		2505 (20800)	20.87	21.01	19.94
	50RB (0)	2565 (21400)	21.19	21.16	20.16
		2535 (21100)	21.12	21.12	20.08
		2505 (20800)	21.00	21.01	19.91

15MHz	1RB-High (74)	2562.5 (21375)	20.96	21.43	21.13
		2535 (21100)	20.90	21.24	21.11
		2507.5 (20825)	20.68	21.15	20.96
	1RB-Middle (37)	2562.5 (21375)	20.99	21.24	21.19
		2535 (21100)	20.77	21.24	21.04
		2507.5 (20825)	20.62	20.92	21.07
	1RB-Low (0)	2562.5 (21375)	21.01	21.48	21.26
		2535 (21100)	20.81	21.17	21.22
		2507.5 (20825)	20.67	20.97	20.79
	36RB-High (38)	2562.5 (21375)	21.19	21.15	20.36
		2535 (21100)	20.96	20.99	20.30
		2507.5 (20825)	20.83	20.87	20.14
	36RB-Middle (19)	2562.5 (21375)	21.10	21.12	20.32
		2535 (21100)	20.98	21.04	20.28
		2507.5 (20825)	20.87	20.90	20.09
	36RB-Low (0)	2562.5 (21375)	21.09	21.10	20.26
		2535 (21100)	20.99	20.96	20.09
		2507.5 (20825)	20.83	20.78	20.05
	75RB (0)	2562.5 (21375)	21.15	21.15	20.19
		2535 (21100)	21.01	21.01	20.20
		2507.5 (20825)	20.82	20.96	20.02
20MHz	1RB-High (99)	2560 (21350)	20.94	21.33	21.17
		2535 (21100)	20.76	21.14	21.10
		2510 (20850)	20.73	21.15	20.99
	1RB-Middle (50)	2560 (21350)	20.93	21.30	21.08
		2535 (21100)	20.65	21.06	20.87
		2510 (20850)	20.76	21.17	20.93
	1RB-Low (0)	2560 (21350)	20.89	21.30	21.07
		2535 (21100)	20.75	20.96	21.05
		2510 (20850)	20.75	21.09	20.94
	50RB-High (50)	2560 (21350)	21.08	21.17	20.32
		2535 (21100)	20.79	20.97	20.11
		2510 (20850)	20.95	20.93	20.21
	50RB-Middle (25)	2560 (21350)	21.09	21.14	20.31
		2535 (21100)	20.93	20.92	20.17
		2510 (20850)	20.92	20.96	20.23
	50RB-Low (0)	2560 (21350)	21.00	21.05	20.27
		2535 (21100)	20.89	20.88	20.13
		2510 (20850)	20.90	20.95	20.12
	100RB (0)	2560 (21350)	21.09	21.04	20.29
		2535 (21100)	20.95	20.93	20.09
		2510 (20850)	21.00	21.02	20.23

LTE Band7 (ANT0 DSI 8)

BANDWIDTH	Number of RBs	Frequency	QPSK	16QAM	64QAM
5MHz	1RB-High (24)	2567.5 (21425)	23.38	22.84	21.49
		2535 (21100)	23.26	22.70	21.52
		2502.5 (20775)	23.17	22.55	21.27
	1RB-Middle (12)	2567.5 (21425)	23.52	23.02	21.47
		2535 (21100)	23.31	23.03	21.48
		2502.5 (20775)	23.13	22.63	21.13
	1RB-Low (0)	2567.5 (21425)	23.26	22.70	21.59
		2535 (21100)	23.14	22.61	21.39
		2502.5 (20775)	23.09	22.43	21.26
	12RB-High (13)	2567.5 (21425)	22.53	21.41	20.53
		2535 (21100)	22.38	21.33	20.37
		2502.5 (20775)	22.22	21.39	20.34
	12RB-Middle (6)	2567.5 (21425)	22.46	21.43	20.50
		2535 (21100)	22.40	21.39	20.34
		2502.5 (20775)	22.15	21.29	20.22
	12RB-Low (0)	2567.5 (21425)	22.44	21.45	20.40
		2535 (21100)	22.28	21.15	20.26
		2502.5 (20775)	22.11	21.15	20.18
	25RB (0)	2567.5 (21425)	22.46	21.58	20.45
		2535 (21100)	22.33	21.38	20.29
		2502.5 (20775)	22.19	21.18	20.16
10MHz	1RB-High (49)	2565 (21400)	23.44	22.56	21.64
		2535 (21100)	23.35	22.90	21.62
		2505 (20800)	23.14	22.69	21.39
	1RB-Middle (24)	2565 (21400)	23.45	22.66	21.67
		2535 (21100)	23.13	22.50	21.41
		2505 (20800)	23.09	22.24	21.22
	1RB-Low (0)	2565 (21400)	23.46	22.54	21.89
		2535 (21100)	23.17	22.66	21.41
		2505 (20800)	23.06	22.60	21.39
	25RB-High (25)	2565 (21400)	22.49	21.46	20.51
		2535 (21100)	22.35	21.43	20.34
		2505 (20800)	22.15	21.23	20.14
	25RB-Middle (12)	2565 (21400)	22.42	21.45	20.50
		2535 (21100)	22.36	21.41	20.42
		2505 (20800)	22.16	21.26	20.34
	25RB-Low (0)	2565 (21400)	22.40	21.56	20.48
		2535 (21100)	22.35	21.37	20.32
		2505 (20800)	22.22	21.17	20.22
	50RB (0)	2565 (21400)	22.45	21.45	20.37
		2535 (21100)	22.33	21.33	20.24
		2505 (20800)	22.15	21.22	20.16

15MHz	1RB-High (74)	2562.5 (21375)	23.14	22.49	21.66
		2535 (21100)	23.08	22.50	21.50
		2507.5 (20825)	22.92	22.32	21.41
	1RB-Middle (37)	2562.5 (21375)	23.16	22.55	21.61
		2535 (21100)	22.93	22.39	21.40
		2507.5 (20825)	22.74	22.19	21.23
	1RB-Low (0)	2562.5 (21375)	23.14	22.73	21.76
		2535 (21100)	22.98	22.45	21.38
		2507.5 (20825)	22.78	22.27	21.37
	36RB-High (38)	2562.5 (21375)	22.43	21.35	20.39
		2535 (21100)	22.21	21.23	20.28
		2507.5 (20825)	22.05	21.12	20.13
	36RB-Middle (19)	2562.5 (21375)	22.33	21.27	20.28
		2535 (21100)	22.26	21.20	20.19
		2507.5 (20825)	22.02	21.17	20.15
	36RB-Low (0)	2562.5 (21375)	22.31	21.36	20.37
		2535 (21100)	22.18	21.11	20.20
		2507.5 (20825)	22.00	21.04	20.04
75RB (0)	2562.5 (21375)	22.28	21.32	20.32	
	2535 (21100)	22.22	21.27	20.26	
	2507.5 (20825)	22.06	21.11	20.08	
20MHz	1RB-High (99)	2560 (21350)	23.11	22.59	21.44
		2535 (21100)	22.91	22.42	21.32
		2510 (20850)	22.95	22.33	21.40
	1RB-Middle (50)	2560 (21350)	23.10	22.51	21.39
		2535 (21100)	22.84	22.24	21.26
		2510 (20850)	22.78	22.50	21.29
	1RB-Low (0)	2560 (21350)	23.03	22.48	21.35
		2535 (21100)	22.90	22.28	21.12
		2510 (20850)	22.86	22.46	21.04
	50RB-High (50)	2560 (21350)	22.34	21.32	20.33
		2535 (21100)	22.15	21.20	20.15
		2510 (20850)	22.11	21.14	20.17
	50RB-Middle (25)	2560 (21350)	22.35	21.36	20.33
		2535 (21100)	22.12	21.17	20.19
		2510 (20850)	22.19	21.13	20.19
	50RB-Low (0)	2560 (21350)	22.26	21.29	20.22
		2535 (21100)	22.17	21.05	20.13
		2510 (20850)	22.10	21.08	20.12
100RB (0)	2560 (21350)	22.18	21.26	20.24	
	2535 (21100)	22.04	21.18	20.09	
	2510 (20850)	22.19	21.16	20.25	

LTE Band7(ANT0 DSI 13)

BANDWIDTH	Number of RBs	Frequency	QPSK	16QAM	64QAM	
5MHz	1RB-High (24)	2567.5 (21425)	19.28	19.30	19.50	
		2535 (21100)	19.05	19.31	19.40	
		2502.5 (20775)	18.90	19.39	19.23	
	1RB-Middle (12)	2567.5 (21425)	19.14	19.40	19.09	
		2535 (21100)	18.98	19.29	18.97	
		2502.5 (20775)	18.79	19.39	18.76	
	1RB-Low (0)	2567.5 (21425)	19.14	19.30	19.21	
		2535 (21100)	19.21	19.31	19.34	
		2502.5 (20775)	18.79	19.30	19.26	
	12RB-High (13)	2567.5 (21425)	19.25	19.30	19.29	
		2535 (21100)	19.11	19.25	19.22	
		2502.5 (20775)	18.93	19.15	19.04	
	12RB-Middle (6)	2567.5 (21425)	19.35	19.36	19.27	
		2535 (21100)	19.23	19.18	19.16	
		2502.5 (20775)	19.08	18.99	18.97	
	12RB-Low (0)	2567.5 (21425)	19.18	19.24	19.22	
		2535 (21100)	19.11	19.06	19.13	
		2502.5 (20775)	18.93	18.96	18.95	
	25RB (0)	2567.5 (21425)	19.30	19.29	19.23	
		2535 (21100)	19.18	19.08	19.20	
		2502.5 (20775)	19.00	18.94	19.04	
	10MHz	1RB-High (49)	2565 (21400)	19.26	19.21	19.36
			2535 (21100)	19.07	19.43	19.05
			2505 (20800)	18.93	19.34	19.09
1RB-Middle (24)		2565 (21400)	19.21	19.36	19.39	
		2535 (21100)	19.05	19.22	19.34	
		2505 (20800)	18.85	18.96	19.14	
1RB-Low (0)		2565 (21400)	19.35	19.25	19.32	
		2535 (21100)	19.07	19.25	19.16	
		2505 (20800)	18.93	19.13	18.90	
25RB-High (25)		2565 (21400)	19.25	19.29	19.42	
		2535 (21100)	19.07	19.16	19.24	
		2505 (20800)	19.09	19.08	19.09	
25RB-Middle (12)		2565 (21400)	19.29	19.27	19.35	
		2535 (21100)	19.20	19.20	19.18	
		2505 (20800)	19.04	19.09	19.10	
25RB-Low (0)		2565 (21400)	19.23	19.29	19.24	
		2535 (21100)	19.12	19.14	19.16	
		2505 (20800)	18.98	18.92	19.05	
50RB (0)		2565 (21400)	19.32	19.28	19.35	
		2535 (21100)	19.15	19.18	19.09	
		2505 (20800)	19.02	19.07	19.06	

15MHz	1RB-High (74)	2562.5 (21375)	19.02	19.30	19.17	
		2535 (21100)	18.85	19.28	19.05	
		2507.5 (20825)	18.73	18.89	18.88	
	1RB-Middle (37)	2562.5 (21375)	18.99	19.21	18.98	
		2535 (21100)	18.80	19.15	18.95	
		2507.5 (20825)	18.67	18.85	18.84	
	1RB-Low (0)	2562.5 (21375)	19.00	19.29	19.21	
		2535 (21100)	18.78	19.14	18.89	
		2507.5 (20825)	18.61	19.13	18.86	
	36RB-High (38)	2562.5 (21375)	19.19	19.24	19.29	
		2535 (21100)	19.04	18.96	18.99	
		2507.5 (20825)	18.81	18.88	18.86	
	36RB-Middle (19)	2562.5 (21375)	19.13	19.15	19.19	
		2535 (21100)	18.98	19.02	19.01	
		2507.5 (20825)	18.86	18.92	18.94	
	36RB-Low (0)	2562.5 (21375)	19.11	19.09	19.09	
		2535 (21100)	18.98	19.03	19.04	
		2507.5 (20825)	18.83	18.91	18.81	
	75RB (0)	2562.5 (21375)	19.12	19.21	19.13	
		2535 (21100)	18.96	18.98	19.06	
		2507.5 (20825)	18.91	18.89	18.90	
	20MHz	1RB-High (99)	2560 (21350)	18.95	19.21	19.42
			2535 (21100)	18.77	18.99	19.38
			2510 (20850)	18.66	19.05	19.34
		1RB-Middle (50)	2560 (21350)	18.83	19.13	19.18
			2535 (21100)	18.68	19.03	19.19
			2510 (20850)	18.78	19.05	19.05
1RB-Low (0)		2560 (21350)	18.83	19.26	19.29	
		2535 (21100)	18.79	19.11	19.17	
		2510 (20850)	18.89	19.07	19.13	
50RB-High (50)		2560 (21350)	19.08	19.06	19.14	
		2535 (21100)	18.91	18.95	18.91	
		2510 (20850)	18.93	18.91	18.89	
50RB-Middle (25)		2560 (21350)	19.04	19.06	19.23	
		2535 (21100)	18.83	18.89	18.89	
		2510 (20850)	18.96	18.94	19.09	
50RB-Low (0)		2560 (21350)	19.02	18.95	19.03	
		2535 (21100)	18.91	18.93	18.91	
		2510 (20850)	18.94	18.90	18.99	
100RB (0)		2560 (21350)	19.02	18.99	19.06	
		2535 (21100)	18.96	18.97	18.95	
		2510 (20850)	18.95	19.01	19.01	

LTE Band7(ANT2 DSI 3)

BANDWIDTH	Number of RBs	Frequency	QPSK	16QAM	64QAM
5MHz	1RB-High (24)	2567.5 (21425)	18.01	18.11	18.24
		2535 (21100)	18.04	18.20	18.29
		2502.5 (20775)	17.84	18.28	18.01
	1RB-Middle (12)	2567.5 (21425)	17.87	18.24	18.22
		2535 (21100)	17.90	18.06	18.17
		2502.5 (20775)	17.67	18.24	17.61
	1RB-Low (0)	2567.5 (21425)	17.97	18.26	18.20
		2535 (21100)	18.07	18.08	18.17
		2502.5 (20775)	17.84	17.98	18.10
	12RB-High (13)	2567.5 (21425)	18.08	18.04	18.03
		2535 (21100)	18.11	18.05	18.07
		2502.5 (20775)	17.96	17.97	17.97
	12RB-Middle (6)	2567.5 (21425)	18.06	18.09	18.03
		2535 (21100)	18.06	18.01	18.09
		2502.5 (20775)	17.89	17.92	17.82
	12RB-Low (0)	2567.5 (21425)	17.98	17.90	17.95
		2535 (21100)	17.95	18.01	17.90
		2502.5 (20775)	17.82	17.96	17.94
	25RB (0)	2567.5 (21425)	18.06	18.08	17.98
		2535 (21100)	17.97	18.04	17.94
		2502.5 (20775)	17.92	17.96	17.87
10MHz	1RB-High (49)	2565 (21400)	17.88	18.11	18.15
		2535 (21100)	18.03	18.16	18.13
		2505 (20800)	17.81	18.09	18.18
	1RB-Middle (24)	2565 (21400)	17.98	18.22	18.21
		2535 (21100)	17.94	18.22	18.07
		2505 (20800)	17.86	18.01	17.95
	1RB-Low (0)	2565 (21400)	17.89	18.29	18.04
		2535 (21100)	17.93	18.02	18.05
		2505 (20800)	17.85	17.95	17.81
	25RB-High (25)	2565 (21400)	18.05	18.11	18.12
		2535 (21100)	18.11	18.18	18.06
		2505 (20800)	17.93	17.95	17.97
	25RB-Middle (12)	2565 (21400)	18.02	18.02	18.11
		2535 (21100)	18.13	18.08	18.06
		2505 (20800)	17.90	17.94	17.93
	25RB-Low (0)	2565 (21400)	18.03	18.02	18.03
		2535 (21100)	18.11	18.06	18.06
		2505 (20800)	17.95	17.89	17.98
	50RB (0)	2565 (21400)	17.97	17.96	18.03
		2535 (21100)	18.09	18.07	17.94
		2505 (20800)	17.90	18.03	17.88

15MHz	1RB-High (74)	2562.5 (21375)	17.79	18.07	17.91	
		2535 (21100)	17.73	18.18	17.80	
		2507.5 (20825)	17.72	18.14	17.78	
	1RB-Middle (37)	2562.5 (21375)	17.78	17.99	18.08	
		2535 (21100)	17.74	17.91	17.98	
		2507.5 (20825)	17.66	17.99	17.70	
	1RB-Low (0)	2562.5 (21375)	17.75	18.10	17.97	
		2535 (21100)	17.77	17.96	17.80	
		2507.5 (20825)	17.62	17.80	17.76	
	36RB-High (38)	2562.5 (21375)	17.96	17.94	17.95	
		2535 (21100)	17.92	17.95	17.96	
		2507.5 (20825)	17.85	17.86	17.86	
	36RB-Middle (19)	2562.5 (21375)	17.95	17.91	17.92	
		2535 (21100)	17.91	17.96	17.95	
		2507.5 (20825)	17.86	17.87	17.75	
	36RB-Low (0)	2562.5 (21375)	17.90	17.87	17.86	
		2535 (21100)	17.97	17.91	17.92	
		2507.5 (20825)	17.74	17.81	17.76	
	75RB (0)	2562.5 (21375)	17.89	17.88	17.88	
		2535 (21100)	17.88	17.92	17.91	
		2507.5 (20825)	17.83	17.84	17.86	
	20MHz	1RB-High (99)	2560 (21350)	17.61	17.83	18.00
			2535 (21100)	17.68	17.90	18.08
			2510 (20850)	17.62	18.03	18.10
		1RB-Middle (50)	2560 (21350)	17.65	17.88	18.04
			2535 (21100)	17.57	18.00	17.94
			2510 (20850)	17.55	17.85	17.98
1RB-Low (0)		2560 (21350)	17.65	17.86	18.04	
		2535 (21100)	17.61	17.82	18.01	
		2510 (20850)	17.63	17.84	18.06	
50RB-High (50)		2560 (21350)	17.84	17.76	17.77	
		2535 (21100)	17.77	17.76	17.87	
		2510 (20850)	17.79	17.76	17.88	
50RB-Middle (25)		2560 (21350)	17.83	17.83	17.97	
		2535 (21100)	17.74	17.79	17.97	
		2510 (20850)	17.76	17.77	17.92	
50RB-Low (0)		2560 (21350)	17.75	17.84	17.86	
		2535 (21100)	17.79	17.84	17.89	
		2510 (20850)	17.74	17.77	17.79	
100RB (0)		2560 (21350)	17.76	17.83	17.77	
		2535 (21100)	17.78	17.81	17.81	
		2510 (20850)	17.81	17.80	17.75	

LTE Band7(ANT2 DSI 8)

BANDWIDTH	Number of RBs	Frequency	QPSK	16QAM	64QAM
5MHz	1RB-High (24)	2567.5 (21425)	16.45	16.79	16.79
		2535 (21100)	16.54	16.74	16.61
		2502.5 (20775)	16.35	16.70	16.54
	1RB-Middle (12)	2567.5 (21425)	16.40	16.65	16.31
		2535 (21100)	16.30	16.71	16.51
		2502.5 (20775)	16.21	16.70	16.49
	1RB-Low (0)	2567.5 (21425)	16.51	16.75	16.69
		2535 (21100)	16.44	16.63	16.75
		2502.5 (20775)	16.29	16.65	16.52
	12RB-High (13)	2567.5 (21425)	16.54	16.59	16.59
		2535 (21100)	16.62	16.66	16.56
		2502.5 (20775)	16.50	16.28	16.37
	12RB-Middle (6)	2567.5 (21425)	16.63	16.61	16.61
		2535 (21100)	16.57	16.59	16.57
		2502.5 (20775)	16.44	16.47	16.42
	12RB-Low (0)	2567.5 (21425)	16.54	16.57	16.41
		2535 (21100)	16.48	16.51	16.36
		2502.5 (20775)	16.34	16.36	16.22
	25RB (0)	2567.5 (21425)	16.52	16.57	16.52
		2535 (21100)	16.49	16.52	16.42
		2502.5 (20775)	16.35	16.35	16.49
10MHz	1RB-High (49)	2565 (21400)	16.43	16.71	16.66
		2535 (21100)	16.50	16.80	16.61
		2505 (20800)	16.42	16.70	16.44
	1RB-Middle (24)	2565 (21400)	16.42	16.80	16.79
		2535 (21100)	16.44	16.76	16.71
		2505 (20800)	16.39	16.49	16.56
	1RB-Low (0)	2565 (21400)	16.52	16.66	16.55
		2535 (21100)	16.53	16.80	16.47
		2505 (20800)	16.32	16.50	16.66
	25RB-High (25)	2565 (21400)	16.63	16.53	16.56
		2535 (21100)	16.61	16.59	16.57
		2505 (20800)	16.48	16.46	16.46
	25RB-Middle (12)	2565 (21400)	16.58	16.49	16.60
		2535 (21100)	16.55	16.58	16.56
		2505 (20800)	16.45	16.45	16.45
	25RB-Low (0)	2565 (21400)	16.61	16.55	16.56
		2535 (21100)	16.54	16.56	16.54
		2505 (20800)	16.40	16.45	16.53
	50RB (0)	2565 (21400)	16.53	16.47	16.55
		2535 (21100)	16.53	16.68	16.55
		2505 (20800)	16.43	16.51	16.42

15MHz	1RB-High (74)	2562.5 (21375)	16.27	16.65	16.37	
		2535 (21100)	16.28	16.55	16.38	
		2507.5 (20825)	16.27	16.52	16.23	
	1RB-Middle (37)	2562.5 (21375)	16.22	16.60	16.47	
		2535 (21100)	16.18	16.46	16.41	
		2507.5 (20825)	16.17	16.44	16.34	
	1RB-Low (0)	2562.5 (21375)	16.30	16.65	16.40	
		2535 (21100)	16.19	16.61	16.36	
		2507.5 (20825)	16.17	16.40	16.34	
	36RB-High (38)	2562.5 (21375)	16.41	16.44	16.43	
		2535 (21100)	16.47	16.50	16.51	
		2507.5 (20825)	16.41	16.36	16.37	
	36RB-Middle (19)	2562.5 (21375)	16.37	16.42	16.41	
		2535 (21100)	16.37	16.50	16.51	
		2507.5 (20825)	16.31	16.37	16.37	
	36RB-Low (0)	2562.5 (21375)	16.39	16.46	16.46	
		2535 (21100)	16.44	16.48	16.47	
		2507.5 (20825)	16.30	16.35	16.36	
	75RB (0)	2562.5 (21375)	16.38	16.46	16.37	
		2535 (21100)	16.47	16.43	16.43	
		2507.5 (20825)	16.32	16.45	16.36	
	20MHz	1RB-High (99)	2560 (21350)	16.13	16.36	16.20
			2535 (21100)	16.16	16.42	16.22
			2510 (20850)	16.19	16.52	16.49
		1RB-Middle (50)	2560 (21350)	16.14	16.52	16.53
			2535 (21100)	16.06	16.36	16.60
			2510 (20850)	16.16	16.57	16.48
1RB-Low (0)		2560 (21350)	16.32	16.37	16.66	
		2535 (21100)	16.22	16.44	16.55	
		2510 (20850)	16.09	16.27	16.08	
50RB-High (50)		2560 (21350)	16.46	16.40	16.32	
		2535 (21100)	16.28	16.34	16.38	
		2510 (20850)	16.44	16.40	16.38	
50RB-Middle (25)		2560 (21350)	16.35	16.34	16.39	
		2535 (21100)	16.45	16.34	16.42	
		2510 (20850)	16.31	16.32	16.39	
50RB-Low (0)		2560 (21350)	16.27	16.34	16.29	
		2535 (21100)	16.36	16.36	16.38	
		2510 (20850)	16.31	16.32	16.37	
100RB (0)		2560 (21350)	16.27	16.34	16.18	
		2535 (21100)	16.42	16.35	16.25	
		2510 (20850)	16.36	16.36	16.31	

LTE Band7(ANT2 DSI 13)

BANDWIDTH	Number of RBs	Frequency	QPSK	16QAM	64QAM
5MHz	1RB-High (24)	2567.5 (21425)	13.03	13.27	13.21
		2535 (21100)	13.11	13.16	13.19
		2502.5 (20775)	13.04	13.13	13.29
	1RB-Middle (12)	2567.5 (21425)	12.95	13.20	13.34
		2535 (21100)	13.03	13.23	13.15
		2502.5 (20775)	12.89	13.29	13.31
	1RB-Low (0)	2567.5 (21425)	13.23	13.28	13.19
		2535 (21100)	13.07	13.12	13.17
		2502.5 (20775)	12.92	13.20	13.23
	12RB-High (13)	2567.5 (21425)	13.21	13.01	13.22
		2535 (21100)	13.14	12.98	13.22
		2502.5 (20775)	13.11	12.99	13.21
	12RB-Middle (6)	2567.5 (21425)	13.17	13.16	13.23
		2535 (21100)	13.28	13.15	13.13
		2502.5 (20775)	13.13	13.02	13.05
	12RB-Low (0)	2567.5 (21425)	13.09	13.14	13.03
		2535 (21100)	13.18	13.01	13.14
		2502.5 (20775)	13.04	12.84	12.95
	25RB (0)	2567.5 (21425)	13.09	13.12	13.07
		2535 (21100)	13.21	13.16	13.18
		2502.5 (20775)	13.07	13.09	12.97
10MHz	1RB-High (49)	2565 (21400)	13.11	13.25	13.16
		2535 (21100)	13.13	13.26	13.29
		2505 (20800)	12.95	13.21	13.00
	1RB-Middle (24)	2565 (21400)	13.04	13.23	13.14
		2535 (21100)	13.07	13.17	13.18
		2505 (20800)	13.15	13.28	13.16
	1RB-Low (0)	2565 (21400)	13.05	13.29	13.23
		2535 (21100)	12.98	13.15	13.28
		2505 (20800)	13.07	13.30	13.05
	25RB-High (25)	2565 (21400)	13.21	13.22	13.14
		2535 (21100)	13.20	13.15	13.23
		2505 (20800)	13.13	13.14	13.13
	25RB-Middle (12)	2565 (21400)	13.28	13.20	13.22
		2535 (21100)	13.24	13.17	13.19
		2505 (20800)	13.22	13.12	13.14
	25RB-Low (0)	2565 (21400)	13.20	13.13	13.15
		2535 (21100)	13.20	13.15	13.26
		2505 (20800)	13.09	13.08	13.09
	50RB (0)	2565 (21400)	13.15	13.09	13.11
		2535 (21100)	13.20	13.15	13.15
		2505 (20800)	13.11	13.13	13.11

15MHz	1RB-High (74)	2562.5 (21375)	12.93	13.14	13.02
		2535 (21100)	12.95	13.13	12.95
		2507.5 (20825)	12.87	13.25	12.93
	1RB-Middle (37)	2562.5 (21375)	12.86	13.07	12.87
		2535 (21100)	12.85	13.24	12.84
		2507.5 (20825)	12.76	13.21	12.79
	1RB-Low (0)	2562.5 (21375)	12.91	13.19	12.95
		2535 (21100)	12.87	13.21	12.99
		2507.5 (20825)	12.75	13.05	12.82
	36RB-High (38)	2562.5 (21375)	13.03	12.98	13.03
		2535 (21100)	13.05	13.10	13.02
		2507.5 (20825)	13.02	12.99	13.02
	36RB-Middle (19)	2562.5 (21375)	13.00	12.97	13.00
		2535 (21100)	13.05	13.10	13.03
		2507.5 (20825)	13.01	12.98	13.01
	36RB-Low (0)	2562.5 (21375)	13.04	13.03	13.03
		2535 (21100)	13.03	13.09	13.09
		2507.5 (20825)	12.90	13.02	13.00
	75RB (0)	2562.5 (21375)	13.08	12.93	12.96
		2535 (21100)	13.10	13.08	12.98
		2507.5 (20825)	12.99	13.06	13.01
20MHz	1RB-High (99)	2560 (21350)	12.63	13.06	13.20
		2535 (21100)	12.67	13.04	13.18
		2510 (20850)	12.75	13.05	12.91
	1RB-Middle (50)	2560 (21350)	12.70	13.14	12.95
		2535 (21100)	12.62	13.01	12.83
		2510 (20850)	12.72	13.01	12.92
	1RB-Low (0)	2560 (21350)	12.88	13.06	13.00
		2535 (21100)	12.71	12.89	13.02
		2510 (20850)	12.62	13.14	13.15
	50RB-High (50)	2560 (21350)	12.88	12.98	12.94
		2535 (21100)	12.88	12.94	13.00
		2510 (20850)	12.95	12.96	12.96
	50RB-Middle (25)	2560 (21350)	12.97	12.96	12.99
		2535 (21100)	12.89	12.93	12.97
		2510 (20850)	12.91	12.92	12.98
	50RB-Low (0)	2560 (21350)	12.88	12.97	12.91
		2535 (21100)	12.91	12.99	13.01
		2510 (20850)	12.88	13.00	12.96
	100RB (0)	2560 (21350)	12.79	12.88	12.90
		2535 (21100)	12.90	12.97	12.89
		2510 (20850)	12.84	12.94	13.03

LTE Band12(ANT1 DSI 8/13)

BANDWIDTH	Number of RBs	Frequency	QPSK	16QAM	64QAM
1.4MHz	1RB-High (5)	715.3 (23173)	24.16	23.34	22.21
		707.5 (23095)	24.07	23.25	22.38
		699.7 (23017)	23.90	23.25	22.21
	1RB-Middle (3)	715.3 (23173)	24.16	23.49	22.30
		707.5 (23095)	24.21	23.38	22.46
		699.7 (23017)	24.22	23.32	22.39
	1RB-Low (0)	715.3 (23173)	24.09	23.31	22.41
		707.5 (23095)	24.22	23.32	22.45
		699.7 (23017)	24.06	23.35	22.25
	3RB-High (3)	715.3 (23173)	24.08	23.31	22.38
		707.5 (23095)	24.15	23.13	22.26
		699.7 (23017)	23.98	23.23	22.26
	3RB-Middle (1)	715.3 (23173)	24.34	23.18	22.30
		707.5 (23095)	24.28	23.26	22.20
		699.7 (23017)	24.20	23.05	22.17
	3RB-Low (0)	715.3 (23173)	24.16	23.29	22.31
		707.5 (23095)	24.12	23.27	22.34
		699.7 (23017)	24.08	23.15	22.21
	6RB (0)	715.3 (23173)	23.23	22.31	21.20
		707.5 (23095)	23.25	22.26	21.21
		699.7 (23017)	23.10	21.63	21.15
3MHz	1RB-High (14)	714.5 (23165)	24.23	23.53	22.77
		707.5 (23095)	24.27	23.59	22.35
		700.5 (23025)	24.20	23.54	22.42
	1RB-Middle (7)	714.5 (23165)	24.32	23.52	22.48
		707.5 (23095)	24.28	24.00	22.52
		700.5 (23025)	24.35	23.29	22.30
	1RB-Low (0)	714.5 (23165)	24.32	23.67	22.42
		707.5 (23095)	24.30	23.58	22.41
		700.5 (23025)	24.19	23.55	22.36
	8RB-High (7)	714.5 (23165)	23.26	22.43	21.51
		707.5 (23095)	23.40	22.38	21.45
		700.5 (23025)	23.28	22.27	21.47
	8RB-Middle (4)	714.5 (23165)	23.40	22.45	21.49
		707.5 (23095)	23.39	22.45	21.39
		700.5 (23025)	23.35	22.44	21.40
	8RB-Low (0)	714.5 (23165)	23.42	22.48	21.55
		707.5 (23095)	23.38	22.44	21.47
		700.5 (23025)	23.35	22.45	21.53
	15RB (0)	714.5 (23165)	23.45	22.50	21.44
		707.5 (23095)	23.37	22.39	21.33
		700.5 (23025)	23.34	22.44	21.35

5MHz	1RB-High (24)	713.5 (23155)	24.28	23.44	22.39	
		707.5 (23095)	24.22	23.67	22.53	
		701.5 (23035)	24.28	23.68	22.44	
	1RB-Middle (12)	713.5 (23155)	24.26	23.60	22.67	
		707.5 (23095)	24.32	24.08	22.46	
		701.5 (23035)	24.37	23.79	22.41	
	1RB-Low (0)	713.5 (23155)	24.23	23.67	22.49	
		707.5 (23095)	24.26	23.69	22.30	
		701.5 (23035)	24.07	23.70	22.36	
	12RB-High (13)	713.5 (23155)	23.28	22.49	21.42	
		707.5 (23095)	23.42	22.42	21.50	
		701.5 (23035)	23.33	22.37	21.44	
	12RB-Middle (6)	713.5 (23155)	23.46	22.56	21.58	
		707.5 (23095)	23.41	22.41	21.47	
		701.5 (23035)	23.40	22.42	21.38	
	12RB-Low (0)	713.5 (23155)	23.40	22.44	21.48	
		707.5 (23095)	23.39	22.38	21.46	
		701.5 (23035)	23.27	22.38	21.41	
	25RB (0)	713.5 (23155)	23.42	22.49	21.51	
		707.5 (23095)	23.34	22.42	21.47	
		701.5 (23035)	23.40	22.34	21.40	
	10MHz	1RB-High (49)	711 (23130)	24.01	23.77	22.14
			707.5 (23095)	24.12	23.64	22.04
			704 (23060)	23.98	23.66	22.29
1RB-Middle (24)		711 (23130)	24.10	23.39	22.43	
		707.5 (23095)	24.02	23.22	22.54	
		704 (23060)	23.98	23.27	22.28	
1RB-Low (0)		711 (23130)	24.06	23.74	22.32	
		707.5 (23095)	23.98	23.69	22.11	
		704 (23060)	23.84	23.58	21.99	
25RB-High (25)		711 (23130)	23.22	22.27	21.29	
		707.5 (23095)	23.08	22.19	21.22	
		704 (23060)	23.16	22.18	21.23	
25RB-Middle (12)		711 (23130)	23.23	22.28	21.29	
		707.5 (23095)	23.10	22.20	21.24	
		704 (23060)	23.16	22.27	21.20	
25RB-Low (0)		711 (23130)	23.24	22.32	21.28	
		707.5 (23095)	23.11	22.17	21.23	
		704 (23060)	23.13	22.15	21.14	
50RB (0)		711 (23130)	23.23	22.24	21.22	
		707.5 (23095)	23.14	22.14	21.09	
		704 (23060)	23.06	22.13	21.11	

LTE Band13(ANT1 DSI 8/13)

BANDWIDTH	Number of RBs	Frequency	QPSK	16QAM	64QAM
5MHz	1RB-High (24)	784.5 (23255)	23.96	23.33	22.26
		782 (23230)	23.99	23.36	22.44
		779.5 (23205)	24.03	23.38	22.37
	1RB-Middle (12)	784.5 (23255)	24.15	23.39	22.51
		782 (23230)	24.10	23.18	22.55
		779.5 (23205)	24.17	23.54	22.56
	1RB-Low (0)	784.5 (23255)	24.12	23.57	22.40
		782 (23230)	24.19	23.49	22.47
		779.5 (23205)	24.04	23.40	22.49
	12RB-High (13)	784.5 (23255)	23.13	22.14	21.33
		782 (23230)	23.01	22.08	21.34
		779.5 (23205)	23.15	22.17	21.35
	12RB-Middle (6)	784.5 (23255)	23.12	22.13	21.33
		782 (23230)	23.18	22.16	21.38
		779.5 (23205)	23.22	22.22	21.38
	12RB-Low (0)	784.5 (23255)	23.05	22.10	21.34
		782 (23230)	23.16	22.15	21.33
		779.5 (23205)	23.21	22.19	21.40
	25RB (0)	784.5 (23255)	23.08	22.13	21.22
		782 (23230)	23.10	22.19	21.30
		779.5 (23205)	23.19	22.21	21.40
10MHz	1RB-High (49)	782 (23230)	24.01	23.29	21.99
	1RB-Middle (24)	782 (23230)	24.11	23.27	22.59
	1RB-Low (0)	782 (23230)	24.12	23.69	22.09
	25RB-High (25)	782 (23230)	23.13	22.03	21.13
	25RB-Middle (12)	782 (23230)	23.15	22.21	21.17
	25RB-Low (0)	782 (23230)	23.18	22.28	21.22
	50RB (0)	782 (23230)	23.15	22.16	21.25

LTE Band26(ANT1 DSI 8/13)

BANDWIDTH	Number of RBs	Frequency	QPSK	16QAM	64QAM
1.4MHz	1RB-High (5)	848.3 (27033)	24.04	23.50	22.24
		831.5 (26865)	24.35	23.58	22.52
		814.7 (26697)	24.14	23.41	22.60
	1RB-Middle (3)	848.3 (27033)	24.19	23.45	22.30
		831.5 (26865)	24.54	23.71	22.60
		814.7 (26697)	24.27	23.52	22.54
	1RB-Low (0)	848.3 (27033)	24.15	23.33	22.56
		831.5 (26865)	24.36	23.65	22.67
		814.7 (26697)	24.05	23.57	22.44
	3RB-High (3)	848.3 (27033)	24.13	23.25	22.37
		831.5 (26865)	24.42	23.57	22.39
		814.7 (26697)	24.33	23.39	22.34
	3RB-Middle (1)	848.3 (27033)	24.24	23.24	22.38
		831.5 (26865)	24.42	23.58	22.58
		814.7 (26697)	24.34	23.11	22.42
	3RB-Low (0)	848.3 (27033)	24.18	23.30	22.33
		831.5 (26865)	24.37	23.55	22.51
		814.7 (26697)	24.29	23.47	22.49
	6RB (0)	848.3 (27033)	23.27	22.34	21.20
		831.5 (26865)	23.45	22.42	21.32
		814.7 (26697)	23.39	22.43	21.30
3MHz	1RB-High (14)	847.5 (27025)	24.23	23.48	22.30
		831.5 (26865)	24.51	23.73	22.59
		815.5 (26705)	24.61	23.70	21.74
	1RB-Middle (7)	847.5 (27025)	24.21	23.91	22.51
		831.5 (26865)	24.43	23.84	22.65
		815.5 (26705)	24.51	24.10	21.62
	1RB-Low (0)	847.5 (27025)	24.51	23.75	22.65
		831.5 (26865)	24.48	23.86	22.50
		815.5 (26705)	24.46	23.68	21.63
	8RB-High (7)	847.5 (27025)	23.20	22.35	21.47
		831.5 (26865)	23.49	22.55	21.62
		815.5 (26705)	23.51	22.55	20.53
	8RB-Middle (4)	847.5 (27025)	23.33	22.50	21.47
		831.5 (26865)	23.49	22.53	21.45
		815.5 (26705)	23.44	22.57	20.61
	8RB-Low (0)	847.5 (27025)	23.28	22.46	21.64
		831.5 (26865)	23.54	22.59	21.56
		815.5 (26705)	23.56	22.54	20.56
	15RB (0)	847.5 (27025)	23.35	22.53	21.41
		831.5 (26865)	23.48	22.48	21.50
		815.5 (26705)	23.50	22.53	20.53

5MHz	1RB-High (24)	846.5 (27015)	24.20	23.50	22.20	
		831.5 (26865)	24.51	23.80	22.61	
		816.5 (26715)	24.30	23.62	22.26	
	1RB-Middle (12)	846.5 (27015)	24.49	23.72	22.54	
		831.5 (26865)	24.47	23.47	22.45	
		816.5 (26715)	24.38	23.62	22.24	
	1RB-Low (0)	846.5 (27015)	24.62	24.04	22.75	
		831.5 (26865)	24.49	23.70	22.61	
		816.5 (26715)	24.24	23.85	22.52	
	12RB-High (13)	846.5 (27015)	23.40	22.47	21.39	
		831.5 (26865)	23.48	22.56	21.56	
		816.5 (26715)	23.44	22.38	21.48	
	12RB-Middle (6)	846.5 (27015)	23.59	22.61	21.67	
		831.5 (26865)	23.54	22.53	21.53	
		816.5 (26715)	23.47	22.51	21.49	
	12RB-Low (0)	846.5 (27015)	23.62	22.60	21.60	
		831.5 (26865)	23.40	22.45	21.45	
		816.5 (26715)	23.40	22.34	21.49	
	25RB (0)	846.5 (27015)	23.58	22.58	21.49	
		831.5 (26865)	23.49	22.56	21.52	
		816.5 (26715)	23.47	22.49	21.47	
	10MHz	1RB-High (49)	844 (26990)	24.13	23.68	22.41
			831.5 (26865)	24.45	23.65	22.58
			820 (26750)	24.26	23.75	22.35
1RB-Middle (24)		844 (26990)	24.60	23.67	22.78	
		831.5 (26865)	24.42	23.65	22.72	
		820 (26750)	24.19	23.38	22.36	
1RB-Low (0)		844 (26990)	24.42	23.93	22.69	
		831.5 (26865)	24.30	23.92	22.71	
		820 (26750)	24.26	23.83	22.62	
25RB-High (25)		844 (26990)	23.59	22.59	21.53	
		831.5 (26865)	23.56	22.55	21.57	
		820 (26750)	23.41	22.42	21.46	
25RB-Middle (12)		844 (26990)	23.74	22.75	21.77	
		831.5 (26865)	23.48	22.58	21.58	
		820 (26750)	23.43	22.43	21.47	
25RB-Low (0)		844 (26990)	23.59	22.68	21.62	
		831.5 (26865)	23.47	22.42	21.48	
		820 (26750)	23.40	22.43	21.44	
50RB (0)		844 (26990)	23.67	22.62	21.62	
		831.5 (26865)	23.52	22.55	21.46	
		820 (26750)	23.37	22.39	21.38	

15MHz	1RB-High (74)	841.5 (26965)	23.95	23.38	22.42
		831.5 (26865)	24.07	23.50	22.46
		822.5 (26775)	23.88	23.42	22.41
	1RB-Middle (37)	841.5 (26965)	24.07	23.45	22.64
		831.5 (26865)	24.09	23.36	22.49
		822.5 (26775)	23.79	23.15	22.31
	1RB-Low (0)	841.5 (26965)	24.11	23.47	22.58
		831.5 (26865)	23.87	23.40	22.54
		822.5 (26775)	23.86	23.40	22.49
	36RB-High (38)	841.5 (26965)	23.30	22.29	21.41
		831.5 (26865)	23.19	22.11	21.30
		822.5 (26775)	23.02	22.08	21.15
	36RB-Middle (19)	841.5 (26965)	23.35	22.24	21.37
		831.5 (26865)	23.14	22.05	21.25
		822.5 (26775)	23.07	22.00	21.12
	36RB-Low (0)	841.5 (26965)	23.21	22.21	21.27
		831.5 (26865)	22.99	22.00	21.10
		822.5 (26775)	23.03	21.96	21.03
	75RB (0)	841.5 (26965)	23.32	22.31	21.36
		831.5 (26865)	23.15	22.17	21.20
		822.5 (26775)	22.99	21.99	21.08

LTE Band38(ANT4 DSI 3)

BANDWIDTH	Number of RBs	Frequency	QPSK	16QAM	64QAM
5MHz	1RB-High (24)	2617.5 (38225)	22.78	22.24	21.33
		2595 (38000)	22.70	22.36	21.16
		2572.5 (37775)	22.42	21.92	21.05
	1RB-Middle (12)	2617.5 (38225)	22.97	22.23	21.32
		2595 (38000)	22.85	22.17	21.22
		2572.5 (37775)	22.58	21.90	20.99
	1RB-Low (0)	2617.5 (38225)	22.79	22.25	21.24
		2595 (38000)	22.61	22.11	21.33
		2572.5 (37775)	22.44	21.93	20.92
	12RB-High (13)	2617.5 (38225)	22.18	21.13	20.46
		2595 (38000)	22.11	21.14	20.40
		2572.5 (37775)	21.81	20.83	20.14
	12RB-Middle (6)	2617.5 (38225)	22.18	21.16	20.46
		2595 (38000)	22.13	21.09	20.44
		2572.5 (37775)	21.84	20.84	20.21
	12RB-Low (0)	2617.5 (38225)	22.22	21.18	20.31
		2595 (38000)	22.07	21.12	20.41
		2572.5 (37775)	21.84	20.85	20.20
	25RB (0)	2617.5 (38225)	22.15	21.20	20.46
		2595 (38000)	22.11	21.17	20.40
		2572.5 (37775)	21.82	20.87	20.13
10MHz	1RB-High (49)	2615 (38200)	22.73	22.19	21.27
		2595 (38000)	22.64	22.18	21.26
		2575 (37800)	22.34	21.89	21.00
	1RB-Middle (24)	2615 (38200)	22.78	22.20	21.34
		2595 (38000)	22.62	22.13	21.13
		2575 (37800)	22.37	21.84	20.90
	1RB-Low (0)	2615 (38200)	22.82	22.27	21.38
		2595 (38000)	22.64	22.13	21.23
		2575 (37800)	22.35	21.89	21.01
	25RB-High (25)	2615 (38200)	22.18	21.23	20.44
		2595 (38000)	22.11	21.15	20.40
		2575 (37800)	21.85	20.88	20.20
	25RB-Middle (12)	2615 (38200)	22.16	21.23	20.47
		2595 (38000)	22.15	21.22	20.43
		2575 (37800)	21.90	20.98	20.21
	25RB-Low (0)	2615 (38200)	22.15	21.23	20.44
		2595 (38000)	22.00	21.10	20.32
		2575 (37800)	21.84	20.92	20.14
	50RB (0)	2615 (38200)	22.13	21.25	20.40
		2595 (38000)	22.16	21.21	20.39
		2575 (37800)	21.90	20.93	20.18

15MHz	1RB-High (74)	2612.5 (38175)	22.53	22.10	21.12	
		2595 (38000)	22.59	22.13	21.11	
		2577.5 (37825)	22.32	21.88	20.91	
	1RB-Middle (37)	2612.5 (38175)	22.63	22.15	21.19	
		2595 (38000)	22.47	22.02	21.10	
		2577.5 (37825)	22.29	21.85	20.90	
	1RB-Low (0)	2612.5 (38175)	22.69	22.19	21.22	
		2595 (38000)	22.45	22.05	21.08	
		2577.5 (37825)	22.26	21.85	20.90	
	36RB-High (38)	2612.5 (38175)	22.01	21.08	20.39	
		2595 (38000)	21.97	21.05	20.38	
		2577.5 (37825)	21.79	20.80	20.13	
	36RB-Middle (19)	2612.5 (38175)	22.09	21.09	20.40	
		2595 (38000)	22.04	21.06	20.38	
		2577.5 (37825)	21.81	20.79	20.16	
	36RB-Low (0)	2612.5 (38175)	22.07	21.08	20.39	
		2595 (38000)	21.91	20.94	20.26	
		2577.5 (37825)	21.72	20.78	20.13	
	75RB (0)	2612.5 (38175)	22.02	21.13	20.37	
		2595 (38000)	22.02	21.11	20.38	
		2577.5 (37825)	21.78	20.82	20.11	
	20MHz	1RB-High (99)	2610 (38150)	22.53	22.10	21.12
			2595 (38000)	22.51	22.05	21.03
			2580 (37850)	22.56	22.09	21.14
1RB-Middle (50)		2610 (38150)	22.67	22.13	21.13	
		2595 (38000)	22.60	22.08	21.06	
		2580 (37850)	22.55	22.04	21.04	
1RB-Low (0)		2610 (38150)	22.69	22.17	21.19	
		2595 (38000)	22.67	22.17	21.20	
		2580 (37850)	22.46	22.01	20.99	
50RB-High (50)		2610 (38150)	22.04	21.11	20.29	
		2595 (38000)	22.00	21.06	20.21	
		2580 (37850)	21.96	21.06	20.20	
50RB-Middle (25)		2610 (38150)	22.05	21.08	20.26	
		2595 (38000)	22.06	21.10	20.27	
		2580 (37850)	21.98	21.06	20.19	
50RB-Low (0)		2610 (38150)	22.12	21.13	20.28	
		2595 (38000)	21.99	21.07	20.21	
		2580 (37850)	21.88	20.92	20.13	
100RB (0)		2610 (38150)	22.05	21.12	20.36	
		2595 (38000)	22.02	21.09	20.35	
		2580 (37850)	21.99	21.02	20.26	

LTE Band38(ANT4 DSI 8)

BANDWIDTH	Number of RBs	Frequency	QPSK	16QAM	64QAM
5MHz	1RB-High (24)	2617.5 (38225)	19.89	19.90	19.72
		2595 (38000)	19.81	19.90	19.59
		2572.5 (37775)	19.46	19.53	19.25
	1RB-Middle (12)	2617.5 (38225)	19.86	19.89	19.67
		2595 (38000)	20.07	19.81	19.49
		2572.5 (37775)	19.35	19.48	19.29
	1RB-Low (0)	2617.5 (38225)	19.87	19.98	19.60
		2595 (38000)	19.77	19.84	19.45
		2572.5 (37775)	19.49	19.59	19.28
	12RB-High (13)	2617.5 (38225)	19.92	19.79	19.74
		2595 (38000)	19.87	19.73	19.76
		2572.5 (37775)	19.51	19.38	19.41
	12RB-Middle (6)	2617.5 (38225)	19.96	19.82	19.83
		2595 (38000)	19.85	19.74	19.75
		2572.5 (37775)	19.51	19.39	19.45
	12RB-Low (0)	2617.5 (38225)	19.95	19.79	19.88
		2595 (38000)	19.81	19.73	19.69
		2572.5 (37775)	19.52	19.41	19.41
	25RB (0)	2617.5 (38225)	19.92	19.88	19.75
		2595 (38000)	19.84	19.79	19.68
		2572.5 (37775)	19.52	19.42	19.40
10MHz	1RB-High (49)	2615 (38200)	19.80	19.89	19.58
		2595 (38000)	19.75	19.87	19.53
		2575 (37800)	19.44	19.52	19.29
	1RB-Middle (24)	2615 (38200)	19.93	19.91	19.56
		2595 (38000)	19.78	19.75	19.48
		2575 (37800)	19.51	19.48	19.28
	1RB-Low (0)	2615 (38200)	19.94	20.01	19.74
		2595 (38000)	19.74	19.82	19.46
		2575 (37800)	19.50	19.56	19.21
	25RB-High (25)	2615 (38200)	19.92	19.81	19.81
		2595 (38000)	19.87	19.78	19.70
		2575 (37800)	19.53	19.46	19.38
	25RB-Middle (12)	2615 (38200)	19.91	19.90	19.76
		2595 (38000)	19.89	19.80	19.73
		2575 (37800)	19.57	19.53	19.38
	25RB-Low (0)	2615 (38200)	19.89	19.90	19.74
		2595 (38000)	19.74	19.74	19.56
		2575 (37800)	19.58	19.55	19.44
	50RB (0)	2615 (38200)	19.89	19.88	19.70
		2595 (38000)	19.84	19.84	19.71
		2575 (37800)	19.55	19.52	19.43

15MHz	1RB-High (74)	2612.5 (38175)	19.66	19.75	19.24	
		2595 (38000)	19.64	19.75	19.31	
		2577.5 (37825)	19.34	19.53	19.22	
	1RB-Middle (37)	2612.5 (38175)	19.72	19.83	19.48	
		2595 (38000)	19.63	19.69	19.33	
		2577.5 (37825)	19.31	19.45	19.24	
	1RB-Low (0)	2612.5 (38175)	19.78	19.84	19.47	
		2595 (38000)	19.57	19.67	19.26	
		2577.5 (37825)	19.35	19.47	19.35	
	36RB-High (38)	2612.5 (38175)	19.73	19.68	19.68	
		2595 (38000)	19.67	19.63	19.61	
		2577.5 (37825)	19.41	19.39	19.31	
	36RB-Middle (19)	2612.5 (38175)	19.74	19.68	19.64	
		2595 (38000)	19.69	19.64	19.67	
		2577.5 (37825)	19.42	19.39	19.37	
	36RB-Low (0)	2612.5 (38175)	19.69	19.67	19.66	
		2595 (38000)	19.60	19.50	19.44	
		2577.5 (37825)	19.37	19.30	19.31	
	75RB (0)	2612.5 (38175)	19.72	19.69	19.66	
		2595 (38000)	19.71	19.66	19.64	
		2577.5 (37825)	19.41	19.38	19.34	
	20MHz	1RB-High (99)	2610 (38150)	19.63	19.78	19.29
			2595 (38000)	19.59	19.73	19.22
			2580 (37850)	19.61	19.78	19.30
1RB-Middle (50)		2610 (38150)	19.72	19.83	19.37	
		2595 (38000)	19.66	19.77	19.26	
		2580 (37850)	19.57	19.70	19.21	
1RB-Low (0)		2610 (38150)	19.74	19.88	19.34	
		2595 (38000)	19.71	19.84	19.33	
		2580 (37850)	19.54	19.66	19.20	
50RB-High (50)		2610 (38150)	19.72	19.76	19.76	
		2595 (38000)	19.70	19.74	19.73	
		2580 (37850)	19.66	19.65	19.68	
50RB-Middle (25)		2610 (38150)	19.69	19.73	19.75	
		2595 (38000)	19.73	19.75	19.76	
		2580 (37850)	19.64	19.67	19.70	
50RB-Low (0)		2610 (38150)	19.74	19.71	19.72	
		2595 (38000)	19.66	19.69	19.68	
		2580 (37850)	19.56	19.58	19.58	
100RB (0)		2610 (38150)	19.70	19.73	19.76	
		2595 (38000)	19.70	19.73	19.71	
		2580 (37850)	19.64	19.67	19.67	

LTE Band38(ANT4 DSI 13)

BANDWIDTH	Number of RBs	Frequency	QPSK	16QAM	64QAM	
5MHz	1RB-High (24)	2617.5 (38225)	17.83	17.94	17.72	
		2595 (38000)	17.76	17.94	17.60	
		2572.5 (37775)	17.45	17.61	17.20	
	1RB-Middle (12)	2617.5 (38225)	17.80	17.93	17.67	
		2595 (38000)	18.00	17.86	17.51	
		2572.5 (37775)	17.35	17.56	17.24	
	1RB-Low (0)	2617.5 (38225)	17.81	18.01	17.61	
		2595 (38000)	17.73	17.89	17.47	
		2572.5 (37775)	17.47	17.66	17.23	
	12RB-High (13)	2617.5 (38225)	17.86	17.84	17.74	
		2595 (38000)	17.81	17.78	17.75	
		2572.5 (37775)	17.49	17.47	17.44	
	12RB-Middle (6)	2617.5 (38225)	17.90	17.87	17.81	
		2595 (38000)	17.79	17.79	17.75	
		2572.5 (37775)	17.49	17.48	17.47	
	12RB-Low (0)	2617.5 (38225)	17.89	17.84	17.86	
		2595 (38000)	17.76	17.78	17.69	
		2572.5 (37775)	17.50	17.50	17.44	
	25RB (0)	2617.5 (38225)	17.86	17.92	17.75	
		2595 (38000)	17.78	17.84	17.68	
		2572.5 (37775)	17.50	17.51	17.43	
	10MHz	1RB-High (49)	2615 (38200)	17.75	17.93	17.59
			2595 (38000)	17.71	17.91	17.54
			2575 (37800)	17.43	17.60	17.24
1RB-Middle (24)		2615 (38200)	17.87	17.95	17.57	
		2595 (38000)	17.74	17.80	17.50	
		2575 (37800)	17.49	17.56	17.23	
1RB-Low (0)		2615 (38200)	17.88	18.03	17.74	
		2595 (38000)	17.70	17.87	17.48	
		2575 (37800)	17.48	17.64	17.26	
25RB-High (25)		2615 (38200)	17.86	17.86	17.79	
		2595 (38000)	17.81	17.83	17.70	
		2575 (37800)	17.51	17.54	17.41	
25RB-Middle (12)		2615 (38200)	17.85	17.94	17.75	
		2595 (38000)	17.83	17.85	17.73	
		2575 (37800)	17.54	17.61	17.41	
25RB-Low (0)		2615 (38200)	17.83	17.94	17.74	
		2595 (38000)	17.70	17.79	17.57	
		2575 (37800)	17.55	17.63	17.47	
50RB (0)		2615 (38200)	17.83	17.92	17.70	
		2595 (38000)	17.78	17.89	17.71	
		2575 (37800)	17.53	17.60	17.46	

15MHz	1RB-High (74)	2612.5 (38175)	17.58	17.77	17.45	
		2595 (38000)	17.61	17.80	17.35	
		2577.5 (37825)	17.34	17.61	17.35	
	1RB-Middle (37)	2612.5 (38175)	17.68	17.88	17.50	
		2595 (38000)	17.60	17.75	17.37	
		2577.5 (37825)	17.31	17.53	17.31	
	1RB-Low (0)	2612.5 (38175)	17.74	17.89	17.49	
		2595 (38000)	17.54	17.73	17.30	
		2577.5 (37825)	17.35	17.55	17.32	
	36RB-High (38)	2612.5 (38175)	17.69	17.74	17.68	
		2595 (38000)	17.64	17.69	17.62	
		2577.5 (37825)	17.41	17.48	17.35	
	36RB-Middle (19)	2612.5 (38175)	17.70	17.74	17.65	
		2595 (38000)	17.66	17.70	17.67	
		2577.5 (37825)	17.42	17.48	17.40	
	36RB-Low (0)	2612.5 (38175)	17.66	17.73	17.66	
		2595 (38000)	17.57	17.58	17.47	
		2577.5 (37825)	17.37	17.39	17.35	
	75RB (0)	2612.5 (38175)	17.68	17.75	17.66	
		2595 (38000)	17.67	17.72	17.65	
		2577.5 (37825)	17.41	17.47	17.38	
	20MHz	1RB-High (99)	2610 (38150)	17.60	17.83	17.33
			2595 (38000)	17.63	17.77	17.30
			2580 (37850)	17.66	17.83	17.31
1RB-Middle (50)		2610 (38150)	17.74	17.87	17.39	
		2595 (38000)	17.68	17.79	17.31	
		2580 (37850)	17.56	17.68	17.23	
1RB-Low (0)		2610 (38150)	17.76	17.93	17.39	
		2595 (38000)	17.73	17.90	17.40	
		2580 (37850)	17.56	17.66	17.21	
50RB-High (50)		2610 (38150)	17.74	17.78	17.81	
		2595 (38000)	17.74	17.73	17.75	
		2580 (37850)	17.68	17.70	17.69	
50RB-Middle (25)		2610 (38150)	17.74	17.76	17.77	
		2595 (38000)	17.77	17.81	17.79	
		2580 (37850)	17.69	17.71	17.70	
50RB-Low (0)		2610 (38150)	17.74	17.77	17.81	
		2595 (38000)	17.73	17.74	17.76	
		2580 (37850)	17.57	17.60	17.59	
100RB (0)		2610 (38150)	17.72	17.76	17.73	
		2595 (38000)	17.74	17.77	17.76	
		2580 (37850)	17.68	17.70	17.69	

LTE Band38(ANT2 DSI 3)

BANDWIDTH	Number of RBs	Frequency	QPSK	16QAM	64QAM
5MHz	1RB-High (24)	2617.5 (38225)	19.89	20.02	19.93
		2595 (38000)	19.85	20.14	20.04
		2572.5 (37775)	19.99	20.06	20.18
	1RB-Middle (12)	2617.5 (38225)	19.76	19.84	19.85
		2595 (38000)	19.79	19.91	19.93
		2572.5 (37775)	19.92	20.01	19.98
	1RB-Low (0)	2617.5 (38225)	19.91	19.87	20.03
		2595 (38000)	19.85	19.94	20.14
		2572.5 (37775)	19.95	20.01	20.15
	12RB-High (13)	2617.5 (38225)	19.81	19.61	19.08
		2595 (38000)	19.88	19.75	19.15
		2572.5 (37775)	19.96	19.85	19.24
	12RB-Middle (6)	2617.5 (38225)	19.83	19.67	19.16
		2595 (38000)	19.89	19.77	19.16
		2572.5 (37775)	19.99	19.84	19.27
	12RB-Low (0)	2617.5 (38225)	19.86	19.71	19.12
		2595 (38000)	19.88	19.76	19.17
		2572.5 (37775)	19.95	19.86	19.21
	25RB (0)	2617.5 (38225)	19.83	19.74	19.01
		2595 (38000)	19.90	19.84	19.08
		2572.5 (37775)	19.95	19.91	19.20
10MHz	1RB-High (49)	2615 (38200)	19.92	19.93	19.92
		2595 (38000)	19.89	19.95	20.06
		2575 (37800)	20.02	20.05	20.13
	1RB-Middle (24)	2615 (38200)	19.93	19.93	20.00
		2595 (38000)	19.86	19.94	20.05
		2575 (37800)	20.03	20.09	20.14
	1RB-Low (0)	2615 (38200)	20.01	20.08	20.12
		2595 (38000)	20.00	20.11	20.16
		2575 (37800)	20.02	20.12	20.17
	25RB-High (25)	2615 (38200)	19.94	19.86	19.11
		2595 (38000)	19.94	19.86	19.14
		2575 (37800)	20.00	19.96	19.21
	25RB-Middle (12)	2615 (38200)	19.94	19.84	19.17
		2595 (38000)	20.05	19.94	19.26
		2575 (37800)	20.12	20.04	19.40
	25RB-Low (0)	2615 (38200)	19.95	19.84	19.13
		2595 (38000)	20.05	19.97	19.26
		2575 (37800)	20.08	20.09	19.29
	50RB (0)	2615 (38200)	19.90	19.84	19.09
		2595 (38000)	20.01	19.96	19.22
		2575 (37800)	20.13	20.08	19.34

15MHz	1RB-High (74)	2612.5 (38175)	19.87	19.85	19.82	
		2595 (38000)	19.87	19.95	20.02	
		2577.5 (37825)	19.87	20.06	20.08	
	1RB-Middle (37)	2612.5 (38175)	19.82	19.92	19.94	
		2595 (38000)	19.81	19.94	19.97	
		2577.5 (37825)	19.93	20.07	20.04	
	1RB-Low (0)	2612.5 (38175)	19.92	20.05	20.03	
		2595 (38000)	19.90	20.01	20.05	
		2577.5 (37825)	19.92	20.07	20.08	
	36RB-High (38)	2612.5 (38175)	19.85	19.69	19.08	
		2595 (38000)	19.84	19.76	19.12	
		2577.5 (37825)	19.94	19.78	19.15	
	36RB-Middle (19)	2612.5 (38175)	19.88	19.75	19.08	
		2595 (38000)	19.95	19.83	19.12	
		2577.5 (37825)	20.03	19.91	19.27	
	36RB-Low (0)	2612.5 (38175)	19.88	19.74	19.08	
		2595 (38000)	19.93	19.84	19.16	
		2577.5 (37825)	19.96	19.83	19.23	
	75RB (0)	2612.5 (38175)	19.80	19.72	19.09	
		2595 (38000)	19.90	19.84	19.15	
		2577.5 (37825)	20.00	19.95	19.24	
	20MHz	1RB-High (99)	2610 (38150)	19.71	19.82	19.82
			2595 (38000)	19.75	19.94	18.95
			2580 (37850)	19.79	19.99	18.99
1RB-Middle (50)		2610 (38150)	19.87	19.92	18.97	
		2595 (38000)	19.88	19.98	19.01	
		2580 (37850)	19.90	20.01	19.04	
1RB-Low (0)		2610 (38150)	19.94	20.07	19.05	
		2595 (38000)	19.89	20.02	19.02	
		2580 (37850)	19.95	20.11	19.12	
50RB-High (50)		2610 (38150)	19.75	19.27	18.28	
		2595 (38000)	19.88	19.31	18.34	
		2580 (37850)	19.88	19.33	18.33	
50RB-Middle (25)		2610 (38150)	19.80	19.29	18.29	
		2595 (38000)	19.94	19.40	18.42	
		2580 (37850)	19.94	19.40	18.44	
50RB-Low (0)		2610 (38150)	19.85	19.32	18.35	
		2595 (38000)	19.92	19.37	18.37	
		2580 (37850)	19.95	19.37	18.39	
100RB (0)		2610 (38150)	19.78	19.20	18.28	
		2595 (38000)	19.94	19.40	18.42	
		2580 (37850)	19.99	19.39	18.39	

LTE Band38(ANT2 DSI 8)

BANDWIDTH	Number of RBs	Frequency	QPSK	16QAM	64QAM
5MHz	1RB-High (24)	2617.5 (38225)	17.63	17.58	17.23
		2595 (38000)	17.63	17.77	17.40
		2572.5 (37775)	17.72	17.73	17.28
	1RB-Middle (12)	2617.5 (38225)	17.92	17.56	17.32
		2595 (38000)	17.66	17.58	16.99
		2572.5 (37775)	17.71	17.67	17.09
	1RB-Low (0)	2617.5 (38225)	17.67	17.65	17.22
		2595 (38000)	17.70	17.69	17.31
		2572.5 (37775)	17.69	17.71	17.45
	12RB-High (13)	2617.5 (38225)	17.64	17.41	17.38
		2595 (38000)	17.66	17.62	17.46
		2572.5 (37775)	17.73	17.56	17.61
	12RB-Middle (6)	2617.5 (38225)	17.66	17.51	17.40
		2595 (38000)	17.74	17.57	17.55
		2572.5 (37775)	17.74	17.57	17.44
	12RB-Low (0)	2617.5 (38225)	17.73	17.52	17.45
		2595 (38000)	17.71	17.58	17.53
		2572.5 (37775)	17.73	17.49	17.56
	25RB (0)	2617.5 (38225)	17.65	17.52	17.38
		2595 (38000)	17.69	17.60	17.45
		2572.5 (37775)	17.76	17.59	17.42
10MHz	1RB-High (49)	2615 (38200)	17.70	17.51	17.21
		2595 (38000)	17.55	17.56	17.20
		2575 (37800)	17.64	17.66	17.28
	1RB-Middle (24)	2615 (38200)	17.63	17.58	17.23
		2595 (38000)	17.58	17.55	17.22
		2575 (37800)	17.71	17.65	17.32
	1RB-Low (0)	2615 (38200)	17.65	17.74	17.32
		2595 (38000)	17.67	17.73	17.42
		2575 (37800)	17.64	17.71	17.37
	25RB-High (25)	2615 (38200)	17.63	17.50	17.38
		2595 (38000)	17.63	17.56	17.42
		2575 (37800)	17.65	17.57	17.48
	25RB-Middle (12)	2615 (38200)	17.66	17.55	17.41
		2595 (38000)	17.72	17.69	17.54
		2575 (37800)	17.81	17.72	17.60
	25RB-Low (0)	2615 (38200)	17.66	17.64	17.32
		2595 (38000)	17.70	17.59	17.47
		2575 (37800)	17.73	17.69	17.52
	50RB (0)	2615 (38200)	17.62	17.48	17.34
		2595 (38000)	17.76	17.63	17.52
		2575 (37800)	17.80	17.72	17.56

15MHz	1RB-High (74)	2612.5 (38175)	17.64	17.45	16.98	
		2595 (38000)	17.52	17.57	17.09	
		2577.5 (37825)	17.54	17.60	17.13	
	1RB-Middle (37)	2612.5 (38175)	17.47	17.47	17.07	
		2595 (38000)	17.48	17.52	17.10	
		2577.5 (37825)	17.58	17.63	17.24	
	1RB-Low (0)	2612.5 (38175)	17.58	17.65	17.23	
		2595 (38000)	17.52	17.59	17.26	
		2577.5 (37825)	17.54	17.64	17.20	
	36RB-High (38)	2612.5 (38175)	17.52	17.40	17.30	
		2595 (38000)	17.49	17.36	17.34	
		2577.5 (37825)	17.57	17.41	17.37	
	36RB-Middle (19)	2612.5 (38175)	17.49	17.39	17.30	
		2595 (38000)	17.56	17.50	17.46	
		2577.5 (37825)	17.65	17.54	17.47	
	36RB-Low (0)	2612.5 (38175)	17.50	17.40	17.30	
		2595 (38000)	17.60	17.42	17.37	
		2577.5 (37825)	17.58	17.48	17.41	
	75RB (0)	2612.5 (38175)	17.45	17.40	17.29	
		2595 (38000)	17.55	17.52	17.40	
		2577.5 (37825)	17.63	17.56	17.46	
	20MHz	1RB-High (99)	2610 (38150)	17.28	17.42	17.00
			2595 (38000)	17.45	17.55	17.13
			2580 (37850)	17.45	17.53	17.11
1RB-Middle (50)		2610 (38150)	17.49	17.55	17.14	
		2595 (38000)	17.52	17.62	17.14	
		2580 (37850)	17.53	17.60	17.21	
1RB-Low (0)		2610 (38150)	17.54	17.69	17.23	
		2595 (38000)	17.53	17.64	17.15	
		2580 (37850)	17.60	17.71	17.23	
50RB-High (50)		2610 (38150)	17.41	17.45	17.47	
		2595 (38000)	17.51	17.49	17.53	
		2580 (37850)	17.53	17.54	17.54	
50RB-Middle (25)		2610 (38150)	17.42	17.49	17.49	
		2595 (38000)	17.56	17.60	17.61	
		2580 (37850)	17.55	17.59	17.60	
50RB-Low (0)		2610 (38150)	17.41	17.52	17.52	
		2595 (38000)	17.52	17.54	17.54	
		2580 (37850)	17.53	17.56	17.59	
100RB (0)		2610 (38150)	17.44	17.42	17.48	
		2595 (38000)	17.58	17.56	17.60	
		2580 (37850)	17.55	17.61	17.59	

LTE Band38(ANT2 DSI 13)

BANDWIDTH	Number of RBs	Frequency	QPSK	16QAM	64QAM	
5MHz	1RB-High (24)	2617.5 (38225)	15.16	15.15	14.75	
		2595 (38000)	15.16	15.31	14.89	
		2572.5 (37775)	15.24	15.28	14.79	
	1RB-Middle (12)	2617.5 (38225)	15.41	15.13	14.83	
		2595 (38000)	15.19	15.15	14.54	
		2572.5 (37775)	15.23	15.23	14.63	
	1RB-Low (0)	2617.5 (38225)	15.20	15.21	14.74	
		2595 (38000)	15.22	15.24	14.82	
		2572.5 (37775)	15.21	15.26	14.93	
	12RB-High (13)	2617.5 (38225)	15.17	15.00	14.87	
		2595 (38000)	15.19	15.18	14.94	
		2572.5 (37775)	15.25	15.13	15.07	
	12RB-Middle (6)	2617.5 (38225)	15.19	15.09	14.89	
		2595 (38000)	15.26	15.14	15.02	
		2572.5 (37775)	15.26	15.14	14.92	
	12RB-Low (0)	2617.5 (38225)	15.25	15.10	14.93	
		2595 (38000)	15.23	15.15	15.00	
		2572.5 (37775)	15.25	15.07	15.03	
	25RB (0)	2617.5 (38225)	15.18	15.10	14.87	
		2595 (38000)	15.21	15.17	14.93	
		2572.5 (37775)	15.27	15.16	14.91	
	10MHz	1RB-High (49)	2615 (38200)	15.22	15.09	14.73
			2595 (38000)	15.09	15.13	14.72
			2575 (37800)	15.17	15.22	14.79
1RB-Middle (24)		2615 (38200)	15.16	15.15	14.75	
		2595 (38000)	15.12	15.12	14.74	
		2575 (37800)	15.23	15.21	14.83	
1RB-Low (0)		2615 (38200)	15.18	15.29	14.83	
		2595 (38000)	15.20	15.28	14.91	
		2575 (37800)	15.17	15.26	14.86	
25RB-High (25)		2615 (38200)	15.16	15.08	14.87	
		2595 (38000)	15.16	15.13	14.91	
		2575 (37800)	15.18	15.14	14.96	
25RB-Middle (12)		2615 (38200)	15.19	15.12	14.90	
		2595 (38000)	15.24	15.24	15.01	
		2575 (37800)	15.32	15.27	15.06	
25RB-Low (0)		2615 (38200)	15.19	15.20	14.83	
		2595 (38000)	15.22	15.16	14.95	
		2575 (37800)	15.25	15.24	14.99	
50RB (0)		2615 (38200)	15.15	15.06	14.84	
		2595 (38000)	15.27	15.19	14.99	
		2575 (37800)	15.31	15.27	15.03	

15MHz	1RB-High (74)	2612.5 (38175)	15.17	15.04	14.53	
		2595 (38000)	15.07	15.14	14.63	
		2577.5 (37825)	15.08	15.17	14.66	
	1RB-Middle (37)	2612.5 (38175)	15.02	15.05	14.61	
		2595 (38000)	15.03	15.10	14.64	
		2577.5 (37825)	15.12	15.19	14.76	
	1RB-Low (0)	2612.5 (38175)	15.12	15.21	14.75	
		2595 (38000)	15.07	15.16	14.78	
		2577.5 (37825)	15.08	15.20	14.72	
	36RB-High (38)	2612.5 (38175)	15.07	14.99	14.81	
		2595 (38000)	15.04	14.96	14.84	
		2577.5 (37825)	15.11	15.00	14.86	
	36RB-Middle (19)	2612.5 (38175)	15.04	14.98	14.81	
		2595 (38000)	15.10	15.08	14.94	
		2577.5 (37825)	15.18	15.11	14.95	
	36RB-Low (0)	2612.5 (38175)	15.05	14.99	14.81	
		2595 (38000)	15.14	15.01	14.86	
		2577.5 (37825)	15.12	15.06	14.90	
	75RB (0)	2612.5 (38175)	15.01	14.99	14.80	
		2595 (38000)	15.09	15.10	14.89	
		2577.5 (37825)	15.16	15.13	14.94	
	20MHz	1RB-High (99)	2610 (38150)	14.86	15.01	14.55
			2595 (38000)	15.00	15.13	14.62
			2580 (37850)	15.00	15.13	14.67
		1RB-Middle (50)	2610 (38150)	15.02	15.10	14.60
			2595 (38000)	15.04	15.14	14.60
			2580 (37850)	15.05	15.16	14.71
1RB-Low (0)		2610 (38150)	15.12	15.24	14.71	
		2595 (38000)	15.04	15.19	14.68	
		2580 (37850)	15.13	15.27	14.78	
50RB-High (50)		2610 (38150)	14.99	14.98	14.97	
		2595 (38000)	15.08	15.03	15.05	
		2580 (37850)	15.07	15.07	15.06	
50RB-Middle (25)		2610 (38150)	15.03	15.05	15.01	
		2595 (38000)	15.15	15.13	15.17	
		2580 (37850)	15.11	15.15	15.15	
50RB-Low (0)		2610 (38150)	15.06	15.09	15.03	
		2595 (38000)	15.10	15.10	15.09	
		2580 (37850)	15.09	15.10	15.07	
100RB (0)		2610 (38150)	14.98	14.96	14.95	
		2595 (38000)	15.15	15.13	15.13	
		2580 (37850)	15.10	15.15	15.14	

LTE Band38(ANT0 DSI 3)

BANDWIDTH	Number of RBs	Frequency	QPSK	16QAM	64QAM
5MHz	1RB-High (24)	2617.5 (38225)	18.90	19.02	18.08
		2595 (38000)	19.02	18.98	18.03
		2572.5 (37775)	18.44	18.43	17.52
	1RB-Middle (12)	2617.5 (38225)	18.89	19.06	18.09
		2595 (38000)	19.04	18.83	17.91
		2572.5 (37775)	18.41	18.35	17.37
	1RB-Low (0)	2617.5 (38225)	18.86	19.03	18.21
		2595 (38000)	18.97	18.84	17.84
		2572.5 (37775)	18.41	18.30	17.48
	12RB-High (13)	2617.5 (38225)	18.89	17.90	17.19
		2595 (38000)	18.95	17.79	17.09
		2572.5 (37775)	18.37	17.31	16.55
	12RB-Middle (6)	2617.5 (38225)	18.84	17.98	17.20
		2595 (38000)	18.92	17.76	17.04
		2572.5 (37775)	18.37	17.28	16.51
	12RB-Low (0)	2617.5 (38225)	18.76	17.96	17.24
		2595 (38000)	18.90	17.87	17.08
		2572.5 (37775)	18.35	17.28	16.55
	25RB (0)	2617.5 (38225)	18.79	18.00	17.18
		2595 (38000)	18.90	17.88	17.04
		2572.5 (37775)	18.36	17.32	16.49
10MHz	1RB-High (49)	2615 (38200)	19.11	18.95	18.07
		2595 (38000)	19.00	18.93	18.02
		2575 (37800)	18.57	18.48	17.53
	1RB-Middle (24)	2615 (38200)	19.04	18.95	18.07
		2595 (38000)	18.95	18.81	17.95
		2575 (37800)	18.45	18.33	17.34
	1RB-Low (0)	2615 (38200)	19.09	19.03	18.13
		2595 (38000)	18.94	18.81	17.94
		2575 (37800)	18.41	18.37	17.40
	25RB-High (25)	2615 (38200)	19.08	17.96	17.23
		2595 (38000)	18.93	17.90	17.08
		2575 (37800)	18.48	17.45	16.62
	25RB-Middle (12)	2615 (38200)	19.07	18.01	17.16
		2595 (38000)	18.96	17.94	17.03
		2575 (37800)	18.46	17.41	16.60
	25RB-Low (0)	2615 (38200)	19.04	17.97	17.11
		2595 (38000)	18.93	17.88	17.02
		2575 (37800)	18.40	17.37	16.56
	50RB (0)	2615 (38200)	19.03	17.96	17.15
		2595 (38000)	18.95	17.92	17.07
		2575 (37800)	18.41	17.44	16.62

15MHz	1RB-High (74)	2612.5 (38175)	19.08	18.91	17.85	
		2595 (38000)	18.93	18.92	17.87	
		2577.5 (37825)	18.65	18.54	17.53	
	1RB-Middle (37)	2612.5 (38175)	19.07	18.91	17.90	
		2595 (38000)	18.85	18.79	17.77	
		2577.5 (37825)	18.46	18.41	17.36	
	1RB-Low (0)	2612.5 (38175)	19.07	18.92	17.99	
		2595 (38000)	18.82	18.77	17.77	
		2577.5 (37825)	18.36	18.32	17.28	
	36RB-High (38)	2612.5 (38175)	19.14	17.89	17.08	
		2595 (38000)	18.90	17.81	17.04	
		2577.5 (37825)	18.40	17.35	16.56	
	36RB-Middle (19)	2612.5 (38175)	19.04	17.83	17.13	
		2595 (38000)	18.89	17.76	17.03	
		2577.5 (37825)	18.35	17.27	16.53	
	36RB-Low (0)	2612.5 (38175)	19.04	17.83	17.09	
		2595 (38000)	18.80	17.72	16.95	
		2577.5 (37825)	18.32	17.24	16.50	
	75RB (0)	2612.5 (38175)	19.13	17.89	17.09	
		2595 (38000)	18.82	17.80	17.00	
		2577.5 (37825)	18.35	17.29	16.56	
	20MHz	1RB-High (99)	2610 (38150)	19.00	18.93	17.83
			2595 (38000)	19.04	19.05	17.90
			2580 (37850)	19.28	19.29	18.19
1RB-Middle (50)		2610 (38150)	19.17	19.07	17.94	
		2595 (38000)	19.29	19.13	18.06	
		2580 (37850)	19.36	19.31	18.21	
1RB-Low (0)		2610 (38150)	19.28	19.22	18.09	
		2595 (38000)	19.52	19.38	18.34	
		2580 (37850)	19.39	19.39	18.31	
50RB-High (50)		2610 (38150)	19.00	17.99	17.06	
		2595 (38000)	19.10	18.09	17.16	
		2580 (37850)	19.25	18.27	17.30	
50RB-Middle (25)		2610 (38150)	19.05	18.04	17.04	
		2595 (38000)	19.21	18.21	17.25	
		2580 (37850)	19.34	18.34	17.40	
50RB-Low (0)		2610 (38150)	19.15	18.12	17.15	
		2595 (38000)	19.20	18.20	17.24	
		2580 (37850)	19.25	18.26	17.31	
100RB (0)		2610 (38150)	19.03	18.02	17.12	
		2595 (38000)	19.18	18.18	17.32	
		2580 (37850)	19.31	18.26	17.47	

LTE Band38(ANT0 DSI 8)

BANDWIDTH	Number of RBs	Frequency	QPSK	16QAM	64QAM	
5MHz	1RB-High (24)	2617.5 (38225)	19.84	19.02	17.88	
		2595 (38000)	20.05	19.20	18.16	
		2572.5 (37775)	20.24	19.42	18.33	
	1RB-Middle (12)	2617.5 (38225)	19.86	18.95	17.87	
		2595 (38000)	20.00	19.15	18.06	
		2572.5 (37775)	20.45	19.37	18.29	
	1RB-Low (0)	2617.5 (38225)	19.89	19.00	18.00	
		2595 (38000)	20.09	19.19	18.24	
		2572.5 (37775)	20.26	19.38	18.25	
	12RB-High (13)	2617.5 (38225)	18.84	17.89	16.98	
		2595 (38000)	19.08	18.07	17.19	
		2572.5 (37775)	19.29	18.32	17.43	
	12RB-Middle (6)	2617.5 (38225)	18.89	17.89	17.01	
		2595 (38000)	19.08	18.13	17.32	
		2572.5 (37775)	19.29	18.32	17.42	
	12RB-Low (0)	2617.5 (38225)	18.89	17.92	17.03	
		2595 (38000)	19.10	18.05	17.33	
		2572.5 (37775)	19.31	18.32	17.45	
	25RB (0)	2617.5 (38225)	18.88	17.92	17.00	
		2595 (38000)	19.08	18.16	17.21	
		2572.5 (37775)	19.29	18.33	17.37	
	10MHz	1RB-High (49)	2615 (38200)	19.90	18.91	17.83
			2595 (38000)	19.92	19.05	17.98
			2575 (37800)	20.13	19.25	18.19
1RB-Middle (24)		2615 (38200)	19.93	18.88	17.81	
		2595 (38000)	19.98	19.11	18.09	
		2575 (37800)	20.17	19.30	18.19	
1RB-Low (0)		2615 (38200)	19.96	19.06	17.90	
		2595 (38000)	20.14	19.24	18.18	
		2575 (37800)	20.25	19.41	18.33	
25RB-High (25)		2615 (38200)	18.90	17.90	16.98	
		2595 (38000)	19.07	18.09	17.20	
		2575 (37800)	19.30	18.30	17.37	
25RB-Middle (12)		2615 (38200)	18.87	17.93	16.98	
		2595 (38000)	19.14	18.20	17.22	
		2575 (37800)	19.35	18.46	17.39	
25RB-Low (0)		2615 (38200)	18.91	17.95	17.00	
		2595 (38000)	19.14	18.27	17.25	
		2575 (37800)	19.31	18.39	17.45	
50RB (0)		2615 (38200)	18.86	17.95	17.00	
		2595 (38000)	19.12	18.16	17.20	
		2575 (37800)	19.34	18.40	17.40	

15MHz	1RB-High (74)	2612.5 (38175)	19.72	18.80	17.64	
		2595 (38000)	19.81	18.98	17.83	
		2577.5 (37825)	20.00	19.18	18.05	
	1RB-Middle (37)	2612.5 (38175)	19.66	18.85	17.76	
		2595 (38000)	19.91	19.11	17.92	
		2577.5 (37825)	20.12	19.30	18.15	
	1RB-Low (0)	2612.5 (38175)	19.93	19.03	17.90	
		2595 (38000)	20.05	19.23	18.12	
		2577.5 (37825)	20.19	19.35	18.20	
	36RB-High (38)	2612.5 (38175)	18.72	17.78	16.91	
		2595 (38000)	18.95	18.00	17.10	
		2577.5 (37825)	19.08	18.11	17.23	
	36RB-Middle (19)	2612.5 (38175)	18.79	17.80	16.92	
		2595 (38000)	19.02	18.07	17.16	
		2577.5 (37825)	19.12	18.13	17.26	
	36RB-Low (0)	2612.5 (38175)	18.84	17.81	16.93	
		2595 (38000)	19.08	18.10	17.17	
		2577.5 (37825)	19.23	18.26	17.35	
	75RB (0)	2612.5 (38175)	18.76	17.79	16.89	
		2595 (38000)	19.00	18.06	17.17	
		2577.5 (37825)	19.10	18.17	17.25	
	20MHz	1RB-High (99)	2610 (38150)	19.63	18.77	17.66
			2595 (38000)	19.72	18.89	17.85
			2580 (37850)	20.00	19.12	18.09
1RB-Middle (50)		2610 (38150)	19.79	18.88	17.83	
		2595 (38000)	19.89	19.04	17.96	
		2580 (37850)	20.11	19.18	18.13	
1RB-Low (0)		2610 (38150)	19.92	19.05	17.95	
		2595 (38000)	20.12	19.23	18.18	
		2580 (37850)	20.09	19.25	18.17	
50RB-High (50)		2610 (38150)	18.77	17.81	16.87	
		2595 (38000)	18.89	17.95	17.05	
		2580 (37850)	19.09	18.12	17.20	
50RB-Middle (25)		2610 (38150)	18.81	17.85	16.94	
		2595 (38000)	18.97	18.03	17.16	
		2580 (37850)	19.16	18.19	17.30	
50RB-Low (0)		2610 (38150)	18.87	17.93	17.03	
		2595 (38000)	19.04	18.08	17.18	
		2580 (37850)	19.08	18.13	17.24	
100RB (0)		2610 (38150)	18.79	17.86	17.04	
		2595 (38000)	18.98	18.03	17.20	
		2580 (37850)	19.14	18.16	17.37	

LTE Band38(ANT0 DSI 13)

BANDWIDTH	Number of RBs	Frequency	QPSK	16QAM	64QAM	
5MHz	1RB-High (24)	2617.5 (38225)	14.10	14.10	13.85	
		2595 (38000)	14.22	14.39	14.10	
		2572.5 (37775)	14.38	14.56	14.34	
	1RB-Middle (12)	2617.5 (38225)	14.10	14.14	13.96	
		2595 (38000)	14.20	14.39	14.18	
		2572.5 (37775)	14.48	14.55	14.11	
	1RB-Low (0)	2617.5 (38225)	14.11	14.19	13.93	
		2595 (38000)	14.30	14.46	14.17	
		2572.5 (37775)	14.45	14.60	14.50	
	12RB-High (13)	2617.5 (38225)	14.08	14.03	14.11	
		2595 (38000)	14.30	14.26	14.36	
		2572.5 (37775)	14.46	14.39	14.46	
	12RB-Middle (6)	2617.5 (38225)	14.12	14.09	14.14	
		2595 (38000)	14.31	14.29	14.43	
		2572.5 (37775)	14.46	14.44	14.55	
	12RB-Low (0)	2617.5 (38225)	14.12	14.05	14.17	
		2595 (38000)	14.30	14.24	14.40	
		2572.5 (37775)	14.48	14.45	14.58	
	25RB (0)	2617.5 (38225)	14.08	14.08	14.11	
		2595 (38000)	14.28	14.25	14.33	
		2572.5 (37775)	14.47	14.47	14.46	
	10MHz	1RB-High (49)	2615 (38200)	14.02	14.10	13.86
			2595 (38000)	14.16	14.28	14.09
			2575 (37800)	14.28	14.44	14.27
1RB-Middle (24)		2615 (38200)	14.00	14.13	13.95	
		2595 (38000)	14.22	14.31	14.22	
		2575 (37800)	14.43	14.49	14.28	
1RB-Low (0)		2615 (38200)	14.14	14.27	14.05	
		2595 (38000)	14.32	14.48	14.28	
		2575 (37800)	14.42	14.57	14.35	
25RB-High (25)		2615 (38200)	14.08	14.07	14.03	
		2595 (38000)	14.28	14.23	14.30	
		2575 (37800)	14.46	14.42	14.43	
25RB-Middle (12)		2615 (38200)	14.07	14.09	14.06	
		2595 (38000)	14.35	14.36	14.27	
		2575 (37800)	14.50	14.49	14.53	
25RB-Low (0)		2615 (38200)	14.08	14.10	14.10	
		2595 (38000)	14.36	14.39	14.33	
		2575 (37800)	14.48	14.53	14.47	
50RB (0)		2615 (38200)	14.06	14.04	14.05	
		2595 (38000)	14.35	14.31	14.30	
		2575 (37800)	14.47	14.48	14.46	

15MHz	1RB-High (74)	2612.5 (38175)	13.85	13.97	13.67	
		2595 (38000)	14.00	14.18	13.82	
		2577.5 (37825)	14.21	14.34	14.11	
	1RB-Middle (37)	2612.5 (38175)	13.92	14.03	13.73	
		2595 (38000)	14.11	14.23	13.97	
		2577.5 (37825)	14.26	14.39	14.15	
	1RB-Low (0)	2612.5 (38175)	14.02	14.16	13.92	
		2595 (38000)	14.21	14.39	14.06	
		2577.5 (37825)	14.39	14.55	14.26	
	36RB-High (38)	2612.5 (38175)	13.97	13.90	14.03	
		2595 (38000)	14.13	14.10	14.17	
		2577.5 (37825)	14.25	14.22	14.32	
	36RB-Middle (19)	2612.5 (38175)	13.93	13.96	14.05	
		2595 (38000)	14.23	14.17	14.26	
		2577.5 (37825)	14.29	14.27	14.38	
	36RB-Low (0)	2612.5 (38175)	13.98	13.94	14.09	
		2595 (38000)	14.20	14.23	14.31	
		2577.5 (37825)	14.38	14.34	14.42	
	75RB (0)	2612.5 (38175)	13.92	13.95	14.04	
		2595 (38000)	14.19	14.19	14.23	
		2577.5 (37825)	14.25	14.31	14.33	
	20MHz	1RB-High (99)	2610 (38150)	13.75	13.95	13.62
			2595 (38000)	13.92	14.08	13.65
			2580 (37850)	14.16	14.30	13.95
		1RB-Middle (50)	2610 (38150)	13.96	14.09	13.74
			2595 (38000)	14.10	14.18	13.88
			2580 (37850)	14.22	14.35	14.01
1RB-Low (0)		2610 (38150)	14.08	14.22	13.85	
		2595 (38000)	14.31	14.44	14.06	
		2580 (37850)	14.26	14.40	14.09	
50RB-High (50)		2610 (38150)	13.92	13.97	13.95	
		2595 (38000)	14.11	14.09	14.07	
		2580 (37850)	14.26	14.26	14.18	
50RB-Middle (25)		2610 (38150)	13.95	13.99	13.95	
		2595 (38000)	14.18	14.20	14.14	
		2580 (37850)	14.30	14.33	14.32	
50RB-Low (0)		2610 (38150)	14.04	14.07	14.00	
		2595 (38000)	14.21	14.20	14.16	
		2580 (37850)	14.27	14.26	14.20	
100RB (0)		2610 (38150)	13.92	13.99	14.01	
		2595 (38000)	14.15	14.16	14.22	
		2580 (37850)	14.29	14.33	14.36	

LTE Band38(ANT5 DSI 3)

BANDWIDTH	Number of RBs	Frequency	QPSK	16QAM	64QAM
5MHz	1RB-High (24)	2617.5 (38225)	19.83	19.85	18.50
		2595 (38000)	19.73	19.82	18.35
		2572.5 (37775)	19.22	19.39	17.85
	1RB-Middle (12)	2617.5 (38225)	20.09	19.88	18.50
		2595 (38000)	19.70	19.71	18.27
		2572.5 (37775)	19.08	19.17	17.77
	1RB-Low (0)	2617.5 (38225)	19.87	19.89	18.61
		2595 (38000)	19.70	19.72	18.37
		2572.5 (37775)	19.14	19.13	17.84
	12RB-High (13)	2617.5 (38225)	19.79	18.82	17.60
		2595 (38000)	19.65	18.66	17.47
		2572.5 (37775)	19.08	18.14	16.90
	12RB-Middle (6)	2617.5 (38225)	19.85	18.82	17.68
		2595 (38000)	19.65	18.64	17.45
		2572.5 (37775)	19.09	18.10	16.94
	12RB-Low (0)	2617.5 (38225)	19.82	18.81	17.65
		2595 (38000)	19.60	18.62	17.50
		2572.5 (37775)	19.03	18.08	16.89
	25RB (0)	2617.5 (38225)	19.78	18.83	17.61
		2595 (38000)	19.62	18.67	17.39
		2572.5 (37775)	19.08	18.08	16.91
10MHz	1RB-High (49)	2615 (38200)	19.84	19.81	18.40
		2595 (38000)	19.70	19.74	18.30
		2575 (37800)	19.25	19.29	17.94
	1RB-Middle (24)	2615 (38200)	19.90	19.85	18.49
		2595 (38000)	19.69	19.67	18.24
		2575 (37800)	19.13	19.17	17.79
	1RB-Low (0)	2615 (38200)	19.86	19.95	18.50
		2595 (38000)	19.65	19.73	18.24
		2575 (37800)	19.09	19.20	17.76
	25RB-High (25)	2615 (38200)	19.84	18.87	17.56
		2595 (38000)	19.64	18.71	17.42
		2575 (37800)	19.18	18.24	16.97
	25RB-Middle (12)	2615 (38200)	19.79	18.87	17.49
		2595 (38000)	19.67	18.74	17.46
		2575 (37800)	19.15	18.19	16.94
	25RB-Low (0)	2615 (38200)	19.78	18.82	17.54
		2595 (38000)	19.60	18.69	17.41
		2575 (37800)	19.09	18.24	16.91
	50RB (0)	2615 (38200)	19.78	18.85	17.53
		2595 (38000)	19.66	18.72	17.43
		2575 (37800)	19.14	18.27	16.97

15MHz	1RB-High (74)	2612.5 (38175)	19.77	19.77	18.26	
		2595 (38000)	19.62	19.73	18.28	
		2577.5 (37825)	19.30	19.42	17.92	
	1RB-Middle (37)	2612.5 (38175)	19.72	19.80	18.32	
		2595 (38000)	19.56	19.62	18.19	
		2577.5 (37825)	19.15	19.22	17.76	
	1RB-Low (0)	2612.5 (38175)	19.77	19.83	18.36	
		2595 (38000)	19.53	19.60	18.13	
		2577.5 (37825)	19.04	19.16	17.68	
	36RB-High (38)	2612.5 (38175)	19.64	18.72	17.51	
		2595 (38000)	19.54	18.59	17.41	
		2577.5 (37825)	19.08	18.13	16.98	
	36RB-Middle (19)	2612.5 (38175)	19.67	18.68	17.49	
		2595 (38000)	19.60	18.59	17.40	
		2577.5 (37825)	19.07	18.06	16.91	
	36RB-Low (0)	2612.5 (38175)	19.65	18.67	17.46	
		2595 (38000)	19.49	18.51	17.34	
		2577.5 (37825)	19.00	18.07	16.86	
	75RB (0)	2612.5 (38175)	19.58	18.69	17.49	
		2595 (38000)	19.53	18.64	17.40	
		2577.5 (37825)	19.05	18.14	16.90	
	20MHz	1RB-High (99)	2610 (38150)	19.72	19.72	18.27
			2595 (38000)	19.68	19.77	18.29
			2580 (37850)	19.51	19.57	18.20
1RB-Middle (50)		2610 (38150)	19.87	19.84	18.43	
		2595 (38000)	19.70	19.67	18.23	
		2580 (37850)	19.34	19.36	17.92	
1RB-Low (0)		2610 (38150)	19.82	19.82	18.37	
		2595 (38000)	19.61	19.61	18.14	
		2580 (37850)	19.08	19.18	17.73	
50RB-High (50)		2610 (38150)	19.74	18.77	17.80	
		2595 (38000)	19.64	18.69	17.75	
		2580 (37850)	19.35	18.39	17.43	
50RB-Middle (25)		2610 (38150)	19.76	18.80	17.82	
		2595 (38000)	19.61	18.66	17.74	
		2580 (37850)	19.27	18.37	17.38	
50RB-Low (0)		2610 (38150)	19.77	18.83	17.85	
		2595 (38000)	19.49	18.55	17.58	
		2580 (37850)	19.10	18.14	17.14	
100RB (0)		2610 (38150)	19.72	18.75	17.77	
		2595 (38000)	19.61	18.62	17.63	
		2580 (37850)	19.28	18.35	17.33	

LTE Band38(ANT5 DSI 8)

BANDWIDTH	Number of RBs	Frequency	QPSK	16QAM	64QAM
5MHz	1RB-High (24)	2617.5 (38225)	17.97	18.08	17.60
		2595 (38000)	17.86	17.98	17.54
		2572.5 (37775)	17.18	17.27	16.84
	1RB-Middle (12)	2617.5 (38225)	18.01	18.05	17.46
		2595 (38000)	17.77	17.87	17.64
		2572.5 (37775)	17.08	17.17	16.87
	1RB-Low (0)	2617.5 (38225)	18.08	18.16	17.82
		2595 (38000)	17.77	17.93	17.60
		2572.5 (37775)	17.08	17.23	16.71
	12RB-High (13)	2617.5 (38225)	18.08	17.94	17.99
		2595 (38000)	17.88	17.83	17.79
		2572.5 (37775)	17.18	17.09	17.03
	12RB-Middle (6)	2617.5 (38225)	18.12	18.00	17.96
		2595 (38000)	17.89	17.77	17.75
		2572.5 (37775)	17.14	17.06	17.12
	12RB-Low (0)	2617.5 (38225)	18.11	17.93	17.98
		2595 (38000)	17.85	17.72	17.76
		2572.5 (37775)	17.16	16.99	17.01
	25RB (0)	2617.5 (38225)	18.05	18.01	17.92
		2595 (38000)	17.86	17.80	17.74
		2572.5 (37775)	17.19	17.07	17.04
10MHz	1RB-High (49)	2615 (38200)	17.88	18.04	17.70
		2595 (38000)	17.83	17.94	17.66
		2575 (37800)	17.19	17.33	17.10
	1RB-Middle (24)	2615 (38200)	17.84	18.08	17.79
		2595 (38000)	17.78	17.82	17.54
		2575 (37800)	17.12	17.22	16.82
	1RB-Low (0)	2615 (38200)	18.02	17.25	17.85
		2595 (38000)	17.75	17.90	17.57
		2575 (37800)	17.02	17.17	16.84
	25RB-High (25)	2615 (38200)	18.05	18.00	17.92
		2595 (38000)	17.93	17.83	17.82
		2575 (37800)	17.29	17.22	17.12
	25RB-Middle (12)	2615 (38200)	18.04	18.00	17.94
		2595 (38000)	17.93	17.85	17.79
		2575 (37800)	17.24	17.28	17.18
	25RB-Low (0)	2615 (38200)	17.97	17.99	17.86
		2595 (38000)	17.84	17.83	17.65
		2575 (37800)	17.20	17.20	17.09
	50RB (0)	2615 (38200)	17.95	18.02	17.87
		2595 (38000)	17.85	17.90	17.70
		2575 (37800)	17.24	17.23	17.15

15MHz	1RB-High (74)	2612.5 (38175)	17.83	17.93	17.48	
		2595 (38000)	17.72	17.88	17.43	
		2577.5 (37825)	17.29	17.45	16.97	
	1RB-Middle (37)	2612.5 (38175)	17.83	17.98	17.54	
		2595 (38000)	17.58	17.73	17.36	
		2577.5 (37825)	17.08	17.17	16.80	
	1RB-Low (0)	2612.5 (38175)	17.89	18.01	17.55	
		2595 (38000)	17.57	17.70	17.25	
		2577.5 (37825)	16.96	17.12	16.62	
	36RB-High (38)	2612.5 (38175)	17.84	17.82	17.82	
		2595 (38000)	17.77	17.68	17.66	
		2577.5 (37825)	17.19	17.10	17.12	
	36RB-Middle (19)	2612.5 (38175)	17.93	17.83	17.85	
		2595 (38000)	17.73	17.67	17.68	
		2577.5 (37825)	17.14	17.01	17.03	
	36RB-Low (0)	2612.5 (38175)	17.83	17.77	17.72	
		2595 (38000)	17.67	17.56	17.60	
		2577.5 (37825)	17.08	17.01	17.01	
	75RB (0)	2612.5 (38175)	17.83	17.79	17.77	
		2595 (38000)	17.73	17.68	17.70	
		2577.5 (37825)	17.09	17.11	17.07	
	20MHz	1RB-High (99)	2610 (38150)	17.73	17.89	17.42
			2595 (38000)	17.71	17.87	17.45
			2580 (37850)	17.56	17.72	17.27
		1RB-Middle (50)	2610 (38150)	17.89	17.97	17.53
			2595 (38000)	17.68	17.77	17.39
			2580 (37850)	17.32	17.45	17.90
1RB-Low (0)		2610 (38150)	17.86	17.99	17.50	
		2595 (38000)	17.58	17.73	17.27	
		2580 (37850)	17.14	17.32	17.70	
50RB-High (50)		2610 (38150)	17.87	17.88	17.80	
		2595 (38000)	17.81	17.82	17.73	
		2580 (37850)	17.50	17.53	17.41	
50RB-Middle (25)		2610 (38150)	17.84	17.91	17.84	
		2595 (38000)	17.74	17.77	17.68	
		2580 (37850)	17.45	17.46	17.32	
50RB-Low (0)		2610 (38150)	17.88	17.90	17.84	
		2595 (38000)	17.65	17.69	17.56	
		2580 (37850)	17.23	17.27	17.13	
100RB (0)		2610 (38150)	17.82	17.86	17.81	
		2595 (38000)	17.72	17.74	17.69	
		2580 (37850)	17.43	17.44	17.35	

LTE Band38(ANT5 DSI 13)

BANDWIDTH	Number of RBs	Frequency	QPSK	16QAM	64QAM
5MHz	1RB-High (24)	2617.5 (38225)	14.98	15.09	14.63
		2595 (38000)	14.89	15.00	14.58
		2572.5 (37775)	14.32	14.41	13.99
	1RB-Middle (12)	2617.5 (38225)	15.01	15.06	14.51
		2595 (38000)	14.81	14.91	14.66
		2572.5 (37775)	14.24	14.33	14.02
	1RB-Low (0)	2617.5 (38225)	15.08	15.15	14.81
		2595 (38000)	14.81	14.96	14.63
		2572.5 (37775)	14.24	14.38	13.89
	12RB-High (13)	2617.5 (38225)	15.08	14.97	14.96
		2595 (38000)	14.90	14.88	14.78
		2572.5 (37775)	14.32	14.26	14.16
	12RB-Middle (6)	2617.5 (38225)	15.11	15.02	14.93
		2595 (38000)	14.91	14.83	14.75
		2572.5 (37775)	14.29	14.24	14.23
	12RB-Low (0)	2617.5 (38225)	15.10	14.96	14.95
		2595 (38000)	14.88	14.79	14.76
		2572.5 (37775)	14.30	14.18	14.14
	25RB (0)	2617.5 (38225)	15.05	15.03	14.89
		2595 (38000)	14.89	14.86	14.74
		2572.5 (37775)	14.33	14.25	14.17
10MHz	1RB-High (49)	2615 (38200)	14.90	15.05	14.71
		2595 (38000)	14.86	14.97	14.68
		2575 (37800)	14.33	14.46	14.22
	1RB-Middle (24)	2615 (38200)	14.87	15.09	14.78
		2595 (38000)	14.82	14.87	14.58
		2575 (37800)	14.27	14.37	13.98
	1RB-Low (0)	2615 (38200)	15.02	14.25	14.83
		2595 (38000)	14.80	14.94	14.60
		2575 (37800)	14.19	14.33	13.99
	25RB-High (25)	2615 (38200)	15.05	15.02	14.89
		2595 (38000)	14.94	14.88	14.81
		2575 (37800)	14.41	14.37	14.23
	25RB-Middle (12)	2615 (38200)	15.03	15.02	14.92
		2595 (38000)	14.94	14.90	14.78
		2575 (37800)	14.37	14.42	14.28
	25RB-Low (0)	2615 (38200)	14.98	15.01	14.84
		2595 (38000)	14.87	14.88	14.67
		2575 (37800)	14.34	14.35	14.21
	50RB (0)	2615 (38200)	14.96	15.04	14.85
		2595 (38000)	14.88	14.94	14.71
		2575 (37800)	14.37	14.38	14.26

15MHz	1RB-High (74)	2612.5 (38175)	14.86	14.96	14.53	
		2595 (38000)	14.77	14.92	14.49	
		2577.5 (37825)	14.41	14.56	14.11	
	1RB-Middle (37)	2612.5 (38175)	14.86	15.00	14.58	
		2595 (38000)	14.66	14.80	14.43	
		2577.5 (37825)	14.24	14.33	13.96	
	1RB-Low (0)	2612.5 (38175)	14.91	15.03	14.59	
		2595 (38000)	14.65	14.77	14.34	
		2577.5 (37825)	14.14	14.29	13.81	
	36RB-High (38)	2612.5 (38175)	14.87	14.87	14.81	
		2595 (38000)	14.81	14.76	14.68	
		2577.5 (37825)	14.33	14.27	14.23	
	36RB-Middle (19)	2612.5 (38175)	14.94	14.88	14.83	
		2595 (38000)	14.78	14.75	14.69	
		2577.5 (37825)	14.29	14.20	14.16	
	36RB-Low (0)	2612.5 (38175)	14.86	14.83	14.73	
		2595 (38000)	14.73	14.66	14.63	
		2577.5 (37825)	14.24	14.20	14.14	
	75RB (0)	2612.5 (38175)	14.86	14.85	14.77	
		2595 (38000)	14.78	14.76	14.71	
		2577.5 (37825)	14.25	14.28	14.19	
	20MHz	1RB-High (99)	2610 (38150)	14.78	14.93	14.48
			2595 (38000)	14.77	14.92	14.45
			2580 (37850)	14.59	14.75	14.26
1RB-Middle (50)		2610 (38150)	14.90	15.04	14.58	
		2595 (38000)	14.71	14.85	14.39	
		2580 (37850)	14.38	14.46	14.01	
1RB-Low (0)		2610 (38150)	14.87	15.03	14.52	
		2595 (38000)	14.62	14.76	14.26	
		2580 (37850)	14.19	14.27	13.81	
50RB-High (50)		2610 (38150)	14.89	14.89	14.94	
		2595 (38000)	14.85	14.85	14.87	
		2580 (37850)	14.54	14.53	14.54	
50RB-Middle (25)		2610 (38150)	14.90	14.93	14.96	
		2595 (38000)	14.82	14.82	14.84	
		2580 (37850)	14.46	14.48	14.49	
50RB-Low (0)		2610 (38150)	14.92	14.92	14.94	
		2595 (38000)	14.67	14.73	14.70	
		2580 (37850)	14.25	14.28	14.32	
100RB (0)		2610 (38150)	14.91	14.93	14.87	
		2595 (38000)	14.78	14.82	14.81	
		2580 (37850)	14.43	14.49	14.47	

LTE Band41(ANT4 DSI 3)

BANDWIDTH	Number of RBs	Frequency	QPSK	16QAM	64QAM
5MHz	1RB-High (24)	2687.5 (41565)	23.01	22.82	21.86
		2640.3(41093)	22.27	22.51	21.67
		2593 (40620)	22.58	22.53	21.57
		2545.8(40148)	22.37	22.65	21.55
		2498.5 (39675)	22.25	22.25	21.63
	1RB-Middle (12)	2687.5 (41565)	22.99	22.72	21.62
		2640.3(41093)	22.54	22.35	21.55
		2593 (40620)	22.59	22.52	21.56
		2545.8(40148)	22.32	22.38	21.51
		2498.5 (39675)	22.12	22.08	21.63
	1RB-Low (0)	2687.5 (41565)	22.78	22.74	21.71
		2640.3(41093)	22.27	22.25	21.56
		2593 (40620)	22.50	22.53	21.58
		2545.8(40148)	22.28	22.30	21.58
		2498.5 (39675)	22.27	22.25	21.64
	12RB-High (13)	2687.5 (41565)	22.85	22.12	21.17
		2640.3(41093)	22.32	21.56	20.67
		2593 (40620)	22.57	21.77	20.90
		2545.8(40148)	22.32	21.55	20.69
		2498.5 (39675)	22.13	21.56	20.53
	12RB-Middle (6)	2687.5 (41565)	22.83	22.01	21.15
		2640.3(41093)	22.38	21.60	20.78
		2593 (40620)	22.65	21.80	20.91
		2545.8(40148)	22.41	21.63	20.85
		2498.5 (39675)	22.01	21.54	20.67
	12RB-Low (0)	2687.5 (41565)	22.86	21.96	21.16
		2640.3(41093)	22.37	21.54	20.71
		2593 (40620)	22.52	21.69	20.88
		2545.8(40148)	22.35	21.62	20.80
		2498.5 (39675)	22.02	21.67	20.85
25RB (0)	2687.5 (41565)	22.84	22.09	21.08	
	2640.3(41093)	22.33	21.61	20.66	
	2593 (40620)	22.56	21.87	20.90	
	2545.8(40148)	22.36	21.70	20.68	
	2498.5 (39675)	22.36	21.69	20.74	

10MHz	1RB-High (49)	2685 (41540)	22.81	22.69	21.67
		2639(41080)	22.12	22.10	21.66
		2593 (40620)	22.35	22.35	21.65
		2547(40160)	22.25	22.26	21.50
		2501 (39700)	22.48	22.45	21.67
	1RB-Middle (24)	2685 (41540)	22.71	22.63	21.58
		2639(41080)	22.15	22.22	21.69
		2593 (40620)	22.41	22.40	21.68
		2547(40160)	22.25	22.20	21.64
		2501 (39700)	22.10	22.17	21.69
	1RB-Low (0)	2685 (41540)	22.73	22.68	21.66
		2639(41080)	22.32	22.34	21.57
		2593 (40620)	22.53	22.52	21.52
		2547(40160)	22.31	22.31	21.71
		2501 (39700)	22.03	22.03	21.67
	25RB-High (25)	2685 (41540)	22.76	22.04	21.06
		2639(41080)	22.24	21.69	20.58
		2593 (40620)	22.46	21.72	20.86
		2547(40160)	22.23	21.54	20.59
		2501 (39700)	22.24	21.63	20.67
	25RB-Middle (12)	2685 (41540)	22.75	22.06	21.07
		2639(41080)	22.26	21.58	20.55
		2593 (40620)	22.49	21.86	20.88
		2547(40160)	22.23	21.56	20.63
		2501 (39700)	22.11	21.50	20.52
	25RB-Low (0)	2685 (41540)	22.70	22.08	20.99
		2639(41080)	22.27	21.58	20.61
		2593 (40620)	22.41	21.77	20.77
		2547(40160)	22.26	21.64	20.64
		2501 (39700)	22.03	21.79	20.63
50RB (0)	2685 (41540)	22.77	22.09	21.07	
	2639(41080)	22.28	21.60	20.59	
	2593 (40620)	22.51	21.83	20.86	
	2547(40160)	22.23	21.61	20.56	
	2501 (39700)	22.06	21.50	20.55	

15MHz	1RB-High (74)	2682.5 (41515)	22.57	22.63	21.57
		2637.8(41068)	22.04	22.09	21.67
		2593 (40620)	22.10	22.25	21.62
		2548.3(40173)	22.00	22.18	21.62
		2503.5 (39725)	22.36	22.45	21.69
	1RB-Middle (37)	2682.5 (41515)	22.43	22.52	21.89
		2637.8(41068)	22.13	22.08	21.66
		2593 (40620)	22.09	22.27	21.66
		2548.3(40173)	22.05	22.11	21.51
		2503.5 (39725)	22.02	22.13	21.57
	1RB-Low (0)	2682.5 (41515)	22.59	22.62	21.99
		2637.8(41068)	22.16	22.29	21.74
		2593 (40620)	22.33	22.40	21.89
		2548.3(40173)	22.11	22.26	21.65
		2503.5 (39725)	22.01	22.28	21.66
	36RB-High (38)	2682.5 (41515)	22.53	21.77	21.33
		2637.8(41068)	22.07	21.69	20.92
		2593 (40620)	22.31	21.91	21.17
		2548.3(40173)	22.08	21.74	20.71
		2503.5 (39725)	22.32	21.95	20.68
	36RB-Middle (19)	2682.5 (41515)	22.56	22.19	21.36
		2637.8(41068)	22.15	21.71	20.99
		2593 (40620)	22.33	21.98	20.78
		2548.3(40173)	22.16	21.80	20.74
		2503.5 (39725)	22.13	21.72	20.59
	36RB-Low (0)	2682.5 (41515)	22.58	22.19	21.35
		2637.8(41068)	22.12	21.73	20.98
		2593 (40620)	22.29	21.97	20.79
		2548.3(40173)	22.16	21.84	20.68
		2503.5 (39725)	22.19	21.68	20.62
75RB (0)	2682.5 (41515)	22.56	22.24	21.42	
	2637.8(41068)	22.13	21.82	21.00	
	2593 (40620)	22.36	22.04	20.74	
	2548.3(40173)	22.21	21.84	20.70	
	2503.5 (39725)	22.06	21.81	20.71	

20MHz	1RB-High (99)	2680 (41490)	22.51	22.62	21.57
		2636.5(41055)	22.98	23.15	21.82
		2593 (40620)	22.66	22.82	21.58
		2549.5(40185)	22.55	22.69	21.63
		2506 (39750)	22.69	22.84	21.55
	1RB-Middle (50)	2680 (41490)	22.51	22.66	21.54
		2636.5(41055)	22.88	23.01	21.67
		2593 (40620)	22.71	22.82	21.58
		2549.5(40185)	22.80	22.86	21.57
		2506 (39750)	22.67	22.74	21.51
	1RB-Low (0)	2680 (41490)	22.77	22.89	21.56
		2636.5(41055)	22.94	23.09	21.79
		2593 (40620)	22.73	22.90	21.57
		2549.5(40185)	22.95	23.11	21.76
		2506 (39750)	22.31	22.49	21.59
	50RB-High (50)	2680 (41490)	22.54	21.69	20.69
		2636.5(41055)	23.01	22.17	21.17
		2593 (40620)	22.73	21.93	20.96
		2549.5(40185)	22.84	21.98	20.96
		2506 (39750)	22.78	21.94	20.91
	50RB-Middle (25)	2680 (41490)	22.66	21.79	20.83
		2636.5(41055)	23.03	22.16	21.18
		2593 (40620)	22.80	21.96	21.00
		2549.5(40185)	22.97	22.14	21.14
		2506 (39750)	22.78	21.95	20.97
	50RB-Low (0)	2680 (41490)	22.72	21.89	20.88
		2636.5(41055)	22.96	22.17	21.16
		2593 (40620)	22.80	21.94	20.97
		2549.5(40185)	23.02	22.18	21.19
		2506 (39750)	22.67	21.83	20.84
100RB (0)	2680 (41490)	22.67	21.82	20.83	
	2636.5(41055)	23.05	22.19	21.20	
	2593 (40620)	22.83	21.98	21.02	
	2549.5(40185)	22.95	22.08	21.13	
	2506 (39750)	22.70	21.84	20.85	

LTE Band41(ANT4 DSI 8)

BANDWIDTH	Number of RBs	Frequency	QPSK	16QAM	64QAM
5MHz	1RB-High (24)	2687.5 (41565)	18.39	18.54	18.40
		2640.3(41093)	18.39	18.56	18.38
		2593 (40620)	18.37	18.54	18.34
		2545.8(40148)	18.37	18.55	18.37
		2498.5 (39675)	18.25	18.43	18.22
	1RB-Middle (12)	2687.5 (41565)	18.46	18.55	18.42
		2640.3(41093)	18.43	18.53	18.39
		2593 (40620)	18.46	18.60	18.40
		2545.8(40148)	18.41	18.56	18.36
		2498.5 (39675)	18.35	18.45	18.26
	1RB-Low (0)	2687.5 (41565)	18.44	18.54	18.42
		2640.3(41093)	18.41	18.51	18.38
		2593 (40620)	18.42	18.56	18.40
		2545.8(40148)	18.31	18.54	18.32
		2498.5 (39675)	18.30	18.44	18.24
	12RB-High (13)	2687.5 (41565)	18.35	18.43	18.69
		2640.3(41093)	18.37	18.45	18.71
		2593 (40620)	18.31	18.37	18.66
		2545.8(40148)	18.32	18.39	18.67
		2498.5 (39675)	18.24	18.35	18.59
	12RB-Middle (6)	2687.5 (41565)	18.40	18.46	18.73
		2640.3(41093)	18.35	18.43	18.68
		2593 (40620)	18.33	18.42	18.67
		2545.8(40148)	18.31	18.40	18.68
		2498.5 (39675)	18.26	18.35	18.55
	12RB-Low (0)	2687.5 (41565)	18.42	18.50	18.76
		2640.3(41093)	18.39	18.44	18.74
		2593 (40620)	18.38	18.45	18.73
		2545.8(40148)	18.32	18.38	18.67
		2498.5 (39675)	18.26	18.43	18.55
25RB (0)	2687.5 (41565)	18.41	18.56	18.76	
	2640.3(41093)	18.37	18.52	18.75	
	2593 (40620)	18.36	18.51	18.70	
	2545.8(40148)	18.33	18.44	18.68	
	2498.5 (39675)	18.30	18.39	18.62	

10MHz	1RB-High (49)	2685 (41540)	18.37	18.51	18.34
		2639(41080)	18.35	18.53	18.34
		2593 (40620)	18.32	18.49	18.31
		2547(40160)	18.36	18.53	18.34
		2501 (39700)	18.27	18.39	18.24
	1RB-Middle (24)	2685 (41540)	18.40	18.60	18.41
		2639(41080)	18.39	18.54	18.36
		2593 (40620)	18.42	18.58	18.39
		2547(40160)	18.40	18.58	18.40
		2501 (39700)	18.24	18.44	18.25
	1RB-Low (0)	2685 (41540)	18.41	18.56	18.40
		2639(41080)	18.35	18.51	18.34
		2593 (40620)	18.41	18.58	18.41
		2547(40160)	18.31	18.46	18.27
		2501 (39700)	18.23	18.42	18.25
	25RB-High (25)	2685 (41540)	18.38	18.53	18.76
		2639(41080)	18.36	18.52	18.76
		2593 (40620)	18.33	18.46	18.68
		2547(40160)	18.35	18.50	18.72
		2501 (39700)	18.23	18.39	18.60
	25RB-Middle (12)	2685 (41540)	18.40	18.54	18.76
		2639(41080)	18.36	18.51	18.73
		2593 (40620)	18.36	18.51	18.71
		2547(40160)	18.33	18.48	18.73
		2501 (39700)	18.24	18.41	18.63
	25RB-Low (0)	2685 (41540)	18.44	18.58	18.81
		2639(41080)	18.36	18.54	18.75
		2593 (40620)	18.36	18.50	18.75
		2547(40160)	18.33	18.45	18.65
		2501 (39700)	18.24	18.38	18.62
50RB (0)	2685 (41540)	18.42	18.62	18.74	
	2639(41080)	18.37	18.55	18.71	
	2593 (40620)	18.38	18.50	18.71	
	2547(40160)	18.34	18.49	18.65	
	2501 (39700)	18.28	18.43	18.59	

15MHz	1RB-High (74)	2682.5 (41515)	18.29	18.47	18.30
		2637.8(41068)	18.29	18.48	18.31
		2593 (40620)	18.23	18.44	18.26
		2548.3(40173)	18.33	18.51	18.32
		2503.5 (39725)	18.25	18.34	18.23
	1RB-Middle (37)	2682.5 (41515)	18.37	18.51	18.37
		2637.8(41068)	18.36	18.53	18.36
		2593 (40620)	18.36	18.56	18.38
		2548.3(40173)	18.38	18.58	18.39
		2503.5 (39725)	18.21	18.40	18.21
	1RB-Low (0)	2682.5 (41515)	18.35	18.54	18.37
		2637.8(41068)	18.32	18.48	18.32
		2593 (40620)	18.37	18.55	18.38
		2548.3(40173)	18.23	18.43	18.24
		2503.5 (39725)	18.25	18.39	18.22
	36RB-High (38)	2682.5 (41515)	18.32	18.44	18.63
		2637.8(41068)	18.34	18.45	18.64
		2593 (40620)	18.25	18.40	18.62
		2548.3(40173)	18.30	18.40	18.61
		2503.5 (39725)	18.29	18.29	18.52
	36RB-Middle (19)	2682.5 (41515)	18.34	18.47	18.68
		2637.8(41068)	18.33	18.43	18.66
		2593 (40620)	18.32	18.42	18.65
		2548.3(40173)	18.30	18.41	18.60
		2503.5 (39725)	18.31	18.31	18.51
	36RB-Low (0)	2682.5 (41515)	18.38	18.48	18.69
		2637.8(41068)	18.33	18.43	18.69
		2593 (40620)	18.32	18.48	18.69
		2548.3(40173)	18.24	18.37	18.57
		2503.5 (39725)	18.36	18.32	18.53
75RB (0)	2682.5 (41515)	18.40	18.54	18.73	
	2637.8(41068)	18.35	18.49	18.68	
	2593 (40620)	18.34	18.49	18.68	
	2548.3(40173)	18.30	18.44	18.63	
	2503.5 (39725)	18.22	18.37	18.54	

20MHz	1RB-High (99)	2680 (41490)	18.26	18.41	18.25
		2636.5(41055)	18.79	18.95	18.46
		2593 (40620)	18.59	18.74	18.33
		2549.5(40185)	18.34	18.43	18.23
		2506 (39750)	18.52	18.69	18.22
	1RB-Middle (50)	2680 (41490)	18.20	18.36	18.29
		2636.5(41055)	18.75	18.86	18.38
		2593 (40620)	18.61	18.77	18.29
		2549.5(40185)	18.49	18.58	19.21
		2506 (39750)	18.53	18.63	18.20
	1RB-Low (0)	2680 (41490)	18.43	18.58	18.34
		2636.5(41055)	18.90	19.03	18.54
		2593 (40620)	18.73	18.85	18.29
		2549.5(40185)	18.62	18.78	18.30
		2506 (39750)	18.54	18.36	18.27
	50RB-High (50)	2680 (41490)	18.29	18.34	18.35
		2636.5(41055)	18.87	18.93	18.87
		2593 (40620)	18.70	18.73	18.78
		2549.5(40185)	18.52	18.58	18.56
		2506 (39750)	18.63	18.66	18.67
	50RB-Middle (25)	2680 (41490)	18.37	18.39	18.44
		2636.5(41055)	18.89	18.95	18.95
		2593 (40620)	18.76	18.83	18.84
		2549.5(40185)	18.64	18.67	18.69
		2506 (39750)	18.64	18.67	18.74
	50RB-Low (0)	2680 (41490)	18.38	18.46	18.44
		2636.5(41055)	18.90	18.96	18.92
		2593 (40620)	18.73	18.82	18.84
		2549.5(40185)	18.69	18.74	18.73
		2506 (39750)	18.52	18.56	18.61
	100RB (0)	2680 (41490)	18.38	18.44	18.39
		2636.5(41055)	18.89	18.98	18.98
		2593 (40620)	18.78	18.81	18.81
		2549.5(40185)	18.62	18.71	18.65
		2506 (39750)	18.56	18.60	18.64

LTE Band41(ANT4 DSI 13)

BANDWIDTH	Number of RBs	Frequency	QPSK	16QAM	64QAM
5MHz	1RB-High (24)	2687.5 (41565)	17.22	17.35	17.23
		2640.3(41093)	17.22	17.37	17.21
		2593 (40620)	17.20	17.35	17.18
		2545.8(40148)	17.20	17.36	17.21
		2498.5 (39675)	17.09	17.25	17.06
	1RB-Middle (12)	2687.5 (41565)	17.28	17.36	17.25
		2640.3(41093)	17.26	17.34	17.22
		2593 (40620)	17.28	17.41	17.23
		2545.8(40148)	17.24	17.37	17.20
		2498.5 (39675)	17.19	17.27	17.10
	1RB-Low (0)	2687.5 (41565)	17.27	17.35	17.25
		2640.3(41093)	17.24	17.33	17.21
		2593 (40620)	17.25	17.37	17.23
		2545.8(40148)	17.14	17.35	17.15
		2498.5 (39675)	17.13	17.26	17.08
	12RB-High (13)	2687.5 (41565)	17.19	17.25	17.51
		2640.3(41093)	17.20	17.27	17.52
		2593 (40620)	17.14	17.19	17.47
		2545.8(40148)	17.15	17.21	17.48
		2498.5 (39675)	17.08	17.18	17.41
	12RB-Middle (6)	2687.5 (41565)	17.23	17.27	17.54
		2640.3(41093)	17.19	17.25	17.50
		2593 (40620)	17.17	17.24	17.48
		2545.8(40148)	17.14	17.22	17.49
		2498.5 (39675)	17.10	17.18	17.37
	12RB-Low (0)	2687.5 (41565)	17.25	17.32	17.57
		2640.3(41093)	17.22	17.26	17.55
		2593 (40620)	17.21	17.27	17.54
		2545.8(40148)	17.15	17.20	17.48
		2498.5 (39675)	17.10	17.25	17.37
25RB (0)	2687.5 (41565)	17.24	17.37	17.57	
	2640.3(41093)	17.20	17.34	17.56	
	2593 (40620)	17.20	17.33	17.52	
	2545.8(40148)	17.16	17.26	17.49	
	2498.5 (39675)	17.13	17.21	17.44	

10MHz	1RB-High (49)	2685 (41540)	17.20	17.33	17.18
		2639(41080)	17.19	17.34	17.18
		2593 (40620)	17.15	17.31	17.14
		2547(40160)	17.20	17.34	17.18
		2501 (39700)	17.02	17.21	17.03
	1RB-Middle (24)	2685 (41540)	17.23	17.41	17.24
		2639(41080)	17.22	17.35	17.20
		2593 (40620)	17.25	17.39	17.22
		2547(40160)	17.23	17.39	17.23
		2501 (39700)	17.08	17.26	17.09
	1RB-Low (0)	2685 (41540)	17.24	17.37	17.23
		2639(41080)	17.19	17.33	17.18
		2593 (40620)	17.24	17.39	17.24
		2547(40160)	17.14	17.27	17.11
		2501 (39700)	17.07	17.24	17.09
	25RB-High (25)	2685 (41540)	17.21	17.34	17.57
		2639(41080)	17.20	17.34	17.57
		2593 (40620)	17.17	17.27	17.49
		2547(40160)	17.19	17.32	17.53
		2501 (39700)	17.07	17.21	17.42
	25RB-Middle (12)	2685 (41540)	17.23	17.35	17.57
		2639(41080)	17.20	17.33	17.54
		2593 (40620)	17.20	17.33	17.52
		2547(40160)	17.17	17.30	17.54
		2501 (39700)	17.08	17.23	17.44
	25RB-Low (0)	2685 (41540)	17.27	17.39	17.61
		2639(41080)	17.20	17.35	17.56
		2593 (40620)	17.20	17.32	17.56
		2547(40160)	17.16	17.27	17.46
		2501 (39700)	17.08	17.20	17.44
50RB (0)	2685 (41540)	17.25	17.42	17.55	
	2639(41080)	17.20	17.36	17.52	
	2593 (40620)	17.21	17.32	17.52	
	2547(40160)	17.18	17.31	17.46	
	2501 (39700)	17.12	17.25	17.41	

15MHz	1RB-High (74)	2682.5 (41515)	17.13	17.28	17.13
		2637.8(41068)	17.13	17.29	17.14
		2593 (40620)	17.07	17.26	17.10
		2548.3(40173)	17.16	17.33	17.15
		2503.5 (39725)	17.05	17.17	17.11
	1RB-Middle (37)	2682.5 (41515)	17.20	17.33	17.21
		2637.8(41068)	17.20	17.34	17.20
		2593 (40620)	17.20	17.37	17.21
		2548.3(40173)	17.21	17.39	17.22
		2503.5 (39725)	17.06	17.22	17.05
	1RB-Low (0)	2682.5 (41515)	17.19	17.35	17.21
		2637.8(41068)	17.15	17.29	17.15
		2593 (40620)	17.20	17.36	17.21
		2548.3(40173)	17.07	17.25	17.08
		2503.5 (39725)	17.00	17.21	17.03
	36RB-High (38)	2682.5 (41515)	17.15	17.26	17.44
		2637.8(41068)	17.18	17.27	17.45
		2593 (40620)	17.09	17.22	17.44
		2548.3(40173)	17.13	17.22	17.43
		2503.5 (39725)	17.03	17.12	17.35
	36RB-Middle (19)	2682.5 (41515)	17.18	17.28	17.49
		2637.8(41068)	17.16	17.25	17.47
		2593 (40620)	17.15	17.24	17.46
		2548.3(40173)	17.13	17.23	17.42
		2503.5 (39725)	17.02	17.13	17.33
	36RB-Low (0)	2682.5 (41515)	17.21	17.30	17.51
		2637.8(41068)	17.17	17.25	17.51
		2593 (40620)	17.15	17.29	17.51
		2548.3(40173)	17.08	17.19	17.39
		2503.5 (39725)	17.04	17.14	17.36
75RB (0)	2682.5 (41515)	17.23	17.35	17.54	
	2637.8(41068)	17.19	17.31	17.50	
	2593 (40620)	17.18	17.31	17.49	
	2548.3(40173)	17.13	17.26	17.44	
	2503.5 (39725)	17.07	17.19	17.36	

20MHz	1RB-High (99)	2680 (41490)	17.10	17.23	17.09
		2636.5(41055)	17.56	17.73	17.23
		2593 (40620)	17.44	17.54	17.03
		2549.5(40185)	17.12	17.26	17.02
		2506 (39750)	17.38	17.50	17.14
	1RB-Middle (50)	2680 (41490)	17.02	17.13	17.09
		2636.5(41055)	17.54	17.65	17.15
		2593 (40620)	17.47	17.53	17.06
		2549.5(40185)	17.26	17.36	17.11
		2506 (39750)	17.35	17.45	17.00
	1RB-Low (0)	2680 (41490)	17.21	17.38	17.13
		2636.5(41055)	17.70	17.82	17.37
		2593 (40620)	17.52	17.65	17.12
		2549.5(40185)	17.45	17.58	17.06
		2506 (39750)	17.35	17.17	17.04
	50RB-High (50)	2680 (41490)	17.12	17.15	17.15
		2636.5(41055)	17.66	17.69	17.67
		2593 (40620)	17.53	17.55	17.54
		2549.5(40185)	17.36	17.40	17.37
		2506 (39750)	17.46	17.48	17.47
	50RB-Middle (25)	2680 (41490)	17.17	17.24	17.24
		2636.5(41055)	17.71	17.76	17.74
		2593 (40620)	17.60	17.59	17.62
		2549.5(40185)	17.42	17.45	17.51
		2506 (39750)	17.49	17.50	17.54
50RB-Low (0)	2680 (41490)	17.21	17.26	17.23	
	2636.5(41055)	17.72	17.78	17.76	
	2593 (40620)	17.56	17.62	17.61	
	2549.5(40185)	17.50	17.53	17.53	
	2506 (39750)	17.40	17.45	17.39	
100RB (0)	2680 (41490)	17.16	17.23	17.21	
	2636.5(41055)	17.70	17.77	17.74	
	2593 (40620)	17.63	17.60	17.61	
	2549.5(40185)	17.48	17.44	17.47	
	2506 (39750)	17.43	17.42	17.40	

LTE Band41(ANT2 DSI 3)

BANDWIDTH	Number of RBs	Frequency	QPSK	16QAM	64QAM
5MHz	1RB-High (24)	2687.5 (41565)	20.23	20.11	19.12
		2640.3(41093)	19.58	19.83	18.96
		2593 (40620)	19.85	19.85	18.87
		2545.8(40148)	19.67	19.96	18.74
		2498.5 (39675)	19.56	19.60	18.92
	1RB-Middle (12)	2687.5 (41565)	20.21	20.02	18.91
		2640.3(41093)	19.82	19.69	18.85
		2593 (40620)	19.86	19.84	18.74
		2545.8(40148)	19.62	19.72	18.82
		2498.5 (39675)	19.45	19.45	18.74
	1RB-Low (0)	2687.5 (41565)	20.03	20.04	18.99
		2640.3(41093)	19.58	19.60	18.86
		2593 (40620)	19.78	19.85	18.88
		2545.8(40148)	19.59	19.65	18.74
		2498.5 (39675)	19.58	19.34	18.84
	12RB-High (13)	2687.5 (41565)	20.09	19.49	18.52
		2640.3(41093)	19.62	19.00	18.08
		2593 (40620)	19.84	19.18	18.28
		2545.8(40148)	19.62	18.99	18.10
		2498.5 (39675)	19.46	18.90	17.96
	12RB-Middle (6)	2687.5 (41565)	20.07	19.39	18.50
		2640.3(41093)	19.68	19.03	18.18
		2593 (40620)	19.91	19.21	18.29
		2545.8(40148)	19.70	19.06	18.24
		2498.5 (39675)	19.35	18.72	17.87
	12RB-Low (0)	2687.5 (41565)	20.10	19.35	18.51
		2640.3(41093)	19.67	18.98	18.12
		2593 (40620)	19.80	19.11	18.27
		2545.8(40148)	19.65	19.05	18.20
		2498.5 (39675)	19.36	19.09	18.24
25RB (0)	2687.5 (41565)	20.08	19.46	18.44	
	2640.3(41093)	19.63	19.04	18.07	
	2593 (40620)	19.83	19.27	18.28	
	2545.8(40148)	19.66	19.12	18.09	
	2498.5 (39675)	19.32	18.77	17.80	

10MHz	1RB-High (49)	2685 (41540)	20.05	19.99	18.96
		2639(41080)	19.45	19.47	18.74
		2593 (40620)	19.65	19.69	18.94
		2547(40160)	19.56	19.61	18.81
		2501 (39700)	19.76	19.78	18.79
	1RB-Middle (24)	2685 (41540)	19.97	19.94	18.88
		2639(41080)	19.47	19.58	18.71
		2593 (40620)	19.70	19.74	18.70
		2547(40160)	19.56	19.56	18.93
		2501 (39700)	19.43	19.53	18.80
	1RB-Low (0)	2685 (41540)	19.98	19.98	18.95
		2639(41080)	19.62	19.68	18.87
		2593 (40620)	19.81	19.84	18.83
		2547(40160)	19.61	19.66	18.99
		2501 (39700)	19.37	19.32	18.79
	25RB-High (25)	2685 (41540)	20.01	19.42	18.42
		2639(41080)	19.55	18.93	18.00
		2593 (40620)	19.75	19.14	18.25
		2547(40160)	19.54	18.98	18.01
		2501 (39700)	19.55	19.06	18.08
	25RB-Middle (12)	2685 (41540)	20.00	19.44	18.43
		2639(41080)	19.57	19.01	17.98
		2593 (40620)	19.77	19.26	18.27
		2547(40160)	19.54	19.00	18.05
		2501 (39700)	19.44	18.94	17.95
	25RB-Low (0)	2685 (41540)	19.96	19.45	18.36
		2639(41080)	19.58	19.01	18.03
		2593 (40620)	19.70	19.18	18.17
		2547(40160)	19.57	19.07	18.06
		2501 (39700)	19.29	18.74	17.78
50RB (0)	2685 (41540)	20.02	19.46	18.43	
	2639(41080)	19.59	19.03	18.01	
	2593 (40620)	19.79	19.23	18.25	
	2547(40160)	19.54	19.04	17.99	
	2501 (39700)	19.39	18.94	17.89	

15MHz	1RB-High (74)	2682.5 (41515)	19.84	19.94	18.87
		2637.8(41068)	19.29	19.46	18.78
		2593 (40620)	19.43	19.60	18.91
		2548.3(40173)	19.34	19.54	18.91
		2503.5 (39725)	19.66	19.78	18.71
	1RB-Middle (37)	2682.5 (41515)	19.72	19.84	19.15
		2637.8(41068)	19.27	19.45	18.77
		2593 (40620)	19.42	19.62	18.95
		2548.3(40173)	19.30	19.48	18.82
		2503.5 (39725)	19.36	19.50	18.87
	1RB-Low (0)	2682.5 (41515)	19.86	19.93	19.24
		2637.8(41068)	19.48	19.64	19.02
		2593 (40620)	19.63	19.74	19.15
		2548.3(40173)	19.44	19.61	18.94
		2503.5 (39725)	19.35	19.63	18.95
	36RB-High (38)	2682.5 (41515)	19.81	19.18	18.66
		2637.8(41068)	19.40	18.80	18.30
		2593 (40620)	19.61	19.00	18.52
		2548.3(40173)	19.41	18.85	18.12
		2503.5 (39725)	19.62	19.03	18.09
	36RB-Middle (19)	2682.5 (41515)	19.83	19.24	18.69
		2637.8(41068)	19.47	18.82	18.36
		2593 (40620)	19.63	19.06	18.18
		2548.3(40173)	19.48	18.90	18.14
		2503.5 (39725)	19.46	18.83	18.01
	36RB-Low (0)	2682.5 (41515)	19.85	19.24	18.68
		2637.8(41068)	19.45	18.84	18.35
		2593 (40620)	19.60	19.05	17.80
		2548.3(40173)	19.48	18.93	18.09
		2503.5 (39725)	19.25	18.79	18.04
75RB (0)	2682.5 (41515)	19.83	19.29	18.74	
	2637.8(41068)	19.46	18.92	18.37	
	2593 (40620)	19.66	19.11	17.86	
	2548.3(40173)	19.53	18.93	18.11	
	2503.5 (39725)	19.39	18.91	18.12	

20MHz	1RB-High (99)	2680 (41490)	19.79	19.93	18.87
		2636.5(41055)	19.72	19.86	18.88
		2593 (40620)	19.72	19.83	18.88
		2549.5(40185)	19.84	20.00	19.00
		2506 (39750)	19.89	20.05	19.06
	1RB-Middle (50)	2680 (41490)	19.90	20.00	18.96
		2636.5(41055)	19.66	19.72	18.79
		2593 (40620)	19.71	19.89	18.89
		2549.5(40185)	19.86	19.96	19.04
		2506 (39750)	19.89	20.05	19.10
	1RB-Low (0)	2680 (41490)	20.06	20.16	19.15
		2636.5(41055)	19.84	19.97	18.98
		2593 (40620)	19.98	20.15	19.14
		2549.5(40185)	19.85	19.99	19.01
		2506 (39750)	19.60	19.78	18.85
	50RB-High (50)	2680 (41490)	19.87	19.30	18.31
		2636.5(41055)	19.75	19.23	18.21
		2593 (40620)	19.86	19.29	18.29
		2549.5(40185)	19.93	19.42	18.42
		2506 (39750)	20.03	19.42	18.49
	50RB-Middle (25)	2680 (41490)	19.98	19.43	18.51
		2636.5(41055)	19.77	19.21	18.25
		2593 (40620)	19.82	19.28	18.36
		2549.5(40185)	20.04	19.51	18.50
		2506 (39750)	20.06	19.50	18.56
	50RB-Low (0)	2680 (41490)	20.01	19.50	18.46
		2636.5(41055)	19.83	19.29	18.29
		2593 (40620)	19.93	19.39	18.42
		2549.5(40185)	19.98	19.45	18.44
		2506 (39750)	19.95	19.34	18.39
100RB (0)	2680 (41490)	20.01	19.48	18.45	
	2636.5(41055)	19.77	19.20	18.25	
	2593 (40620)	19.88	19.31	18.34	
	2549.5(40185)	20.06	19.52	18.51	
	2506 (39750)	20.00	19.42	18.47	

LTE Band41(ANT2 DSI 8)

BANDWIDTH	Number of RBs	Frequency	QPSK	16QAM	64QAM
5MHz	1RB-High (24)	2687.5 (41565)	17.57	17.63	17.19
		2640.3(41093)	17.57	17.65	17.17
		2593 (40620)	17.56	17.63	17.14
		2545.8(40148)	17.56	17.64	17.16
		2498.5 (39675)	17.44	17.53	17.02
	1RB-Middle (12)	2687.5 (41565)	17.64	17.64	17.21
		2640.3(41093)	17.61	17.63	17.18
		2593 (40620)	17.64	17.69	17.19
		2545.8(40148)	17.59	17.65	17.16
		2498.5 (39675)	17.54	17.55	17.06
	1RB-Low (0)	2687.5 (41565)	17.62	17.63	17.21
		2640.3(41093)	17.59	17.61	17.17
		2593 (40620)	17.60	17.65	17.19
		2545.8(40148)	17.49	17.63	17.11
		2498.5 (39675)	17.49	17.54	17.04
	12RB-High (13)	2687.5 (41565)	17.54	17.53	17.47
		2640.3(41093)	17.56	17.55	17.48
		2593 (40620)	17.49	17.47	17.43
		2545.8(40148)	17.50	17.49	17.44
		2498.5 (39675)	17.43	17.46	17.37
	12RB-Middle (6)	2687.5 (41565)	17.58	17.55	17.50
		2640.3(41093)	17.54	17.53	17.46
		2593 (40620)	17.52	17.52	17.44
		2545.8(40148)	17.49	17.50	17.45
		2498.5 (39675)	17.45	17.46	17.33
	12RB-Low (0)	2687.5 (41565)	17.60	17.60	17.53
		2640.3(41093)	17.57	17.54	17.51
		2593 (40620)	17.57	17.55	17.50
		2545.8(40148)	17.50	17.48	17.44
		2498.5 (39675)	17.45	17.53	17.33
25RB (0)	2687.5 (41565)	17.59	17.65	17.53	
	2640.3(41093)	17.56	17.62	17.52	
	2593 (40620)	17.55	17.61	17.47	
	2545.8(40148)	17.51	17.54	17.45	
	2498.5 (39675)	17.49	17.49	17.39	

10MHz	1RB-High (49)	2685 (41540)	17.56	17.61	17.14
		2639(41080)	17.54	17.63	17.14
		2593 (40620)	17.50	17.59	17.10
		2547(40160)	17.55	17.63	17.14
		2501 (39700)	17.37	17.49	16.99
	1RB-Middle (24)	2685 (41540)	17.58	17.69	17.20
		2639(41080)	17.57	17.63	17.16
		2593 (40620)	17.60	17.67	17.18
		2547(40160)	17.58	17.67	17.19
		2501 (39700)	17.43	17.54	17.05
	1RB-Low (0)	2685 (41540)	17.59	17.65	17.19
		2639(41080)	17.54	17.61	17.14
		2593 (40620)	17.59	17.67	17.20
		2547(40160)	17.49	17.55	17.07
		2501 (39700)	17.42	17.52	17.05
	25RB-High (25)	2685 (41540)	17.57	17.63	17.53
		2639(41080)	17.55	17.62	17.53
		2593 (40620)	17.52	17.55	17.45
		2547(40160)	17.54	17.60	17.49
		2501 (39700)	17.42	17.49	17.38
	25RB-Middle (12)	2685 (41540)	17.58	17.63	17.53
		2639(41080)	17.55	17.61	17.50
		2593 (40620)	17.55	17.61	17.48
		2547(40160)	17.52	17.58	17.50
		2501 (39700)	17.43	17.51	17.40
	25RB-Low (0)	2685 (41540)	17.62	17.67	17.57
		2639(41080)	17.55	17.63	17.52
		2593 (40620)	17.55	17.60	17.52
		2547(40160)	17.51	17.55	17.42
		2501 (39700)	17.43	17.48	17.39
50RB (0)	2685 (41540)	17.60	17.71	17.51	
	2639(41080)	17.56	17.64	17.48	
	2593 (40620)	17.57	17.60	17.48	
	2547(40160)	17.53	17.59	17.42	
	2501 (39700)	17.47	17.53	17.37	

15MHz	1RB-High (74)	2682.5 (41515)	17.48	17.56	17.09
		2637.8(41068)	17.48	17.57	17.10
		2593 (40620)	17.42	17.54	17.06
		2548.3(40173)	17.51	17.61	17.11
		2503.5 (39725)	17.32	17.45	16.95
	1RB-Middle (37)	2682.5 (41515)	17.56	17.61	17.16
		2637.8(41068)	17.55	17.63	17.16
		2593 (40620)	17.55	17.65	17.17
		2548.3(40173)	17.57	17.67	17.18
		2503.5 (39725)	17.41	17.50	17.01
	1RB-Low (0)	2682.5 (41515)	17.54	17.63	17.16
		2637.8(41068)	17.50	17.57	17.11
		2593 (40620)	17.56	17.64	17.17
		2548.3(40173)	17.42	17.53	17.04
		2503.5 (39725)	17.35	17.49	16.99
	36RB-High (38)	2682.5 (41515)	17.50	17.54	17.40
		2637.8(41068)	17.53	17.55	17.41
		2593 (40620)	17.44	17.50	17.39
		2548.3(40173)	17.49	17.50	17.39
		2503.5 (39725)	17.38	17.39	17.31
	36RB-Middle (19)	2682.5 (41515)	17.53	17.56	17.45
		2637.8(41068)	17.51	17.53	17.43
		2593 (40620)	17.50	17.52	17.42
		2548.3(40173)	17.49	17.51	17.38
		2503.5 (39725)	17.37	17.41	17.29
	36RB-Low (0)	2682.5 (41515)	17.57	17.58	17.47
		2637.8(41068)	17.52	17.53	17.47
		2593 (40620)	17.50	17.57	17.47
		2548.3(40173)	17.43	17.47	17.35
		2503.5 (39725)	17.39	17.42	17.32
75RB (0)	2682.5 (41515)	17.58	17.63	17.50	
	2637.8(41068)	17.54	17.59	17.46	
	2593 (40620)	17.53	17.59	17.45	
	2548.3(40173)	17.49	17.54	17.40	
	2503.5 (39725)	17.41	17.47	17.32	

20MHz	1RB-High (99)	2680 (41490)	17.45	17.51	17.05
		2636.5(41055)	17.30	17.47	17.07
		2593 (40620)	17.32	17.44	16.97
		2549.5(40185)	17.50	17.56	17.12
		2506 (39750)	17.53	17.66	17.23
	1RB-Middle (50)	2680 (41490)	17.49	17.56	17.12
		2636.5(41055)	17.25	17.39	16.88
		2593 (40620)	17.36	17.50	17.04
		2549.5(40185)	17.50	17.56	17.18
		2506 (39750)	17.52	17.67	17.24
	1RB-Low (0)	2680 (41490)	17.61	17.71	17.34
		2636.5(41055)	17.43	17.58	17.16
		2593 (40620)	17.62	17.72	17.25
		2549.5(40185)	17.53	17.55	17.13
		2506 (39750)	17.55	17.38	16.98
	50RB-High (50)	2680 (41490)	17.45	17.48	17.52
		2636.5(41055)	17.36	17.39	17.44
		2593 (40620)	17.47	17.46	17.49
		2549.5(40185)	17.58	17.58	17.60
		2506 (39750)	17.64	17.68	17.66
	50RB-Middle (25)	2680 (41490)	17.56	17.62	17.64
		2636.5(41055)	17.33	17.43	17.41
		2593 (40620)	17.45	17.48	17.53
		2549.5(40185)	17.61	17.64	17.66
		2506 (39750)	17.67	17.69	17.71
	50RB-Low (0)	2680 (41490)	17.63	17.61	17.64
		2636.5(41055)	17.42	17.50	17.48
		2593 (40620)	17.55	17.57	17.59
		2549.5(40185)	17.62	17.62	17.62
		2506 (39750)	17.56	17.61	17.63
100RB (0)	2680 (41490)	17.59	17.64	17.62	
	2636.5(41055)	17.36	17.41	17.43	
	2593 (40620)	17.49	17.51	17.53	
	2549.5(40185)	17.65	17.65	17.62	
	2506 (39750)	17.54	17.61	17.65	

LTE Band41(ANT2 DSI 13)

BANDWIDTH	Number of RBs	Frequency	QPSK	16QAM	64QAM
5MHz	1RB-High (24)	2687.5 (41565)	15.11	15.17	14.68
		2640.3(41093)	15.11	15.18	14.67
		2593 (40620)	15.09	15.17	14.64
		2545.8(40148)	15.09	15.17	14.66
		2498.5 (39675)	14.99	15.08	14.54
	1RB-Middle (12)	2687.5 (41565)	15.16	15.17	14.70
		2640.3(41093)	15.14	15.16	14.67
		2593 (40620)	15.16	15.21	14.68
		2545.8(40148)	15.12	15.18	14.65
		2498.5 (39675)	15.08	15.09	14.57
	1RB-Low (0)	2687.5 (41565)	15.15	15.17	14.70
		2640.3(41093)	15.12	15.14	14.67
		2593 (40620)	15.13	15.18	14.68
		2545.8(40148)	15.04	15.17	14.61
		2498.5 (39675)	15.03	15.08	14.55
	12RB-High (13)	2687.5 (41565)	15.08	15.08	14.91
		2640.3(41093)	15.09	15.09	14.93
		2593 (40620)	15.04	15.03	14.88
		2545.8(40148)	15.05	15.04	14.89
		2498.5 (39675)	14.98	15.01	14.83
	12RB-Middle (6)	2687.5 (41565)	15.11	15.10	14.94
		2640.3(41093)	15.08	15.08	14.91
		2593 (40620)	15.06	15.07	14.89
		2545.8(40148)	15.04	15.05	14.90
		2498.5 (39675)	15.00	15.01	14.80
	12RB-Low (0)	2687.5 (41565)	15.13	15.14	14.97
		2640.3(41093)	15.11	15.08	14.95
		2593 (40620)	15.10	15.09	14.94
		2545.8(40148)	15.05	15.04	14.89
		2498.5 (39675)	15.00	15.08	14.80
25RB (0)	2687.5 (41565)	15.12	15.18	14.97	
	2640.3(41093)	15.09	15.15	14.96	
	2593 (40620)	15.08	15.14	14.92	
	2545.8(40148)	15.05	15.08	14.90	
	2498.5 (39675)	15.03	15.04	14.85	

10MHz	1RB-High (49)	2685 (41540)	15.09	15.14	14.64
		2639(41080)	15.08	15.16	14.64
		2593 (40620)	15.05	15.13	14.61
		2547(40160)	15.08	15.16	14.64
		2501 (39700)	14.93	15.04	14.51
	1RB-Middle (24)	2685 (41540)	15.11	15.21	14.69
		2639(41080)	15.11	15.17	14.65
		2593 (40620)	15.13	15.20	14.67
		2547(40160)	15.11	15.20	14.68
		2501 (39700)	14.98	15.08	14.56
	1RB-Low (0)	2685 (41540)	15.12	15.18	14.68
		2639(41080)	15.08	15.14	14.64
		2593 (40620)	15.12	15.20	14.69
		2547(40160)	15.04	15.10	14.58
		2501 (39700)	14.98	15.07	14.56
	25RB-High (25)	2685 (41540)	15.10	15.16	14.97
		2639(41080)	15.08	15.15	14.97
		2593 (40620)	15.06	15.10	14.90
		2547(40160)	15.08	15.14	14.94
		2501 (39700)	14.98	15.04	14.84
	25RB-Middle (12)	2685 (41540)	15.11	15.17	14.97
		2639(41080)	15.08	15.14	14.94
		2593 (40620)	15.08	15.14	14.93
		2547(40160)	15.06	15.12	14.94
		2501 (39700)	14.98	15.06	14.86
	25RB-Low (0)	2685 (41540)	15.15	15.20	15.01
		2639(41080)	15.08	15.17	14.96
		2593 (40620)	15.08	15.14	14.96
		2547(40160)	15.05	15.09	14.88
		2501 (39700)	14.98	15.04	14.85
50RB (0)	2685 (41540)	15.13	15.23	14.95	
	2639(41080)	15.09	15.17	14.93	
	2593 (40620)	15.10	15.14	14.93	
	2547(40160)	15.07	15.13	14.88	
	2501 (39700)	15.02	15.08	14.83	

15MHz	1RB-High (74)	2682.5 (41515)	15.02	15.11	14.60
		2637.8(41068)	15.02	15.11	14.61
		2593 (40620)	14.98	15.08	14.57
		2548.3(40173)	15.05	15.14	14.61
		2503.5 (39725)	14.89	15.01	14.48
	1RB-Middle (37)	2682.5 (41515)	15.09	15.14	14.66
		2637.8(41068)	15.08	15.16	14.65
		2593 (40620)	15.08	15.18	14.67
		2548.3(40173)	15.10	15.20	14.67
		2503.5 (39725)	14.96	15.05	14.53
	1RB-Low (0)	2682.5 (41515)	15.08	15.17	14.66
		2637.8(41068)	15.05	15.11	14.61
		2593 (40620)	15.09	15.17	14.67
		2548.3(40173)	14.98	15.08	14.55
		2503.5 (39725)	14.92	15.04	14.51
	36RB-High (38)	2682.5 (41515)	15.05	15.08	14.86
		2637.8(41068)	15.07	15.09	14.87
		2593 (40620)	14.99	15.05	14.85
		2548.3(40173)	15.03	15.05	14.85
		2503.5 (39725)	14.94	14.96	14.78
	36RB-Middle (19)	2682.5 (41515)	15.07	15.11	14.90
		2637.8(41068)	15.05	15.08	14.88
		2593 (40620)	15.05	15.07	14.88
		2548.3(40173)	15.03	15.06	14.84
		2503.5 (39725)	14.93	14.98	14.76
36RB-Low (0)	2682.5 (41515)	15.10	15.12	14.91	
	2637.8(41068)	15.06	15.08	14.91	
	2593 (40620)	15.05	15.11	14.91	
	2548.3(40173)	14.98	15.03	14.82	
	2503.5 (39725)	14.95	14.98	14.79	
75RB (0)	2682.5 (41515)	15.11	15.17	14.94	
	2637.8(41068)	15.08	15.13	14.91	
	2593 (40620)	15.07	15.13	14.90	
	2548.3(40173)	15.03	15.08	14.86	
	2503.5 (39725)	14.97	15.03	14.79	

20MHz	1RB-High (99)	2680 (41490)	15.00	15.06	14.56
		2636.5(41055)	14.85	15.01	14.53
		2593 (40620)	14.89	15.03	14.52
		2549.5(40185)	15.00	15.14	14.59
		2506 (39750)	15.08	15.17	14.71
	1RB-Middle (50)	2680 (41490)	14.99	15.10	14.66
		2636.5(41055)	14.76	14.95	14.39
		2593 (40620)	14.96	15.07	14.58
		2549.5(40185)	14.97	15.13	14.65
		2506 (39750)	15.09	15.20	14.75
	1RB-Low (0)	2680 (41490)	15.19	15.27	14.79
		2636.5(41055)	15.01	15.15	14.65
		2593 (40620)	15.15	15.28	14.77
		2549.5(40185)	14.96	15.10	14.60
		2506 (39750)	14.82	14.97	14.52
	50RB-High (50)	2680 (41490)	15.03	15.03	15.01
		2636.5(41055)	14.91	14.95	14.96
		2593 (40620)	14.99	15.06	15.02
		2549.5(40185)	15.10	15.13	15.12
		2506 (39750)	15.21	15.21	15.27
	50RB-Middle (25)	2680 (41490)	15.11	15.17	15.16
		2636.5(41055)	14.91	14.95	14.93
		2593 (40620)	15.01	15.10	15.07
		2549.5(40185)	15.12	15.21	15.23
		2506 (39750)	15.23	15.25	15.28
50RB-Low (0)	2680 (41490)	15.17	15.20	15.18	
	2636.5(41055)	15.02	15.07	15.03	
	2593 (40620)	15.12	15.17	15.12	
	2549.5(40185)	15.14	15.23	15.16	
	2506 (39750)	15.14	15.18	15.19	
100RB (0)	2680 (41490)	15.11	15.15	15.17	
	2636.5(41055)	14.94	14.94	14.95	
	2593 (40620)	15.02	15.07	15.05	
	2549.5(40185)	15.19	15.21	15.18	
	2506 (39750)	15.12	15.15	15.14	

LTE Band41(ANT0 DSI 3)

BANDWIDTH	Number of RBs	Frequency	QPSK	16QAM	64QAM
5MHz	1RB-High (24)	2687.5 (41565)	20.14	19.91	19.28
		2640.3(41093)	19.49	19.63	18.78
		2593 (40620)	19.76	19.65	19.03
		2545.8(40148)	19.58	19.76	18.90
		2498.5 (39675)	19.47	19.40	18.78
	1RB-Middle (12)	2687.5 (41565)	20.12	19.82	19.07
		2640.3(41093)	19.73	19.49	18.71
		2593 (40620)	19.77	19.64	18.90
		2545.8(40148)	19.53	19.52	18.78
		2498.5 (39675)	19.36	19.25	18.48
	1RB-Low (0)	2687.5 (41565)	19.94	19.84	19.15
		2640.3(41093)	19.49	19.40	18.73
		2593 (40620)	19.69	19.65	19.04
		2545.8(40148)	19.50	19.45	18.90
		2498.5 (39675)	18.95	18.87	18.29
	12RB-High (13)	2687.5 (41565)	20.00	19.29	18.68
		2640.3(41093)	19.53	18.81	18.23
		2593 (40620)	19.75	18.99	18.44
		2545.8(40148)	19.53	18.80	18.25
		2498.5 (39675)	19.37	18.71	18.11
	12RB-Middle (6)	2687.5 (41565)	19.98	19.20	18.66
		2640.3(41093)	19.59	18.84	18.33
		2593 (40620)	19.82	19.02	18.45
		2545.8(40148)	19.61	18.87	18.39
		2498.5 (39675)	19.26	18.53	18.02
	12RB-Low (0)	2687.5 (41565)	20.01	19.16	18.67
		2640.3(41093)	19.58	18.79	18.27
		2593 (40620)	19.71	18.92	18.42
		2545.8(40148)	19.56	18.86	18.35
		2498.5 (39675)	19.07	18.40	17.84
25RB (0)	2687.5 (41565)	19.99	19.26	18.60	
	2640.3(41093)	19.54	18.85	18.22	
	2593 (40620)	19.74	19.08	18.44	
	2545.8(40148)	19.57	18.93	18.24	
	2498.5 (39675)	19.23	18.58	17.95	

10MHz	1RB-High (49)	2685 (41540)	19.96	19.79	19.12
		2639(41080)	19.36	19.27	18.60
		2593 (40620)	19.56	19.49	18.80
		2547(40160)	19.47	19.41	18.67
		2501 (39700)	19.67	19.58	18.95
	1RB-Middle (24)	2685 (41540)	19.88	19.74	19.04
		2639(41080)	19.38	19.38	18.57
		2593 (40620)	19.61	19.54	18.86
		2547(40160)	19.47	19.36	18.79
		2501 (39700)	19.34	19.33	18.66
	1RB-Low (0)	2685 (41540)	19.89	19.78	19.11
		2639(41080)	19.53	19.48	18.77
		2593 (40620)	19.72	19.64	18.99
		2547(40160)	19.52	19.46	18.85
		2501 (39700)	18.91	18.83	18.24
	25RB-High (25)	2685 (41540)	19.92	19.23	18.58
		2639(41080)	19.46	18.74	18.15
		2593 (40620)	19.66	18.95	18.40
		2547(40160)	19.45	18.79	18.16
		2501 (39700)	19.46	18.87	18.23
	25RB-Middle (12)	2685 (41540)	19.91	19.24	18.59
		2639(41080)	19.48	18.82	18.13
		2593 (40620)	19.68	19.07	18.42
		2547(40160)	19.45	18.81	18.20
		2501 (39700)	19.35	18.75	18.10
	25RB-Low (0)	2685 (41540)	19.87	19.25	18.52
		2639(41080)	19.49	18.82	18.18
		2593 (40620)	19.61	18.99	18.32
		2547(40160)	19.48	18.88	18.21
		2501 (39700)	19.20	18.55	17.93
50RB (0)	2685 (41540)	19.93	19.26	18.59	
	2639(41080)	19.50	18.84	18.16	
	2593 (40620)	19.70	19.04	18.40	
	2547(40160)	19.45	18.85	18.14	
	2501 (39700)	19.30	18.75	18.04	

15MHz	1RB-High (74)	2682.5 (41515)	19.75	19.74	19.03
		2637.8(41068)	19.20	19.26	18.54
		2593 (40620)	19.34	19.40	18.67
		2548.3(40173)	19.25	19.34	18.67
		2503.5 (39725)	19.57	19.58	18.36
	1RB-Middle (37)	2682.5 (41515)	19.63	19.64	18.91
		2637.8(41068)	19.18	19.25	18.53
		2593 (40620)	19.33	19.42	18.71
		2548.3(40173)	19.21	19.28	18.37
		2503.5 (39725)	19.27	19.30	18.24
	1RB-Low (0)	2682.5 (41515)	19.77	19.73	19.00
		2637.8(41068)	19.39	19.44	18.78
		2593 (40620)	19.54	19.54	18.91
		2548.3(40173)	19.35	19.41	18.33
		2503.5 (39725)	19.26	18.74	18.26
	36RB-High (38)	2682.5 (41515)	19.72	18.99	18.41
		2637.8(41068)	19.31	18.61	18.05
		2593 (40620)	19.52	18.81	18.27
		2548.3(40173)	19.32	18.66	17.54
		2503.5 (39725)	19.53	18.84	17.37
	36RB-Middle (19)	2682.5 (41515)	19.74	19.05	18.45
		2637.8(41068)	19.38	18.63	18.11
		2593 (40620)	19.54	18.87	17.35
		2548.3(40173)	19.39	18.71	17.20
		2503.5 (39725)	19.37	18.64	17.36
	36RB-Low (0)	2682.5 (41515)	19.76	19.05	18.44
		2637.8(41068)	19.36	18.65	18.10
		2593 (40620)	19.51	18.86	17.35
		2548.3(40173)	19.39	18.74	17.22
		2503.5 (39725)	19.16	18.47	17.39
75RB (0)	2682.5 (41515)	19.74	19.10	18.50	
	2637.8(41068)	19.37	18.73	18.12	
	2593 (40620)	19.57	18.92	17.41	
	2548.3(40173)	19.44	18.74	17.26	
	2503.5 (39725)	19.30	18.72	17.24	

20MHz	1RB-High (99)	2680 (41490)	19.70	19.73	19.03
		2636.5(41055)	19.54	19.63	18.88
		2593 (40620)	19.26	19.37	18.63
		2549.5(40185)	19.40	19.47	18.77
		2506 (39750)	18.79	18.91	18.24
	1RB-Middle (50)	2680 (41490)	19.88	19.92	19.19
		2636.5(41055)	19.26	19.33	18.62
		2593 (40620)	19.40	19.46	18.78
		2549.5(40185)	19.34	19.41	18.65
		2506 (39750)	18.99	19.04	18.41
	1RB-Low (0)	2680 (41490)	20.01	20.16	19.41
		2636.5(41055)	19.28	19.41	18.65
		2593 (40620)	19.61	19.73	18.99
		2549.5(40185)	19.16	19.22	18.50
		2506 (39750)	19.09	18.81	18.35
	50RB-High (50)	2680 (41490)	19.80	18.96	18.33
		2636.5(41055)	19.44	18.59	18.01
		2593 (40620)	19.38	18.44	17.90
		2549.5(40185)	19.53	18.62	18.04
		2506 (39750)	19.08	18.24	17.54
	50RB-Middle (25)	2680 (41490)	19.97	19.09	18.50
		2636.5(41055)	19.37	18.51	17.94
		2593 (40620)	19.52	18.65	18.06
		2549.5(40185)	19.49	18.61	18.04
		2506 (39750)	19.07	18.29	17.63
	50RB-Low (0)	2680 (41490)	20.02	19.15	18.58
		2636.5(41055)	19.34	18.48	17.84
		2593 (40620)	19.56	18.67	18.09
		2549.5(40185)	19.41	18.51	17.92
		2506 (39750)	19.01	18.22	17.53
100RB (0)	2680 (41490)	19.91	19.07	18.56	
	2636.5(41055)	19.40	18.54	18.02	
	2593 (40620)	19.53	18.65	18.16	
	2549.5(40185)	19.49	18.59	18.06	
	2506 (39750)	18.99	18.24	17.61	

LTE Band41(ANT0 DSI 8)

BANDWIDTH	Number of RBs	Frequency	QPSK	16QAM	64QAM
5MHz	1RB-High (24)	2687.5 (41565)	20.23	20.09	18.94
		2640.3(41093)	20.43	19.68	18.69
		2593 (40620)	20.38	19.51	18.65
		2545.8(40148)	20.30	19.45	18.63
		2498.5 (39675)	20.21	19.23	18.20
	1RB-Middle (12)	2687.5 (41565)	20.21	20.03	19.04
		2640.3(41093)	20.56	19.44	18.54
		2593 (40620)	20.34	19.53	18.64
		2545.8(40148)	20.35	19.40	18.45
		2498.5 (39675)	20.21	19.23	18.26
	1RB-Low (0)	2687.5 (41565)	20.27	19.97	19.12
		2640.3(41093)	20.23	19.37	18.55
		2593 (40620)	20.44	19.51	18.68
		2545.8(40148)	20.23	19.29	18.48
		2498.5 (39675)	20.20	19.26	18.24
	12RB-High (13)	2687.5 (41565)	19.91	18.89	18.19
		2640.3(41093)	19.37	18.37	17.61
		2593 (40620)	19.43	18.40	17.69
		2545.8(40148)	19.24	18.28	17.49
		2498.5 (39675)	20.26	19.26	17.20
	12RB-Middle (6)	2687.5 (41565)	19.93	18.89	18.14
		2640.3(41093)	19.38	18.42	17.66
		2593 (40620)	19.44	18.40	17.72
		2545.8(40148)	19.30	18.29	17.60
		2498.5 (39675)	19.28	18.21	17.20
	12RB-Low (0)	2687.5 (41565)	19.89	18.85	18.11
		2640.3(41093)	19.32	18.30	17.59
		2593 (40620)	19.41	18.38	17.70
		2545.8(40148)	19.27	18.26	17.55
		2498.5 (39675)	19.27	18.23	17.21
25RB (0)	2687.5 (41565)	19.87	18.91	18.11	
	2640.3(41093)	19.37	18.43	17.60	
	2593 (40620)	19.38	18.38	17.58	
	2545.8(40148)	19.31	18.29	17.54	
	2498.5 (39675)	19.24	18.24	17.21	

10MHz	1RB-High (49)	2685 (41540)	20.20	19.95	19.04
		2639(41080)	20.45	19.54	18.65
		2593 (40620)	20.30	19.40	18.56
		2547(40160)	20.27	19.40	18.51
		2501 (39700)	20.26	19.25	18.29
	1RB-Middle (24)	2685 (41540)	20.25	19.95	19.02
		2639(41080)	20.38	19.41	18.55
		2593 (40620)	20.45	19.48	18.68
		2547(40160)	20.31	19.34	18.40
		2501 (39700)	20.25	19.22	18.28
	1RB-Low (0)	2685 (41540)	20.26	20.00	19.09
		2639(41080)	20.34	19.44	18.54
		2593 (40620)	20.52	19.61	18.75
		2547(40160)	20.25	19.34	18.49
		2501 (39700)	20.26	19.22	18.21
	25RB-High (25)	2685 (41540)	19.24	18.92	18.12
		2639(41080)	19.44	18.52	17.72
		2593 (40620)	19.42	18.50	17.70
		2547(40160)	19.32	18.35	17.55
		2501 (39700)	19.22	18.21	17.21
	25RB-Middle (12)	2685 (41540)	20.00	19.01	18.24
		2639(41080)	19.42	18.53	17.74
		2593 (40620)	19.42	18.49	17.74
		2547(40160)	19.35	18.38	17.65
		2501 (39700)	19.24	18.24	17.25
	25RB-Low (0)	2685 (41540)	19.98	18.98	18.22
		2639(41080)	19.27	18.39	17.56
		2593 (40620)	19.37	18.51	17.72
		2547(40160)	19.31	18.36	17.55
		2501 (39700)	19.27	18.22	17.22
50RB (0)	2685 (41540)	19.96	19.02	18.16	
	2639(41080)	19.41	18.51	17.70	
	2593 (40620)	19.45	18.48	17.64	
	2547(40160)	19.35	18.42	17.62	
	2501 (39700)	19.25	18.21	17.26	

15MHz	1RB-High (74)	2682.5 (41515)	20.75	19.82	18.83
		2637.8(41068)	20.34	19.44	18.46
		2593 (40620)	20.35	19.23	18.23
		2548.3(40173)	20.34	19.27	18.29
		2503.5 (39725)	20.22	19.25	18.21
	1RB-Middle (37)	2682.5 (41515)	20.71	19.83	18.87
		2637.8(41068)	20.27	19.26	18.29
		2593 (40620)	20.23	19.38	18.35
		2548.3(40173)	20.35	19.29	18.22
		2503.5 (39725)	20.22	19.28	18.23
	1RB-Low (0)	2682.5 (41515)	20.82	19.96	19.01
		2637.8(41068)	20.34	19.32	18.31
		2593 (40620)	20.32	19.52	18.54
		2548.3(40173)	20.22	19.37	18.22
		2503.5 (39725)	20.20	19.24	18.22
	36RB-High (38)	2682.5 (41515)	19.77	18.73	18.05
		2637.8(41068)	19.28	18.27	17.61
		2593 (40620)	19.29	18.28	17.58
		2548.3(40173)	19.29	18.24	17.48
		2503.5 (39725)	19.20	18.21	17.27
	36RB-Middle (19)	2682.5 (41515)	19.34	18.86	18.12
		2637.8(41068)	19.50	18.28	17.41
		2593 (40620)	19.39	18.32	17.57
		2548.3(40173)	19.20	18.29	17.50
		2503.5 (39725)	20.08	18.26	17.26
	36RB-Low (0)	2682.5 (41515)	19.37	18.81	18.10
		2637.8(41068)	19.55	18.22	17.43
		2593 (40620)	19.34	18.38	17.63
		2548.3(40173)	19.21	18.21	17.39
		2503.5 (39725)	20.04	18.23	17.22
75RB (0)	2682.5 (41515)	19.45	18.88	18.12	
	2637.8(41068)	19.48	18.33	17.60	
	2593 (40620)	19.39	18.36	17.62	
	2548.3(40173)	19.23	18.24	17.53	
	2503.5 (39725)	19.21	18.21	17.21	

20MHz	1RB-High (99)	2680 (41490)	20.80	19.89	18.92
		2636.5(41055)	20.32	19.47	18.49
		2593 (40620)	20.46	19.31	18.36
		2549.5(40185)	20.39	19.26	18.28
		2506 (39750)	20.21	19.20	18.23
	1RB-Middle (50)	2680 (41490)	20.78	19.85	18.87
		2636.5(41055)	20.30	19.20	18.24
		2593 (40620)	20.25	19.32	18.40
		2549.5(40185)	20.21	19.26	18.29
		2506 (39750)	20.20	19.21	18.21
	1RB-Low (0)	2680 (41490)	20.83	19.96	18.96
		2636.5(41055)	20.29	19.32	18.36
		2593 (40620)	20.43	19.54	18.61
		2549.5(40185)	20.24	19.25	18.25
		2506 (39750)	20.21	19.21	18.21
	50RB-High (50)	2680 (41490)	19.81	18.85	18.01
		2636.5(41055)	19.29	18.35	17.53
		2593 (40620)	19.29	18.36	17.55
		2549.5(40185)	19.24	18.25	17.47
		2506 (39750)	19.21	18.26	17.29
	50RB-Middle (25)	2680 (41490)	19.88	19.00	18.17
		2636.5(41055)	19.27	18.36	17.52
		2593 (40620)	19.35	18.36	17.59
		2549.5(40185)	19.25	18.35	17.53
		2506 (39750)	19.26	18.21	17.28
50RB-Low (0)	2680 (41490)	19.89	18.90	18.09	
	2636.5(41055)	19.28	18.20	17.40	
	2593 (40620)	19.42	18.48	17.70	
	2549.5(40185)	19.22	18.27	17.49	
	2506 (39750)	19.21	18.22	17.24	
100RB (0)	2680 (41490)	19.90	18.92	18.26	
	2636.5(41055)	19.25	18.29	17.60	
	2593 (40620)	19.31	18.40	17.63	
	2549.5(40185)	19.30	18.33	17.64	
	2506 (39750)	19.20	18.25	17.23	

LTE Band41(ANT0 DSI 13)

BANDWIDTH	Number of RBs	Frequency	QPSK	16QAM	64QAM
5MHz	1RB-High (24)	2687.5 (41565)	14.76	14.95	14.59
		2640.3(41093)	14.76	14.96	14.57
		2593 (40620)	14.75	14.95	14.54
		2545.8(40148)	14.75	14.95	14.57
		2498.5 (39675)	14.65	14.86	14.45
	1RB-Middle (12)	2687.5 (41565)	14.82	14.95	14.60
		2640.3(41093)	14.79	14.94	14.58
		2593 (40620)	14.82	14.99	14.59
		2545.8(40148)	14.78	14.96	14.56
		2498.5 (39675)	14.73	14.87	14.48
	1RB-Low (0)	2687.5 (41565)	14.80	14.95	14.60
		2640.3(41093)	14.78	14.92	14.57
		2593 (40620)	14.79	14.96	14.59
		2545.8(40148)	14.70	14.95	14.52
		2498.5 (39675)	14.69	14.86	14.46
	12RB-High (13)	2687.5 (41565)	14.73	14.86	14.82
		2640.3(41093)	14.75	14.87	14.84
		2593 (40620)	14.70	14.81	14.79
		2545.8(40148)	14.70	14.82	14.80
		2498.5 (39675)	14.65	14.79	14.74
	12RB-Middle (6)	2687.5 (41565)	14.77	14.88	14.85
		2640.3(41093)	14.73	14.86	14.81
		2593 (40620)	14.72	14.85	14.80
		2545.8(40148)	14.70	14.83	14.81
		2498.5 (39675)	14.66	14.79	14.71
	12RB-Low (0)	2687.5 (41565)	14.79	14.92	14.87
		2640.3(41093)	14.76	14.86	14.86
		2593 (40620)	14.76	14.87	14.85
		2545.8(40148)	14.70	14.82	14.80
		2498.5 (39675)	14.66	14.86	14.71
25RB (0)	2687.5 (41565)	14.78	14.96	14.87	
	2640.3(41093)	14.75	14.93	14.87	
	2593 (40620)	14.74	14.92	14.83	
	2545.8(40148)	14.71	14.86	14.81	
	2498.5 (39675)	14.69	14.82	14.76	

10MHz	1RB-High (49)	2685 (41540)	14.75	14.92	14.54
		2639(41080)	14.73	14.94	14.54
		2593 (40620)	14.70	14.91	14.51
		2547(40160)	14.74	14.94	14.54
		2501 (39700)	14.59	14.82	14.42
	1RB-Middle (24)	2685 (41540)	14.77	14.99	14.60
		2639(41080)	14.76	14.95	14.56
		2593 (40620)	14.79	14.98	14.58
		2547(40160)	14.77	14.98	14.59
		2501 (39700)	14.65	14.86	14.47
	1RB-Low (0)	2685 (41540)	14.78	14.96	14.59
		2639(41080)	14.73	14.92	14.54
		2593 (40620)	14.78	14.98	14.60
		2547(40160)	14.70	14.88	14.48
		2501 (39700)	14.64	14.85	14.47
	25RB-High (25)	2685 (41540)	14.76	14.94	14.87
		2639(41080)	14.74	14.93	14.87
		2593 (40620)	14.72	14.88	14.81
		2547(40160)	14.73	14.92	14.84
		2501 (39700)	14.64	14.82	14.75
	25RB-Middle (12)	2685 (41540)	14.77	14.95	14.87
		2639(41080)	14.74	14.92	14.85
		2593 (40620)	14.74	14.92	14.84
		2547(40160)	14.72	14.90	14.85
		2501 (39700)	14.65	14.84	14.77
	25RB-Low (0)	2685 (41540)	14.80	14.98	14.91
		2639(41080)	14.74	14.95	14.87
		2593 (40620)	14.74	14.92	14.87
		2547(40160)	14.71	14.87	14.78
		2501 (39700)	14.65	14.82	14.76
50RB (0)	2685 (41540)	14.79	15.01	14.86	
	2639(41080)	14.75	14.95	14.84	
	2593 (40620)	14.76	14.92	14.84	
	2547(40160)	14.73	14.91	14.78	
	2501 (39700)	14.67	14.86	14.74	

15MHz	1RB-High (74)	2682.5 (41515)	14.68	14.89	14.51
		2637.8(41068)	14.68	14.89	14.51
		2593 (40620)	14.64	14.86	14.48
		2548.3(40173)	14.71	14.92	14.52
		2503.5 (39725)	14.55	14.79	14.39
	1RB-Middle (37)	2682.5 (41515)	14.75	14.92	14.57
		2637.8(41068)	14.74	14.94	14.56
		2593 (40620)	14.74	14.96	14.57
		2548.3(40173)	14.76	14.98	14.58
		2503.5 (39725)	14.62	14.83	14.44
	1RB-Low (0)	2682.5 (41515)	14.73	14.95	14.57
		2637.8(41068)	14.70	14.89	14.52
		2593 (40620)	14.75	14.95	14.57
		2548.3(40173)	14.64	14.86	14.46
		2503.5 (39725)	14.58	14.82	14.42
	36RB-High (38)	2682.5 (41515)	14.70	14.86	14.77
		2637.8(41068)	14.73	14.87	14.78
		2593 (40620)	14.65	14.83	14.76
		2548.3(40173)	14.69	14.83	14.75
		2503.5 (39725)	14.60	14.74	14.69
	36RB-Middle (19)	2682.5 (41515)	14.73	14.89	14.81
		2637.8(41068)	14.71	14.86	14.79
		2593 (40620)	14.70	14.85	14.78
		2548.3(40173)	14.69	14.84	14.75
		2503.5 (39725)	14.59	14.76	14.67
	36RB-Low (0)	2682.5 (41515)	14.76	14.90	14.82
		2637.8(41068)	14.72	14.86	14.82
		2593 (40620)	14.70	14.89	14.82
		2548.3(40173)	14.65	14.81	14.72
		2503.5 (39725)	14.61	14.76	14.69
75RB (0)	2682.5 (41515)	14.77	14.95	14.85	
	2637.8(41068)	14.73	14.91	14.81	
	2593 (40620)	14.73	14.91	14.81	
	2548.3(40173)	14.69	14.86	14.77	
	2503.5 (39725)	14.63	14.81	14.70	

20MHz	1RB-High (99)	2680 (41490)	14.66	14.84	14.47
		2636.5(41055)	14.49	14.68	14.34
		2593 (40620)	14.27	14.40	14.05
		2549.5(40185)	14.35	14.52	14.16
		2506 (39750)	13.87	13.97	14.16
	1RB-Middle (50)	2680 (41490)	14.81	14.94	14.63
		2636.5(41055)	14.24	14.40	14.11
		2593 (40620)	14.40	14.48	14.13
		2549.5(40185)	14.30	14.43	14.11
		2506 (39750)	14.03	14.08	13.81
	1RB-Low (0)	2680 (41490)	15.00	15.16	14.80
		2636.5(41055)	14.33	14.50	14.14
		2593 (40620)	14.60	14.77	14.40
		2549.5(40185)	14.09	14.26	13.92
		2506 (39750)	13.76	13.87	14.03
	50RB-High (50)	2680 (41490)	14.78	14.82	14.75
		2636.5(41055)	14.51	14.53	14.49
		2593 (40620)	14.42	14.40	14.38
		2549.5(40185)	14.50	14.53	14.45
		2506 (39750)	14.03	14.02	13.96
	50RB-Middle (25)	2680 (41490)	14.94	14.98	14.92
		2636.5(41055)	14.41	14.51	14.42
		2593 (40620)	14.53	14.57	14.51
		2549.5(40185)	14.46	14.47	14.41
		2506 (39750)	14.13	14.13	14.09
	50RB-Low (0)	2680 (41490)	15.01	15.06	15.02
		2636.5(41055)	14.39	14.44	14.37
		2593 (40620)	14.61	14.61	14.56
		2549.5(40185)	14.35	14.40	14.36
		2506 (39750)	14.11	14.08	14.02
100RB (0)	2680 (41490)	14.96	14.97	15.00	
	2636.5(41055)	14.46	14.51	14.53	
	2593 (40620)	14.56	14.60	14.60	
	2549.5(40185)	14.47	14.49	14.50	
	2506 (39750)	14.03	14.04	14.07	

LTE Band41(ANT5 DSI 3)

BANDWIDTH	Number of RBs	Frequency	QPSK	16QAM	64QAM
5MHz	1RB-High (24)	2687.5 (41565)	19.85	19.69	19.34
		2640.3(41093)	19.22	19.42	18.84
		2593 (40620)	19.48	19.44	19.08
		2545.8(40148)	19.30	19.55	18.95
		2498.5 (39675)	19.20	19.19	18.83
	1RB-Middle (12)	2687.5 (41565)	19.84	19.61	19.12
		2640.3(41093)	19.45	19.28	18.76
		2593 (40620)	19.49	19.43	18.95
		2545.8(40148)	19.26	19.31	18.83
		2498.5 (39675)	19.08	19.05	18.53
	1RB-Low (0)	2687.5 (41565)	19.65	19.63	19.20
		2640.3(41093)	19.22	19.19	18.78
		2593 (40620)	19.41	19.44	19.09
		2545.8(40148)	19.23	19.24	18.95
		2498.5 (39675)	19.25	19.27	18.34
	12RB-High (13)	2687.5 (41565)	19.72	19.09	18.73
		2640.3(41093)	19.26	18.61	18.28
		2593 (40620)	19.47	18.79	18.49
		2545.8(40148)	19.26	18.60	18.30
		2498.5 (39675)	19.09	18.51	18.16
	12RB-Middle (6)	2687.5 (41565)	19.70	19.00	18.71
		2640.3(41093)	19.31	18.64	18.38
		2593 (40620)	19.54	18.82	18.50
		2545.8(40148)	19.33	18.67	18.44
		2498.5 (39675)	18.99	18.33	18.07
	12RB-Low (0)	2687.5 (41565)	19.73	18.96	18.72
		2640.3(41093)	19.30	18.59	18.32
		2593 (40620)	19.43	18.72	18.47
		2545.8(40148)	19.28	18.66	18.40
		2498.5 (39675)	18.80	18.21	17.89
25RB (0)	2687.5 (41565)	19.71	19.06	18.65	
	2640.3(41093)	19.27	18.65	18.27	
	2593 (40620)	19.46	18.87	18.50	
	2545.8(40148)	19.29	18.73	18.29	
	2498.5 (39675)	18.96	18.38	18.00	

10MHz	1RB-High (49)	2685 (41540)	19.68	19.58	19.18
		2639(41080)	19.08	19.07	18.65
		2593 (40620)	19.28	19.28	18.85
		2547(40160)	19.20	19.20	18.72
		2501 (39700)	19.39	19.38	19.00
	1RB-Middle (24)	2685 (41540)	19.59	19.53	19.09
		2639(41080)	19.10	19.17	18.62
		2593 (40620)	19.33	19.34	18.91
		2547(40160)	19.20	19.15	18.85
		2501 (39700)	19.06	19.12	18.71
	1RB-Low (0)	2685 (41540)	19.60	19.57	19.17
		2639(41080)	19.26	19.27	18.82
		2593 (40620)	19.44	19.43	19.04
		2547(40160)	19.25	19.25	18.90
		2501 (39700)	19.24	19.23	18.29
	25RB-High (25)	2685 (41540)	19.63	19.03	18.63
		2639(41080)	19.19	18.54	18.20
		2593 (40620)	19.38	18.75	18.45
		2547(40160)	19.18	18.59	18.21
		2501 (39700)	19.19	18.67	18.28
	25RB-Middle (12)	2685 (41540)	19.62	19.04	18.64
		2639(41080)	19.21	18.62	18.18
		2593 (40620)	19.40	18.86	18.47
		2547(40160)	19.17	18.61	18.25
		2501 (39700)	19.07	18.55	18.15
	25RB-Low (0)	2685 (41540)	19.58	19.05	18.57
		2639(41080)	19.22	18.62	18.23
		2593 (40620)	19.33	18.79	18.37
		2547(40160)	19.21	18.68	18.26
		2501 (39700)	18.93	18.35	17.97
50RB (0)	2685 (41540)	19.64	19.06	18.64	
	2639(41080)	19.23	18.64	18.21	
	2593 (40620)	19.42	18.84	18.45	
	2547(40160)	19.17	18.65	18.19	
	2501 (39700)	19.02	18.55	18.09	

15MHz	1RB-High (74)	2682.5 (41515)	19.47	19.53	19.08
		2637.8(41068)	18.93	19.06	18.59
		2593 (40620)	19.06	19.19	18.72
		2548.3(40173)	18.98	19.13	18.80
		2503.5 (39725)	19.29	19.38	18.36
	1RB-Middle (37)	2682.5 (41515)	19.35	19.43	18.96
		2637.8(41068)	18.91	19.05	18.58
		2593 (40620)	19.05	19.21	18.76
		2548.3(40173)	18.94	19.08	18.69
		2503.5 (39725)	18.99	19.10	18.86
	1RB-Low (0)	2682.5 (41515)	19.49	19.52	19.05
		2637.8(41068)	19.11	19.23	18.83
		2593 (40620)	19.27	19.33	18.96
		2548.3(40173)	19.07	19.20	18.80
		2503.5 (39725)	19.23	19.24	18.30
	36RB-High (38)	2682.5 (41515)	19.44	18.79	18.46
		2637.8(41068)	19.03	18.41	18.10
		2593 (40620)	19.25	18.61	18.32
		2548.3(40173)	19.04	18.46	17.29
		2503.5 (39725)	19.26	18.64	17.42
	36RB-Middle (19)	2682.5 (41515)	19.46	18.84	18.50
		2637.8(41068)	19.10	18.43	18.16
		2593 (40620)	19.27	18.67	17.40
		2548.3(40173)	19.11	18.51	17.25
		2503.5 (39725)	19.09	18.44	17.36
36RB-Low (0)	2682.5 (41515)	19.48	18.84	18.49	
	2637.8(41068)	19.08	18.45	18.14	
	2593 (40620)	19.24	18.66	17.40	
	2548.3(40173)	19.11	18.54	17.26	
	2503.5 (39725)	18.89	18.28	17.32	
75RB (0)	2682.5 (41515)	19.46	18.89	18.55	
	2637.8(41068)	19.09	18.53	18.17	
	2593 (40620)	19.29	18.72	17.45	
	2548.3(40173)	19.16	18.54	17.31	
	2503.5 (39725)	19.02	18.52	17.28	

20MHz	1RB-High (99)	2680 (41490)	19.42	19.52	18.23
		2636.5(41055)	19.50	19.71	18.39
		2593 (40620)	19.94	20.10	18.80
		2549.5(40185)	19.05	19.19	18.87
		2506 (39750)	19.48	19.67	18.32
	1RB-Middle (50)	2680 (41490)	19.18	19.28	18.73
		2636.5(41055)	19.69	19.76	18.48
		2593 (40620)	19.88	19.97	18.72
		2549.5(40185)	19.18	19.24	18.79
		2506 (39750)	19.39	19.54	18.23
	1RB-Low (0)	2680 (41490)	19.16	19.29	18.82
		2636.5(41055)	20.06	20.16	18.84
		2593 (40620)	19.80	19.95	18.58
		2549.5(40185)	19.30	19.41	18.68
		2506 (39750)	18.80	18.94	18.69
	50RB-High (50)	2680 (41490)	19.32	18.48	17.49
		2636.5(41055)	19.71	18.85	17.89
		2593 (40620)	19.99	19.15	18.15
		2549.5(40185)	19.24	18.38	17.41
		2506 (39750)	19.53	18.72	17.73
	50RB-Middle (25)	2680 (41490)	19.27	18.42	17.44
		2636.5(41055)	19.84	18.97	18.05
		2593 (40620)	20.01	19.15	18.19
		2549.5(40185)	19.30	18.49	17.47
		2506 (39750)	19.52	18.66	17.72
	50RB-Low (0)	2680 (41490)	19.23	18.39	17.34
		2636.5(41055)	19.99	19.14	18.16
		2593 (40620)	19.90	19.07	18.10
		2549.5(40185)	19.36	18.51	17.52
		2506 (39750)	19.26	18.42	17.44
100RB (0)	2680 (41490)	19.27	18.46	17.47	
	2636.5(41055)	19.84	18.99	18.02	
	2593 (40620)	20.00	19.16	18.18	
	2549.5(40185)	19.34	18.50	17.49	
	2506 (39750)	19.42	18.54	17.62	

LTE Band41(ANT5 DSI 8)

BANDWIDTH	Number of RBs	Frequency	QPSK	16QAM	64QAM
5MHz	1RB-High (24)	2687.5 (41565)	17.58	17.68	17.41
		2640.3(41093)	17.58	17.69	17.39
		2593 (40620)	17.57	17.68	17.35
		2545.8(40148)	17.57	17.68	17.39
		2498.5 (39675)	17.45	17.57	17.25
	1RB-Middle (12)	2687.5 (41565)	17.65	17.68	17.43
		2640.3(41093)	17.61	17.67	17.40
		2593 (40620)	17.65	17.73	17.41
		2545.8(40148)	17.60	17.69	17.38
		2498.5 (39675)	17.54	17.59	17.28
	1RB-Low (0)	2687.5 (41565)	17.63	17.68	17.43
		2640.3(41093)	17.60	17.64	17.39
		2593 (40620)	17.61	17.69	17.41
		2545.8(40148)	17.51	17.68	17.33
		2498.5 (39675)	17.50	17.57	17.26
	12RB-High (13)	2687.5 (41565)	17.54	17.57	17.69
		2640.3(41093)	17.57	17.59	17.71
		2593 (40620)	17.51	17.51	17.65
		2545.8(40148)	17.51	17.53	17.66
		2498.5 (39675)	17.45	17.49	17.59
	12RB-Middle (6)	2687.5 (41565)	17.59	17.60	17.72
		2640.3(41093)	17.54	17.57	17.68
		2593 (40620)	17.53	17.56	17.66
		2545.8(40148)	17.51	17.54	17.68
		2498.5 (39675)	17.46	17.49	17.56
	12RB-Low (0)	2687.5 (41565)	17.61	17.64	17.75
		2640.3(41093)	17.58	17.57	17.74
		2593 (40620)	17.58	17.59	17.72
		2545.8(40148)	17.51	17.53	17.66
		2498.5 (39675)	17.46	17.57	17.56
25RB (0)	2687.5 (41565)	17.60	17.69	17.75	
	2640.3(41093)	17.57	17.66	17.75	
	2593 (40620)	17.56	17.64	17.70	
	2545.8(40148)	17.52	17.57	17.68	
	2498.5 (39675)	17.50	17.53	17.62	

10MHz	1RB-High (49)	2685 (41540)	17.57	17.64	17.35
		2639(41080)	17.54	17.67	17.35
		2593 (40620)	17.51	17.63	17.32
		2547(40160)	17.56	17.67	17.35
		2501 (39700)	17.38	17.53	17.21
	1RB-Middle (24)	2685 (41540)	17.59	17.73	17.43
		2639(41080)	17.58	17.68	17.38
		2593 (40620)	17.61	17.72	17.40
		2547(40160)	17.59	17.72	17.41
		2501 (39700)	17.45	17.57	17.27
	1RB-Low (0)	2685 (41540)	17.60	17.69	17.41
		2639(41080)	17.54	17.64	17.35
		2593 (40620)	17.60	17.72	17.43
		2547(40160)	17.51	17.60	17.28
		2501 (39700)	17.44	17.56	17.27
	25RB-High (25)	2685 (41540)	17.58	17.67	17.75
		2639(41080)	17.56	17.66	17.75
		2593 (40620)	17.53	17.60	17.68
		2547(40160)	17.54	17.64	17.71
		2501 (39700)	17.44	17.53	17.60
	25RB-Middle (12)	2685 (41540)	17.59	17.68	17.75
		2639(41080)	17.56	17.64	17.72
		2593 (40620)	17.56	17.64	17.71
		2547(40160)	17.53	17.62	17.72
		2501 (39700)	17.45	17.55	17.63
	25RB-Low (0)	2685 (41540)	17.63	17.72	17.80
		2639(41080)	17.56	17.68	17.75
		2593 (40620)	17.56	17.64	17.75
		2547(40160)	17.52	17.59	17.64
		2501 (39700)	17.45	17.53	17.62
50RB (0)	2685 (41540)	17.61	17.75	17.74	
	2639(41080)	17.57	17.68	17.71	
	2593 (40620)	17.58	17.64	17.71	
	2547(40160)	17.54	17.63	17.64	
	2501 (39700)	17.47	17.57	17.59	

15MHz	1RB-High (74)	2682.5 (41515)	17.48	17.61	17.32
		2637.8(41068)	17.48	17.61	17.32
		2593 (40620)	17.44	17.57	17.28
		2548.3(40173)	17.52	17.64	17.33
		2503.5 (39725)	17.33	17.49	17.17
	1RB-Middle (37)	2682.5 (41515)	17.57	17.64	17.39
		2637.8(41068)	17.56	17.67	17.38
		2593 (40620)	17.56	17.69	17.39
		2548.3(40173)	17.58	17.72	17.40
		2503.5 (39725)	17.41	17.54	17.23
	1RB-Low (0)	2682.5 (41515)	17.54	17.68	17.39
		2637.8(41068)	17.51	17.61	17.33
		2593 (40620)	17.57	17.68	17.39
		2548.3(40173)	17.44	17.57	17.26
		2503.5 (39725)	17.36	17.53	17.21
	36RB-High (38)	2682.5 (41515)	17.51	17.57	17.63
		2637.8(41068)	17.54	17.59	17.64
		2593 (40620)	17.45	17.54	17.62
		2548.3(40173)	17.50	17.54	17.60
		2503.5 (39725)	17.39	17.43	17.53
	36RB-Middle (19)	2682.5 (41515)	17.54	17.61	17.68
		2637.8(41068)	17.52	17.57	17.65
		2593 (40620)	17.51	17.56	17.64
		2548.3(40173)	17.50	17.55	17.60
		2503.5 (39725)	17.38	17.46	17.51
	36RB-Low (0)	2682.5 (41515)	17.58	17.62	17.69
		2637.8(41068)	17.53	17.57	17.69
		2593 (40620)	17.51	17.61	17.69
		2548.3(40173)	17.45	17.51	17.57
		2503.5 (39725)	17.40	17.46	17.53
	75RB (0)	2682.5 (41515)	17.59	17.68	17.72
		2637.8(41068)	17.54	17.63	17.68
		2593 (40620)	17.54	17.63	17.68
		2548.3(40173)	17.50	17.57	17.63
		2503.5 (39725)	17.42	17.51	17.54

20MHz	1RB-High (99)	2680 (41490)	17.46	17.55	17.27
		2636.5(41055)	17.47	17.62	17.29
		2593 (40620)	18.03	18.16	17.82
		2549.5(40185)	17.08	17.28	16.81
		2506 (39750)	17.62	17.79	17.39
	1RB-Middle (50)	2680 (41490)	17.17	17.29	16.93
		2636.5(41055)	17.77	17.83	17.47
		2593 (40620)	17.94	18.04	17.66
		2549.5(40185)	17.22	17.29	16.94
		2506 (39750)	17.58	17.63	17.32
	1RB-Low (0)	2680 (41490)	17.16	17.28	16.96
		2636.5(41055)	18.11	18.06	17.87
		2593 (40620)	17.88	18.02	17.60
		2549.5(40185)	17.32	17.51	17.12
		2506 (39750)	16.97	17.11	16.74
	50RB-High (50)	2680 (41490)	17.37	17.36	17.53
		2636.5(41055)	17.70	17.74	17.83
		2593 (40620)	18.08	18.13	18.20
		2549.5(40185)	17.27	17.29	17.39
		2506 (39750)	17.71	17.71	17.83
	50RB-Middle (25)	2680 (41490)	17.34	17.31	17.47
		2636.5(41055)	17.85	17.92	17.98
		2593 (40620)	18.07	18.13	18.20
		2549.5(40185)	17.35	17.38	17.46
		2506 (39750)	17.67	17.71	17.78
	50RB-Low (0)	2680 (41490)	17.28	17.25	17.35
		2636.5(41055)	18.00	18.07	18.14
		2593 (40620)	17.99	18.02	18.09
		2549.5(40185)	17.44	17.45	17.56
		2506 (39750)	17.45	17.48	17.53
100RB (0)	2680 (41490)	17.37	17.35	17.45	
	2636.5(41055)	17.89	17.91	17.99	
	2593 (40620)	18.08	18.12	18.18	
	2549.5(40185)	17.40	17.41	17.51	
	2506 (39750)	17.55	17.59	17.67	

LTE Band41(ANT5 DSI 13)

BANDWIDTH	Number of RBs	Frequency	QPSK	16QAM	64QAM
5MHz	1RB-High (24)	2687.5 (41565)	14.57	14.71	14.28
		2640.3(41093)	14.57	14.73	14.26
		2593 (40620)	14.56	14.71	14.23
		2545.8(40148)	14.56	14.72	14.26
		2498.5 (39675)	14.46	14.62	14.14
	1RB-Middle (12)	2687.5 (41565)	14.62	14.72	14.29
		2640.3(41093)	14.60	14.71	14.27
		2593 (40620)	14.62	14.76	14.28
		2545.8(40148)	14.59	14.73	14.25
		2498.5 (39675)	14.54	14.64	14.17
	1RB-Low (0)	2687.5 (41565)	14.61	14.71	14.29
		2640.3(41093)	14.59	14.69	14.26
		2593 (40620)	14.60	14.73	14.28
		2545.8(40148)	14.51	14.71	14.21
		2498.5 (39675)	14.50	14.63	14.15
	12RB-High (13)	2687.5 (41565)	14.54	14.62	14.50
		2640.3(41093)	14.56	14.64	14.52
		2593 (40620)	14.51	14.58	14.48
		2545.8(40148)	14.51	14.60	14.48
		2498.5 (39675)	14.46	14.57	14.42
	12RB-Middle (6)	2687.5 (41565)	14.58	14.65	14.53
		2640.3(41093)	14.54	14.62	14.50
		2593 (40620)	14.53	14.62	14.48
		2545.8(40148)	14.51	14.60	14.49
		2498.5 (39675)	14.47	14.57	14.39
	12RB-Low (0)	2687.5 (41565)	14.60	14.68	14.56
		2640.3(41093)	14.57	14.63	14.54
		2593 (40620)	14.57	14.64	14.53
2545.8(40148)		14.51	14.59	14.48	
2498.5 (39675)		14.47	14.62	14.39	
25RB (0)	2687.5 (41565)	14.59	14.73	14.56	
	2640.3(41093)	14.56	14.70	14.55	
	2593 (40620)	14.55	14.69	14.51	
	2545.8(40148)	14.52	14.63	14.49	
	2498.5 (39675)	14.50	14.60	14.45	

10MHz	1RB-High (49)	2685 (41540)	14.56	14.69	14.23
		2639(41080)	14.54	14.71	14.23
		2593 (40620)	14.51	14.68	14.20
		2547(40160)	14.55	14.71	14.23
		2501 (39700)	14.40	14.60	14.11
	1RB-Middle (24)	2685 (41540)	14.58	14.76	14.28
		2639(41080)	14.57	14.71	14.25
		2593 (40620)	14.60	14.74	14.27
		2547(40160)	14.58	14.74	14.28
		2501 (39700)	14.46	14.63	14.16
	1RB-Low (0)	2685 (41540)	14.59	14.73	14.28
		2639(41080)	14.54	14.69	14.23
		2593 (40620)	14.59	14.74	14.28
		2547(40160)	14.51	14.65	14.17
		2501 (39700)	14.45	14.62	14.16
	25RB-High (25)	2685 (41540)	14.57	14.71	14.56
		2639(41080)	14.55	14.70	14.56
		2593 (40620)	14.53	14.65	14.49
		2547(40160)	14.54	14.68	14.53
		2501 (39700)	14.45	14.60	14.43
	25RB-Middle (12)	2685 (41540)	14.58	14.71	14.56
		2639(41080)	14.55	14.69	14.53
		2593 (40620)	14.55	14.69	14.52
		2547(40160)	14.53	14.67	14.53
		2501 (39700)	14.46	14.61	14.45
	25RB-Low (0)	2685 (41540)	14.61	14.74	14.59
		2639(41080)	14.55	14.71	14.55
		2593 (40620)	14.55	14.68	14.55
		2547(40160)	14.52	14.64	14.47
		2501 (39700)	14.46	14.59	14.45
50RB (0)	2685 (41540)	14.60	14.77	14.54	
	2639(41080)	14.56	14.72	14.52	
	2593 (40620)	14.57	14.68	14.52	
	2547(40160)	14.54	14.68	14.47	
	2501 (39700)	14.48	14.62	14.42	

15MHz	1RB-High (74)	2682.5 (41515)	14.49	14.65	14.20
		2637.8(41068)	14.49	14.66	14.20
		2593 (40620)	14.45	14.63	14.17
		2548.3(40173)	14.52	14.69	14.21
		2503.5 (39725)	14.36	14.56	14.08
	1RB-Middle (37)	2682.5 (41515)	14.56	14.69	14.26
		2637.8(41068)	14.55	14.71	14.25
		2593 (40620)	14.55	14.73	14.26
		2548.3(40173)	14.57	14.74	14.27
		2503.5 (39725)	14.43	14.60	14.13
	1RB-Low (0)	2682.5 (41515)	14.54	14.71	14.26
		2637.8(41068)	14.51	14.66	14.21
		2593 (40620)	14.56	14.72	14.26
		2548.3(40173)	14.45	14.62	14.15
		2503.5 (39725)	14.39	14.60	14.11
	36RB-High (38)	2682.5 (41515)	14.51	14.63	14.45
		2637.8(41068)	14.54	14.64	14.46
		2593 (40620)	14.46	14.60	14.45
		2548.3(40173)	14.50	14.60	14.44
		2503.5 (39725)	14.41	14.51	14.37
	36RB-Middle (19)	2682.5 (41515)	14.54	14.65	14.49
		2637.8(41068)	14.52	14.62	14.48
		2593 (40620)	14.51	14.62	14.47
		2548.3(40173)	14.50	14.61	14.43
		2503.5 (39725)	14.40	14.53	14.36
36RB-Low (0)	2682.5 (41515)	14.57	14.67	14.50	
	2637.8(41068)	14.53	14.62	14.50	
	2593 (40620)	14.51	14.66	14.50	
	2548.3(40173)	14.46	14.58	14.41	
	2503.5 (39725)	14.42	14.54	14.38	
75RB (0)	2682.5 (41515)	14.58	14.71	14.53	
	2637.8(41068)	14.54	14.68	14.50	
	2593 (40620)	14.54	14.68	14.49	
	2548.3(40173)	14.50	14.63	14.45	
	2503.5 (39725)	14.44	14.58	14.39	

20MHz	1RB-High (99)	2680 (41490)	14.47	14.61	14.16
		2636.5(41055)	14.64	14.76	14.28
		2593 (40620)	15.06	15.22	14.70
		2549.5(40185)	14.12	14.25	13.75
		2506 (39750)	14.61	14.73	14.23
	1RB-Middle (50)	2680 (41490)	14.22	14.34	13.81
		2636.5(41055)	14.84	14.91	14.46
		2593 (40620)	14.98	15.05	14.56
		2549.5(40185)	14.23	14.31	13.86
		2506 (39750)	14.51	14.56	14.15
	1RB-Low (0)	2680 (41490)	14.22	14.36	13.92
		2636.5(41055)	15.15	15.30	14.83
		2593 (40620)	14.90	15.02	14.47
		2549.5(40185)	14.34	14.53	14.01
		2506 (39750)	13.90	14.02	14.05
	50RB-High (50)	2680 (41490)	14.38	14.38	14.44
		2636.5(41055)	14.83	14.87	14.85
		2593 (40620)	15.13	15.10	15.12
		2549.5(40185)	14.32	14.36	14.32
		2506 (39750)	14.67	14.70	14.70
	50RB-Middle (25)	2680 (41490)	14.35	14.37	14.37
		2636.5(41055)	14.99	15.01	14.97
		2593 (40620)	15.11	15.13	15.12
		2549.5(40185)	14.39	14.44	14.45
		2506 (39750)	14.62	14.64	14.67
	50RB-Low (0)	2680 (41490)	14.31	14.36	14.35
		2636.5(41055)	15.08	15.14	15.12
		2593 (40620)	15.00	15.04	15.02
		2549.5(40185)	14.45	14.51	14.47
		2506 (39750)	14.43	14.42	14.44
100RB (0)	2680 (41490)	14.39	14.42	14.42	
	2636.5(41055)	14.99	15.02	14.98	
	2593 (40620)	15.12	15.13	15.07	
	2549.5(40185)	14.37	14.44	14.40	
	2506 (39750)	14.54	14.55	14.57	

LTE Band66(ANT0 DSI 3)

BANDWIDTH	Number of RBs	Frequency	QPSK	16QAM	64QAM
1.4MHz	1RB-High (5)	1779.3 (132665)	21.74	21.83	21.95
		1745 (132322)	21.71	21.81	21.73
		1710.7 (131979)	21.50	21.69	21.67
	1RB-Middle (3)	1779.3 (132665)	21.86	21.89	21.97
		1745 (132322)	21.89	21.91	21.84
		1710.7 (131979)	21.76	21.69	21.65
	1RB-Low (0)	1779.3 (132665)	21.71	21.86	21.94
		1745 (132322)	21.65	21.87	21.94
		1710.7 (131979)	21.53	21.78	21.74
	3RB-High (3)	1779.3 (132665)	21.65	21.66	21.88
		1745 (132322)	21.61	21.70	21.70
		1710.7 (131979)	21.51	21.68	21.69
	3RB-Middle (1)	1779.3 (132665)	21.74	21.76	21.83
		1745 (132322)	21.57	21.86	21.78
		1710.7 (131979)	21.61	21.62	21.63
	3RB-Low (0)	1779.3 (132665)	21.70	21.80	21.83
		1745 (132322)	21.63	21.74	21.84
		1710.7 (131979)	21.52	21.61	21.67
	6RB (0)	1779.3 (132665)	21.73	21.90	20.72
		1745 (132322)	21.64	21.64	20.68
		1710.7 (131979)	21.61	21.66	20.53
3MHz	1RB-High (14)	1778.5 (132657)	21.74	21.88	21.91
		1745 (132322)	21.74	21.92	21.89
		1711.5 (131987)	21.61	21.94	21.72
	1RB-Middle (7)	1778.5 (132657)	21.64	21.77	21.63
		1745 (132322)	21.63	21.90	21.87
		1711.5 (131987)	21.45	21.99	21.51
	1RB-Low (0)	1778.5 (132657)	21.77	21.85	22.00
		1745 (132322)	21.73	21.81	21.74
		1711.5 (131987)	21.62	21.85	21.68
	8RB-High (7)	1778.5 (132657)	21.81	21.87	20.86
		1745 (132322)	21.70	21.82	20.81
		1711.5 (131987)	21.64	21.71	20.70
	8RB-Middle (4)	1778.5 (132657)	21.89	21.98	20.94
		1745 (132322)	21.73	21.89	20.67
		1711.5 (131987)	21.73	21.74	20.71
	8RB-Low (0)	1778.5 (132657)	21.82	21.87	20.99
		1745 (132322)	21.66	21.77	20.78
		1711.5 (131987)	21.59	21.67	20.71
	15RB (0)	1778.5 (132657)	21.84	21.76	20.73
		1745 (132322)	21.73	21.75	20.76
		1711.5 (131987)	21.67	21.71	20.66

5MHz	1RB-High (24)	1777.5 (132647)	21.82	21.89	22.02
		1745 (132322)	21.85	21.92	21.93
		1712.5 (131997)	21.76	21.96	21.96
	1RB-Middle (12)	1777.5 (132647)	21.68	21.85	21.75
		1745 (132322)	21.64	21.93	21.86
		1712.5 (131997)	21.51	21.82	21.65
	1RB-Low (0)	1777.5 (132647)	21.77	21.85	21.91
		1745 (132322)	21.67	21.99	21.89
		1712.5 (131997)	21.71	21.86	21.97
	12RB-High (13)	1777.5 (132647)	21.80	21.87	20.89
		1745 (132322)	21.76	21.59	20.76
		1712.5 (131997)	21.74	21.86	20.79
	12RB-Middle (6)	1777.5 (132647)	21.80	21.85	20.82
		1745 (132322)	21.70	21.78	20.79
		1712.5 (131997)	21.64	21.77	20.77
	12RB-Low (0)	1777.5 (132647)	21.75	21.82	20.71
		1745 (132322)	21.69	21.51	20.70
		1712.5 (131997)	21.61	21.71	20.85
	25RB (0)	1777.5 (132647)	21.78	21.80	20.78
		1745 (132322)	21.72	21.72	20.76
		1712.5 (131997)	21.75	21.67	20.71
10MHz	1RB-High (49)	1775 (132622)	21.71	21.93	21.85
		1745 (132322)	21.72	21.98	22.00
		1715 (132022)	21.65	22.00	21.83
	1RB-Middle (24)	1775 (132622)	21.58	21.87	21.80
		1745 (132322)	21.65	21.90	21.91
		1715 (132022)	21.76	21.82	21.97
	1RB-Low (0)	1775 (132622)	21.46	21.99	21.70
		1745 (132322)	21.74	21.85	21.84
		1715 (132022)	21.62	21.99	21.75
	25RB-High (25)	1775 (132622)	21.80	21.81	20.83
		1745 (132322)	21.75	21.74	20.77
		1715 (132022)	21.81	21.88	20.80
	25RB-Middle (12)	1775 (132622)	21.70	21.72	20.63
		1745 (132322)	21.71	21.79	20.76
		1715 (132022)	21.78	21.81	20.84
	25RB-Low (0)	1775 (132622)	21.69	21.66	20.77
		1745 (132322)	21.80	21.73	20.82
		1715 (132022)	21.74	21.77	20.77
	50RB (0)	1775 (132622)	21.67	21.74	20.75
		1745 (132322)	21.75	21.78	20.76
		1715 (132022)	21.71	21.78	20.70

15MHz	1RB-High (74)	1772.5 (132597)	21.62	21.98	21.82
		1745 (132322)	21.60	21.81	21.92
		1717.5 (132047)	21.55	21.91	21.79
	1RB-Middle (37)	1772.5 (132597)	21.49	21.70	21.71
		1745 (132322)	21.56	21.88	21.96
		1717.5 (132047)	21.55	21.83	21.79
	1RB-Low (0)	1772.5 (132597)	21.41	21.88	21.74
		1745 (132322)	21.73	21.96	21.96
		1717.5 (132047)	21.44	21.77	21.74
	36RB-High (38)	1772.5 (132597)	21.70	21.69	20.70
		1745 (132322)	21.72	21.61	20.71
		1717.5 (132047)	21.75	21.70	20.64
	36RB-Middle (19)	1772.5 (132597)	21.53	21.44	20.54
		1745 (132322)	21.71	21.67	20.61
		1717.5 (132047)	21.82	21.67	20.82
	36RB-Low (0)	1772.5 (132597)	21.56	21.45	20.50
		1745 (132322)	21.65	21.62	20.63
		1717.5 (132047)	21.69	21.67	20.71
	75RB (0)	1772.5 (132597)	21.57	21.55	20.47
		1745 (132322)	21.70	21.63	20.66
		1717.5 (132047)	21.63	21.67	20.53
20MHz	1RB-High (99)	1770 (132572)	21.39	21.68	21.64
		1745 (132322)	21.53	21.85	21.93
		1720 (132072)	21.64	21.77	21.98
	1RB-Middle (50)	1770 (132572)	21.23	21.56	21.52
		1745 (132322)	21.48	21.86	21.81
		1720 (132072)	21.42	21.81	21.60
	1RB-Low (0)	1770 (132572)	21.63	21.93	21.97
		1745 (132322)	21.51	21.99	21.76
		1720 (132072)	21.26	21.58	21.50
	50RB-High (50)	1770 (132572)	21.49	21.47	20.46
		1745 (132322)	21.58	21.55	20.57
		1720 (132072)	21.49	21.44	20.47
	50RB-Middle (25)	1770 (132572)	21.42	21.47	20.43
		1745 (132322)	21.58	21.43	20.56
		1720 (132072)	21.60	21.55	20.60
	50RB-Low (0)	1770 (132572)	21.42	21.37	20.43
		1745 (132322)	21.55	21.50	20.58
		1720 (132072)	21.57	21.40	20.49
	100RB (0)	1770 (132572)	21.50	21.46	20.45
		1745 (132322)	21.57	21.52	20.53
		1720 (132072)	21.53	21.56	20.54

LTE Band66(ANT0 DSI 8)

BANDWIDTH	Number of RBs	Frequency	QPSK	16QAM	64QAM
1.4MHz	1RB-High (5)	1779.3 (132665)	23.53	22.90	21.92
		1745 (132322)	23.40	22.74	21.64
		1710.7 (131979)	23.21	22.50	21.55
	1RB-Middle (3)	1779.3 (132665)	23.77	22.99	21.78
		1745 (132322)	23.62	22.83	21.85
		1710.7 (131979)	23.44	22.66	21.82
	1RB-Low (0)	1779.3 (132665)	23.51	22.82	21.82
		1745 (132322)	23.37	22.66	21.84
		1710.7 (131979)	23.31	22.58	21.65
	3RB-High (3)	1779.3 (132665)	23.58	22.73	21.77
		1745 (132322)	23.47	22.61	21.62
		1710.7 (131979)	23.35	22.47	21.56
	3RB-Middle (1)	1779.3 (132665)	23.67	22.46	21.84
		1745 (132322)	23.67	22.61	21.66
		1710.7 (131979)	23.31	22.43	21.56
	3RB-Low (0)	1779.3 (132665)	23.59	22.67	21.73
		1745 (132322)	23.48	22.68	21.69
		1710.7 (131979)	23.36	22.57	21.58
	6RB (0)	1779.3 (132665)	22.69	21.69	20.99
		1745 (132322)	22.62	21.60	20.63
		1710.7 (131979)	22.56	21.70	20.63
3MHz	1RB-High (14)	1778.5 (132657)	23.70	22.98	21.98
		1745 (132322)	23.58	23.19	21.72
		1711.5 (131987)	23.43	22.91	21.64
	1RB-Middle (7)	1778.5 (132657)	23.61	23.00	21.50
		1745 (132322)	23.57	23.27	21.80
		1711.5 (131987)	23.58	22.78	21.73
	1RB-Low (0)	1778.5 (132657)	23.69	23.01	21.83
		1745 (132322)	23.55	23.03	21.68
		1711.5 (131987)	23.28	22.85	21.56
	8RB-High (7)	1778.5 (132657)	22.78	22.00	20.91
		1745 (132322)	22.70	21.69	20.75
		1711.5 (131987)	22.53	21.64	20.80
	8RB-Middle (4)	1778.5 (132657)	22.84	21.88	20.81
		1745 (132322)	22.63	21.81	20.80
		1711.5 (131987)	22.58	21.71	20.69
	8RB-Low (0)	1778.5 (132657)	22.81	21.85	20.88
		1745 (132322)	22.64	21.76	20.81
		1711.5 (131987)	22.52	21.73	20.71
	15RB (0)	1778.5 (132657)	22.83	21.87	20.70
		1745 (132322)	22.71	21.69	20.63
		1711.5 (131987)	22.68	21.59	20.68

5MHz	1RB-High (24)	1777.5 (132647)	23.65	23.12	21.90	
		1745 (132322)	23.51	23.21	21.80	
		1712.5 (131997)	23.60	23.11	21.86	
	1RB-Middle (12)	1777.5 (132647)	23.64	23.32	21.80	
		1745 (132322)	23.66	23.01	21.88	
		1712.5 (131997)	23.62	23.03	21.77	
	1RB-Low (0)	1777.5 (132647)	23.64	23.03	21.70	
		1745 (132322)	23.58	22.92	21.78	
		1712.5 (131997)	23.41	22.84	21.59	
	12RB-High (13)	1777.5 (132647)	22.82	21.82	20.75	
		1745 (132322)	22.67	21.72	20.77	
		1712.5 (131997)	22.79	21.80	20.78	
	12RB-Middle (6)	1777.5 (132647)	22.78	21.87	20.80	
		1745 (132322)	22.66	21.81	20.76	
		1712.5 (131997)	22.71	21.80	20.67	
	12RB-Low (0)	1777.5 (132647)	22.73	21.83	20.78	
		1745 (132322)	22.65	21.56	20.82	
		1712.5 (131997)	22.63	21.85	20.64	
	25RB (0)	1777.5 (132647)	22.76	21.81	20.84	
		1745 (132322)	22.67	21.66	20.69	
		1712.5 (131997)	22.63	21.72	20.72	
	10MHz	1RB-High (49)	1775 (132622)	23.71	23.02	21.74
			1745 (132322)	23.56	23.06	21.91
			1715 (132022)	23.71	23.25	21.93
1RB-Middle (24)		1775 (132622)	23.50	22.82	21.78	
		1745 (132322)	23.57	22.79	21.79	
		1715 (132022)	23.77	22.94	21.89	
1RB-Low (0)		1775 (132622)	23.41	22.91	21.69	
		1745 (132322)	23.54	23.16	21.93	
		1715 (132022)	23.39	23.19	21.83	
25RB-High (25)		1775 (132622)	22.78	21.77	20.86	
		1745 (132322)	22.71	21.85	20.80	
		1715 (132022)	22.73	21.88	20.81	
25RB-Middle (12)		1775 (132622)	22.67	21.74	20.76	
		1745 (132322)	22.67	21.83	20.83	
		1715 (132022)	22.78	21.87	20.77	
25RB-Low (0)		1775 (132622)	22.59	21.71	20.72	
		1745 (132322)	22.69	21.86	20.76	
		1715 (132022)	22.74	21.81	20.74	
50RB (0)		1775 (132622)	22.66	21.80	20.69	
		1745 (132322)	22.75	21.82	20.84	
		1715 (132022)	22.75	21.83	20.72	

15MHz	1RB-High (74)	1772.5 (132597)	23.58	22.93	21.93	
		1745 (132322)	23.49	22.93	21.87	
		1717.5 (132047)	23.41	23.02	21.92	
	1RB-Middle (37)	1772.5 (132597)	23.45	22.70	21.94	
		1745 (132322)	23.56	22.95	22.14	
		1717.5 (132047)	23.56	22.84	21.97	
	1RB-Low (0)	1772.5 (132597)	23.36	22.82	21.91	
		1745 (132322)	23.58	23.25	22.18	
		1717.5 (132047)	23.31	23.00	21.99	
	36RB-High (38)	1772.5 (132597)	22.60	21.67	20.57	
		1745 (132322)	22.60	21.58	20.70	
		1717.5 (132047)	22.68	21.68	20.68	
	36RB-Middle (19)	1772.5 (132597)	22.53	21.53	20.44	
		1745 (132322)	22.62	21.59	20.70	
		1717.5 (132047)	22.74	21.66	20.77	
	36RB-Low (0)	1772.5 (132597)	22.47	21.39	20.47	
		1745 (132322)	22.62	21.66	20.61	
		1717.5 (132047)	22.54	21.64	20.68	
	75RB (0)	1772.5 (132597)	22.47	21.54	20.47	
		1745 (132322)	22.62	21.69	20.64	
		1717.5 (132047)	22.57	21.59	20.60	
	20MHz	1RB-High (99)	1770 (132572)	23.33	22.66	21.79
			1745 (132322)	23.50	23.07	22.01
			1720 (132072)	23.47	22.97	21.95
1RB-Middle (50)		1770 (132572)	23.24	22.87	21.44	
		1745 (132322)	23.26	23.02	21.69	
		1720 (132072)	23.30	22.92	21.62	
1RB-Low (0)		1770 (132572)	23.56	23.08	21.93	
		1745 (132322)	23.39	23.10	21.91	
		1720 (132072)	23.15	22.87	21.70	
50RB-High (50)		1770 (132572)	22.41	21.36	20.39	
		1745 (132322)	22.50	21.58	20.60	
		1720 (132072)	22.43	21.50	20.56	
50RB-Middle (25)		1770 (132572)	22.36	21.39	20.43	
		1745 (132322)	22.53	21.45	20.55	
		1720 (132072)	22.54	21.49	20.68	
50RB-Low (0)		1770 (132572)	22.36	21.39	20.41	
		1745 (132322)	22.47	21.56	20.59	
		1720 (132072)	22.48	21.48	20.53	
100RB (0)		1770 (132572)	22.45	21.49	20.43	
		1745 (132322)	22.50	21.58	20.54	
		1720 (132072)	22.47	21.54	20.49	

LTE Band66(ANT0 DSI 13)

BANDWIDTH	Number of RBs	Frequency	QPSK	16QAM	64QAM
1.4MHz	1RB-High (5)	1779.3 (132665)	19.71	19.95	20.16
		1745 (132322)	19.78	19.99	19.97
		1710.7 (131979)	19.54	19.75	19.88
	1RB-Middle (3)	1779.3 (132665)	20.10	20.14	20.09
		1745 (132322)	20.09	20.10	20.14
		1710.7 (131979)	19.83	19.91	19.82
	1RB-Low (0)	1779.3 (132665)	19.80	20.05	20.20
		1745 (132322)	19.74	20.10	20.21
		1710.7 (131979)	19.59	19.82	19.97
	3RB-High (3)	1779.3 (132665)	19.74	19.84	19.87
		1745 (132322)	19.70	19.67	19.88
		1710.7 (131979)	19.57	19.74	19.74
	3RB-Middle (1)	1779.3 (132665)	19.93	19.38	19.90
		1745 (132322)	19.65	19.44	19.85
		1710.7 (131979)	19.63	19.76	19.69
	3RB-Low (0)	1779.3 (132665)	19.77	19.72	19.90
		1745 (132322)	19.75	19.93	19.77
		1710.7 (131979)	19.58	19.64	19.76
	6RB (0)	1779.3 (132665)	19.72	19.82	19.84
		1745 (132322)	19.76	19.78	19.72
		1710.7 (131979)	19.59	19.74	19.65
3MHz	1RB-High (14)	1778.5 (132657)	19.79	20.10	19.98
		1745 (132322)	19.84	20.06	20.04
		1711.5 (131987)	19.62	19.97	20.02
	1RB-Middle (7)	1778.5 (132657)	19.66	20.12	19.67
		1745 (132322)	19.72	20.10	19.92
		1711.5 (131987)	19.52	20.26	20.21
	1RB-Low (0)	1778.5 (132657)	19.92	20.14	20.09
		1745 (132322)	19.82	19.92	19.97
		1711.5 (131987)	19.80	19.90	19.95
	8RB-High (7)	1778.5 (132657)	19.90	20.05	19.92
		1745 (132322)	19.81	19.81	19.86
		1711.5 (131987)	19.73	19.81	19.78
	8RB-Middle (4)	1778.5 (132657)	19.98	19.90	19.80
		1745 (132322)	19.73	19.96	19.71
		1711.5 (131987)	19.65	19.95	19.80
	8RB-Low (0)	1778.5 (132657)	19.91	19.94	19.91
		1745 (132322)	19.77	19.80	19.95
		1711.5 (131987)	19.67	19.75	19.75
	15RB (0)	1778.5 (132657)	19.87	19.78	19.86
		1745 (132322)	19.84	19.83	19.81
		1711.5 (131987)	19.75	19.80	19.69

5MHz	1RB-High (24)	1777.5 (132647)	19.96	20.16	20.21
		1745 (132322)	19.86	20.06	20.11
		1712.5 (131997)	19.97	20.15	20.12
	1RB-Middle (12)	1777.5 (132647)	19.71	20.35	19.59
		1745 (132322)	19.67	20.15	19.66
		1712.5 (131997)	19.59	19.90	20.18
	1RB-Low (0)	1777.5 (132647)	19.84	20.00	20.05
		1745 (132322)	19.80	19.98	19.90
		1712.5 (131997)	19.73	20.12	20.05
	12RB-High (13)	1777.5 (132647)	19.93	19.92	19.90
		1745 (132322)	19.79	19.84	19.64
		1712.5 (131997)	19.83	19.88	19.78
	12RB-Middle (6)	1777.5 (132647)	19.95	19.93	19.79
		1745 (132322)	19.85	20.04	19.71
		1712.5 (131997)	19.73	19.86	19.65
	12RB-Low (0)	1777.5 (132647)	19.78	19.88	19.81
		1745 (132322)	19.73	19.93	19.89
		1712.5 (131997)	19.70	19.74	19.75
	25RB (0)	1777.5 (132647)	19.92	19.86	19.74
		1745 (132322)	19.75	19.83	19.84
		1712.5 (131997)	19.76	19.78	19.71
10MHz	1RB-High (49)	1775 (132622)	19.57	20.10	19.77
		1745 (132322)	19.77	20.18	20.09
		1715 (132022)	19.75	20.11	19.84
	1RB-Middle (24)	1775 (132622)	19.84	19.79	20.04
		1745 (132322)	19.82	20.01	20.13
		1715 (132022)	19.87	20.24	20.20
	1RB-Low (0)	1775 (132622)	19.54	19.73	19.67
		1745 (132322)	19.87	20.15	19.89
		1715 (132022)	19.67	20.02	19.61
	25RB-High (25)	1775 (132622)	19.88	19.97	19.89
		1745 (132322)	19.89	19.93	19.85
		1715 (132022)	19.76	19.81	19.78
	25RB-Middle (12)	1775 (132622)	19.69	19.67	19.80
		1745 (132322)	19.82	19.76	19.89
		1715 (132022)	19.89	19.93	19.91
	25RB-Low (0)	1775 (132622)	19.73	19.74	19.73
		1745 (132322)	19.79	19.90	19.89
		1715 (132022)	19.77	19.83	19.87
	50RB (0)	1775 (132622)	19.73	19.81	19.74
		1745 (132322)	19.89	19.87	19.86
		1715 (132022)	19.82	19.86	19.87

15MHz	1RB-High (74)	1772.5 (132597)	19.88	19.87	19.71	
		1745 (132322)	19.58	19.86	19.86	
		1717.5 (132047)	19.69	19.87	19.76	
	1RB-Middle (37)	1772.5 (132597)	19.62	19.77	19.59	
		1745 (132322)	19.72	20.04	19.91	
		1717.5 (132047)	19.69	19.93	19.80	
	1RB-Low (0)	1772.5 (132597)	19.51	19.76	19.74	
		1745 (132322)	19.82	20.05	19.87	
		1717.5 (132047)	19.50	19.83	19.79	
	36RB-High (38)	1772.5 (132597)	19.78	19.62	19.65	
		1745 (132322)	19.76	19.68	19.80	
		1717.5 (132047)	19.84	19.72	19.75	
	36RB-Middle (19)	1772.5 (132597)	19.61	19.49	19.50	
		1745 (132322)	19.75	19.70	19.68	
		1717.5 (132047)	19.83	19.75	19.85	
	36RB-Low (0)	1772.5 (132597)	19.55	19.55	19.50	
		1745 (132322)	19.82	19.77	19.66	
		1717.5 (132047)	19.64	19.73	19.75	
	75RB (0)	1772.5 (132597)	19.59	19.54	19.51	
		1745 (132322)	19.73	19.78	19.75	
		1717.5 (132047)	19.64	19.64	19.73	
	20MHz	1RB-High (99)	1770 (132572)	19.59	19.85	19.86
			1745 (132322)	19.84	20.16	19.94
			1720 (132072)	19.86	20.20	20.03
		1RB-Middle (50)	1770 (132572)	19.36	19.73	19.65
			1745 (132322)	19.58	19.90	19.83
			1720 (132072)	19.57	19.84	19.79
1RB-Low (0)		1770 (132572)	19.80	20.12	19.87	
		1745 (132322)	19.78	20.18	20.00	
		1720 (132072)	19.54	19.78	19.65	
50RB-High (50)		1770 (132572)	19.61	19.62	19.66	
		1745 (132322)	19.75	19.76	19.79	
		1720 (132072)	19.67	19.73	19.74	
50RB-Middle (25)		1770 (132572)	19.55	19.58	19.57	
		1745 (132322)	19.70	19.81	19.75	
		1720 (132072)	19.84	19.89	19.79	
50RB-Low (0)		1770 (132572)	19.68	19.69	19.61	
		1745 (132322)	19.82	19.72	19.72	
		1720 (132072)	19.69	19.71	19.72	
100RB (0)		1770 (132572)	19.66	19.75	19.66	
		1745 (132322)	19.81	19.79	19.82	
		1720 (132072)	19.78	19.80	19.75	

LTE Carrier Aggregation Conducted Power (Downlink)

Uplink maximum output power is measured with downlink carrier aggregation active, using the channel with highest measured maximum output power when downlink carrier aggregation is inactive. SAR test is not required since maximum output power when downlink carrier aggregation active is not more than ¼ dB higher than the maximum output power measured when downlink carrier aggregation inactive.

ANT0/4 DSI3

DL LTE CA Class	PCC								SCC1			SCC2			Power		Tune-up
	PCC Band	PCC Bandwidth (MHz)	PCC UL RB size	PCC UL RB offset	PCC DL RB size	PCC DL RB offset	PCC UL Channel	PCC DL Channel	SCC Band	SCC Bandwidth (MHz)	SCC DL Channel	SCC Band	SCC Bandwidth (MHz)	SCC DL Channel	Rel 8 LTE Tx Power(dBm)	Rel 10 DL LTE CA Tx Power(dBm)	
CA_2A-4A-5A	2	1.4	1	3	1	6	18607	607	4	20	2175	5	10	2525	22.3	21.91	23
CA_2A-5A-7A	2	1.4	1	3	1	6	18607	607	5	10	2525	7	20	3100	22.3	21.91	23
CA_2A-5A-66A	2	1.4	1	3	1	6	18607	607	5	10	2525	66	20	66786	22.3	21.91	23
CA_2A-7A-66A	2	1.4	1	3	1	6	18607	607	7	20	3100	66	20	66786	22.3	21.91	23
CA_2C	2	20	50	0	1	100	19100	1100	2	20	902	/	/	/	21.92	21.78	23
CA_4A-2A-5A	4	5	1	0	1	25	20175	2175	2	20	900	5	10	2525	22.61	22.33	23
CA_7A-2A-66A	7	5	12	6	1	25	21425	3425	2	20	900	66	20	66786	21.34	21.07	22
CA_7A-2A-5A	7	5	12	6	1	25	21425	3425	2	20	900	5	10	2525	21.34	21.01	22
CA_7A-5A-66A	7	5	12	6	1	25	21425	3425	5	10	2525	66	20	66786	21.34	21.16	22
CA_7A-26A	7	5	12	6	1	25	21425	3425	26	15	8865	/	/	/	21.34	21.08	22
CA_7A-7A	7	15	36	38	1	75	21375	3375	7	15	2825	/	/	/	21.19	20.87	22
CA_7C	7	15	36	38	1	75	21375	3375	7	15	3225	/	/	/	21.19	20.96	22
CA_66A-2A-5A	66	3	8	4	1	15	1778.5	67121	2	20	900	5	10	2525	21.89	21.65	22.5
CA_66A-2A-7A	66	3	8	4	1	15	1778.5	67121	2	20	900	7	20	3100	21.89	21.58	22.5
CA_66A-5A-7A	66	3	8	4	1	15	1778.5	67121	5	10	2525	7	20	3100	21.89	21.72	22.5
CA_66A-66A	66	10	25	25	1	50	132622	67086	66	20	66536	/	/	/	21.8	21.62	22.5
CA_41C	41	20	50	50	1	100	39750	39750	41	20	39948	/	/	/	22.78	22.61	24

ANT0/4 DSI8

DL LTE CA Class	PCC								SCC1			SCC2			Power		Tune-up
	PCC Band	PCC Bandwidth (MHz)	PCC UL RB size	PCC UL RB offset	PCC DL RB size	PCC DL RB offset	PCC UL Channel	PCC DL Channel	SCC Band	SCC Bandwidth (MHz)	SCC DL Channel	SCC Band	SCC Bandwidth (MHz)	SCC DL Channel	Rel 8 LTE Tx Power(dBm)	Rel 10 DL LTE CA Tx Power(dBm)	
CA_2A-4A-5A	2	3	1	0	1	15	18615	615	4	20	2175	5	10	2525	23.42	23.15	24.3
CA_2A-5A-7A	2	3	1	0	1	15	18615	615	5	10	2525	7	20	3100	23.42	22.98	24.3
CA_2A-5A-66A	2	3	1	0	1	15	18615	615	5	10	2525	66	20	66786	23.42	22.91	24.3
CA_2A-7A-66A	2	3	1	0	1	15	18615	615	7	20	3100	66	20	66786	23.42	23.11	24.3
CA_2C	2	20	1	0	1	100	19100	1100	2	20	902	/	/	/	23.17	22.85	24.3
CA_4A-2A-5A	4	5	1	0	1	25	20175	2175	2	20	900	5	10	2525	23.9	23.81	24.5
CA_7A-2A-66A	7	5	1	12	1	25	21425	3425	2	20	900	66	20	66786	23.52	23.18	24.2
CA_7A-2A-5A	7	5	1	12	1	25	21425	3425	2	20	900	5	10	2525	23.52	23.06	24.2
CA_7A-5A-66A	7	5	1	12	1	25	21425	3425	5	10	2525	66	20	66786	23.52	23.11	24.2
CA_7A-26A	7	5	1	12	1	25	21425	3425	26	15	8865	/	/	/	23.52	23.21	24.2
CA_7A-7A	7	15	1	37	1	75	21375	3375	7	15	2825	/	/	/	23.16	23.01	24.2
CA_7C	7	15	1	37	1	75	21375	3375	7	15	3225	/	/	/	23.16	22.94	24.2
CA_66A-2A-5A	66	10	1	24	1	50	1715	66486	2	20	900	5	10	2525	23.77	23.41	24.5
CA_66A-2A-7A	66	10	1	24	1	50	1715	66486	2	20	900	7	20	3100	23.77	23.22	24.5
CA_66A-5A-7A	66	10	1	24	1	50	1715	66486	5	10	2525	7	20	3100	23.77	23.08	24.5
CA_66A-66A	66	10	1	49	1	50	132622	67086	66	20	66536	/	/	/	23.71	23.29	24.5
CA_41C	41	20	50	25	1	100	39750	39750	41	20	39948	/	/	/	18.64	18.52	20.2

ANT0/4 DSI13

DL LTE CA Class	PCC								SCC1			SCC2			Power		Tune-up
	PCC Band	PCC Bandwidth (MHz)	PCC UL RB size	PCC UL RB offset	PCC DL RB size	PCC DL RB offset	PCC UL Channel	PCC DL Channel	SCC Band	SCC Bandwidth (MHz)	SCC DL Channel	SCC Band	SCC Bandwidth (MHz)	SCC DL Channel	Rel 8 LTE Tx Power(dBm)	Rel 10 DL LTE CA Tx Power(dBm)	
CA_2A-4A-5A	2	1.4	1	3	1	6	18607	607	4	20	2175	5	10	2525	20.39	20.15	21
CA_2A-5A-7A	2	1.4	1	3	1	6	18607	607	5	10	2525	7	20	3100	20.39	20.09	21
CA_2A-5A-66A	2	1.4	1	3	1	6	18607	607	5	10	2525	66	20	66786	20.39	20.24	21
CA_2A-7A-66A	2	1.4	1	3	1	6	18607	607	7	20	3100	66	20	66786	20.39	20.31	21
CA_2C	2	20	1	0	1	100	19100	1100	2	20	902	/	/	/	19.94	19.82	21
CA_4A-2A-5A	4	5	1	0	1	25	20175	2175	2	20	900	5	10	2525	20.62	20.47	21
CA_7A-2A-66A	7	5	12	6	1	25	21425	3425	2	20	900	66	20	66786	19.35	19.08	20
CA_7A-2A-5A	7	5	12	6	1	25	21425	3425	2	20	900	5	10	2525	19.35	19.2	20
CA_7A-5A-66A	7	5	12	6	1	25	21425	3425	5	10	2525	66	20	66786	19.35	19.18	20
CA_7A-26A	7	5	12	6	1	25	21425	3425	26	15	8865	/	/	/	19.35	19.04	20
CA_7A-7A	7	15	36	38	1	75	21375	3375	7	15	2825	/	/	/	19.19	19.02	20
CA_7C	7	15	36	38	1	75	21375	3375	7	15	3225	/	/	/	19.19	19.08	20
CA_66A-2A-5A	66	1.4	1	3	1	6	132665	67129	2	20	900	5	10	2525	20.1	19.86	20.5
CA_66A-2A-7A	66	1.4	1	3	1	6	132665	67129	2	20	900	7	20	3100	20.1	19.88	20.5
CA_66A-5A-7A	66	1.4	1	3	1	6	132665	67129	5	10	2525	7	20	3100	20.1	19.97	20.5
CA_66A-66A	66	10	25	25	1	50	132622	67086	66	20	66536	/	/	/	19.88	9.71	20.5
CA_41C	41	20	50	25	1	100	39750	39750	41	20	39948	/	/	/	17.49	17.24	19

ANT2 DSI3

DL LTE CA Class	PCC							SCC1			SCC2			Rel 8 LTE Tx Power(dBm)	Power Spectral Density LTE CA Tx Power(dBm)	Tune-up	
	PCC Band	PCC Bandwidth (MHz)	PCC UL RB size	PCC UL RB offset	PCC DL RB size	PCC DL RB offset	PCC UL Channel	PCC DL Channel	SCC Band	SCC Bandwidth (MHz)	SCC DL Channel	SCC Band	SCC Bandwidth (MHz)				SCC DL Channel
CA_2A-4A-5A	2	1.4	1	3	1	6	18900	900	4	20	2175	5	10	2525	21.5	21.19	22.5
CA_2A-5A-7A	2	1.4	1	3	1	6	18900	900	5	10	2525	7	20	3100	21.5	21.07	22.5
CA_2A-5A-66A	2	1.4	1	3	1	6	18900	900	5	10	2525	66	20	66786	21.5	21.36	22.5
CA_2A-7A-66A	2	1.4	1	3	1	6	18900	900	7	20	3100	66	20	66786	21.5	21.22	22.5
CA_2C	2	20	1	0	1	100	19100	1100	2	20	902	/	/	/	21.19	20.97	22.5
CA_4A-2A-5A	4	1.4	1	3	1	6	20175	2175	2	20	900	5	10	2525	21.38	21.07	22.5
CA_7A-2A-66A	7	10	25	12	1	50	21100	3100	2	20	900	66	20	66786	18.13	17.89	19.2
CA_7A-2A-5A	7	10	25	12	1	50	21100	3100	2	20	900	5	10	2525	18.13	18.01	19.2
CA_7A-5A-66A	7	10	25	12	1	50	21100	3100	5	10	2525	66	20	66786	18.13	17.94	19.2
CA_7A-26A	7	10	25	12	1	50	21100	3100	26	15	8865	/	/	/	18.13	17.99	19.2
CA_7A-7A	7	15	36	38	1	75	21375	3375	7	15	2825	/	/	/	17.96	17.84	19.2
CA_7C	7	15	36	38	1	75	21375	3375	7	15	3225	/	/	/	17.96	17.89	19.2
CA_41C	41	20	50	25	1	100	39750	39750	41	20	39948	/	/	/	20.06	19.87	21.2

ANT2 DSI8

DL LTE CA Class	PCC							SCC1			SCC2			Rel 8 LTE Tx Power(dBm)	Power Spectral Density LTE CA Tx Power(dBm)	Tune-up	
	PCC Band	PCC Bandwidth (MHz)	PCC UL RB size	PCC UL RB offset	PCC DL RB size	PCC DL RB offset	PCC UL Channel	PCC DL Channel	SCC Band	SCC Bandwidth (MHz)	SCC DL Channel	SCC Band	SCC Bandwidth (MHz)				SCC DL Channel
CA_2A-4A-5A	2	1.4	1	3	1	6	19193	11.93	4	20	2175	5	10	2525	17.15	16.89	18
CA_2A-5A-7A	2	1.4	1	3	1	6	19193	11.93	5	10	2525	7	20	3100	17.15	17.04	18
CA_2A-5A-66A	2	1.4	1	3	1	6	19193	11.93	5	10	2525	66	20	66786	17.15	17.09	18
CA_2A-7A-66A	2	1.4	1	3	1	6	19193	11.93	7	20	3100	66	20	66786	17.15	16.97	18
CA_2C	2	20	1	0	1	100	19100	1100	2	20	902	/	/	/	16.73	16.64	18
CA_4A-2A-5A	4	10	1	49	1	50	20350	2350	2	20	900	5	10	2525	17.37	17.24	18
CA_7A-2A-66A	7	10	25	25	1	50	21400	3400	2	20	900	66	20	66786	16.63	16.41	17.7
CA_7A-2A-5A	7	10	25	25	1	50	21400	3400	2	20	900	5	10	2525	16.63	16.52	17.7
CA_7A-5A-66A	7	10	25	25	1	50	21400	3400	5	10	2525	66	20	66786	16.63	16.47	17.7
CA_7A-26A	7	10	25	25	1	50	21400	3400	26	15	8865	/	/	/	16.63	16.39	17.7
CA_7A-7A	7	15	36	38	1	75	21375	3375	7	15	2825	/	/	/	16.41	16.22	17.7
CA_7C	7	15	36	38	1	75	21375	3375	7	15	3225	/	/	/	16.41	16.31	17.7
CA_41C	41	20	50	25	1	100	39750	39750	41	20	39948	/	/	/	17.67	16.44	18.7

ANT2 DSI13

DL LTE CA Class	PCC							SCC1			SCC2			Rel 8 LTE Tx Power(dBm)	Power Spectral Density LTE CA Tx Power(dBm)	Tune-up	
	PCC Band	PCC Bandwidth (MHz)	PCC UL RB size	PCC UL RB offset	PCC DL RB size	PCC DL RB offset	PCC UL Channel	PCC DL Channel	SCC Band	SCC Bandwidth (MHz)	SCC DL Channel	SCC Band	SCC Bandwidth (MHz)				SCC DL Channel
CA_2A-4A-5A	2	1.4	1	3	1	6	19193	11.93	4	20	2175	5	10	2525	16.69	16.52	17.5
CA_2A-5A-7A	2	1.4	1	3	1	6	19193	11.93	5	10	2525	7	20	3100	16.69	16.47	17.5
CA_2A-5A-66A	2	1.4	1	3	1	6	19193	11.93	5	10	2525	66	20	66786	16.69	16.42	17.5
CA_2A-7A-66A	2	1.4	1	3	1	6	19193	11.93	7	20	3100	66	20	66786	16.69	16.49	17.5
CA_2C	2	20	1	0	1	100	19100	1100	2	20	902	/	/	/	16.25	16.11	17.5
CA_4A-2A-5A	4	3	1	14	1	15	20385	23.85	2	20	900	5	10	2525	16.41	16.22	17
CA_7A-2A-66A	7	10	25	12	1	50	21400	3400	2	20	900	66	20	66786	13.28	13.09	14.2
CA_7A-2A-5A	7	10	25	12	1	50	21400	3400	2	20	900	5	10	2525	13.28	13.11	14.2
CA_7A-5A-66A	7	10	25	12	1	50	21400	3400	5	10	2525	66	20	66786	13.28	13.01	14.2
CA_7A-26A	7	10	25	12	1	50	21400	3400	26	15	8865	/	/	/	13.28	13.22	14.2
CA_7A-7A	7	15	75	0	1	75	21375	3375	7	15	2825	/	/	/	13.08	12.91	14.2
CA_7C	7	15	75	0	1	75	21375	3375	7	15	3225	/	/	/	13.08	12.99	14.2
CA_41C	41	20	50	25	1	100	39750	39750	41	20	39948	/	/	/	15.23	15.17	16.2

12.4 NR 5G Measurement result

N2(ANT0 DSI 3)

No.	Test Freq Description	5G-n2							Tune up	Power Results (dBm)
		SCS (kHz)	NR BW (MHz)	Modulation	RB allocation		NR Test Freq. (MHz)	NR Test CH.		n2
1	High	15	5	DFT-s-OFDM QPSK	Inner_Full	12.6	1907.5	381500	22.30	20.93
2	Middle	15	5	DFT-s-OFDM QPSK	Inner_Full	12.6	1880	376000	22.30	21.07
3	Low	15	5	DFT-s-OFDM QPSK	Inner_Full	12.6	1852.5	370500	22.30	21.03
4	High	15	20	DFT-s-OFDM QPSK	Inner_Full	50.25	1900	380000	22.30	20.96
5	Middle	15	20	DFT-s-OFDM QPSK	Inner_Full	50.25	1880	376000	22.30	21.02
6	Low	15	20	DFT-s-OFDM QPSK	Inner_Full	50.25	1860	372000	22.30	20.93

According to the table above, the maximum power configuration is selected as the default test configuration

No.	Test Freq Description	5G-n2							Tune up	Power Results (dBm)
		SCS (kHz)	NR BW (MHz)	Modulation	RB allocation		NR Test Freq. (MHz)	NR Test CH.		n2
1	Middle	15	5	DFT-s-OFDM P1/2 BPSK1	Inner_Full	12.6	1880	376000	22.30	21.04
2	Middle	15	5	DFT-s-OFDM 16QAM	Inner_Full	12.6	1880	376000	22.30	20.95
3	Middle	15	5	DFT-s-OFDM 64QAM	Inner_Full	12.6	1880	376000	21.80	20.51
4	Middle	15	5	DFT-s-OFDM 256QAM	Inner_Full	12.6	1880	376000	19.80	18.44
5	Middle	15	5	CP-OFDM QPSK	Inner_Full	12.6	1880	376000	22.30	21.03
6	Middle	15	5	CP-OFDM 16QAM	Inner_Full	12.6	1880	376000	22.30	21.00
7	Middle	15	5	CP-OFDM 64QAM	Inner_Full	12.6	1880	376000	20.80	19.56
8	Middle	15	5	CP-OFDM 256QAM	Inner_Full	12.6	1880	376000	17.80	16.50
9	Middle	15	5	DFT-s-OFDM QPSK	Edge_Full_Right	2.23	1880	376000	22.30	20.98
10	Middle	15	5	DFT-s-OFDM QPSK	Edge_Full_Left	2.0	1880	376000	22.30	21.00
11	Middle	15	5	DFT-s-OFDM QPSK	Edge_1RB_Right	1.24	1880	376000	22.30	21.06
12	Middle	15	5	DFT-s-OFDM QPSK	Edge_1RB_Left	1.0	1880	376000	22.30	21.01
13	Middle	15	5	DFT-s-OFDM QPSK	Inner_1RB_Right	1.23	1880	376000	22.30	20.99
14	Middle	15	5	DFT-s-OFDM QPSK	Inner_1RB_Left	1.1	1880	376000	22.30	21.03
15	Middle	15	5	DFT-s-OFDM QPSK	Outer_Full	25.0	1880	376000	22.30	21.00
15	Middle	15	10	DFT-s-OFDM QPSK	Inner_Full	25.12	1880	376000	22.30	21.04
18	Middle	15	15	DFT-s-OFDM QPSK	Inner_Full	36.18	1880	376000	22.30	21.01

N2(ANT0 DSI 8)

No.	Test Freq Description	5G-n2							Tune up	Power Results (dBm)
		SCS (kHz)	NR BW (MHz)	Modulation	RB allocation		NR Test Freq. (MHz)	NR Test CH.		n2
1	High	15	5	DFT-s-OFDM QPSK	Inner_Full	12.6	1907.5	381500	24.30	23.00
2	Middle	15	5	DFT-s-OFDM QPSK	Inner_Full	12.6	1880	376000	24.30	23.26
3	Low	15	5	DFT-s-OFDM QPSK	Inner_Full	12.6	1852.5	370500	24.30	23.11
4	High	15	20	DFT-s-OFDM QPSK	Inner_Full	50.25	1900	380000	24.30	23.03
5	Middle	15	20	DFT-s-OFDM QPSK	Inner_Full	50.25	1880	376000	24.30	23.09
6	Low	15	20	DFT-s-OFDM QPSK	Inner_Full	50.25	1860	372000	24.30	22.99

According to the table above, the maximum power configuration is selected as the default test configuration

No.	Test Freq Description	5G-n2							Tune up	Power Results (dBm)
		SCS (kHz)	NR BW (MHz)	Modulation	RB allocation		NR Test Freq. (MHz)	NR Test CH.		n2
1	Middle	15	5	DFT-s-OFDM P1/2 BPSK1	Inner_Full	12.6	1880	376000	24.30	23.19
2	Middle	15	5	DFT-s-OFDM 16QAM	Inner_Full	12.6	1880	376000	23.30	21.98
3	Middle	15	5	DFT-s-OFDM 64QAM	Inner_Full	12.6	1880	376000	21.80	20.59
4	Middle	15	5	DFT-s-OFDM 256QAM	Inner_Full	12.6	1880	376000	19.80	18.46
5	Middle	15	5	CP-OFDM QPSK	Inner_Full	12.6	1880	376000	22.80	21.60
6	Middle	15	5	CP-OFDM 16QAM	Inner_Full	12.6	1880	376000	22.30	21.07
7	Middle	15	5	CP-OFDM 64QAM	Inner_Full	12.6	1880	376000	20.80	19.65
8	Middle	15	5	CP-OFDM 256QAM	Inner_Full	12.6	1880	376000	17.80	16.56
9	Middle	15	5	DFT-s-OFDM QPSK	Edge_Full_Right	2.23	1880	376000	23.30	22.02
10	Middle	15	5	DFT-s-OFDM QPSK	Edge_Full_Left	2.0	1880	376000	23.30	22.08
11	Middle	15	5	DFT-s-OFDM QPSK	Edge_1RB_Right	1.24	1880	376000	23.30	22.08
12	Middle	15	5	DFT-s-OFDM QPSK	Edge_1RB_Left	1.0	1880	376000	23.30	22.03
13	Middle	15	5	DFT-s-OFDM QPSK	Inner_1RB_Right	1.23	1880	376000	24.30	23.07
14	Middle	15	5	DFT-s-OFDM QPSK	Inner_1RB_Left	1.1	1880	376000	24.30	23.06
15	Middle	15	5	DFT-s-OFDM QPSK	Outer_Full	25.0	1880	376000	23.30	22.04
15	Middle	15	10	DFT-s-OFDM QPSK	Inner_Full	25.12	1880	376000	24.30	23.13
18	Middle	15	15	DFT-s-OFDM QPSK	Inner_Full	36.18	1880	376000	24.30	23.19

N2(ANT0 DSI 13)

No.	Test Freq Description	5G-n2							Tune up	Power Results (dBm)
		SCS (kHz)	NR BW (MHz)	Modulation	RB allocation		NR Test Freq. (MHz)	NR Test CH.		n2
1	High	15	5	DFT-s-OFDM QPSK	Inner_Full	12_6	1907.5	381500	20.30	18.91
2	Middle	15	5	DFT-s-OFDM QPSK	Inner_Full	12_6	1880	376000	20.30	19.11
3	Low	15	5	DFT-s-OFDM QPSK	Inner_Full	12_6	1852.5	370500	20.30	19.00
4	High	15	20	DFT-s-OFDM QPSK	Inner_Full	50_25	1900	380000	20.30	18.94
5	Middle	15	20	DFT-s-OFDM QPSK	Inner_Full	50_25	1880	376000	20.30	18.99
6	Low	15	20	DFT-s-OFDM QPSK	Inner_Full	50_25	1860	372000	20.30	18.91

According to the table above, the maximum power configuration is selected as the default test configuration

No.	Test Freq Description	5G-n2							Tune up	Power Results (dBm)
		SCS (kHz)	NR BW (MHz)	Modulation	RB allocation		NR Test Freq. (MHz)	NR Test CH.		n2
1	Middle	15	5	DFT-s-OFDM P1/2 BPSK1	Inner_Full	12_6	1880	376000	20.30	18.99
2	Middle	15	5	DFT-s-OFDM 16QAM	Inner_Full	12_6	1880	376000	20.30	19.08
3	Middle	15	5	DFT-s-OFDM 64QAM	Inner_Full	12_6	1880	376000	20.30	19.18
4	Middle	15	5	DFT-s-OFDM 256QAM	Inner_Full	12_6	1880	376000	19.80	18.58
5	Middle	15	5	CP-OFDM QPSK	Inner_Full	12_6	1880	376000	20.30	19.09
6	Middle	15	5	CP-OFDM 16QAM	Inner_Full	12_6	1880	376000	20.30	19.08
7	Middle	15	5	CP-OFDM 64QAM	Inner_Full	12_6	1880	376000	20.30	19.07
8	Middle	15	5	CP-OFDM 256QAM	Inner_Full	12_6	1880	376000	17.80	16.53
9	Middle	15	5	DFT-s-OFDM QPSK	Edge_Full_Right	2_23	1880	376000	20.30	19.02
10	Middle	15	5	DFT-s-OFDM QPSK	Edge_Full_Left	2_0	1880	376000	20.30	19.04
11	Middle	15	5	DFT-s-OFDM QPSK	Edge_1RB_Right	1_24	1880	376000	20.30	19.03
12	Middle	15	5	DFT-s-OFDM QPSK	Edge_1RB_Left	1_0	1880	376000	20.30	19.00
13	Middle	15	5	DFT-s-OFDM QPSK	Inner_1RB_Right	1_23	1880	376000	20.30	19.09
14	Middle	15	5	DFT-s-OFDM QPSK	Inner_1RB_Left	1_1	1880	376000	20.30	18.92
15	Middle	15	5	DFT-s-OFDM QPSK	Outer_Full	25_0	1880	376000	20.30	19.00
15	Middle	15	10	DFT-s-OFDM QPSK	Inner_Full	25_12	1880	376000	20.30	19.03
18	Middle	15	15	DFT-s-OFDM QPSK	Inner_Full	36_18	1880	376000	20.30	18.97

N2(ANT2 DSI 3)

No.	Test Freq Description	5G-n2							Tune up	Power Results (dBm)
		SCS (kHz)	NR BW (MHz)	Modulation	RB allocation		NR Test Freq. (MHz)	NR Test CH.		n2
1	High	15	5	DFT-s-OFDM QPSK	Inner_Full	12_6	1907.5	381500	22.30	21.17
2	Middle	15	5	DFT-s-OFDM QPSK	Inner_Full	12_6	1880	376000	22.30	21.27
3	Low	15	5	DFT-s-OFDM QPSK	Inner_Full	12_6	1852.5	370500	22.30	21.26
4	High	15	20	DFT-s-OFDM QPSK	Inner_Full	50_25	1900	380000	22.30	21.22
5	Middle	15	20	DFT-s-OFDM QPSK	Inner_Full	50_25	1880	376000	22.30	21.17
6	Low	15	20	DFT-s-OFDM QPSK	Inner_Full	50_25	1860	372000	22.30	21.04

According to the table above, the maximum power configuration is selected as the default test configuration

No.	Test Freq Description	5G-n2							Tune up	Power Results (dBm)
		SCS (kHz)	NR BW (MHz)	Modulation	RB allocation		NR Test Freq. (MHz)	NR Test CH.		n2
1	Middle	15	5	DFT-s-OFDM P1/2 BPSK1	Inner_Full	12_6	1880	376000	22.30	20.93
2	Middle	15	5	DFT-s-OFDM 16QAM	Inner_Full	12_6	1880	376000	22.30	20.78
3	Middle	15	5	DFT-s-OFDM 64QAM	Inner_Full	12_6	1880	376000	21.80	19.89
4	Middle	15	5	DFT-s-OFDM 256QAM	Inner_Full	12_6	1880	376000	19.80	18.04
5	Middle	15	5	CP-OFDM QPSK	Inner_Full	12_6	1880	376000	22.30	20.81
6	Middle	15	5	CP-OFDM 16QAM	Inner_Full	12_6	1880	376000	22.30	20.33
7	Middle	15	5	CP-OFDM 64QAM	Inner_Full	12_6	1880	376000	20.80	18.90
8	Middle	15	5	CP-OFDM 256QAM	Inner_Full	12_6	1880	376000	17.80	15.83
9	Middle	15	5	DFT-s-OFDM QPSK	Edge_Full_Right	2_23	1880	376000	22.30	20.88
10	Middle	15	5	DFT-s-OFDM QPSK	Edge_Full_Left	2_0	1880	376000	22.30	20.72
11	Middle	15	5	DFT-s-OFDM QPSK	Edge_1RB_Right	1_24	1880	376000	22.30	20.95
12	Middle	15	5	DFT-s-OFDM QPSK	Edge_1RB_Left	1_0	1880	376000	22.30	20.78
13	Middle	15	5	DFT-s-OFDM QPSK	Inner_1RB_Right	1_23	1880	376000	22.30	20.91
14	Middle	15	5	DFT-s-OFDM QPSK	Inner_1RB_Left	1_1	1880	376000	22.30	20.72
15	Middle	15	5	DFT-s-OFDM QPSK	Outer_Full	25_0	1880	376000	22.30	20.77
15	Middle	15	10	DFT-s-OFDM QPSK	Inner_Full	25_12	1880	376000	22.30	21.13
18	Middle	15	15	DFT-s-OFDM QPSK	Inner_Full	36_18	1880	376000	22.30	21.21

N2(ANT2 DSI 8)

No.	Test Freq Description	5G-n2							Tune up	Power Results (dBm)
		SCS (kHz)	NR BW (MHz)	Modulation	RB allocation		NR Test Freq. (MHz)	NR Test CH.		n2
1	High	15	5	DFT-s-OFDM QPSK	Inner_Full	12_6	1907.5	381500	17.30	15.93
2	Middle	15	5	DFT-s-OFDM QPSK	Inner_Full	12_6	1880	376000	17.30	16.01
3	Low	15	5	DFT-s-OFDM QPSK	Inner_Full	12_6	1852.5	370500	17.30	16.00
4	High	15	20	DFT-s-OFDM QPSK	Inner_Full	50_25	1900	380000	17.30	15.97
5	Middle	15	20	DFT-s-OFDM QPSK	Inner_Full	50_25	1880	376000	17.30	15.93
6	Low	15	20	DFT-s-OFDM QPSK	Inner_Full	50_25	1860	372000	17.30	15.84

According to the table above, the maximum power configuration is selected as the default test configuration

No.	Test Freq Description	5G-n2							Tune up	Power Results (dBm)
		SCS (kHz)	NR BW (MHz)	Modulation	RB allocation		NR Test Freq. (MHz)	NR Test CH.		n2
1	Middle	15	5	DFT-s-OFDM P1/2 BPSK1	Inner_Full	12_6	1880	376000	17.30	15.87
2	Middle	15	5	DFT-s-OFDM 16QAM	Inner_Full	12_6	1880	376000	17.30	15.80
3	Middle	15	5	DFT-s-OFDM 64QAM	Inner_Full	12_6	1880	376000	17.30	15.92
4	Middle	15	5	DFT-s-OFDM 256QAM	Inner_Full	12_6	1880	376000	17.30	15.83
5	Middle	15	5	CP-OFDM QPSK	Inner_Full	12_6	1880	376000	17.30	15.89
6	Middle	15	5	CP-OFDM 16QAM	Inner_Full	12_6	1880	376000	17.30	15.88
7	Middle	15	5	CP-OFDM 64QAM	Inner_Full	12_6	1880	376000	17.30	15.88
8	Middle	15	5	CP-OFDM 256QAM	Inner_Full	12_6	1880	376000	17.30	15.86
9	Middle	15	5	DFT-s-OFDM QPSK	Edge_Full_Right	2_23	1880	376000	17.30	15.94
10	Middle	15	5	DFT-s-OFDM QPSK	Edge_Full_Left	2_0	1880	376000	17.30	15.96
11	Middle	15	5	DFT-s-OFDM QPSK	Edge_1RB_Right	1_24	1880	376000	17.30	15.95
12	Middle	15	5	DFT-s-OFDM QPSK	Edge_1RB_Left	1_0	1880	376000	17.30	15.92
13	Middle	15	5	DFT-s-OFDM QPSK	Inner_1RB_Right	1_23	1880	376000	17.30	16.00
14	Middle	15	5	DFT-s-OFDM QPSK	Inner_1RB_Left	1_1	1880	376000	17.30	15.86
15	Middle	15	5	DFT-s-OFDM QPSK	Outer_Full	25_0	1880	376000	17.30	15.92
15	Middle	15	10	DFT-s-OFDM QPSK	Inner_Full	25_12	1880	376000	17.30	15.95
18	Middle	15	15	DFT-s-OFDM QPSK	Inner_Full	36_18	1880	376000	17.30	15.90

N2(ANT2 DSI 13)

No.	Test Freq Description	5G-n2							Tune up	Power Results (dBm)
		SCS (kHz)	NR BW (MHz)	Modulation	RB allocation		NR Test Freq. (MHz)	NR Test CH.		n2
1	High	15	5	DFT-s-OFDM QPSK	Inner_Full	12_6	1907.5	381500	16.80	15.72
2	Middle	15	5	DFT-s-OFDM QPSK	Inner_Full	12_6	1880	376000	16.80	15.79
3	Low	15	5	DFT-s-OFDM QPSK	Inner_Full	12_6	1852.5	370500	16.80	15.78
4	High	15	20	DFT-s-OFDM QPSK	Inner_Full	50_25	1900	380000	16.80	15.75
5	Middle	15	20	DFT-s-OFDM QPSK	Inner_Full	50_25	1880	376000	16.80	15.72
6	Low	15	20	DFT-s-OFDM QPSK	Inner_Full	50_25	1860	372000	16.80	15.62

According to the table above, the maximum power configuration is selected as the default test configuration

No.	Test Freq Description	5G-n2							Tune up	Power Results (dBm)
		SCS (kHz)	NR BW (MHz)	Modulation	RB allocation		NR Test Freq. (MHz)	NR Test CH.		n2
1	Middle	15	5	DFT-s-OFDM P1/2 BPSK1	Inner_Full	12_6	1880	376000	16.80	15.65
2	Middle	15	5	DFT-s-OFDM 16QAM	Inner_Full	12_6	1880	376000	16.80	15.58
3	Middle	15	5	DFT-s-OFDM 64QAM	Inner_Full	12_6	1880	376000	16.80	15.70
4	Middle	15	5	DFT-s-OFDM 256QAM	Inner_Full	12_6	1880	376000	16.80	15.61
5	Middle	15	5	CP-OFDM QPSK	Inner_Full	12_6	1880	376000	16.80	15.67
6	Middle	15	5	CP-OFDM 16QAM	Inner_Full	12_6	1880	376000	16.80	15.66
7	Middle	15	5	CP-OFDM 64QAM	Inner_Full	12_6	1880	376000	16.80	15.66
8	Middle	15	5	CP-OFDM 256QAM	Inner_Full	12_6	1880	376000	16.80	15.64
9	Middle	15	5	DFT-s-OFDM QPSK	Edge_Full_Right	2_23	1880	376000	16.80	15.50
10	Middle	15	5	DFT-s-OFDM QPSK	Edge_Full_Left	2_0	1880	376000	16.80	15.38
11	Middle	15	5	DFT-s-OFDM QPSK	Edge_1RB_Right	1_24	1880	376000	16.80	15.55
12	Middle	15	5	DFT-s-OFDM QPSK	Edge_1RB_Left	1_0	1880	376000	16.80	15.43
13	Middle	15	5	DFT-s-OFDM QPSK	Inner_1RB_Right	1_23	1880	376000	16.80	15.52
14	Middle	15	5	DFT-s-OFDM QPSK	Inner_1RB_Left	1_1	1880	376000	16.80	15.38
15	Middle	15	5	DFT-s-OFDM QPSK	Outer_Full	25_0	1880	376000	16.80	15.42
15	Middle	15	10	DFT-s-OFDM QPSK	Inner_Full	25_12	1880	376000	16.80	15.69
18	Middle	15	15	DFT-s-OFDM QPSK	Inner_Full	36_18	1880	376000	16.80	15.74

N7(ANT0 DSI 3)

No.	Test Freq Description	5G-n7							Tune up	Power Results (dBm)
		SCS (kHz)	NR BW (MHz)	Modulation	RB allocation		NR Test Freq. (MHz)	NR Test CH.		n7
1	High	15	5	DFT-s-OFDM QPSK	Inner_Full	12@6	2567.5	513500	21.30	20.02
2	Middle	15	5	DFT-s-OFDM QPSK	Inner_Full	12@6	2535	507000	21.30	20.09
3	Low	15	5	DFT-s-OFDM QPSK	Inner_Full	12@6	2502.5	500500	21.30	20.02
4	High	15	20	DFT-s-OFDM QPSK	Inner_Full	50@25	2560	512000	21.30	20.02
5	Middle	15	20	DFT-s-OFDM QPSK	Inner_Full	50@25	2535	507000	21.30	20.00
6	Low	15	20	DFT-s-OFDM QPSK	Inner_Full	50@25	2510	502000	21.30	20.04

According to the table above, the maximum power configuration is selected as the default test configuration

No.	Test Freq Description	5G-n7							Tune up	Power Results (dBm)
		SCS (kHz)	NR BW (MHz)	Modulation	RB allocation		NR Test Freq. (MHz)	NR Test CH.		n7
1	Middle	15	20	DFT-s-OFDM PI/2 BPSK1	Inner_Full	12@6	2535	507000	21.30	19.97
2	Middle	15	20	DFT-s-OFDM 16QAM	Inner_Full	12@6	2535	507000	21.30	19.97
3	Middle	15	20	DFT-s-OFDM 64QAM	Inner_Full	12@6	2535	507000	21.30	20.06
4	Middle	15	20	DFT-s-OFDM 256QAM	Inner_Full	12@6	2535	507000	19.80	18.48
5	Middle	15	20	CP-OFDM QPSK	Inner_Full	12@6	2535	507000	21.30	20.06
6	Middle	15	20	CP-OFDM 16QAM	Inner_Full	12@6	2535	507000	21.30	20.03
7	Middle	15	20	CP-OFDM 64QAM	Inner_Full	12@6	2535	507000	20.80	19.57
8	Middle	15	20	CP-OFDM 256QAM	Inner_Full	12@6	2535	507000	17.80	16.48
9	Middle	15	5	DFT-s-OFDM QPSK	Edge_Full_Right	2_23	2535	507000	21.30	20.07
10	Middle	15	5	DFT-s-OFDM QPSK	Edge_Full_Left	2_0	2535	507000	21.30	19.96
11	Middle	15	5	DFT-s-OFDM QPSK	Edge_1RB_Right	1_24	2535	507000	21.30	20.09
12	Middle	15	5	DFT-s-OFDM QPSK	Edge_1RB_Left	1_0	2535	507000	21.30	20.02
13	Middle	15	5	DFT-s-OFDM QPSK	Inner_1RB_Right	1_23	2535	507000	21.30	20.07
14	Middle	15	5	DFT-s-OFDM QPSK	Inner_1RB_Left	1_1	2535	507000	21.30	20.01
15	Middle	15	5	DFT-s-OFDM QPSK	Outer_Full	25_0	2535	507000	21.30	20.00
16	Low	15	10	DFT-s-OFDM QPSK	Inner_Full	25_12	2535	507000	21.30	19.98
19	Low	15	15	DFT-s-OFDM QPSK	Inner_Full	36_18	2535	507000	21.30	20.03

N7(ANT0 DSI 8)

No.	Test Freq Description	5G-n7							Tune up	Power Results (dBm)
		SCS (kHz)	NR BW (MHz)	Modulation	RB allocation		NR Test Freq. (MHz)	NR Test CH.		n7
1	High	15	5	DFT-s-OFDM QPSK	Inner_Full	12@6	2567.5	513500	24.30	23.11
2	Middle	15	5	DFT-s-OFDM QPSK	Inner_Full	12@6	2535	507000	24.30	23.14
3	Low	15	5	DFT-s-OFDM QPSK	Inner_Full	12@6	2502.5	500500	24.30	23.11
4	High	15	20	DFT-s-OFDM QPSK	Inner_Full	50@25	2560	512000	24.30	23.10
5	Middle	15	20	DFT-s-OFDM QPSK	Inner_Full	50@25	2535	507000	24.30	23.12
6	Low	15	20	DFT-s-OFDM QPSK	Inner_Full	50@25	2510	502000	24.30	23.13

According to the table above, the maximum power configuration is selected as the default test configuration

No.	Test Freq Description	5G-n7							Tune up	Power Results (dBm)
		SCS (kHz)	NR BW (MHz)	Modulation	RB allocation		NR Test Freq. (MHz)	NR Test CH.		n7
1	Middle	15	20	DFT-s-OFDM PI/2 BPSK1	Inner_Full	12@6	2535	507000	24.30	23.07
2	Middle	15	20	DFT-s-OFDM 16QAM	Inner_Full	12@6	2535	507000	23.30	22.04
3	Middle	15	20	DFT-s-OFDM 64QAM	Inner_Full	12@6	2535	507000	21.80	20.57
4	Middle	15	20	DFT-s-OFDM 256QAM	Inner_Full	12@6	2535	507000	19.80	18.53
5	Middle	15	20	CP-OFDM QPSK	Inner_Full	12@6	2535	507000	22.80	21.66
6	Middle	15	20	CP-OFDM 16QAM	Inner_Full	12@6	2535	507000	22.30	21.08
7	Middle	15	20	CP-OFDM 64QAM	Inner_Full	12@6	2535	507000	20.80	19.64
8	Middle	15	20	CP-OFDM 256QAM	Inner_Full	12@6	2535	507000	17.80	16.57
9	Middle	15	5	DFT-s-OFDM QPSK	Edge_Full_Right	2_23	2535	507000	23.30	22.11
10	Middle	15	5	DFT-s-OFDM QPSK	Edge_Full_Left	2_0	2535	507000	23.30	22.00
11	Middle	15	5	DFT-s-OFDM QPSK	Edge_1RB_Right	1_24	2535	507000	23.30	22.13
12	Middle	15	5	DFT-s-OFDM QPSK	Edge_1RB_Left	1_0	2535	507000	23.30	22.01
13	Middle	15	5	DFT-s-OFDM QPSK	Inner_1RB_Right	1_23	2535	507000	24.30	23.08
14	Middle	15	5	DFT-s-OFDM QPSK	Inner_1RB_Left	1_1	2535	507000	24.30	23.02
15	Middle	15	5	DFT-s-OFDM QPSK	Outer_Full	25_0	2535	507000	23.30	22.01
16	Low	15	10	DFT-s-OFDM QPSK	Inner_Full	25_12	2535	507000	24.30	23.08
19	Low	15	15	DFT-s-OFDM QPSK	Inner_Full	36_18	2535	507000	24.30	23.10

N7(ANT0 DSI 13)

No.	Test Freq Description	5G-n7							Tune up	Power Results (dBm)
		SCS (kHz)	NR BW (MHz)	Modulation	RB allocation		NR Test Freq. (MHz)	NR Test CH.		n7
1	High	15	5	DFT-s-OFDM QPSK	Inner_Full	12@6	2567.5	513500	19.30	17.97
2	Middle	15	5	DFT-s-OFDM QPSK	Inner_Full	12@6	2535	507000	19.30	18.08
3	Low	15	5	DFT-s-OFDM QPSK	Inner_Full	12@6	2502.5	500500	19.30	17.97
4	High	15	20	DFT-s-OFDM QPSK	Inner_Full	50@25	2560	512000	19.30	17.97
5	Middle	15	20	DFT-s-OFDM QPSK	Inner_Full	50@25	2535	507000	19.30	17.96
6	Low	15	20	DFT-s-OFDM QPSK	Inner_Full	50@25	2510	502000	19.30	17.99

According to the table above, the maximum power configuration is selected as the default test configuration

No.	Test Freq Description	5G-n7							Tune up	Power Results (dBm)
		SCS (kHz)	NR BW (MHz)	Modulation	RB allocation		NR Test Freq. (MHz)	NR Test CH.		n7
1	Middle	15	20	DFT-s-OFDM P1/2 BPSK1	Inner_Full	12@6	2535	507000	19.30	17.93
2	Middle	15	20	DFT-s-OFDM 16QAM	Inner_Full	12@6	2535	507000	19.30	17.93
3	Middle	15	20	DFT-s-OFDM 64QAM	Inner_Full	12@6	2535	507000	19.30	17.91
4	Middle	15	20	DFT-s-OFDM 256QAM	Inner_Full	12@6	2535	507000	19.30	17.79
5	Middle	15	20	CP-OFDM QPSK	Inner_Full	12@6	2535	507000	19.30	18.04
6	Middle	15	20	CP-OFDM 16QAM	Inner_Full	12@6	2535	507000	19.30	17.98
7	Middle	15	20	CP-OFDM 64QAM	Inner_Full	12@6	2535	507000	19.30	17.97
8	Middle	15	20	CP-OFDM 256QAM	Inner_Full	12@6	2535	507000	17.80	16.58
9	Middle	15	5	DFT-s-OFDM QPSK	Edge_Full_Right	2_23	2535	507000	19.30	17.92
10	Middle	15	5	DFT-s-OFDM QPSK	Edge_Full_Left	2_0	2535	507000	19.30	17.92
11	Middle	15	5	DFT-s-OFDM QPSK	Edge_1RB_Right	1_24	2535	507000	19.30	17.94
12	Middle	15	5	DFT-s-OFDM QPSK	Edge_1RB_Left	1_0	2535	507000	19.30	17.97
13	Middle	15	5	DFT-s-OFDM QPSK	Inner_1RB_Right	1_23	2535	507000	19.30	17.92
14	Middle	15	5	DFT-s-OFDM QPSK	Inner_1RB_Left	1_1	2535	507000	19.30	17.96
15	Middle	15	5	DFT-s-OFDM QPSK	Outer_Full	25_0	2535	507000	19.30	17.96
16	Low	15	10	DFT-s-OFDM QPSK	Inner_Full	25_12	2535	507000	19.30	17.94
19	Low	15	15	DFT-s-OFDM QPSK	Inner_Full	36_18	2535	507000	19.30	17.98

N7(ANT2 DSI 3)

No.	Test Freq Description	5G-n7							Tune up	Power Results (dBm)
		SCS (kHz)	NR BW (MHz)	Modulation	RB allocation		NR Test Freq. (MHz)	NR Test CH.		n7
1	High	15	5	DFT-s-OFDM QPSK	Inner_Full	12@6	2567.5	513500	18.80	17.79
2	Middle	15	5	DFT-s-OFDM QPSK	Inner_Full	12@6	2535	507000	18.80	17.82
3	Low	15	5	DFT-s-OFDM QPSK	Inner_Full	12@6	2502.5	500500	18.80	17.72
4	High	15	20	DFT-s-OFDM QPSK	Inner_Full	50@25	2560	512000	18.80	17.73
5	Middle	15	20	DFT-s-OFDM QPSK	Inner_Full	50@25	2535	507000	18.80	17.70
6	Low	15	20	DFT-s-OFDM QPSK	Inner_Full	50@25	2510	502000	18.80	17.68

According to the table above, the maximum power configuration is selected as the default test configuration

No.	Test Freq Description	5G-n7							Tune up	Power Results (dBm)
		SCS (kHz)	NR BW (MHz)	Modulation	RB allocation		NR Test Freq. (MHz)	NR Test CH.		n7
1	Middle	15	20	DFT-s-OFDM P1/2 BPSK1	Inner_Full	12@6	2535	507000	18.80	17.72
2	Middle	15	20	DFT-s-OFDM 16QAM	Inner_Full	12@6	2535	507000	18.80	17.63
3	Middle	15	20	DFT-s-OFDM 64QAM	Inner_Full	12@6	2535	507000	18.80	17.67
4	Middle	15	20	DFT-s-OFDM 256QAM	Inner_Full	12@6	2535	507000	18.80	17.57
5	Middle	15	20	CP-OFDM QPSK	Inner_Full	12@6	2535	507000	18.80	17.74
6	Middle	15	20	CP-OFDM 16QAM	Inner_Full	12@6	2535	507000	18.80	17.67
7	Middle	15	20	CP-OFDM 64QAM	Inner_Full	12@6	2535	507000	18.80	17.72
8	Middle	15	20	CP-OFDM 256QAM	Inner_Full	12@6	2535	507000	17.80	16.15
9	Middle	15	5	DFT-s-OFDM QPSK	Edge_Full_Right	2_23	2535	507000	18.80	17.62
10	Middle	15	5	DFT-s-OFDM QPSK	Edge_Full_Left	2_0	2535	507000	18.80	17.60
11	Middle	15	5	DFT-s-OFDM QPSK	Edge_1RB_Right	1_24	2535	507000	18.80	17.76
12	Middle	15	5	DFT-s-OFDM QPSK	Edge_1RB_Left	1_0	2535	507000	18.80	17.66
13	Middle	15	5	DFT-s-OFDM QPSK	Inner_1RB_Right	1_23	2535	507000	18.80	17.76
14	Middle	15	5	DFT-s-OFDM QPSK	Inner_1RB_Left	1_1	2535	507000	18.80	17.67
15	Middle	15	5	DFT-s-OFDM QPSK	Outer_Full	25_0	2535	507000	18.80	17.63
16	Low	15	10	DFT-s-OFDM QPSK	Inner_Full	25_12	2535	507000	18.80	17.65
19	Low	15	15	DFT-s-OFDM QPSK	Inner_Full	36_18	2535	507000	18.80	17.70

N7(ANT2 DSI 8)

No.	Test Freq Description	5G-n7							Tune up	Power Results (dBm)
		SCS (kHz)	NR BW (MHz)	Modulation	RB allocation		NR Test Freq. (MHz)	NR Test CH.		n7
1	High	15	5	DFT-s-OFDM QPSK	Inner_Full	12@6	2567.5	513500	17.30	16.12
2	Middle	15	5	DFT-s-OFDM QPSK	Inner_Full	12@6	2535	507000	17.30	16.15
3	Low	15	5	DFT-s-OFDM QPSK	Inner_Full	12@6	2502.5	500500	17.30	16.06
4	High	15	20	DFT-s-OFDM QPSK	Inner_Full	50@25	2560	512000	17.30	16.07
5	Middle	15	20	DFT-s-OFDM QPSK	Inner_Full	50@25	2535	507000	17.30	16.04
6	Low	15	20	DFT-s-OFDM QPSK	Inner_Full	50@25	2510	502000	17.30	16.02

According to the table above, the maximum power configuration is selected as the default test configuration

No.	Test Freq Description	5G-n7							Tune up	Power Results (dBm)
		SCS (kHz)	NR BW (MHz)	Modulation	RB allocation		NR Test Freq. (MHz)	NR Test CH.		n7
1	Middle	15	20	DFT-s-OFDM PI/2 BPSK1	Inner_Full	12@6	2535	507000	17.30	16.06
2	Middle	15	20	DFT-s-OFDM 16QAM	Inner_Full	12@6	2535	507000	17.30	15.98
3	Middle	15	20	DFT-s-OFDM 64QAM	Inner_Full	12@6	2535	507000	17.30	16.01
4	Middle	15	20	DFT-s-OFDM 256QAM	Inner_Full	12@6	2535	507000	17.30	15.92
5	Middle	15	20	CP-OFDM QPSK	Inner_Full	12@6	2535	507000	17.30	16.08
6	Middle	15	20	CP-OFDM 16QAM	Inner_Full	12@6	2535	507000	17.30	16.01
7	Middle	15	20	CP-OFDM 64QAM	Inner_Full	12@6	2535	507000	17.30	16.06
8	Middle	15	20	CP-OFDM 256QAM	Inner_Full	12@6	2535	507000	17.30	15.97
9	Middle	15	5	DFT-s-OFDM QPSK	Edge_Full_Right	2_23	2535	507000	17.30	15.97
10	Middle	15	5	DFT-s-OFDM QPSK	Edge_Full_Left	2_0	2535	507000	17.30	15.95
11	Middle	15	5	DFT-s-OFDM QPSK	Edge_1RB_Right	1_24	2535	507000	17.30	16.10
12	Middle	15	5	DFT-s-OFDM QPSK	Edge_1RB_Left	1_0	2535	507000	17.30	16.00
13	Middle	15	5	DFT-s-OFDM QPSK	Inner_1RB_Right	1_23	2535	507000	17.30	16.10
14	Middle	15	5	DFT-s-OFDM QPSK	Inner_1RB_Left	1_1	2535	507000	17.30	16.01
15	Middle	15	5	DFT-s-OFDM QPSK	Outer_Full	25_0	2535	507000	17.30	15.98
16	Low	15	10	DFT-s-OFDM QPSK	Inner_Full	25_12	2535	507000	17.30	16.00
19	Low	15	15	DFT-s-OFDM QPSK	Inner_Full	36_18	2535	507000	17.30	16.04

N7(ANT2 DSI 13)

No.	Test Freq Description	5G-n7							Tune up	Power Results (dBm)
		SCS (kHz)	NR BW (MHz)	Modulation	RB allocation		NR Test Freq. (MHz)	NR Test CH.		n7
1	High	15	5	DFT-s-OFDM QPSK	Inner_Full	12@6	2567.5	513500	13.80	13.12
2	Middle	15	5	DFT-s-OFDM QPSK	Inner_Full	12@6	2535	507000	13.80	13.14
3	Low	15	5	DFT-s-OFDM QPSK	Inner_Full	12@6	2502.5	500500	13.80	13.07
4	High	15	20	DFT-s-OFDM QPSK	Inner_Full	50@25	2560	512000	13.80	13.07
5	Middle	15	20	DFT-s-OFDM QPSK	Inner_Full	50@25	2535	507000	13.80	13.05
6	Low	15	20	DFT-s-OFDM QPSK	Inner_Full	50@25	2510	502000	13.80	13.04

According to the table above, the maximum power configuration is selected as the default test configuration

No.	Test Freq Description	5G-n7							Tune up	Power Results (dBm)
		SCS (kHz)	NR BW (MHz)	Modulation	RB allocation		NR Test Freq. (MHz)	NR Test CH.		n7
1	Middle	15	20	DFT-s-OFDM PI/2 BPSK1	Inner_Full	12@6	2535	507000	13.80	13.07
2	Middle	15	20	DFT-s-OFDM 16QAM	Inner_Full	12@6	2535	507000	13.80	13.00
3	Middle	15	20	DFT-s-OFDM 64QAM	Inner_Full	12@6	2535	507000	13.80	13.03
4	Middle	15	20	DFT-s-OFDM 256QAM	Inner_Full	12@6	2535	507000	13.80	12.96
5	Middle	15	20	CP-OFDM QPSK	Inner_Full	12@6	2535	507000	13.80	13.09
6	Middle	15	20	CP-OFDM 16QAM	Inner_Full	12@6	2535	507000	13.80	13.03
7	Middle	15	20	CP-OFDM 64QAM	Inner_Full	12@6	2535	507000	13.80	13.07
8	Middle	15	20	CP-OFDM 256QAM	Inner_Full	12@6	2535	507000	13.80	11.91
9	Middle	15	5	DFT-s-OFDM QPSK	Edge_Full_Right	2_23	2535	507000	13.80	12.99
10	Middle	15	5	DFT-s-OFDM QPSK	Edge_Full_Left	2_0	2535	507000	13.80	12.98
11	Middle	15	5	DFT-s-OFDM QPSK	Edge_1RB_Right	1_24	2535	507000	13.80	13.10
12	Middle	15	5	DFT-s-OFDM QPSK	Edge_1RB_Left	1_0	2535	507000	13.80	13.02
13	Middle	15	5	DFT-s-OFDM QPSK	Inner_1RB_Right	1_23	2535	507000	13.80	13.10
14	Middle	15	5	DFT-s-OFDM QPSK	Inner_1RB_Left	1_1	2535	507000	13.80	13.03
15	Middle	15	5	DFT-s-OFDM QPSK	Outer_Full	25_0	2535	507000	13.80	13.00
16	Low	15	10	DFT-s-OFDM QPSK	Inner_Full	25_12	2535	507000	13.80	13.01
19	Low	15	15	DFT-s-OFDM QPSK	Inner_Full	36_18	2535	507000	13.80	13.05

N38(ANT4 DSI 3)

No.	Test Freq Description	5G-n38							Power Results (dBm)	
		SCS (kHz)	NR BW (MHz)	Modulation	RB allocation		NR Test Freq. (MHz)	NR Test CH.	Tune up	n38
4	High	30	20	DFT-s-OFDM QPSK	Inner_Full	25@12	2610	522000	21.50	20.14
5	Middle	30	20	DFT-s-OFDM QPSK	Inner_Full	25@12	2595	519000	21.50	20.24
6	Low	30	20	DFT-s-OFDM QPSK	Inner_Full	25@12	2580	516000	21.50	20.18

According to the table above, the maximum power configuration is selected as the default test configuration

No.	Test Freq Description	5G-n38							Power Results (dBm)	
		SCS (kHz)	NR BW (MHz)	Modulation	RB allocation		NR Test Freq. (MHz)	NR Test CH.	Tune up	n38
1	Middle	30	20	DFT-s-OFDM Pi/2 BPSK1	Inner_Full	25@12	2595	519000	21.50	20.20
2	Middle	30	20	DFT-s-OFDM 16QAM	Inner_Full	25@12	2595	519000	21.50	20.22
3	Middle	30	20	DFT-s-OFDM 64QAM	Inner_Full	25@12	2595	519000	21.50	20.05
4	Middle	30	20	DFT-s-OFDM 256QAM	Inner_Full	25@12	2595	519000	20.00	18.61
5	Middle	30	20	CP-OFDM QPSK	Inner_Full	25@12	2595	519000	21.50	20.21
6	Middle	30	20	CP-OFDM 16QAM	Inner_Full	25@12	2595	519000	21.50	20.17
7	Middle	30	20	CP-OFDM 64QAM	Inner_Full	25@12	2595	519000	21.00	19.61
8	Middle	30	20	CP-OFDM 256QAM	Inner_Full	25@12	2595	519000	18.00	16.54
9	Middle	30	20	DFT-s-OFDM QPSK	Edge_Full_Right	2@49	2595	519000	21.50	20.23
10	Middle	30	20	DFT-s-OFDM QPSK	Edge_Full_Left	2@0	2595	519000	21.50	20.02
11	Middle	30	20	DFT-s-OFDM QPSK	Inner_1RB_Right	1@49	2595	519000	21.50	20.23
12	Middle	30	20	DFT-s-OFDM QPSK	Inner_1RB_Left	1 1	2595	519000	21.50	20.02
13	Middle	30	20	DFT-s-OFDM QPSK	Outer_Full	50@0	2595	519000	21.50	20.02
1	High	30	20	DFT-s-OFDM QPSK	Edge_1RB_Right	1@50	2595	519000	21.50	20.16
3	Low	30	20	DFT-s-OFDM QPSK	Edge_1RB_Left	1@0	2595	519000	21.50	20.00

N38(ANT4 DSI 8)

No.	Test Freq Description	5G-n38							Power Results (dBm)	
		SCS (kHz)	NR BW (MHz)	Modulation	RB allocation		NR Test Freq. (MHz)	NR Test CH.	Tune up	n38
4	High	30	20	DFT-s-OFDM QPSK	Inner_Full	25@12	2610	522000	17.50	16.18
5	Middle	30	20	DFT-s-OFDM QPSK	Inner_Full	25@12	2595	519000	17.50	16.24
6	Low	30	20	DFT-s-OFDM QPSK	Inner_Full	25@12	2580	516000	17.50	16.21

According to the table above, the maximum power configuration is selected as the default test configuration

No.	Test Freq Description	5G-n38							Power Results (dBm)	
		SCS (kHz)	NR BW (MHz)	Modulation	RB allocation		NR Test Freq. (MHz)	NR Test CH.	Tune up	n38
1	Middle	30	20	DFT-s-OFDM Pi/2 BPSK1	Inner_Full	25@12	2595	519000	17.50	16.22
2	Middle	30	20	DFT-s-OFDM 16QAM	Inner_Full	25@12	2595	519000	17.50	16.23
3	Middle	30	20	DFT-s-OFDM 64QAM	Inner_Full	25@12	2595	519000	17.50	16.13
4	Middle	30	20	DFT-s-OFDM 256QAM	Inner_Full	25@12	2595	519000	17.50	16.20
5	Middle	30	20	CP-OFDM QPSK	Inner_Full	25@12	2595	519000	17.50	16.22
6	Middle	30	20	CP-OFDM 16QAM	Inner_Full	25@12	2595	519000	17.50	16.20
7	Middle	30	20	CP-OFDM 64QAM	Inner_Full	25@12	2595	519000	17.50	16.20
8	Middle	30	20	CP-OFDM 256QAM	Inner_Full	25@12	2595	519000	17.50	16.06
9	Middle	30	20	DFT-s-OFDM QPSK	Edge_Full_Right	2@49	2595	519000	17.50	16.23
10	Middle	30	20	DFT-s-OFDM QPSK	Edge_Full_Left	2@0	2595	519000	17.50	16.12
11	Middle	30	20	DFT-s-OFDM QPSK	Inner_1RB_Right	1@49	2595	519000	17.50	16.23
12	Middle	30	20	DFT-s-OFDM QPSK	Inner_1RB_Left	1 1	2595	519000	17.50	16.12
13	Middle	30	20	DFT-s-OFDM QPSK	Outer_Full	50@0	2595	519000	17.50	16.12
1	High	30	20	DFT-s-OFDM QPSK	Edge_1RB_Right	1@50	2595	519000	17.50	16.20
3	Low	30	20	DFT-s-OFDM QPSK	Edge_1RB_Left	1@0	2595	519000	17.50	16.11

N38(ANT4 DSI 13)

No.	Test Freq Description	5G-n38							Power Results (dBm)	
		SCS (kHz)	NR BW (MHz)	Modulation	RB allocation		NR Test Freq. (MHz)	NR Test CH.	Tune up	n38
4	High	30	20	DFT-s-OFDM QPSK	Inner_Full	25@12	2610	522000	16.50	15.24
5	Middle	30	20	DFT-s-OFDM QPSK	Inner_Full	25@12	2595	519000	16.50	15.29
6	Low	30	20	DFT-s-OFDM QPSK	Inner_Full	25@12	2580	516000	16.50	15.27

According to the table above, the maximum power configuration is selected as the default test configuration

No.	Test Freq Description	5G-n38							Power Results (dBm)	
		SCS (kHz)	NR BW (MHz)	Modulation	RB allocation		NR Test Freq. (MHz)	NR Test CH.	Tune up	n38
1	Middle	30	20	DFT-s-OFDM P1/2 BPSK1	Inner_Full	25@12	2595	519000	16.50	15.27
2	Middle	30	20	DFT-s-OFDM 16QAM	Inner_Full	25@12	2595	519000	16.50	15.28
3	Middle	30	20	DFT-s-OFDM 64QAM	Inner_Full	25@12	2595	519000	16.50	15.20
4	Middle	30	20	DFT-s-OFDM 256QAM	Inner_Full	25@12	2595	519000	16.50	15.26
5	Middle	30	20	CP-OFDM QPSK	Inner_Full	25@12	2595	519000	16.50	15.27
6	Middle	30	20	CP-OFDM 16QAM	Inner_Full	25@12	2595	519000	16.50	15.26
7	Middle	30	20	CP-OFDM 64QAM	Inner_Full	25@12	2595	519000	16.50	15.26
8	Middle	30	20	CP-OFDM 256QAM	Inner_Full	25@12	2595	519000	16.50	15.24
9	Middle	30	20	DFT-s-OFDM QPSK	Edge_Full_Right	2@49	2595	519000	16.50	15.28
10	Middle	30	20	DFT-s-OFDM QPSK	Edge_Full_Left	2@0	2595	519000	16.50	15.19
11	Middle	30	20	DFT-s-OFDM QPSK	Inner_1RB_Right	1@49	2595	519000	16.50	15.28
12	Middle	30	20	DFT-s-OFDM QPSK	Inner_1RB_Left	1_1	2595	519000	16.50	15.19
13	Middle	30	20	DFT-s-OFDM QPSK	Outer_Full	50@0	2595	519000	16.50	15.19
1	High	30	20	DFT-s-OFDM QPSK	Edge_1RB_Right	1@50	2595	519000	16.50	15.26
3	Low	30	20	DFT-s-OFDM QPSK	Edge_1RB_Left	1@0	2595	519000	16.50	15.18

N38(ANT2 DSI 3)

No.	Test Freq Description	5G-n38							Power Results (dBm)	
		SCS (kHz)	NR BW (MHz)	Modulation	RB allocation		NR Test Freq. (MHz)	NR Test CH.	Tune up	n38
4	High	30	20	DFT-s-OFDM QPSK	Inner_Full	25@12	2610	522000	18.50	17.22
5	Middle	30	20	DFT-s-OFDM QPSK	Inner_Full	25@12	2595	519000	18.50	17.26
6	Low	30	20	DFT-s-OFDM QPSK	Inner_Full	25@12	2580	516000	18.50	17.20

According to the table above, the maximum power configuration is selected as the default test configuration

No.	Test Freq Description	5G-n38							Power Results (dBm)	
		SCS (kHz)	NR BW (MHz)	Modulation	RB allocation		NR Test Freq. (MHz)	NR Test CH.	Tune up	n38
1	Middle	30	20	DFT-s-OFDM P1/2 BPSK1	Inner_Full	25@12	2595	519000	18.50	17.25
2	Middle	30	20	DFT-s-OFDM 16QAM	Inner_Full	25@12	2595	519000	18.50	17.20
3	Middle	30	20	DFT-s-OFDM 64QAM	Inner_Full	25@12	2595	519000	18.50	17.05
4	Middle	30	20	DFT-s-OFDM 256QAM	Inner_Full	25@12	2595	519000	18.50	17.14
5	Middle	30	20	CP-OFDM QPSK	Inner_Full	25@12	2595	519000	18.50	17.16
6	Middle	30	20	CP-OFDM 16QAM	Inner_Full	25@12	2595	519000	18.50	17.03
7	Middle	30	20	CP-OFDM 64QAM	Inner_Full	25@12	2595	519000	18.50	17.15
8	Middle	30	20	CP-OFDM 256QAM	Inner_Full	25@12	2595	519000	16.50	15.41
9	Middle	30	20	DFT-s-OFDM QPSK	Edge_Full_Right	2@49	2595	519000	18.50	17.03
10	Middle	30	20	DFT-s-OFDM QPSK	Edge_Full_Left	2@0	2595	519000	18.50	16.95
11	Middle	30	20	DFT-s-OFDM QPSK	Inner_1RB_Right	1@49	2595	519000	18.50	17.18
12	Middle	30	20	DFT-s-OFDM QPSK	Inner_1RB_Left	1_1	2595	519000	18.50	17.05
13	Middle	30	20	DFT-s-OFDM QPSK	Outer_Full	50@0	2595	519000	18.50	17.10
1	High	30	20	DFT-s-OFDM QPSK	Edge_1RB_Right	1@50	2595	519000	18.50	17.15
3	Low	30	20	DFT-s-OFDM QPSK	Edge_1RB_Left	1@0	2595	519000	18.50	17.07

N38(ANT2 DSI 8)

No.	Test Freq Description	5G-n38							Power Results (dBm)	
		SCS (kHz)	NR BW (MHz)	Modulation	RB allocation		NR Test Freq. (MHz)	NR Test CH.	Tune up	n38
4	High	30	20	DFT-s-OFDM QPSK	Inner_Full	25@12	2610	522000	16.00	14.87
5	Middle	30	20	DFT-s-OFDM QPSK	Inner_Full	25@12	2595	519000	16.00	14.89
6	Low	30	20	DFT-s-OFDM QPSK	Inner_Full	25@12	2580	516000	16.00	14.85

According to the table above, the maximum power configuration is selected as the default test configuration

No.	Test Freq Description	5G-n38							Power Results (dBm)	
		SCS (kHz)	NR BW (MHz)	Modulation	RB allocation		NR Test Freq. (MHz)	NR Test CH.	Tune up	n38
1	Middle	30	20	DFT-s-OFDM Pi/2 BPSK1	Inner_Full	25@12	2595	519000	16.00	14.88
2	Middle	30	20	DFT-s-OFDM 16QAM	Inner_Full	25@12	2595	519000	16.00	14.85
3	Middle	30	20	DFT-s-OFDM 64QAM	Inner_Full	25@12	2595	519000	16.00	14.76
4	Middle	30	20	DFT-s-OFDM 256QAM	Inner_Full	25@12	2595	519000	16.00	14.82
5	Middle	30	20	CP-OFDM QPSK	Inner_Full	25@12	2595	519000	16.00	14.83
6	Middle	30	20	CP-OFDM 16QAM	Inner_Full	25@12	2595	519000	16.00	14.75
7	Middle	30	20	CP-OFDM 64QAM	Inner_Full	25@12	2595	519000	16.00	14.82
8	Middle	30	20	CP-OFDM 256QAM	Inner_Full	25@12	2595	519000	16.00	14.76
9	Middle	30	20	DFT-s-OFDM QPSK	Edge_Full_Right	2@49	2595	519000	16.00	14.75
10	Middle	30	20	DFT-s-OFDM QPSK	Edge_Full_Left	2@0	2595	519000	16.00	14.70
11	Middle	30	20	DFT-s-OFDM QPSK	Inner_1RB_Right	1@49	2595	519000	16.00	14.84
12	Middle	30	20	DFT-s-OFDM QPSK	Inner_1RB_Left	1 1	2595	519000	16.00	14.76
13	Middle	30	20	DFT-s-OFDM QPSK	Outer_Full	50@0	2595	519000	16.00	14.79
1	High	30	20	DFT-s-OFDM QPSK	Edge_1RB_Right	1@50	2595	519000	16.00	14.82
3	Low	30	20	DFT-s-OFDM QPSK	Edge_1RB_Left	1@0	2595	519000	16.00	14.77

N38(ANT2 DSI 13)

No.	Test Freq Description	5G-n38							Power Results (dBm)	
		SCS (kHz)	NR BW (MHz)	Modulation	RB allocation		NR Test Freq. (MHz)	NR Test CH.	Tune up	n38
4	High	30	20	DFT-s-OFDM QPSK	Inner_Full	25@12	2610	522000	13.50	12.32
5	Middle	30	20	DFT-s-OFDM QPSK	Inner_Full	25@12	2595	519000	13.50	12.35
6	Low	30	20	DFT-s-OFDM QPSK	Inner_Full	25@12	2580	516000	13.50	12.32

According to the table above, the maximum power configuration is selected as the default test configuration

No.	Test Freq Description	5G-n38							Power Results (dBm)	
		SCS (kHz)	NR BW (MHz)	Modulation	RB allocation		NR Test Freq. (MHz)	NR Test CH.	Tune up	n38
1	Middle	30	20	DFT-s-OFDM Pi/2 BPSK1	Inner_Full	25@12	2595	519000	13.50	12.33
2	Middle	30	20	DFT-s-OFDM 16QAM	Inner_Full	25@12	2595	519000	13.50	12.32
3	Middle	30	20	DFT-s-OFDM 64QAM	Inner_Full	25@12	2595	519000	13.50	12.29
4	Middle	30	20	DFT-s-OFDM 256QAM	Inner_Full	25@12	2595	519000	13.50	12.31
5	Middle	30	20	CP-OFDM QPSK	Inner_Full	25@12	2595	519000	13.50	12.32
6	Middle	30	20	CP-OFDM 16QAM	Inner_Full	25@12	2595	519000	13.50	12.29
7	Middle	30	20	CP-OFDM 64QAM	Inner_Full	25@12	2595	519000	13.50	12.31
8	Middle	30	20	CP-OFDM 256QAM	Inner_Full	25@12	2595	519000	13.50	12.29
9	Middle	30	20	DFT-s-OFDM QPSK	Edge_Full_Right	2@49	2595	519000	13.50	12.29
10	Middle	30	20	DFT-s-OFDM QPSK	Edge_Full_Left	2@0	2595	519000	13.50	12.27
11	Middle	30	20	DFT-s-OFDM QPSK	Inner_1RB_Right	1@49	2595	519000	13.50	12.32
12	Middle	30	20	DFT-s-OFDM QPSK	Inner_1RB_Left	1 1	2595	519000	13.50	12.29
13	Middle	30	20	DFT-s-OFDM QPSK	Outer_Full	50@0	2595	519000	13.50	12.30
1	High	30	20	DFT-s-OFDM QPSK	Edge_1RB_Right	1@50	2595	519000	13.50	12.31
3	Low	30	20	DFT-s-OFDM QPSK	Edge_1RB_Left	1@0	2595	519000	13.50	12.29

N38(ANT0 DSI 3)

No.	Test Freq Description	5G-n38							Power Results (dBm)	
		SCS (kHz)	NR BW (MHz)	Modulation	RB allocation		NR Test Freq. (MHz)	NR Test CH.	Tune up	n38
4	High	30	20	DFT-s-OFDM QPSK	Inner_Full	25@12	2610	522000	21.50	20.08
5	Middle	30	20	DFT-s-OFDM QPSK	Inner_Full	25@12	2595	519000	21.50	20.13
6	Low	30	20	DFT-s-OFDM QPSK	Inner_Full	25@12	2580	516000	21.50	20.10

According to the table above, the maximum power configuration is selected as the default test configuration

No.	Test Freq Description	5G-n38							Power Results (dBm)	
		SCS (kHz)	NR BW (MHz)	Modulation	RB allocation		NR Test Freq. (MHz)	NR Test CH.	Tune up	n38
1	Middle	30	20	DFT-s-OFDM Pi/2 BPSK1	Inner_Full	25@12	2595	519000	21.50	20.11
2	Middle	30	20	DFT-s-OFDM 16QAM	Inner_Full	25@12	2595	519000	21.50	20.04
3	Middle	30	20	DFT-s-OFDM 64QAM	Inner_Full	25@12	2595	519000	20.50	19.04
4	Middle	30	20	DFT-s-OFDM 256QAM	Inner_Full	25@12	2595	519000	18.50	17.20
5	Middle	30	20	CP-OFDM QPSK	Inner_Full	25@12	2595	519000	21.50	20.06
6	Middle	30	20	CP-OFDM 16QAM	Inner_Full	25@12	2595	519000	21.00	19.51
7	Middle	30	20	CP-OFDM 64QAM	Inner_Full	25@12	2595	519000	19.50	18.18
8	Middle	30	20	CP-OFDM 256QAM	Inner_Full	25@12	2595	519000	16.50	15.99
9	Middle	30	20	DFT-s-OFDM QPSK	Edge_Full_Right	2@49	2595	519000	21.50	20.08
10	Middle	30	20	DFT-s-OFDM QPSK	Edge_Full_Left	2@0	2595	519000	21.50	20.06
11	Middle	30	20	DFT-s-OFDM QPSK	Inner_1RB_Right	1@49	2595	519000	21.50	20.09
12	Middle	30	20	DFT-s-OFDM QPSK	Inner_1RB_Left	1 1	2595	519000	21.50	20.08
13	Middle	30	20	DFT-s-OFDM QPSK	Outer_Full	50@0	2595	519000	21.50	20.03
1	High	30	20	DFT-s-OFDM QPSK	Edge_1RB_Right	1@50	2595	519000	21.50	20.04
3	Low	30	20	DFT-s-OFDM QPSK	Edge_1RB_Left	1@0	2595	519000	21.50	20.00

N38(ANT0 DSI 8)

No.	Test Freq Description	5G-n38							Power Results (dBm)	
		SCS (kHz)	NR BW (MHz)	Modulation	RB allocation		NR Test Freq. (MHz)	NR Test CH.	Tune up	n38
4	High	30	20	DFT-s-OFDM QPSK	Inner_Full	25@12	2610	522000	23.00	21.78
5	Middle	30	20	DFT-s-OFDM QPSK	Inner_Full	25@12	2595	519000	23.00	21.81
6	Low	30	20	DFT-s-OFDM QPSK	Inner_Full	25@12	2580	516000	23.00	21.77

According to the table above, the maximum power configuration is selected as the default test configuration

No.	Test Freq Description	5G-n38							Power Results (dBm)	
		SCS (kHz)	NR BW (MHz)	Modulation	RB allocation		NR Test Freq. (MHz)	NR Test CH.	Tune up	n38
1	Middle	30	20	DFT-s-OFDM Pi/2 BPSK1	Inner_Full	25@12	2595	519000	23.00	21.71
2	Middle	30	20	DFT-s-OFDM 16QAM	Inner_Full	25@12	2595	519000	22.00	20.51
3	Middle	30	20	DFT-s-OFDM 64QAM	Inner_Full	25@12	2595	519000	20.50	19.17
4	Middle	30	20	DFT-s-OFDM 256QAM	Inner_Full	25@12	2595	519000	18.50	17.02
5	Middle	30	20	CP-OFDM QPSK	Inner_Full	25@12	2595	519000	21.50	20.10
6	Middle	30	20	CP-OFDM 16QAM	Inner_Full	25@12	2595	519000	21.00	19.52
7	Middle	30	20	CP-OFDM 64QAM	Inner_Full	25@12	2595	519000	19.50	18.20
8	Middle	30	20	CP-OFDM 256QAM	Inner_Full	25@12	2595	519000	16.50	15.82
9	Middle	30	20	DFT-s-OFDM QPSK	Edge_Full_Right	2@49	2595	519000	22.00	20.74
10	Middle	30	20	DFT-s-OFDM QPSK	Edge_Full_Left	2@0	2595	519000	22.00	20.56
11	Middle	30	20	DFT-s-OFDM QPSK	Inner_1RB_Right	1@49	2595	519000	23.00	21.64
12	Middle	30	20	DFT-s-OFDM QPSK	Inner_1RB_Left	1 1	2595	519000	23.00	21.48
13	Middle	30	20	DFT-s-OFDM QPSK	Outer_Full	50@0	2595	519000	22.00	20.52
1	High	30	20	DFT-s-OFDM QPSK	Edge_1RB_Right	1@50	2595	519000	22.00	20.61
3	Low	30	20	DFT-s-OFDM QPSK	Edge_1RB_Left	1@0	2595	519000	22.00	20.49

N38(ANT0 DSI 13)

No.	Test Freq Description	5G-n38							Power Results (dBm)	
		SCS (kHz)	NR BW (MHz)	Modulation	RB allocation		NR Test Freq. (MHz)	NR Test CH.	Tune up	n38
4	High	30	20	DFT-s-OFDM QPSK	Inner_Full	25@12	2610	522000	19.50	18.20
5	Middle	30	20	DFT-s-OFDM QPSK	Inner_Full	25@12	2595	519000	19.50	18.24
6	Low	30	20	DFT-s-OFDM QPSK	Inner_Full	25@12	2580	516000	19.50	18.22

According to the table above, the maximum power configuration is selected as the default test configuration

No.	Test Freq Description	5G-n38							Power Results (dBm)	
		SCS (kHz)	NR BW (MHz)	Modulation	RB allocation		NR Test Freq. (MHz)	NR Test CH.	Tune up	n38
1	Middle	30	20	DFT-s-OFDM P1/2 BPSK1	Inner_Full	25@12	2610	522000	19.50	18.23
2	Middle	30	20	DFT-s-OFDM 16QAM	Inner_Full	25@12	2610	522000	19.50	18.17
3	Middle	30	20	DFT-s-OFDM 64QAM	Inner_Full	25@12	2610	522000	19.50	18.11
4	Middle	30	20	DFT-s-OFDM 256QAM	Inner_Full	25@12	2610	522000	18.50	17.02
5	Middle	30	20	CP-OFDM QPSK	Inner_Full	25@12	2610	522000	19.50	18.19
6	Middle	30	20	CP-OFDM 16QAM	Inner_Full	25@12	2610	522000	19.50	18.03
7	Middle	30	20	CP-OFDM 64QAM	Inner_Full	25@12	2610	522000	19.50	18.14
8	Middle	30	20	CP-OFDM 256QAM	Inner_Full	25@12	2610	522000	16.50	15.81
9	Middle	30	20	DFT-s-OFDM QPSK	Edge_Full_Right	2@49	2610	522000	19.50	18.21
10	Middle	30	20	DFT-s-OFDM QPSK	Edge_Full_Left	2@0	2610	522000	19.50	18.19
11	Middle	30	20	DFT-s-OFDM QPSK	Inner_1RB_Right	1@49	2610	522000	19.50	18.21
12	Middle	30	20	DFT-s-OFDM QPSK	Inner_1RB_Left	1_1	2610	522000	19.50	18.21
13	Middle	30	20	DFT-s-OFDM QPSK	Outer_Full	50@0	2610	522000	19.50	18.17
1	High	30	20	DFT-s-OFDM QPSK	Edge_1RB_Right	1@50	2610	522000	19.50	18.17
3	Low	30	20	DFT-s-OFDM QPSK	Edge_1RB_Left	1@0	2610	522000	19.50	18.14

N38(ANT5 DSI 3)

No.	Test Freq Description	5G-n38							Power Results (dBm)	
		SCS (kHz)	NR BW (MHz)	Modulation	RB allocation		NR Test Freq. (MHz)	NR Test CH.	Tune up	n38
4	High	30	20	DFT-s-OFDM QPSK	Inner_Full	25@12	2610	522000	21.50	19.98
5	Middle	30	20	DFT-s-OFDM QPSK	Inner_Full	25@12	2595	519000	21.50	20.03
6	Low	30	20	DFT-s-OFDM QPSK	Inner_Full	25@12	2580	516000	21.50	20.02

According to the table above, the maximum power configuration is selected as the default test configuration

No.	Test Freq Description	5G-n38							Power Results (dBm)	
		SCS (kHz)	NR BW (MHz)	Modulation	RB allocation		NR Test Freq. (MHz)	NR Test CH.	Tune up	n38
1	Middle	30	20	DFT-s-OFDM P1/2 BPSK1	Inner_Full	25@12	2595	519000	21.50	19.95
2	Middle	30	20	DFT-s-OFDM 16QAM	Inner_Full	25@12	2595	519000	21.50	19.93
3	Middle	30	20	DFT-s-OFDM 64QAM	Inner_Full	25@12	2595	519000	20.50	18.81
4	Middle	30	20	DFT-s-OFDM 256QAM	Inner_Full	25@12	2595	519000	18.50	16.87
5	Middle	30	20	CP-OFDM QPSK	Inner_Full	25@12	2595	519000	21.50	19.83
6	Middle	30	20	CP-OFDM 16QAM	Inner_Full	25@12	2595	519000	21.00	19.33
7	Middle	30	20	CP-OFDM 64QAM	Inner_Full	25@12	2595	519000	19.50	17.93
8	Middle	30	20	CP-OFDM 256QAM	Inner_Full	25@12	2595	519000	16.50	15.52
9	Middle	30	20	DFT-s-OFDM QPSK	Edge_Full_Right	2@49	2595	519000	21.50	19.96
10	Middle	30	20	DFT-s-OFDM QPSK	Edge_Full_Left	2@0	2595	519000	21.50	19.85
11	Middle	30	20	DFT-s-OFDM QPSK	Inner_1RB_Right	1@49	2595	519000	21.50	19.81
12	Middle	30	20	DFT-s-OFDM QPSK	Inner_1RB_Left	1_1	2595	519000	21.50	19.82
13	Middle	30	20	DFT-s-OFDM QPSK	Outer_Full	50@0	2595	519000	21.50	19.80
1	High	30	20	DFT-s-OFDM QPSK	Edge_1RB_Right	1@50	2595	519000	21.50	19.82
3	Low	30	20	DFT-s-OFDM QPSK	Edge_1RB_Left	1@0	2595	519000	21.50	20.01

N38(ANT5 DSI 8)

No.	Test Freq Description	5G-n38							Power Results (dBm)	
		SCS (kHz)	NR BW (MHz)	Modulation	RB allocation		NR Test Freq. (MHz)	NR Test CH.	Tune up	n38
4	High	30	20	DFT-s-OFDM QPSK	Inner_Full	25@12	2610	522000	18.00	16.52
5	Middle	30	20	DFT-s-OFDM QPSK	Inner_Full	25@12	2595	519000	18.00	16.55
6	Low	30	20	DFT-s-OFDM QPSK	Inner_Full	25@12	2580	516000	18.00	16.54

According to the table above, the maximum power configuration is selected as the default test configuration

No.	Test Freq Description	5G-n38							Power Results (dBm)	
		SCS (kHz)	NR BW (MHz)	Modulation	RB allocation		NR Test Freq. (MHz)	NR Test CH.	Tune up	n38
1	Middle	30	20	DFT-s-OFDM Pi/2 BPSK1	Inner_Full	25@12	2595	519000	18.00	16.50
2	Middle	30	20	DFT-s-OFDM 16QAM	Inner_Full	25@12	2595	519000	18.00	16.50
3	Middle	30	20	DFT-s-OFDM 64QAM	Inner_Full	25@12	2595	519000	18.00	16.48
4	Middle	30	20	DFT-s-OFDM 256QAM	Inner_Full	25@12	2595	519000	18.00	16.40
5	Middle	30	20	CP-OFDM QPSK	Inner_Full	25@12	2595	519000	18.00	16.51
6	Middle	30	20	CP-OFDM 16QAM	Inner_Full	25@12	2595	519000	18.00	16.50
7	Middle	30	20	CP-OFDM 64QAM	Inner_Full	25@12	2595	519000	18.00	16.04
8	Middle	30	20	CP-OFDM 256QAM	Inner_Full	25@12	2595	519000	16.50	15.82
9	Middle	30	20	DFT-s-OFDM QPSK	Edge_Full_Right	2@49	2595	519000	18.00	16.51
10	Middle	30	20	DFT-s-OFDM QPSK	Edge_Full_Left	2@0	2595	519000	18.00	16.44
11	Middle	30	20	DFT-s-OFDM QPSK	Inner_1RB_Right	1@49	2595	519000	18.00	16.42
12	Middle	30	20	DFT-s-OFDM QPSK	Inner_1RB_Left	1 1	2595	519000	18.00	16.42
13	Middle	30	20	DFT-s-OFDM QPSK	Outer_Full	50@0	2595	519000	18.00	16.41
1	High	30	20	DFT-s-OFDM QPSK	Edge_1RB_Right	1@50	2595	519000	18.00	16.42
3	Low	30	20	DFT-s-OFDM QPSK	Edge_1RB_Left	1@0	2595	519000	18.00	16.53

N38(ANT5 DSI 13)

No.	Test Freq Description	5G-n38							Power Results (dBm)	
		SCS (kHz)	NR BW (MHz)	Modulation	RB allocation		NR Test Freq. (MHz)	NR Test CH.	Tune up	n38
4	High	30	20	DFT-s-OFDM QPSK	Inner_Full	25@12	2610	522000	16.50	15.40
5	Middle	30	20	DFT-s-OFDM QPSK	Inner_Full	25@12	2595	519000	16.50	15.44
6	Low	30	20	DFT-s-OFDM QPSK	Inner_Full	25@12	2580	516000	16.50	15.41

According to the table above, the maximum power configuration is selected as the default test configuration

No.	Test Freq Description	5G-n38							Power Results (dBm)	
		SCS (kHz)	NR BW (MHz)	Modulation	RB allocation		NR Test Freq. (MHz)	NR Test CH.	Tune up	n38
1	Middle	30	20	DFT-s-OFDM Pi/2 BPSK1	Inner_Full	25@12	2595	519000	16.50	15.38
2	Middle	30	20	DFT-s-OFDM 16QAM	Inner_Full	25@12	2595	519000	16.50	15.35
3	Middle	30	20	DFT-s-OFDM 64QAM	Inner_Full	25@12	2595	519000	16.50	15.36
4	Middle	30	20	DFT-s-OFDM 256QAM	Inner_Full	25@12	2595	519000	16.50	15.30
5	Middle	30	20	CP-OFDM QPSK	Inner_Full	25@12	2595	519000	16.50	15.41
6	Middle	30	20	CP-OFDM 16QAM	Inner_Full	25@12	2595	519000	16.50	15.38
7	Middle	30	20	CP-OFDM 64QAM	Inner_Full	25@12	2595	519000	16.50	15.34
8	Middle	30	20	CP-OFDM 256QAM	Inner_Full	25@12	2595	519000	16.50	15.27
9	Middle	30	20	DFT-s-OFDM QPSK	Edge_Full_Right	2@49	2595	519000	16.50	15.39
10	Middle	30	20	DFT-s-OFDM QPSK	Edge_Full_Left	2@0	2595	519000	16.50	15.33
11	Middle	30	20	DFT-s-OFDM QPSK	Inner_1RB_Right	1@49	2595	519000	16.50	15.32
12	Middle	30	20	DFT-s-OFDM QPSK	Inner_1RB_Left	1 1	2595	519000	16.50	15.32
13	Middle	30	20	DFT-s-OFDM QPSK	Outer_Full	50@0	2595	519000	16.50	15.31
1	High	30	20	DFT-s-OFDM QPSK	Edge_1RB_Right	1@50	2595	519000	16.50	15.32
3	Low	30	20	DFT-s-OFDM QPSK	Edge_1RB_Left	1@0	2595	519000	16.50	15.42

N41(ANT4 DSI 3)

No.	Test Freq Description	5G-n41							Power Results (dBm)	
		SCS (kHz)	NR BW (MHz)	Modulation	RB allocation		NR Test Freq. (MHz)	NR Test CH.	Tune up	n41
1	High	30	20	DFT-s-OFDM QPSK	Inner_Full	25_12	2679.99	535998	21.50	20.31
2	Middle1	30	20	DFT-s-OFDM QPSK	Inner_Full	25_12	2636.49	527298	21.50	20.39
3	Middle2	30	20	DFT-s-OFDM QPSK	Inner_Full	25_12	2592.99	518598	21.50	20.42
4	Middle3	30	20	DFT-s-OFDM QPSK	Inner_Full	25_12	2549.49	509898	21.50	20.30
5	Low	30	20	DFT-s-OFDM QPSK	Inner_Full	25_12	2506.02	501204	21.50	20.38
6	High	30	100	DFT-s-OFDM QPSK	Inner_Full	135_67	2640	528000	21.50	20.25
7	Middle1	30	100	DFT-s-OFDM QPSK	Inner_Full	135_67	2616.495	523299	21.50	20.33
8	Middle2	30	100	DFT-s-OFDM QPSK	Inner_Full	135_67	2592.99	518598	21.50	20.36
9	Middle3	30	100	DFT-s-OFDM QPSK	Inner_Full	135_67	2569.5	513900	21.50	20.24
10	Low	30	100	DFT-s-OFDM QPSK	Inner_Full	135_67	2546.01	509202	21.50	20.32

According to the table above, the maximum power configuration is selected as the default test configuration

No.	Test Freq Description	5G-n41							Power Results (dBm)	
		SCS (kHz)	NR BW (MHz)	Modulation	RB allocation		NR Test Freq. (MHz)	NR Test CH.	Tune up	n41
1	Middle2	30	20	DFT-s-OFDM Pi/2 BPSK1	Inner_Full	25_12	2592.99	518598	21.50	20.39
2	Middle2	30	20	DFT-s-OFDM 16QAM	Inner_Full	25_12	2592.99	518598	21.50	20.40
3	Middle2	30	20	DFT-s-OFDM 64QAM	Inner_Full	25_12	2592.99	518598	21.50	20.30
4	Middle2	30	20	DFT-s-OFDM 256QAM	Inner_Full	25_12	2592.99	518598	21.00	19.75
5	Middle2	30	20	CP-OFDM QPSK	Inner_Full	25_12	2592.99	518598	21.50	20.28
6	Middle2	30	20	CP-OFDM 16QAM	Inner_Full	25_12	2592.99	518598	21.50	20.26
7	Middle2	30	20	CP-OFDM 64QAM	Inner_Full	25_12	2592.99	518598	21.50	20.25
8	Middle2	30	20	CP-OFDM 256QAM	Inner_Full	25_12	2592.99	518598	19.00	17.71
9	Middle	30	20	DFT-s-OFDM QPSK	Edge_Full_Right	2@49	2592.99	518598	21.50	20.20
10	Middle	30	20	DFT-s-OFDM QPSK	Edge_Full_Left	2@0	2592.99	518598	21.50	20.25
11	Middle	30	20	DFT-s-OFDM QPSK	Edge_1RB_Right	1@50	2592.99	518598	21.50	20.23
12	Middle	30	20	DFT-s-OFDM QPSK	Edge_1RB_Left	1@0	2592.99	518598	21.50	20.28
13	Middle	30	20	DFT-s-OFDM QPSK	Inner_1RB_Right	1@49	2592.99	518598	21.50	20.23
14	Middle	30	20	DFT-s-OFDM QPSK	Inner_1RB_Left	1_1	2592.99	518598	21.50	20.30
15	Middle	30	20	DFT-s-OFDM QPSK	Outer_Full	50@0	2592.99	518598	21.50	20.20
18	Middle2	30	30	DFT-s-OFDM QPSK	Inner_Full	36_18	2592.99	518598	21.50	20.30
19	Middle2	30	40	DFT-s-OFDM QPSK	Inner_Full	50_25	2592.99	518598	21.50	20.27
20	Middle2	30	50	DFT-s-OFDM QPSK	Inner_Full	64_32	2592.99	518598	21.50	20.32
21	Middle2	30	60	DFT-s-OFDM QPSK	Inner_Full	81_40	2592.99	518598	21.50	20.33
23	Middle2	30	80	DFT-s-OFDM QPSK	Inner_Full	108_54	2592.99	518598	21.50	20.20

N41(ANT4 DSI 8)

No.	Test Freq Description	5G-n41							Power Results (dBm)	
		SCS (kHz)	NR BW (MHz)	Modulation	RB allocation		NR Test Freq. (MHz)	NR Test CH.	Tune up	n41
1	High	30	20	DFT-s-OFDM QPSK	Inner_Full	25_12	2679.99	535998	17.50	16.32
2	Middle1	30	20	DFT-s-OFDM QPSK	Inner_Full	25_12	2636.49	527298	17.50	16.36
3	Middle2	30	20	DFT-s-OFDM QPSK	Inner_Full	25_12	2592.99	518598	17.50	16.38
4	Middle3	30	20	DFT-s-OFDM QPSK	Inner_Full	25_12	2549.49	509898	17.50	16.31
5	Low	30	20	DFT-s-OFDM QPSK	Inner_Full	25_12	2506.02	501204	17.50	16.35
6	High	30	100	DFT-s-OFDM QPSK	Inner_Full	135_67	2640	528000	17.50	16.29
7	Middle1	30	100	DFT-s-OFDM QPSK	Inner_Full	135_67	2616.495	523299	17.50	16.33
8	Middle2	30	100	DFT-s-OFDM QPSK	Inner_Full	135_67	2592.99	518598	17.50	16.35
9	Middle3	30	100	DFT-s-OFDM QPSK	Inner_Full	135_67	2569.5	513900	17.50	16.28
10	Low	30	100	DFT-s-OFDM QPSK	Inner_Full	135_67	2546.01	509202	17.50	16.33

According to the table above, the maximum power configuration is selected as the default test configuration

No.	Test Freq Description	5G-n41							Power Results (dBm)	
		SCS (kHz)	NR BW (MHz)	Modulation	RB allocation		NR Test Freq. (MHz)	NR Test CH.	Tune up	n41
1	Middle2	30	20	DFT-s-OFDM Pi/2 BPSK1	Inner_Full	25_12	2592.99	518598	17.50	16.36
2	Middle2	30	20	DFT-s-OFDM 16QAM	Inner_Full	25_12	2592.99	518598	17.50	16.37
3	Middle2	30	20	DFT-s-OFDM 64QAM	Inner_Full	25_12	2592.99	518598	17.50	16.31
4	Middle2	30	20	DFT-s-OFDM 256QAM	Inner_Full	25_12	2592.99	518598	17.50	16.33
5	Middle2	30	20	CP-OFDM QPSK	Inner_Full	25_12	2592.99	518598	17.50	16.35
6	Middle2	30	20	CP-OFDM 16QAM	Inner_Full	25_12	2592.99	518598	17.50	16.29
7	Middle2	30	20	CP-OFDM 64QAM	Inner_Full	25_12	2592.99	518598	17.50	16.31
8	Middle2	30	20	CP-OFDM 256QAM	Inner_Full	25_12	2592.99	518598	17.50	16.34
9	Middle	30	20	DFT-s-OFDM QPSK	Edge_Full_Right	2@49	2592.99	518598	17.50	16.26
10	Middle	30	20	DFT-s-OFDM QPSK	Edge_Full_Left	2@0	2592.99	518598	17.50	16.29
11	Middle	30	20	DFT-s-OFDM QPSK	Edge_1RB_Right	1@50	2592.99	518598	17.50	16.28
12	Middle	30	20	DFT-s-OFDM QPSK	Edge_1RB_Left	1@0	2592.99	518598	17.50	16.30
13	Middle	30	20	DFT-s-OFDM QPSK	Inner_1RB_Right	1@49	2592.99	518598	17.50	16.28
14	Middle	30	20	DFT-s-OFDM QPSK	Inner_1RB_Left	1_1	2592.99	518598	17.50	16.31
15	Middle	30	20	DFT-s-OFDM QPSK	Outer_Full	50@0	2592.99	518598	17.50	16.26
18	Middle2	30	30	DFT-s-OFDM QPSK	Inner_Full	36_18	2592.99	518598	17.50	16.31
19	Middle2	30	40	DFT-s-OFDM QPSK	Inner_Full	50_25	2592.99	518598	17.50	16.29
20	Middle2	30	50	DFT-s-OFDM QPSK	Inner_Full	64_32	2592.99	518598	17.50	16.33
21	Middle2	30	60	DFT-s-OFDM QPSK	Inner_Full	81_40	2592.99	518598	17.50	16.33
23	Middle2	30	80	DFT-s-OFDM QPSK	Inner_Full	108_54	2592.99	518598	17.50	16.26

N41(ANT4 DSI 13)

No.	Test Freq Description	5G-n41							Power Results (dBm)	
		SCS (kHz)	NR BW (MHz)	Modulation	RB allocation		NR Test Freq. (MHz)	NR Test CH.	Tune up	n41
1	High	30	20	DFT-s-OFDM QPSK	Inner_Full	25_12	2679.99	535998	16.50	15.60
2	Middle1	30	20	DFT-s-OFDM QPSK	Inner_Full	25_12	2636.49	527298	16.50	15.63
3	Middle2	30	20	DFT-s-OFDM QPSK	Inner_Full	25_12	2592.99	518598	16.50	15.65
4	Middle3	30	20	DFT-s-OFDM QPSK	Inner_Full	25_12	2549.49	509898	16.50	15.59
5	Low	30	20	DFT-s-OFDM QPSK	Inner_Full	25_12	2506.02	501204	16.50	15.62
6	High	30	100	DFT-s-OFDM QPSK	Inner_Full	135_67	2640	528000	16.50	15.57
7	Middle1	30	100	DFT-s-OFDM QPSK	Inner_Full	135_67	2616.495	523299	16.50	15.61
8	Middle2	30	100	DFT-s-OFDM QPSK	Inner_Full	135_67	2592.99	518598	16.50	15.62
9	Middle3	30	100	DFT-s-OFDM QPSK	Inner_Full	135_67	2569.5	513900	16.50	15.56
10	Low	30	100	DFT-s-OFDM QPSK	Inner_Full	135_67	2546.01	509202	16.50	15.61

According to the table above, the maximum power configuration is selected as the default test configuration

No.	Test Freq Description	5G-n41							Power Results (dBm)	
		SCS (kHz)	NR BW (MHz)	Modulation	RB allocation		NR Test Freq. (MHz)	NR Test CH.	Tune up	n41
1	Middle2	30	20	DFT-s-OFDM Pi/2 BPSK1	Inner_Full	25_12	2592.99	518598	16.50	15.63
2	Middle2	30	20	DFT-s-OFDM 16QAM	Inner_Full	25_12	2592.99	518598	16.50	15.64
3	Middle2	30	20	DFT-s-OFDM 64QAM	Inner_Full	25_12	2592.99	518598	16.50	15.59
4	Middle2	30	20	DFT-s-OFDM 256QAM	Inner_Full	25_12	2592.99	518598	16.50	15.61
5	Middle2	30	20	CP-OFDM QPSK	Inner_Full	25_12	2592.99	518598	16.50	15.56
6	Middle2	30	20	CP-OFDM 16QAM	Inner_Full	25_12	2592.99	518598	16.50	15.57
7	Middle2	30	20	CP-OFDM 64QAM	Inner_Full	25_12	2592.99	518598	16.50	15.59
8	Middle2	30	20	CP-OFDM 256QAM	Inner_Full	25_12	2592.99	518598	16.50	15.62
9	Middle	30	20	DFT-s-OFDM QPSK	Edge_Full_Right	2@49	2592.99	518598	16.50	15.55
10	Middle	30	20	DFT-s-OFDM QPSK	Edge_Full_Left	2@0	2592.99	518598	16.50	15.57
11	Middle	30	20	DFT-s-OFDM QPSK	Edge_1RB_Right	1@50	2592.99	518598	16.50	15.56
12	Middle	30	20	DFT-s-OFDM QPSK	Edge_1RB_Left	1@0	2592.99	518598	16.50	15.58
13	Middle	30	20	DFT-s-OFDM QPSK	Inner_1RB_Right	1@49	2592.99	518598	16.50	15.56
14	Middle	30	20	DFT-s-OFDM QPSK	Inner_1RB_Left	1_1	2592.99	518598	16.50	15.59
15	Middle	30	20	DFT-s-OFDM QPSK	Outer_Full	50@0	2592.99	518598	16.50	15.55
18	Middle2	30	30	DFT-s-OFDM QPSK	Inner_Full	36_18	2592.99	518598	16.50	15.59
19	Middle2	30	40	DFT-s-OFDM QPSK	Inner_Full	50_25	2592.99	518598	16.50	15.57
20	Middle2	30	50	DFT-s-OFDM QPSK	Inner_Full	64_32	2592.99	518598	16.50	15.61
21	Middle2	30	60	DFT-s-OFDM QPSK	Inner_Full	81_40	2592.99	518598	16.50	15.61
23	Middle2	30	80	DFT-s-OFDM QPSK	Inner_Full	108_54	2592.99	518598	16.50	15.55

N41(ANT2 DSI 3)

No.	Test Freq Description	5G-n41							Power Results (dBm)	
		SCS (kHz)	NR BW (MHz)	Modulation	RB allocation		NR Test Freq. (MHz)	NR Test CH.	Tune up	n41
1	High	30	20	DFT-s-OFDM QPSK	Inner_Full	25_12	2679.99	535998	18.50	17.50
2	Middle1	30	20	DFT-s-OFDM QPSK	Inner_Full	25_12	2636.49	527298	18.50	17.48
3	Middle2	30	20	DFT-s-OFDM QPSK	Inner_Full	25_12	2592.99	518598	18.50	17.54
4	Middle3	30	20	DFT-s-OFDM QPSK	Inner_Full	25_12	2549.49	509898	18.50	17.51
5	Low	30	20	DFT-s-OFDM QPSK	Inner_Full	25_12	2506.02	501204	18.50	17.21
6	High	30	100	DFT-s-OFDM QPSK	Inner_Full	135_67	2640	528000	18.50	17.39
7	Middle1	30	100	DFT-s-OFDM QPSK	Inner_Full	135_67	2616.495	523299	18.50	17.37
8	Middle2	30	100	DFT-s-OFDM QPSK	Inner_Full	135_67	2592.99	518598	18.50	17.43
9	Middle3	30	100	DFT-s-OFDM QPSK	Inner_Full	135_67	2569.5	513900	18.50	17.40
10	Low	30	100	DFT-s-OFDM QPSK	Inner_Full	135_67	2546.01	509202	18.50	17.11

According to the table above, the maximum power configuration is selected as the default test configuration

No.	Test Freq Description	5G-n41							Power Results (dBm)	
		SCS (kHz)	NR BW (MHz)	Modulation	RB allocation		NR Test Freq. (MHz)	NR Test CH.	Tune up	n41
1	Middle2	30	20	DFT-s-OFDM Pi/2 BPSK1	Inner_Full	25_12	2592.99	518598	18.50	17.53
2	Middle2	30	20	DFT-s-OFDM 16QAM	Inner_Full	25_12	2592.99	518598	18.50	17.44
3	Middle2	30	20	DFT-s-OFDM 64QAM	Inner_Full	25_12	2592.99	518598	18.50	17.36
4	Middle2	30	20	DFT-s-OFDM 256QAM	Inner_Full	25_12	2592.99	518598	18.50	17.40
5	Middle2	30	20	CP-OFDM QPSK	Inner_Full	25_12	2592.99	518598	18.50	17.15
6	Middle2	30	20	CP-OFDM 16QAM	Inner_Full	25_12	2592.99	518598	18.50	17.16
7	Middle2	30	20	CP-OFDM 64QAM	Inner_Full	25_12	2592.99	518598	18.50	17.27
8	Middle2	30	20	CP-OFDM 256QAM	Inner_Full	25_12	2592.99	518598	16.50	15.68
9	Middle	30	20	DFT-s-OFDM QPSK	Edge_Full_Right	2@49	2592.99	518598	18.50	17.51
10	Middle	30	20	DFT-s-OFDM QPSK	Edge_Full_Left	2@0	2592.99	518598	18.50	17.50
11	Middle	30	20	DFT-s-OFDM QPSK	Edge_1RB_Right	1@50	2592.99	518598	18.50	17.42
12	Middle	30	20	DFT-s-OFDM QPSK	Edge_1RB_Left	1@0	2592.99	518598	18.50	17.45
13	Middle	30	20	DFT-s-OFDM QPSK	Inner_1RB_Right	1@49	2592.99	518598	18.50	17.27
14	Middle	30	20	DFT-s-OFDM QPSK	Inner_1RB_Left	1_1	2592.99	518598	18.50	17.44
15	Middle	30	20	DFT-s-OFDM QPSK	Outer_Full	50@0	2592.99	518598	18.50	17.30
18	Middle2	30	30	DFT-s-OFDM QPSK	Inner_Full	36_18	2592.99	518598	18.50	17.45
19	Middle2	30	40	DFT-s-OFDM QPSK	Inner_Full	50_25	2592.99	518598	18.50	17.47
20	Middle2	30	50	DFT-s-OFDM QPSK	Inner_Full	64_32	2592.99	518598	18.50	17.44
21	Middle2	30	60	DFT-s-OFDM QPSK	Inner_Full	81_40	2592.99	518598	18.50	17.48
23	Middle2	30	80	DFT-s-OFDM QPSK	Inner_Full	108_54	2592.99	518598	18.50	17.42

N41(ANT2 DSI 8)

No.	Test Freq Description	5G-n41							Power Results (dBm)	
		SCS (kHz)	NR BW (MHz)	Modulation	RB allocation		NR Test Freq. (MHz)	NR Test CH.	Tune up	n41
1	High	30	20	DFT-s-OFDM QPSK	Inner_Full	25_12	2679.99	535998	16.00	15.06
2	Middle1	30	20	DFT-s-OFDM QPSK	Inner_Full	25_12	2636.49	527298	16.00	15.04
3	Middle2	30	20	DFT-s-OFDM QPSK	Inner_Full	25_12	2592.99	518598	16.00	15.09
4	Middle3	30	20	DFT-s-OFDM QPSK	Inner_Full	25_12	2549.49	509898	16.00	15.06
5	Low	30	20	DFT-s-OFDM QPSK	Inner_Full	25_12	2506.02	501204	16.00	14.91
6	High	30	100	DFT-s-OFDM QPSK	Inner_Full	135_67	2640	528000	16.00	14.96
7	Middle1	30	100	DFT-s-OFDM QPSK	Inner_Full	135_67	2616.495	523299	16.00	14.94
8	Middle2	30	100	DFT-s-OFDM QPSK	Inner_Full	135_67	2592.99	518598	16.00	15.00
9	Middle3	30	100	DFT-s-OFDM QPSK	Inner_Full	135_67	2569.5	513900	16.00	14.97
10	Low	30	100	DFT-s-OFDM QPSK	Inner_Full	135_67	2546.01	509202	16.00	14.92

According to the table above, the maximum power configuration is selected as the default test configuration

No.	Test Freq Description	5G-n41							Power Results (dBm)	
		SCS (kHz)	NR BW (MHz)	Modulation	RB allocation		NR Test Freq. (MHz)	NR Test CH.	Tune up	n41
1	Middle2	30	20	DFT-s-OFDM Pi/2 BPSK1	Inner_Full	25_12	2592.99	518598	16.00	15.08
2	Middle2	30	20	DFT-s-OFDM 16QAM	Inner_Full	25_12	2592.99	518598	16.00	15.00
3	Middle2	30	20	DFT-s-OFDM 64QAM	Inner_Full	25_12	2592.99	518598	16.00	15.04
4	Middle2	30	20	DFT-s-OFDM 256QAM	Inner_Full	25_12	2592.99	518598	16.00	15.07
5	Middle2	30	20	CP-OFDM QPSK	Inner_Full	25_12	2592.99	518598	16.00	14.99
6	Middle2	30	20	CP-OFDM 16QAM	Inner_Full	25_12	2592.99	518598	16.00	14.96
7	Middle2	30	20	CP-OFDM 64QAM	Inner_Full	25_12	2592.99	518598	16.00	14.96
8	Middle2	30	20	CP-OFDM 256QAM	Inner_Full	25_12	2592.99	518598	16.00	14.97
9	Middle	30	20	DFT-s-OFDM QPSK	Edge_Full_Right	2@49	2592.99	518598	16.00	15.06
10	Middle	30	20	DFT-s-OFDM QPSK	Edge_Full_Left	2@0	2592.99	518598	16.00	15.06
11	Middle	30	20	DFT-s-OFDM QPSK	Edge_1RB_Right	1@50	2592.99	518598	16.00	14.99
12	Middle	30	20	DFT-s-OFDM QPSK	Edge_1RB_Left	1@0	2592.99	518598	16.00	15.01
13	Middle	30	20	DFT-s-OFDM QPSK	Inner_1RB_Right	1@49	2592.99	518598	16.00	14.86
14	Middle	30	20	DFT-s-OFDM QPSK	Inner_1RB_Left	1_1	2592.99	518598	16.00	15.00
15	Middle	30	20	DFT-s-OFDM QPSK	Outer_Full	50@0	2592.99	518598	16.00	14.88
18	Middle2	30	30	DFT-s-OFDM QPSK	Inner_Full	36_18	2592.99	518598	16.00	15.01
19	Middle2	30	40	DFT-s-OFDM QPSK	Inner_Full	50_25	2592.99	518598	16.00	15.03
20	Middle2	30	50	DFT-s-OFDM QPSK	Inner_Full	64_32	2592.99	518598	16.00	15.00
21	Middle2	30	60	DFT-s-OFDM QPSK	Inner_Full	81_40	2592.99	518598	16.00	15.04
23	Middle2	30	80	DFT-s-OFDM QPSK	Inner_Full	108_54	2592.99	518598	16.00	14.99

N41(ANT2 DSI 13)

No.	Test Freq Description	5G-n41							Power Results (dBm)	
		SCS (kHz)	NR BW (MHz)	Modulation	RB allocation		NR Test Freq. (MHz)	NR Test CH.	Tune up	n41
1	High	30	20	DFT-s-OFDM QPSK	Inner_Full	25_12	2679.99	535998	13.50	12.58
2	Middle1	30	20	DFT-s-OFDM QPSK	Inner_Full	25_12	2636.49	527298	13.50	12.57
3	Middle2	30	20	DFT-s-OFDM QPSK	Inner_Full	25_12	2592.99	518598	13.50	12.61
4	Middle3	30	20	DFT-s-OFDM QPSK	Inner_Full	25_12	2549.49	509898	13.50	12.58
5	Low	30	20	DFT-s-OFDM QPSK	Inner_Full	25_12	2506.02	501204	13.50	12.46
6	High	30	100	DFT-s-OFDM QPSK	Inner_Full	135_67	2640	528000	13.50	12.50
7	Middle1	30	100	DFT-s-OFDM QPSK	Inner_Full	135_67	2616.495	523299	13.50	12.48
8	Middle2	30	100	DFT-s-OFDM QPSK	Inner_Full	135_67	2592.99	518598	13.50	12.53
9	Middle3	30	100	DFT-s-OFDM QPSK	Inner_Full	135_67	2569.5	513900	13.50	12.51
10	Low	30	100	DFT-s-OFDM QPSK	Inner_Full	135_67	2546.01	509202	13.50	12.47

According to the table above, the maximum power configuration is selected as the default test configuration

No.	Test Freq Description	5G-n41							Power Results (dBm)	
		SCS (kHz)	NR BW (MHz)	Modulation	RB allocation		NR Test Freq. (MHz)	NR Test CH.	Tune up	n41
1	Middle2	30	20	DFT-s-OFDM Pi/2 BPSK1	Inner_Full	25_12	2592.99	518598	13.50	12.60
2	Middle2	30	20	DFT-s-OFDM 16QAM	Inner_Full	25_12	2592.99	518598	13.50	12.53
3	Middle2	30	20	DFT-s-OFDM 64QAM	Inner_Full	25_12	2592.99	518598	13.50	12.57
4	Middle2	30	20	DFT-s-OFDM 256QAM	Inner_Full	25_12	2592.99	518598	13.50	12.59
5	Middle2	30	20	CP-OFDM QPSK	Inner_Full	25_12	2592.99	518598	13.50	12.53
6	Middle2	30	20	CP-OFDM 16QAM	Inner_Full	25_12	2592.99	518598	13.50	12.50
7	Middle2	30	20	CP-OFDM 64QAM	Inner_Full	25_12	2592.99	518598	13.50	12.50
8	Middle2	30	20	CP-OFDM 256QAM	Inner_Full	25_12	2592.99	518598	13.50	12.51
9	Middle	30	20	DFT-s-OFDM QPSK	Edge_Full_Right	2@49	2592.99	518598	13.50	12.58
10	Middle	30	20	DFT-s-OFDM QPSK	Edge_Full_Left	2@0	2592.99	518598	13.50	12.58
11	Middle	30	20	DFT-s-OFDM QPSK	Edge_1RB_Right	1@50	2592.99	518598	13.50	12.53
12	Middle	30	20	DFT-s-OFDM QPSK	Edge_1RB_Left	1@0	2592.99	518598	13.50	12.54
13	Middle	30	20	DFT-s-OFDM QPSK	Inner_1RB_Right	1@49	2592.99	518598	13.50	12.42
14	Middle	30	20	DFT-s-OFDM QPSK	Inner_1RB_Left	1_1	2592.99	518598	13.50	12.53
15	Middle	30	20	DFT-s-OFDM QPSK	Outer_Full	50@0	2592.99	518598	13.50	12.43
18	Middle2	30	30	DFT-s-OFDM QPSK	Inner_Full	36_18	2592.99	518598	13.50	12.54
19	Middle2	30	40	DFT-s-OFDM QPSK	Inner_Full	50_25	2592.99	518598	13.50	12.56
20	Middle2	30	50	DFT-s-OFDM QPSK	Inner_Full	64_32	2592.99	518598	13.50	12.53
21	Middle2	30	60	DFT-s-OFDM QPSK	Inner_Full	81_40	2592.99	518598	13.50	12.57
23	Middle2	30	80	DFT-s-OFDM QPSK	Inner_Full	108_54	2592.99	518598	13.50	12.53

N41(ANT0 DSI 3)

No.	Test Freq Description	5G-n41							Power Results (dBm)	
		SCS (kHz)	NR BW (MHz)	Modulation	RB allocation		NR Test Freq. (MHz)	NR Test CH.	Tune up	n41
1	High	30	20	DFT-s-OFDM QPSK	Inner_Full	25_12	2679.99	535998	21.50	20.46
2	Middle1	30	20	DFT-s-OFDM QPSK	Inner_Full	25_12	2636.49	527298	21.50	20.44
3	Middle2	30	20	DFT-s-OFDM QPSK	Inner_Full	25_12	2592.99	518598	21.50	20.48
4	Middle3	30	20	DFT-s-OFDM QPSK	Inner_Full	25_12	2549.49	509898	21.50	20.43
5	Low	30	20	DFT-s-OFDM QPSK	Inner_Full	25_12	2506.02	501204	21.50	20.30
6	High	30	100	DFT-s-OFDM QPSK	Inner_Full	135_67	2640	528000	21.50	20.37
7	Middle1	30	100	DFT-s-OFDM QPSK	Inner_Full	135_67	2616.495	523299	21.50	20.34
8	Middle2	30	100	DFT-s-OFDM QPSK	Inner_Full	135_67	2592.99	518598	21.50	20.30
9	Middle3	30	100	DFT-s-OFDM QPSK	Inner_Full	135_67	2569.5	513900	21.50	20.33
10	Low	30	100	DFT-s-OFDM QPSK	Inner_Full	135_67	2546.01	509202	21.50	20.29

According to the table above, the maximum power configuration is selected as the default test configuration

No.	Test Freq Description	5G-n41							Power Results (dBm)	
		SCS (kHz)	NR BW (MHz)	Modulation	RB allocation		NR Test Freq. (MHz)	NR Test CH.	Tune up	n41
1	Middle2	30	20	DFT-s-OFDM Pi/2 BPSK1	Inner_Full	25_12	2592.99	518598	21.50	20.32
2	Middle2	30	20	DFT-s-OFDM 16QAM	Inner_Full	25_12	2592.99	518598	21.50	20.36
3	Middle2	30	20	DFT-s-OFDM 64QAM	Inner_Full	25_12	2592.99	518598	20.50	19.18
4	Middle2	30	20	DFT-s-OFDM 256QAM	Inner_Full	25_12	2592.99	518598	18.50	17.29
5	Middle2	30	20	CP-OFDM QPSK	Inner_Full	25_12	2592.99	518598	21.50	20.20
6	Middle2	30	20	CP-OFDM 16QAM	Inner_Full	25_12	2592.99	518598	21.00	19.59
7	Middle2	30	20	CP-OFDM 64QAM	Inner_Full	25_12	2592.99	518598	19.50	18.25
8	Middle2	30	20	CP-OFDM 256QAM	Inner_Full	25_12	2592.99	518598	16.50	16.00
9	Middle	30	20	DFT-s-OFDM QPSK	Edge_Full_Right	2@49	2592.99	518598	21.50	20.20
10	Middle	30	20	DFT-s-OFDM QPSK	Edge_Full_Left	2@0	2592.99	518598	21.50	20.25
11	Middle	30	20	DFT-s-OFDM QPSK	Edge_1RB_Right	1@50	2592.99	518598	21.50	20.12
12	Middle	30	20	DFT-s-OFDM QPSK	Edge_1RB_Left	1@0	2592.99	518598	21.50	20.29
13	Middle	30	20	DFT-s-OFDM QPSK	Inner_1RB_Right	1@49	2592.99	518598	21.50	20.30
14	Middle	30	20	DFT-s-OFDM QPSK	Inner_1RB_Left	1_1	2592.99	518598	21.50	20.33
15	Middle	30	20	DFT-s-OFDM QPSK	Outer_Full	50@0	2592.99	518598	21.50	19.95
18	Middle2	30	30	DFT-s-OFDM QPSK	Inner_Full	36_18	2592.99	518598	21.50	20.30
19	Middle2	30	40	DFT-s-OFDM QPSK	Inner_Full	50_25	2592.99	518598	21.50	20.45
20	Middle2	30	50	DFT-s-OFDM QPSK	Inner_Full	64_32	2592.99	518598	21.50	20.32
21	Middle2	30	60	DFT-s-OFDM QPSK	Inner_Full	81_40	2592.99	518598	21.50	20.36
23	Middle2	30	80	DFT-s-OFDM QPSK	Inner_Full	108_54	2592.99	518598	21.50	20.41

N41(ANT0 DSI 8)

No.	Test Freq Description	5G-n41							Power Results (dBm)	
		SCS (kHz)	NR BW (MHz)	Modulation	RB allocation		NR Test Freq. (MHz)	NR Test CH.	Tune up	n41
1	High	30	20	DFT-s-OFDM QPSK	Inner_Full	25_12	2679.99	535998	23.00	21.80
2	Middle1	30	20	DFT-s-OFDM QPSK	Inner_Full	25_12	2636.49	527298	23.00	21.77
3	Middle2	30	20	DFT-s-OFDM QPSK	Inner_Full	25_12	2592.99	518598	23.00	21.82
4	Middle3	30	20	DFT-s-OFDM QPSK	Inner_Full	25_12	2549.49	509898	23.00	21.76
5	Low	30	20	DFT-s-OFDM QPSK	Inner_Full	25_12	2506.02	501204	23.00	21.61
6	High	30	100	DFT-s-OFDM QPSK	Inner_Full	135_67	2640	528000	23.00	21.69
7	Middle1	30	100	DFT-s-OFDM QPSK	Inner_Full	135_67	2616.495	523299	23.00	21.66
8	Middle2	30	100	DFT-s-OFDM QPSK	Inner_Full	135_67	2592.99	518598	23.00	21.61
9	Middle3	30	100	DFT-s-OFDM QPSK	Inner_Full	135_67	2569.5	513900	23.00	21.65
10	Low	30	100	DFT-s-OFDM QPSK	Inner_Full	135_67	2546.01	509202	23.00	21.60

According to the table above, the maximum power configuration is selected as the default test configuration

No.	Test Freq Description	5G-n41							Power Results (dBm)	
		SCS (kHz)	NR BW (MHz)	Modulation	RB allocation		NR Test Freq. (MHz)	NR Test CH.	Tune up	n41
1	Middle2	30	20	DFT-s-OFDM Pi/2 BPSK1	Inner_Full	25_12	2592.99	518598	23.00	21.76
2	Middle2	30	20	DFT-s-OFDM 16QAM	Inner_Full	25_12	2592.99	518598	22.00	20.81
3	Middle2	30	20	DFT-s-OFDM 64QAM	Inner_Full	25_12	2592.99	518598	20.50	19.23
4	Middle2	30	20	DFT-s-OFDM 256QAM	Inner_Full	25_12	2592.99	518598	18.50	17.39
5	Middle2	30	20	CP-OFDM QPSK	Inner_Full	25_12	2592.99	518598	21.50	20.26
6	Middle2	30	20	CP-OFDM 16QAM	Inner_Full	25_12	2592.99	518598	21.00	19.79
7	Middle2	30	20	CP-OFDM 64QAM	Inner_Full	25_12	2592.99	518598	19.50	18.23
8	Middle2	30	20	CP-OFDM 256QAM	Inner_Full	25_12	2592.99	518598	16.50	16.01
9	Middle	30	20	DFT-s-OFDM QPSK	Edge_Full_Right	2@49	2592.99	518598	22.00	20.70
10	Middle	30	20	DFT-s-OFDM QPSK	Edge_Full_Left	2@0	2592.99	518598	22.00	20.75
11	Middle	30	20	DFT-s-OFDM QPSK	Edge_1RB_Right	1@50	2592.99	518598	22.00	20.61
12	Middle	30	20	DFT-s-OFDM QPSK	Edge_1RB_Left	1@0	2592.99	518598	22.00	20.80
13	Middle	30	20	DFT-s-OFDM QPSK	Inner_1RB_Right	1@49	2592.99	518598	23.00	21.61
14	Middle	30	20	DFT-s-OFDM QPSK	Inner_1RB_Left	1_1	2592.99	518598	23.00	21.64
15	Middle	30	20	DFT-s-OFDM QPSK	Outer_Full	50@0	2592.99	518598	22.00	20.54
18	Middle2	30	30	DFT-s-OFDM QPSK	Inner_Full	36_18	2592.99	518598	23.00	21.61
19	Middle2	30	40	DFT-s-OFDM QPSK	Inner_Full	50_25	2592.99	518598	23.00	21.78
20	Middle2	30	50	DFT-s-OFDM QPSK	Inner_Full	64_32	2592.99	518598	23.00	21.63
21	Middle2	30	60	DFT-s-OFDM QPSK	Inner_Full	81_40	2592.99	518598	23.00	21.68
23	Middle2	30	80	DFT-s-OFDM QPSK	Inner_Full	108_54	2592.99	518598	23.00	21.73

N41(ANT0 DSI 13)

No.	Test Freq Description	5G-n41							Power Results (dBm)	
		SCS (kHz)	NR BW (MHz)	Modulation	RB allocation		NR Test Freq. (MHz)	NR Test CH.	Tune up	n41
1	High	30	20	DFT-s-OFDM QPSK	Inner_Full	25_12	2679.99	535998	19.50	18.63
2	Middle1	30	20	DFT-s-OFDM QPSK	Inner_Full	25_12	2636.49	527298	19.50	18.62
3	Middle2	30	20	DFT-s-OFDM QPSK	Inner_Full	25_12	2592.99	518598	19.50	18.65
4	Middle3	30	20	DFT-s-OFDM QPSK	Inner_Full	25_12	2549.49	509898	19.50	18.61
5	Low	30	20	DFT-s-OFDM QPSK	Inner_Full	25_12	2506.02	501204	19.50	18.51
6	High	30	100	DFT-s-OFDM QPSK	Inner_Full	135_67	2640	528000	19.50	18.56
7	Middle1	30	100	DFT-s-OFDM QPSK	Inner_Full	135_67	2616.495	523299	19.50	18.54
8	Middle2	30	100	DFT-s-OFDM QPSK	Inner_Full	135_67	2592.99	518598	19.50	18.51
9	Middle3	30	100	DFT-s-OFDM QPSK	Inner_Full	135_67	2569.5	513900	19.50	18.53
10	Low	30	100	DFT-s-OFDM QPSK	Inner_Full	135_67	2546.01	509202	19.50	18.50

According to the table above, the maximum power configuration is selected as the default test configuration

No.	Test Freq Description	5G-n41							Power Results (dBm)	
		SCS (kHz)	NR BW (MHz)	Modulation	RB allocation		NR Test Freq. (MHz)	NR Test CH.	Tune up	n41
1	Middle2	30	20	DFT-s-OFDM Pi/2 BPSK1	Inner_Full	25_12	2592.99	518598	19.50	18.52
2	Middle2	30	20	DFT-s-OFDM 16QAM	Inner_Full	25_12	2592.99	518598	19.50	18.55
3	Middle2	30	20	DFT-s-OFDM 64QAM	Inner_Full	25_12	2592.99	518598	19.50	18.61
4	Middle2	30	20	DFT-s-OFDM 256QAM	Inner_Full	25_12	2592.99	518598	18.50	17.46
5	Middle2	30	20	CP-OFDM QPSK	Inner_Full	25_12	2592.99	518598	19.50	18.48
6	Middle2	30	20	CP-OFDM 16QAM	Inner_Full	25_12	2592.99	518598	19.50	18.46
7	Middle2	30	20	CP-OFDM 64QAM	Inner_Full	25_12	2592.99	518598	19.50	18.31
8	Middle2	30	20	CP-OFDM 256QAM	Inner_Full	25_12	2592.99	518598	16.50	16.03
9	Middle	30	20	DFT-s-OFDM QPSK	Edge_Full_Right	2@49	2592.99	518598	19.50	18.43
10	Middle	30	20	DFT-s-OFDM QPSK	Edge_Full_Left	2@0	2592.99	518598	19.50	18.47
11	Middle	30	20	DFT-s-OFDM QPSK	Edge_1RB_Right	1@50	2592.99	518598	19.50	18.36
12	Middle	30	20	DFT-s-OFDM QPSK	Edge_1RB_Left	1@0	2592.99	518598	19.50	18.50
13	Middle	30	20	DFT-s-OFDM QPSK	Inner_1RB_Right	1@49	2592.99	518598	19.50	18.51
14	Middle	30	20	DFT-s-OFDM QPSK	Inner_1RB_Left	1_1	2592.99	518598	19.50	18.53
15	Middle	30	20	DFT-s-OFDM QPSK	Outer_Full	50@0	2592.99	518598	19.50	18.22
18	Middle2	30	30	DFT-s-OFDM QPSK	Inner_Full	36_18	2592.99	518598	19.50	18.51
19	Middle2	30	40	DFT-s-OFDM QPSK	Inner_Full	50_25	2592.99	518598	19.50	18.63
20	Middle2	30	50	DFT-s-OFDM QPSK	Inner_Full	64_32	2592.99	518598	19.50	18.52
21	Middle2	30	60	DFT-s-OFDM QPSK	Inner_Full	81_40	2592.99	518598	19.50	18.55
23	Middle2	30	80	DFT-s-OFDM QPSK	Inner_Full	108_54	2592.99	518598	19.50	18.59

N41(ANT5 DSI 3)

No.	Test Freq Description	5G-n41							Power Results (dBm)	
		SCS (kHz)	NR BW (MHz)	Modulation	RB allocation		NR Test Freq. (MHz)	NR Test CH.	Tune up	n41
1	High	30	20	DFT-s-OFDM QPSK	Inner_Full	25_12	2679.99	535998	21.50	19.77
2	Middle1	30	20	DFT-s-OFDM QPSK	Inner_Full	25_12	2636.49	527298	21.50	19.93
3	Middle2	30	20	DFT-s-OFDM QPSK	Inner_Full	25_12	2592.99	518598	21.50	20.24
4	Middle3	30	20	DFT-s-OFDM QPSK	Inner_Full	25_12	2549.49	509898	21.50	19.95
5	Low	30	20	DFT-s-OFDM QPSK	Inner_Full	25_12	2506.02	501204	21.50	20.04
6	High	30	100	DFT-s-OFDM QPSK	Inner_Full	135_67	2640	528000	21.50	19.83
7	Middle1	30	100	DFT-s-OFDM QPSK	Inner_Full	135_67	2616.495	523299	21.50	20.02
8	Middle2	30	100	DFT-s-OFDM QPSK	Inner_Full	135_67	2592.99	518598	21.50	20.03
9	Middle3	30	100	DFT-s-OFDM QPSK	Inner_Full	135_67	2569.5	513900	21.50	19.90
10	Low	30	100	DFT-s-OFDM QPSK	Inner_Full	135_67	2546.01	509202	21.50	19.74

According to the table above, the maximum power configuration is selected as the default test configuration

No.	Test Freq Description	5G-n41							Power Results (dBm)	
		SCS (kHz)	NR BW (MHz)	Modulation	RB allocation		NR Test Freq. (MHz)	NR Test CH.	Tune up	n41
1	Middle2	30	20	DFT-s-OFDM Pi/2 BPSK1	Inner_Full	25_12	2592.99	518598	21.50	20.21
2	Middle2	30	20	DFT-s-OFDM 16QAM	Inner_Full	25_12	2592.99	518598	21.50	20.20
3	Middle2	30	20	DFT-s-OFDM 64QAM	Inner_Full	25_12	2592.99	518598	20.50	19.08
4	Middle2	30	20	DFT-s-OFDM 256QAM	Inner_Full	25_12	2592.99	518598	18.50	17.17
5	Middle2	30	20	CP-OFDM QPSK	Inner_Full	25_12	2592.99	518598	21.50	20.13
6	Middle2	30	20	CP-OFDM 16QAM	Inner_Full	25_12	2592.99	518598	21.00	19.66
7	Middle2	30	20	CP-OFDM 64QAM	Inner_Full	25_12	2592.99	518598	19.50	18.20
8	Middle2	30	20	CP-OFDM 256QAM	Inner_Full	25_12	2592.99	518598	16.50	15.75
9	Middle	30	20	DFT-s-OFDM QPSK	Edge_Full_Right	2@49	2592.99	518598	21.50	20.13
10	Middle	30	20	DFT-s-OFDM QPSK	Edge_Full_Left	2@0	2592.99	518598	21.50	20.01
11	Middle	30	20	DFT-s-OFDM QPSK	Edge_1RB_Right	1@50	2592.99	518598	21.50	19.98
12	Middle	30	20	DFT-s-OFDM QPSK	Edge_1RB_Left	1@0	2592.99	518598	21.50	20.07
13	Middle	30	20	DFT-s-OFDM QPSK	Inner_1RB_Right	1@49	2592.99	518598	21.50	20.00
14	Middle	30	20	DFT-s-OFDM QPSK	Inner_1RB_Left	1_1	2592.99	518598	21.50	20.11
15	Middle	30	20	DFT-s-OFDM QPSK	Outer_Full	50@0	2592.99	518598	21.50	20.05
18	Middle2	30	30	DFT-s-OFDM QPSK	Inner_Full	36_18	2592.99	518598	21.50	20.17
19	Middle2	30	40	DFT-s-OFDM QPSK	Inner_Full	50_25	2592.99	518598	21.50	20.20
20	Middle2	30	50	DFT-s-OFDM QPSK	Inner_Full	64_32	2592.99	518598	21.50	20.13
21	Middle2	30	60	DFT-s-OFDM QPSK	Inner_Full	81_40	2592.99	518598	21.50	20.10
23	Middle2	30	80	DFT-s-OFDM QPSK	Inner_Full	108_54	2592.99	518598	21.50	20.03

N41(ANT5 DSI 8)

No.	Test Freq Description	5G-n41							Power Results (dBm)	
		SCS (kHz)	NR BW (MHz)	Modulation	RB allocation		NR Test Freq. (MHz)	NR Test CH.	Tune up	n41
1	High	30	20	DFT-s-OFDM QPSK	Inner_Full	25_12	2679.99	535998	18.00	16.58
2	Middle1	30	20	DFT-s-OFDM QPSK	Inner_Full	25_12	2636.49	527298	18.00	16.57
3	Middle2	30	20	DFT-s-OFDM QPSK	Inner_Full	25_12	2592.99	518598	18.00	16.66
4	Middle3	30	20	DFT-s-OFDM QPSK	Inner_Full	25_12	2549.49	509898	18.00	16.58
5	Low	30	20	DFT-s-OFDM QPSK	Inner_Full	25_12	2506.02	501204	18.00	16.64
6	High	30	100	DFT-s-OFDM QPSK	Inner_Full	135_67	2640	528000	18.00	16.61
7	Middle1	30	100	DFT-s-OFDM QPSK	Inner_Full	135_67	2616.495	523299	18.00	16.63
8	Middle2	30	100	DFT-s-OFDM QPSK	Inner_Full	135_67	2592.99	518598	18.00	16.53
9	Middle3	30	100	DFT-s-OFDM QPSK	Inner_Full	135_67	2569.5	513900	18.00	16.65
10	Low	30	100	DFT-s-OFDM QPSK	Inner_Full	135_67	2546.01	509202	18.00	16.60

According to the table above, the maximum power configuration is selected as the default test configuration

No.	Test Freq Description	5G-n41							Power Results (dBm)	
		SCS (kHz)	NR BW (MHz)	Modulation	RB allocation		NR Test Freq. (MHz)	NR Test CH.	Tune up	n41
1	Middle2	30	20	DFT-s-OFDM Pi/2 BPSK1	Inner_Full	25_12	2592.99	518598	18.00	16.64
2	Middle2	30	20	DFT-s-OFDM 16QAM	Inner_Full	25_12	2592.99	518598	18.00	16.64
3	Middle2	30	20	DFT-s-OFDM 64QAM	Inner_Full	25_12	2592.99	518598	18.00	16.60
4	Middle2	30	20	DFT-s-OFDM 256QAM	Inner_Full	25_12	2592.99	518598	18.00	16.63
5	Middle2	30	20	CP-OFDM QPSK	Inner_Full	25_12	2592.99	518598	18.00	16.63
6	Middle2	30	20	CP-OFDM 16QAM	Inner_Full	25_12	2592.99	518598	18.00	16.60
7	Middle2	30	20	CP-OFDM 64QAM	Inner_Full	25_12	2592.99	518598	18.00	16.61
8	Middle2	30	20	CP-OFDM 256QAM	Inner_Full	25_12	2592.99	518598	16.50	15.76
9	Middle	30	20	DFT-s-OFDM QPSK	Edge_Full_Right	2@49	2592.99	518598	18.00	16.59
10	Middle	30	20	DFT-s-OFDM QPSK	Edge_Full_Left	2@0	2592.99	518598	18.00	16.52
11	Middle	30	20	DFT-s-OFDM QPSK	Edge_1RB_Right	1@50	2592.99	518598	18.00	16.50
12	Middle	30	20	DFT-s-OFDM QPSK	Edge_1RB_Left	1@0	2592.99	518598	18.00	16.56
13	Middle	30	20	DFT-s-OFDM QPSK	Inner_1RB_Right	1@49	2592.99	518598	18.00	16.52
14	Middle	30	20	DFT-s-OFDM QPSK	Inner_1RB_Left	1_1	2592.99	518598	18.00	16.58
15	Middle	30	20	DFT-s-OFDM QPSK	Outer_Full	50@0	2592.99	518598	18.00	16.55
18	Middle2	30	30	DFT-s-OFDM QPSK	Inner_Full	36_18	2592.99	518598	18.00	16.62
19	Middle2	30	40	DFT-s-OFDM QPSK	Inner_Full	50_25	2592.99	518598	18.00	16.64
20	Middle2	30	50	DFT-s-OFDM QPSK	Inner_Full	64_32	2592.99	518598	18.00	16.59
21	Middle2	30	60	DFT-s-OFDM QPSK	Inner_Full	81_40	2592.99	518598	18.00	16.58
23	Middle2	30	80	DFT-s-OFDM QPSK	Inner_Full	108_54	2592.99	518598	18.00	16.53

N41(ANT5 DSI 13)

No.	Test Freq Description	5G-n41							Power Results (dBm)	
		SCS (kHz)	NR BW (MHz)	Modulation	RB allocation		NR Test Freq. (MHz)	NR Test CH.	Tune up	n41
1	High	30	20	DFT-s-OFDM QPSK	Inner_Full	25_12	2679.99	535998	16.50	15.74
2	Middle1	30	20	DFT-s-OFDM QPSK	Inner_Full	25_12	2636.49	527298	16.50	15.73
3	Middle2	30	20	DFT-s-OFDM QPSK	Inner_Full	25_12	2592.99	518598	16.50	15.85
4	Middle3	30	20	DFT-s-OFDM QPSK	Inner_Full	25_12	2549.49	509898	16.50	15.74
5	Low	30	20	DFT-s-OFDM QPSK	Inner_Full	25_12	2506.02	501204	16.50	15.79
6	High	30	100	DFT-s-OFDM QPSK	Inner_Full	135_67	2640	528000	16.50	15.77
7	Middle1	30	100	DFT-s-OFDM QPSK	Inner_Full	135_67	2616.495	523299	16.50	15.78
8	Middle2	30	100	DFT-s-OFDM QPSK	Inner_Full	135_67	2592.99	518598	16.50	15.70
9	Middle3	30	100	DFT-s-OFDM QPSK	Inner_Full	135_67	2569.5	513900	16.50	15.80
10	Low	30	100	DFT-s-OFDM QPSK	Inner_Full	135_67	2546.01	509202	16.50	15.76

According to the table above, the maximum power configuration is selected as the default test configuration

No.	Test Freq Description	5G-n41							Power Results (dBm)	
		SCS (kHz)	NR BW (MHz)	Modulation	RB allocation		NR Test Freq. (MHz)	NR Test CH.	Tune up	n41
1	Middle2	30	20	DFT-s-OFDM Pi/2 BPSK1	Inner_Full	25_12	2592.99	518598	16.50	15.79
2	Middle2	30	20	DFT-s-OFDM 16QAM	Inner_Full	25_12	2592.99	518598	16.50	15.79
3	Middle2	30	20	DFT-s-OFDM 64QAM	Inner_Full	25_12	2592.99	518598	16.50	15.76
4	Middle2	30	20	DFT-s-OFDM 256QAM	Inner_Full	25_12	2592.99	518598	16.50	15.78
5	Middle2	30	20	CP-OFDM QPSK	Inner_Full	25_12	2592.99	518598	16.50	15.75
6	Middle2	30	20	CP-OFDM 16QAM	Inner_Full	25_12	2592.99	518598	16.50	15.74
7	Middle2	30	20	CP-OFDM 64QAM	Inner_Full	25_12	2592.99	518598	16.50	15.81
8	Middle2	30	20	CP-OFDM 256QAM	Inner_Full	25_12	2592.99	518598	16.50	15.05
9	Middle	30	20	DFT-s-OFDM QPSK	Edge_Full_Right	2@49	2592.99	518598	16.50	15.75
10	Middle	30	20	DFT-s-OFDM QPSK	Edge_Full_Left	2@0	2592.99	518598	16.50	15.69
11	Middle	30	20	DFT-s-OFDM QPSK	Edge_1RB_Right	1@50	2592.99	518598	16.50	15.67
12	Middle	30	20	DFT-s-OFDM QPSK	Edge_1RB_Left	1@0	2592.99	518598	16.50	15.73
13	Middle	30	20	DFT-s-OFDM QPSK	Inner_1RB_Right	1@49	2592.99	518598	16.50	15.69
14	Middle	30	20	DFT-s-OFDM QPSK	Inner_1RB_Left	1_1	2592.99	518598	16.50	15.74
15	Middle	30	20	DFT-s-OFDM QPSK	Outer_Full	50@0	2592.99	518598	16.50	15.72
18	Middle2	30	30	DFT-s-OFDM QPSK	Inner_Full	36_18	2592.99	518598	16.50	15.78
19	Middle2	30	40	DFT-s-OFDM QPSK	Inner_Full	50_25	2592.99	518598	16.50	15.79
20	Middle2	30	50	DFT-s-OFDM QPSK	Inner_Full	64_32	2592.99	518598	16.50	15.75
21	Middle2	30	60	DFT-s-OFDM QPSK	Inner_Full	81_40	2592.99	518598	16.50	15.74
23	Middle2	30	80	DFT-s-OFDM QPSK	Inner_Full	108_54	2592.99	518598	16.50	15.70

N66(ANT0 DSI 3)

No.	Test Freq Description	5G-n66							Power Results (dBm)	
		SCS (kHz)	NR BW (MHz)	Modulation	RB allocation		NR Test Freq. (MHz)	NR Test CH.	Tune up	n66
1	High	15	5	DFT-s-OFDM QPSK	Inner_Full	12_6	1777.5	355500	21.50	20.14
2	Middle	15	5	DFT-s-OFDM QPSK	Inner_Full	12_6	1745	349000	21.50	20.19
3	Low	15	5	DFT-s-OFDM QPSK	Inner_Full	12_6	1712.5	342500	21.50	20.10
4	High	15	40	DFT-s-OFDM QPSK	Inner_Full	108_54	1760	352000	21.50	20.15
5	Middle	15	40	DFT-s-OFDM QPSK	Inner_Full	108_54	1745	349000	21.50	20.03
6	Low	15	40	DFT-s-OFDM QPSK	Inner_Full	108_54	1730	346000	21.50	20.16

According to the table above, the maximum power configuration is selected as the default test configuration

No.	Test Freq Description	5G-n66							Power Results (dBm)	
		SCS (kHz)	NR BW (MHz)	Modulation	RB allocation		NR Test Freq. (MHz)	NR Test CH.	Tune up	n66
1	Middle	15	5	DFT-s-OFDM P1/2 BPSK1	Inner_Full	12_6	1745	349000	21.50	20.15
2	Middle	15	5	DFT-s-OFDM 16QAM	Inner_Full	12_6	1745	349000	21.50	20.08
3	Middle	15	5	DFT-s-OFDM 64QAM	Inner_Full	12_6	1745	349000	21.50	20.17
4	Middle	15	5	DFT-s-OFDM 256QAM	Inner_Full	12_6	1745	349000	20.00	18.64
5	Middle	15	5	CP-OFDM QPSK	Inner_Full	12_6	1745	349000	21.50	20.18
6	Middle	15	5	CP-OFDM 16QAM	Inner_Full	12_6	1745	349000	21.50	20.17
7	Middle	15	5	CP-OFDM 64QAM	Inner_Full	12_6	1745	349000	21.00	19.79
8	Middle	15	5	CP-OFDM 256QAM	Inner_Full	12_6	1745	349000	18.00	16.69
9	Middle	15	5	DFT-s-OFDM QPSK	Edge_Full_Right	2_23	1745	349000	21.50	20.15
10	Middle	15	5	DFT-s-OFDM QPSK	Edge_Full_Left	2_0	1745	349000	21.50	20.09
11	Middle	15	5	DFT-s-OFDM QPSK	Edge_1RB_Right	1_24	1745	349000	21.50	20.14
12	Middle	15	5	DFT-s-OFDM QPSK	Edge_1RB_Left	1_0	1745	349000	21.50	20.13
13	Middle	15	5	DFT-s-OFDM QPSK	Inner_1RB_Right	1_23	1745	349000	21.50	20.18
14	Middle	15	5	DFT-s-OFDM QPSK	Inner_1RB_Left	1_1	1745	349000	21.50	20.00
15	Middle	15	5	DFT-s-OFDM QPSK	Outer_Full	25_0	1745	349000	21.50	20.11
15	Middle	15	10	DFT-s-OFDM QPSK	Inner_Full	25_12	1745	349000	21.50	20.12
18	Middle	15	15	DFT-s-OFDM QPSK	Inner_Full	36_18	1745	349000	21.50	20.13
18	Middle	15	20	DFT-s-OFDM QPSK	Inner_Full	50_25	1745	349000	21.50	20.12
18	Middle	15	25	DFT-s-OFDM QPSK	Inner_Full	64-32	1745	349000	21.50	20.08
18	Middle	15	30	DFT-s-OFDM QPSK	Inner_Full	80_40	1745	349000	21.50	20.17

N66(ANT0 DSI 8)

No.	Test Freq Description	5G-n66							Power Results (dBm)	
		SCS (kHz)	NR BW (MHz)	Modulation	RB allocation		NR Test Freq. (MHz)	NR Test CH.	Tune up	n66
1	High	15	5	DFT-s-OFDM QPSK	Inner_Full	12_6	1777.5	355500	24.50	23.29
2	Middle	15	5	DFT-s-OFDM QPSK	Inner_Full	12_6	1745	349000	24.50	23.35
3	Low	15	5	DFT-s-OFDM QPSK	Inner_Full	12_6	1712.5	342500	24.50	23.25
4	High	15	40	DFT-s-OFDM QPSK	Inner_Full	108_54	1760	352000	24.50	23.30
5	Middle	15	40	DFT-s-OFDM QPSK	Inner_Full	108_54	1745	349000	24.50	23.17
6	Low	15	40	DFT-s-OFDM QPSK	Inner_Full	108_54	1730	346000	24.50	23.31

According to the table above, the maximum power configuration is selected as the default test configuration

No.	Test Freq Description	5G-n66							Power Results (dBm)	
		SCS (kHz)	NR BW (MHz)	Modulation	RB allocation		NR Test Freq. (MHz)	NR Test CH.	Tune up	n28
1	Middle	15	5	DFT-s-OFDM P1/2 BPSK1	Inner_Full	12_6	1745	349000	24.50	23.10
2	Middle	15	5	DFT-s-OFDM 16QAM	Inner_Full	12_6	1745	349000	23.50	22.06
3	Middle	15	5	DFT-s-OFDM 64QAM	Inner_Full	12_6	1745	349000	22.00	20.61
4	Middle	15	5	DFT-s-OFDM 256QAM	Inner_Full	12_6	1745	349000	20.00	18.62
5	Middle	15	5	CP-OFDM QPSK	Inner_Full	12_6	1745	349000	23.00	21.72
6	Middle	15	5	CP-OFDM 16QAM	Inner_Full	12_6	1745	349000	22.50	21.15
7	Middle	15	5	CP-OFDM 64QAM	Inner_Full	12_6	1745	349000	21.00	19.74
8	Middle	15	5	CP-OFDM 256QAM	Inner_Full	12_6	1745	349000	18.00	16.64
9	Middle	15	5	DFT-s-OFDM QPSK	Edge_Full_Right	2_23	1745	349000	23.50	22.23
10	Middle	15	5	DFT-s-OFDM QPSK	Edge_Full_Left	2_0	1745	349000	23.50	22.09
11	Middle	15	5	DFT-s-OFDM QPSK	Edge_1RB_Right	1_24	1745	349000	23.50	22.14
12	Middle	15	5	DFT-s-OFDM QPSK	Edge_1RB_Left	1_0	1745	349000	23.50	22.13
13	Middle	15	5	DFT-s-OFDM QPSK	Inner_1RB_Right	1_23	1745	349000	24.50	23.26
14	Middle	15	5	DFT-s-OFDM QPSK	Inner_1RB_Left	1_1	1745	349000	24.50	23.05
15	Middle	15	5	DFT-s-OFDM QPSK	Outer_Full	25_0	1745	349000	23.50	22.14
15	Middle	15	10	DFT-s-OFDM QPSK	Inner_Full	25_12	1745	349000	24.50	23.19
18	Middle	15	15	DFT-s-OFDM QPSK	Inner_Full	36_18	1745	349000	24.50	23.20
18	Middle	15	20	DFT-s-OFDM QPSK	Inner_Full	50_25	1745	349000	24.50	23.19
18	Middle	15	25	DFT-s-OFDM QPSK	Inner_Full	64-32	1745	349000	24.50	23.15
18	Middle	15	30	DFT-s-OFDM QPSK	Inner_Full	80_40	1745	349000	24.50	23.27

N66(ANT0 DSI 13)

No.	Test Freq Description	5G-n66							Power Results (dBm)	
		SCS (kHz)	NR BW (MHz)	Modulation	RB allocation		NR Test Freq. (MHz)	NR Test CH.	Tune up	n66
1	High	15	5	DFT-s-OFDM QPSK	Inner_Full	12_6	1777.5	355500	19.50	18.17
2	Middle	15	5	DFT-s-OFDM QPSK	Inner_Full	12_6	1745	349000	19.50	18.22
3	Low	15	5	DFT-s-OFDM QPSK	Inner_Full	12_6	1712.5	342500	19.50	18.14
4	High	15	40	DFT-s-OFDM QPSK	Inner_Full	108_54	1760	352000	19.50	18.18
5	Middle	15	40	DFT-s-OFDM QPSK	Inner_Full	108_54	1745	349000	19.50	18.08
6	Low	15	40	DFT-s-OFDM QPSK	Inner_Full	108_54	1730	346000	19.50	18.19

According to the table above, the maximum power configuration is selected as the default test configuration

No.	Test Freq Description	5G-n66							Power Results (dBm)	
		SCS (kHz)	NR BW (MHz)	Modulation	RB allocation		NR Test Freq. (MHz)	NR Test CH.	Tune up	n66
1	Middle	15	5	DFT-s-OFDM P1/2 BPSK1	Inner_Full	12_6	1745	349000	19.50	18.14
2	Middle	15	5	DFT-s-OFDM 16QAM	Inner_Full	12_6	1745	349000	19.50	18.08
3	Middle	15	5	DFT-s-OFDM 64QAM	Inner_Full	12_6	1745	349000	19.50	18.18
4	Middle	15	5	DFT-s-OFDM 256QAM	Inner_Full	12_6	1745	349000	19.50	18.08
5	Middle	15	5	CP-OFDM QPSK	Inner_Full	12_6	1745	349000	19.50	18.17
6	Middle	15	5	CP-OFDM 16QAM	Inner_Full	12_6	1745	349000	19.50	18.19
7	Middle	15	5	CP-OFDM 64QAM	Inner_Full	12_6	1745	349000	19.50	18.21
8	Middle	15	5	CP-OFDM 256QAM	Inner_Full	12_6	1745	349000	18.00	16.64
9	Middle	15	5	DFT-s-OFDM QPSK	Edge_Full_Right	2_23	1745	349000	19.50	18.2
10	Middle	15	5	DFT-s-OFDM QPSK	Edge_Full_Left	2_0	1745	349000	19.50	18.09
11	Middle	15	5	DFT-s-OFDM QPSK	Edge_1RB_Right	1_24	1745	349000	19.50	18.13
12	Middle	15	5	DFT-s-OFDM QPSK	Edge_1RB_Left	1_0	1745	349000	19.50	18.13
13	Middle	15	5	DFT-s-OFDM QPSK	Inner_1RB_Right	1_23	1745	349000	19.50	18.17
14	Middle	15	5	DFT-s-OFDM QPSK	Inner_1RB_Left	1_1	1745	349000	19.50	18.01
15	Middle	15	5	DFT-s-OFDM QPSK	Outer_Full	25_0	1745	349000	19.50	18.03
15	Middle	15	10	DFT-s-OFDM QPSK	Inner_Full	25_12	1745	349000	19.50	18.12
18	Middle	15	15	DFT-s-OFDM QPSK	Inner_Full	36_18	1745	349000	19.50	18.13
18	Middle	15	20	DFT-s-OFDM QPSK	Inner_Full	50_25	1745	349000	19.50	18.12
18	Middle	15	25	DFT-s-OFDM QPSK	Inner_Full	64-32	1745	349000	19.50	18.08
18	Middle	15	30	DFT-s-OFDM QPSK	Inner_Full	80_40	1745	349000	19.50	18.18

N78(ANT8 DSI 3)

No.	Test Freq Description	5G-n78						Power Results (dBm)		
		SCS (kHz)	NR BW (MHz)	Modulation	RB allocation		NR Test Freq. (MHz)	NR Test CH.	Tune up	n78
1	High	30	20	DFT-s-OFDM QPSK	Inner_Full	25_12	3540	636000	17.50	16.33
2	Middle	30	20	DFT-s-OFDM QPSK	Inner_Full	25_12	3500.01	633334	17.50	16.45
6	Low	30	20	DFT-s-OFDM QPSK	Inner_Full	25_12	3460.02	630668	17.50	16.32
7	High	30	100	DFT-s-OFDM QPSK	Inner_Full	135_67	3499.98	633332	17.50	16.17
8	Middle	30	100	DFT-s-OFDM QPSK	Inner_Full	135_67	3500.01	633334	17.50	16.15

According to the table above, the maximum power configuration is selected as the default test configuration

No.	Test Freq Description	5G-n78							Power Results (dBm)	
		SCS (kHz)	NR BW (MHz)	Modulation	RB allocation		NR Test Freq. (MHz)	NR Test CH.	Tune up	n78
1	Middle	30	20	DFT-s-OFDM P1/2 BPSK1	Inner_Full	25_12	3500.01	633334	17.50	16.34
2	Middle	30	20	DFT-s-OFDM 16QAM	Inner_Full	25_12	3500.01	633334	17.50	16.28
3	Middle	30	20	DFT-s-OFDM 64QAM	Inner_Full	25_12	3500.01	633334	17.50	16.23
4	Middle	30	20	DFT-s-OFDM 256QAM	Inner_Full	25_12	3500.01	633334	17.50	16.27
5	Middle	30	20	CP-OFDM QPSK	Inner_Full	25_12	3500.01	633334	17.50	16.31
6	Middle	30	20	CP-OFDM 16QAM	Inner_Full	25_12	3500.01	633334	17.50	16.29
7	Middle	30	20	CP-OFDM 64QAM	Inner_Full	25_12	3500.01	633334	17.50	16.29
8	Middle	30	20	CP-OFDM 256QAM	Inner_Full	25_12	3500.01	633334	17.50	16.30
1	Middle	30	20	DFT-s-OFDM QPSK	Edge_1RB_Right	2@49	3500.01	633334	17.50	16.40
6	Middle	30	20	DFT-s-OFDM QPSK	Edge_1RB_Left	2@0	3500.01	633334	17.50	16.29
9	Middle	30	20	DFT-s-OFDM QPSK	Edge_Full_Right	1@50	3500.01	633334	17.50	16.36
10	Middle	30	20	DFT-s-OFDM QPSK	Edge_Full_Left	1@0	3500.01	633334	17.50	16.40
11	Middle	30	20	DFT-s-OFDM QPSK	Inner_1RB_Right	1@49	3500.01	633334	17.50	16.40
12	Middle	30	20	DFT-s-OFDM QPSK	Inner_1RB_Left	1_1	3500.01	633334	17.50	16.38
13	Middle	30	20	DFT-s-OFDM QPSK	Outer_Full	50@0	3500.01	633334	17.50	16.35
18	Middle-5	30	30	DFT-s-OFDM QPSK	Inner_Full	36_18	3500.01	633334	17.50	16.33
18	Middle-5	30	40	DFT-s-OFDM QPSK	Inner_Full	50_25	3500.01	633334	17.50	16.36
19	Middle-5	30	50	DFT-s-OFDM QPSK	Inner_Full	64_32	3500.01	633334	17.50	16.32
20	Middle-5	30	60	DFT-s-OFDM QPSK	Inner_Full	81_40	3500.01	633334	17.50	16.32
22	Middle-5	30	70	DFT-s-OFDM QPSK	Inner_Full	90_45	3500.01	633334	17.50	16.30
22	Middle-5	30	80	DFT-s-OFDM QPSK	Inner_Full	108_54	3500.01	633334	17.50	16.36
23	Middle-5	30	90	DFT-s-OFDM QPSK	Inner_Full	120_60	3500.01	633334	17.50	16.34

N78(ANT8 DSI 8)

No.	Test Freq Description	5G-n78							Tune up	Power Results (dBm) n78
		SCS (kHz)	NR BW (MHz)	Modulation	RB allocation		NR Test Freq. (MHz)	NR Test CH.		
1	High	30	20	DFT-s-OFDM QPSK	Inner_Full	25_12	3540	636000	16.50	15.70
2	Middle	30	20	DFT-s-OFDM QPSK	Inner_Full	25_12	3500.01	633334	16.50	15.82
6	Low	30	20	DFT-s-OFDM QPSK	Inner_Full	25_12	3460.02	630668	16.50	15.69
7	High	30	100	DFT-s-OFDM QPSK	Inner_Full	135_67	3499.98	633332	16.50	15.55
8	Middle	30	100	DFT-s-OFDM QPSK	Inner_Full	135_67	3500.01	633334	16.50	15.53

According to the table above, the maximum power configuration is selected as the default test configuration

No.	Test Freq Description	5G-n78							Tune up	Power Results (dBm) n78
		SCS (kHz)	NR BW (MHz)	Modulation	RB allocation		NR Test Freq. (MHz)	NR Test CH.		
1	Middle	30	100	DFT-s-OFDM P1/2 BPSK1	Inner_Full	25_12	3500.01	633334	16.50	15.71
2	Middle	30	100	DFT-s-OFDM 16QAM	Inner_Full	25_12	3500.01	633334	16.50	15.66
3	Middle	30	100	DFT-s-OFDM 64QAM	Inner_Full	25_12	3500.01	633334	16.50	15.61
4	Middle	30	100	DFT-s-OFDM 256QAM	Inner_Full	25_12	3500.01	633334	16.50	15.65
5	Middle	30	100	CP-OFDM QPSK	Inner_Full	25_12	3500.01	633334	16.50	15.69
6	Middle	30	100	CP-OFDM 16QAM	Inner_Full	25_12	3500.01	633334	16.50	15.67
7	Middle	30	100	CP-OFDM 64QAM	Inner_Full	25_12	3500.01	633334	16.50	15.67
8	Middle	30	100	CP-OFDM 256QAM	Inner_Full	25_12	3500.01	633334	16.50	15.68
1	Middle	30	100	DFT-s-OFDM QPSK	Edge_1RB_Right	2@49	3500.01	633334	16.50	15.77
6	Middle	30	100	DFT-s-OFDM QPSK	Edge_1RB_Left	2@0	3500.01	633334	16.50	15.67
9	Middle	30	100	DFT-s-OFDM QPSK	Edge_Full_Right	1@50	3500.01	633334	16.50	15.73
10	Middle	30	100	DFT-s-OFDM QPSK	Edge_Full_Left	1@0	3500.01	633334	16.50	15.77
11	Middle	30	100	DFT-s-OFDM QPSK	Inner_1RB_Right	1@49	3500.01	633334	16.50	15.77
12	Middle	30	100	DFT-s-OFDM QPSK	Inner_1RB_Left	1_1	3500.01	633334	16.50	15.75
13	Middle	30	100	DFT-s-OFDM QPSK	Outer_Full	50@0	3500.01	633334	16.50	15.72
18	Middle-5	30	30	DFT-s-OFDM QPSK	Inner_Full	36_18	3500.01	633334	16.50	15.70
18	Middle-5	30	40	DFT-s-OFDM QPSK	Inner_Full	50_25	3500.01	633334	16.50	15.73
19	Middle-5	30	50	DFT-s-OFDM QPSK	Inner_Full	64_32	3500.01	633334	16.50	15.69
20	Middle-5	30	60	DFT-s-OFDM QPSK	Inner_Full	81_40	3500.01	633334	16.50	15.69
22	Middle-5	30	70	DFT-s-OFDM QPSK	Inner_Full	90_45	3500.01	633334	16.50	15.68
22	Middle-5	30	80	DFT-s-OFDM QPSK	Inner_Full	108_54	3500.01	633334	16.50	15.73
23	Middle-5	30	90	DFT-s-OFDM QPSK	Inner_Full	120_60	3500.01	633334	16.50	15.71

N78(ANT8 DSI 13)

No.	Test Freq Description	5G-n78							Tune up	Power Results (dBm) n78
		SCS (kHz)	NR BW (MHz)	Modulation	RB allocation		NR Test Freq. (MHz)	NR Test CH.		
1	High	30	20	DFT-s-OFDM QPSK	Inner_Full	25_12	3540	636000	12.50	11.77
2	Middle	30	20	DFT-s-OFDM QPSK	Inner_Full	25_12	3500.01	633334	12.50	11.86
6	Low	30	20	DFT-s-OFDM QPSK	Inner_Full	25_12	3460.02	630668	12.50	11.77
7	High	30	100	DFT-s-OFDM QPSK	Inner_Full	135_67	3499.98	633332	12.50	11.66
8	Middle	30	100	DFT-s-OFDM QPSK	Inner_Full	135_67	3500.01	633334	12.50	11.64

According to the table above, the maximum power configuration is selected as the default test configuration

No.	Test Freq Description	5G-n78							Tune up	Power Results (dBm) n78
		SCS (kHz)	NR BW (MHz)	Modulation	RB allocation		NR Test Freq. (MHz)	NR Test CH.		
1	Middle	30	100	DFT-s-OFDM P1/2 BPSK1	Inner_Full	25_12	3500.01	633334	12.50	11.78
2	Middle	30	100	DFT-s-OFDM 16QAM	Inner_Full	25_12	3500.01	633334	12.50	11.74
3	Middle	30	100	DFT-s-OFDM 64QAM	Inner_Full	25_12	3500.01	633334	12.50	11.70
4	Middle	30	100	DFT-s-OFDM 256QAM	Inner_Full	25_12	3500.01	633334	12.50	11.73
5	Middle	30	100	CP-OFDM QPSK	Inner_Full	25_12	3500.01	633334	12.50	11.76
6	Middle	30	100	CP-OFDM 16QAM	Inner_Full	25_12	3500.01	633334	12.50	11.74
7	Middle	30	100	CP-OFDM 64QAM	Inner_Full	25_12	3500.01	633334	12.50	11.74
8	Middle	30	100	CP-OFDM 256QAM	Inner_Full	25_12	3500.01	633334	12.50	11.75
1	Middle	30	100	DFT-s-OFDM QPSK	Edge_1RB_Right	2@49	3500.01	633334	12.50	11.82
6	Middle	30	100	DFT-s-OFDM QPSK	Edge_1RB_Left	2@0	3500.01	633334	12.50	11.74
9	Middle	30	100	DFT-s-OFDM QPSK	Edge_Full_Right	1@50	3500.01	633334	12.50	11.80
10	Middle	30	100	DFT-s-OFDM QPSK	Edge_Full_Left	1@0	3500.01	633334	12.50	11.82
11	Middle	30	100	DFT-s-OFDM QPSK	Inner_1RB_Right	1@49	3500.01	633334	12.50	11.82
12	Middle	30	100	DFT-s-OFDM QPSK	Inner_1RB_Left	1_1	3500.01	633334	12.50	11.81
13	Middle	30	100	DFT-s-OFDM QPSK	Outer_Full	50@0	3500.01	633334	12.50	11.79
18	Middle-5	30	30	DFT-s-OFDM QPSK	Inner_Full	36_18	3500.01	633334	12.50	11.77
18	Middle-5	30	40	DFT-s-OFDM QPSK	Inner_Full	50_25	3500.01	633334	12.50	11.80
19	Middle-5	30	50	DFT-s-OFDM QPSK	Inner_Full	64_32	3500.01	633334	12.50	11.77
20	Middle-5	30	60	DFT-s-OFDM QPSK	Inner_Full	81_40	3500.01	633334	12.50	11.77
22	Middle-5	30	70	DFT-s-OFDM QPSK	Inner_Full	90_45	3500.01	633334	12.50	11.75
22	Middle-5	30	80	DFT-s-OFDM QPSK	Inner_Full	108_54	3500.01	633334	12.50	11.80
23	Middle-5	30	90	DFT-s-OFDM QPSK	Inner_Full	120_60	3500.01	633334	12.50	11.78

N78(ANT10 DSI 3)

No.	Test Freq Description	5G-n78						Tune up	Power Results (dBm)	
		SCS (kHz)	NR BW (MHz)	Modulation	RB allocation		NR Test Freq. (MHz)			NR Test CH.
1	High	30	20	DFT-s-OFDM QPSK	Inner_Full	25_12	3540	636000	21.50	20.03
2	Middle	30	20	DFT-s-OFDM QPSK	Inner_Full	25_12	3500.01	633334	21.50	20.04
6	Low	30	20	DFT-s-OFDM QPSK	Inner_Full	25_12	3460.02	630668	21.50	19.70
7	High	30	100	DFT-s-OFDM QPSK	Inner_Full	135_67	3499.98	633332	21.50	19.73
8	Middle	30	100	DFT-s-OFDM QPSK	Inner_Full	135_67	3500.01	633334	21.50	19.74

According to the table above, the maximum power configuration is selected as the default test configuration

No.	Test Freq Description	5G-n78						Tune up	Power Results (dBm)	
		SCS (kHz)	NR BW (MHz)	Modulation	RB allocation		NR Test Freq. (MHz)			NR Test CH.
1	Middle	30	100	DFT-s-OFDM P1/2 BPSK1	Inner_Full	25_12	3500.01	633334	21.50	19.92
2	Middle	30	100	DFT-s-OFDM 16QAM	Inner_Full	25_12	3500.01	633334	21.50	19.93
3	Middle	30	100	DFT-s-OFDM 64QAM	Inner_Full	25_12	3500.01	633334	21.50	19.88
4	Middle	30	100	DFT-s-OFDM 256QAM	Inner_Full	25_12	3500.01	633334	21.00	19.47
5	Middle	30	100	CP-OFDM QPSK	Inner_Full	25_12	3500.01	633334	21.50	19.97
6	Middle	30	100	CP-OFDM 16QAM	Inner_Full	25_12	3500.01	633334	21.50	19.95
7	Middle	30	100	CP-OFDM 64QAM	Inner_Full	25_12	3500.01	633334	21.50	20.00
8	Middle	30	100	CP-OFDM 256QAM	Inner_Full	25_12	3500.01	633334	19.00	17.44
1	Middle	30	100	DFT-s-OFDM QPSK	Edge_1RB_Right	2@49	3500.01	633334	21.50	20.01
6	Middle	30	100	DFT-s-OFDM QPSK	Edge_1RB_Left	2@0	3500.01	633334	21.50	19.87
9	Middle	30	100	DFT-s-OFDM QPSK	Edge_Full_Right	1@50	3500.01	633334	21.50	20.01
10	Middle	30	100	DFT-s-OFDM QPSK	Edge_Full_Left	1@0	3500.01	633334	21.50	19.91
11	Middle	30	100	DFT-s-OFDM QPSK	Inner_1RB_Right	1@49	3500.01	633334	21.50	19.95
12	Middle	30	100	DFT-s-OFDM QPSK	Inner_1RB_Left	1_1	3500.01	633334	21.50	19.90
13	Middle	30	100	DFT-s-OFDM QPSK	Outer_Full	50@0	3500.01	633334	21.50	19.86
18	Middle-5	30	30	DFT-s-OFDM QPSK	Inner_Full	36_18	3500.01	633334	21.50	19.94
18	Middle-5	30	40	DFT-s-OFDM QPSK	Inner_Full	50_25	3500.01	633334	21.50	19.97
19	Middle-5	30	50	DFT-s-OFDM QPSK	Inner_Full	64_32	3500.01	633334	21.50	19.94
20	Middle-5	30	60	DFT-s-OFDM QPSK	Inner_Full	81_40	3500.01	633334	21.50	19.99
22	Middle-5	30	70	DFT-s-OFDM QPSK	Inner_Full	90_45	3500.01	633334	21.50	19.97
22	Middle-5	30	80	DFT-s-OFDM QPSK	Inner_Full	108_54	3500.01	633334	21.50	19.9
23	Middle-5	30	90	DFT-s-OFDM QPSK	Inner_Full	120_60	3500.01	633334	21.50	19.92

N78(ANT10 DSI 8)

No.	Test Freq Description	5G-n78						Tune up	Power Results (dBm)	
		SCS (kHz)	NR BW (MHz)	Modulation	RB allocation		NR Test Freq. (MHz)			NR Test CH.
1	High	30	20	DFT-s-OFDM QPSK	Inner_Full	25_12	3540	636000	20.50	18.91
2	Middle	30	20	DFT-s-OFDM QPSK	Inner_Full	25_12	3500.01	633334	20.50	18.92
6	Low	30	20	DFT-s-OFDM QPSK	Inner_Full	25_12	3460.02	630668	20.50	18.60
7	High	30	100	DFT-s-OFDM QPSK	Inner_Full	135_67	3499.98	633332	20.50	18.63
8	Middle	30	100	DFT-s-OFDM QPSK	Inner_Full	135_67	3500.01	633334	20.50	18.64

According to the table above, the maximum power configuration is selected as the default test configuration

No.	Test Freq Description	5G-n78						Tune up	Power Results (dBm)	
		SCS (kHz)	NR BW (MHz)	Modulation	RB allocation		NR Test Freq. (MHz)			NR Test CH.
1	Middle	30	100	DFT-s-OFDM P1/2 BPSK1	Inner_Full	25_12	3500.01	633334	20.50	18.81
2	Middle	30	100	DFT-s-OFDM 16QAM	Inner_Full	25_12	3500.01	633334	20.50	18.82
3	Middle	30	100	DFT-s-OFDM 64QAM	Inner_Full	25_12	3500.01	633334	20.50	18.77
4	Middle	30	100	DFT-s-OFDM 256QAM	Inner_Full	25_12	3500.01	633334	20.50	18.83
5	Middle	30	100	CP-OFDM QPSK	Inner_Full	25_12	3500.01	633334	20.50	18.85
6	Middle	30	100	CP-OFDM 16QAM	Inner_Full	25_12	3500.01	633334	20.50	18.84
7	Middle	30	100	CP-OFDM 64QAM	Inner_Full	25_12	3500.01	633334	20.50	18.88
8	Middle	30	100	CP-OFDM 256QAM	Inner_Full	25_12	3500.01	633334	19.00	17.37
1	Middle	30	100	DFT-s-OFDM QPSK	Edge_1RB_Right	2@49	3500.01	633334	20.50	18.89
6	Middle	30	100	DFT-s-OFDM QPSK	Edge_1RB_Left	2@0	3500.01	633334	20.50	18.76
9	Middle	30	100	DFT-s-OFDM QPSK	Edge_Full_Right	1@50	3500.01	633334	20.50	18.89
10	Middle	30	100	DFT-s-OFDM QPSK	Edge_Full_Left	1@0	3500.01	633334	20.50	18.80
11	Middle	30	100	DFT-s-OFDM QPSK	Inner_1RB_Right	1@49	3500.01	633334	20.50	18.84
12	Middle	30	100	DFT-s-OFDM QPSK	Inner_1RB_Left	1_1	3500.01	633334	20.50	18.79
13	Middle	30	100	DFT-s-OFDM QPSK	Outer_Full	50@0	3500.01	633334	20.50	18.75
18	Middle-5	30	30	DFT-s-OFDM QPSK	Inner_Full	36_18	3500.01	633334	20.50	18.83
18	Middle-5	30	40	DFT-s-OFDM QPSK	Inner_Full	50_25	3500.01	633334	20.50	18.85
19	Middle-5	30	50	DFT-s-OFDM QPSK	Inner_Full	64_32	3500.01	633334	20.50	18.83
20	Middle-5	30	60	DFT-s-OFDM QPSK	Inner_Full	81_40	3500.01	633334	20.50	18.87
22	Middle-5	30	70	DFT-s-OFDM QPSK	Inner_Full	90_45	3500.01	633334	20.50	18.85
22	Middle-5	30	80	DFT-s-OFDM QPSK	Inner_Full	108_54	3500.01	633334	20.50	18.79
23	Middle-5	30	90	DFT-s-OFDM QPSK	Inner_Full	120_60	3500.01	633334	20.50	18.81

N78(ANT10 DSI 13)

No.	Test Freq Description	5G-n78						Tune up	Power Results (dBm)	
		SCS (kHz)	NR BW (MHz)	Modulation	RB allocation		NR Test Freq. (MHz)			NR Test CH.
1	High	30	20	DFT-s-OFDM QPSK	Inner_Full	25_12	3540	636000	16.50	15.23
2	Middle	30	20	DFT-s-OFDM QPSK	Inner_Full	25_12	3500.01	633334	16.50	15.24
6	Low	30	20	DFT-s-OFDM QPSK	Inner_Full	25_12	3460.02	630668	16.50	15.00
7	High	30	100	DFT-s-OFDM QPSK	Inner_Full	135_67	3499.98	633332	16.50	15.01
8	Middle	30	100	DFT-s-OFDM QPSK	Inner_Full	135_67	3500.01	633334	16.50	15.01

According to the table above, the maximum power configuration is selected as the default test configuration

No.	Test Freq Description	5G-n78						Tune up	Power Results (dBm)	
		SCS (kHz)	NR BW (MHz)	Modulation	RB allocation		NR Test Freq. (MHz)			NR Test CH.
1	Middle	30	100	DFT-s-OFDM P12 BPSK1	Inner_Full	25_12	3500.01	633334	16.50	15.15
2	Middle	30	100	DFT-s-OFDM 16QAM	Inner_Full	25_12	3500.01	633334	16.50	15.16
3	Middle	30	100	DFT-s-OFDM 64QAM	Inner_Full	25_12	3500.01	633334	16.50	15.12
4	Middle	30	100	DFT-s-OFDM 256QAM	Inner_Full	25_12	3500.01	633334	16.50	15.17
5	Middle	30	100	CP-OFDM QPSK	Inner_Full	25_12	3500.01	633334	16.50	15.18
6	Middle	30	100	CP-OFDM 16QAM	Inner_Full	25_12	3500.01	633334	16.50	15.18
7	Middle	30	100	CP-OFDM 64QAM	Inner_Full	25_12	3500.01	633334	16.50	15.21
8	Middle	30	100	CP-OFDM 256QAM	Inner_Full	25_12	3500.01	633334	16.50	15.12
1	Middle	30	100	DFT-s-OFDM QPSK	Edge_1RB_Right	2@49	3500.01	633334	16.50	15.22
6	Middle	30	100	DFT-s-OFDM QPSK	Edge_1RB_Left	2@0	3500.01	633334	16.50	15.11
9	Middle	30	100	DFT-s-OFDM QPSK	Edge_Full_Right	1@50	3500.01	633334	16.50	15.22
10	Middle	30	100	DFT-s-OFDM QPSK	Edge_Full_Left	1@0	3500.01	633334	16.50	15.14
11	Middle	30	100	DFT-s-OFDM QPSK	Inner_1RB_Right	1@49	3500.01	633334	16.50	15.18
12	Middle	30	100	DFT-s-OFDM QPSK	Inner_1RB_Left	1_1	3500.01	633334	16.50	15.14
13	Middle	30	100	DFT-s-OFDM QPSK	Outer_Full	50@0	3500.01	633334	16.50	15.10
18	Middle-5	30	30	DFT-s-OFDM QPSK	Inner_Full	36_18	3500.01	633334	16.50	15.17
18	Middle-5	30	40	DFT-s-OFDM QPSK	Inner_Full	50_25	3500.01	633334	16.50	15.18
19	Middle-5	30	50	DFT-s-OFDM QPSK	Inner_Full	64_32	3500.01	633334	16.50	15.17
20	Middle-5	30	60	DFT-s-OFDM QPSK	Inner_Full	81_40	3500.01	633334	16.50	15.2
22	Middle-5	30	70	DFT-s-OFDM QPSK	Inner_Full	90_45	3500.01	633334	16.50	15.18
22	Middle-5	30	80	DFT-s-OFDM QPSK	Inner_Full	108_54	3500.01	633334	16.50	15.14
23	Middle-5	30	90	DFT-s-OFDM QPSK	Inner_Full	120_60	3500.01	633334	16.50	15.15

N78(ANT7 DSI 3)

No.	Test Freq Description	5G-n78						Tune up	Power Results (dBm)	
		SCS (kHz)	NR BW (MHz)	Modulation	RB allocation		NR Test Freq. (MHz)			NR Test CH.
1	High	30	20	DFT-s-OFDM QPSK	Inner_Full	25_12	3540	636000	19.50	18.17
2	Middle	30	20	DFT-s-OFDM QPSK	Inner_Full	25_12	3500.01	633334	19.50	18.32
6	Low	30	20	DFT-s-OFDM QPSK	Inner_Full	25_12	3460.02	630668	19.50	18.25
7	High	30	100	DFT-s-OFDM QPSK	Inner_Full	135_67	3499.98	633332	19.50	18.02
8	Middle	30	100	DFT-s-OFDM QPSK	Inner_Full	135_67	3500.01	633334	19.50	18.05

According to the table above, the maximum power configuration is selected as the default test configuration

No.	Test Freq Description	5G-n78						Tune up	Power Results (dBm)	
		SCS (kHz)	NR BW (MHz)	Modulation	RB allocation		NR Test Freq. (MHz)			NR Test CH.
1	Middle	30	100	DFT-s-OFDM P12 BPSK1	Inner_Full	25_12	3500.01	633334	19.50	18.19
2	Middle	30	100	DFT-s-OFDM 16QAM	Inner_Full	25_12	3500.01	633334	19.50	18.27
3	Middle	30	100	DFT-s-OFDM 64QAM	Inner_Full	25_12	3500.01	633334	19.50	18.14
4	Middle	30	100	DFT-s-OFDM 256QAM	Inner_Full	25_12	3500.01	633334	19.50	18.21
5	Middle	30	100	CP-OFDM QPSK	Inner_Full	25_12	3500.01	633334	19.50	18.23
6	Middle	30	100	CP-OFDM 16QAM	Inner_Full	25_12	3500.01	633334	19.50	18.27
7	Middle	30	100	CP-OFDM 64QAM	Inner_Full	25_12	3500.01	633334	19.50	18.23
8	Middle	30	100	CP-OFDM 256QAM	Inner_Full	25_12	3500.01	633334	19.50	18.18
1	Middle	30	100	DFT-s-OFDM QPSK	Edge_1RB_Right	2@49	3500.01	633334	19.50	18.28
6	Middle	30	100	DFT-s-OFDM QPSK	Edge_1RB_Left	2@0	3500.01	633334	19.50	18.28
9	Middle	30	100	DFT-s-OFDM QPSK	Edge_Full_Right	1@50	3500.01	633334	19.50	18.24
10	Middle	30	100	DFT-s-OFDM QPSK	Edge_Full_Left	1@0	3500.01	633334	19.50	18.18
11	Middle	30	100	DFT-s-OFDM QPSK	Inner_1RB_Right	1@49	3500.01	633334	19.50	18.21
12	Middle	30	100	DFT-s-OFDM QPSK	Inner_1RB_Left	1_1	3500.01	633334	19.50	18.22
13	Middle	30	100	DFT-s-OFDM QPSK	Outer_Full	50@0	3500.01	633334	19.50	18.23
18	Middle-5	30	30	DFT-s-OFDM QPSK	Inner_Full	36_18	3500.01	633334	19.50	18.19
18	Middle-5	30	40	DFT-s-OFDM QPSK	Inner_Full	50_25	3500.01	633334	19.50	18.26
19	Middle-5	30	50	DFT-s-OFDM QPSK	Inner_Full	64_32	3500.01	633334	19.50	18.24
20	Middle-5	30	60	DFT-s-OFDM QPSK	Inner_Full	81_40	3500.01	633334	19.50	18.28
22	Middle-5	30	70	DFT-s-OFDM QPSK	Inner_Full	90_45	3500.01	633334	19.50	18.23
22	Middle-5	30	80	DFT-s-OFDM QPSK	Inner_Full	108_54	3500.01	633334	19.50	18.23
23	Middle-5	30	90	DFT-s-OFDM QPSK	Inner_Full	120_60	3500.01	633334	19.50	18.22

N78(ANT7 DSI 8)

No.	Test Freq Description	5G-n78						NR Test Freq. (MHz)	NR Test CH.	Tune up	Power Results (dBm) n78
		SCS (kHz)	NR BW (MHz)	Modulation	RB allocation		NR Test Freq. (MHz)				
1	High	30	20	DFT-s-OFDM QPSK	Inner_Full	25_12	3540	636000	18.00	16.74	
2	Middle	30	20	DFT-s-OFDM QPSK	Inner_Full	25_12	3500.01	633334	18.00	16.88	
6	Low	30	20	DFT-s-OFDM QPSK	Inner_Full	25_12	3460.02	630668	18.00	16.81	
7	High	30	100	DFT-s-OFDM QPSK	Inner_Full	135_67	3499.98	633332	18.00	16.60	
8	Middle	30	100	DFT-s-OFDM QPSK	Inner_Full	135_67	3500.01	633334	18.00	16.63	

According to the table above, the maximum power configuration is selected as the default test configuration

No.	Test Freq Description	5G-n78						NR Test Freq. (MHz)	NR Test CH.	Tune up	Power Results (dBm) n78
		SCS (kHz)	NR BW (MHz)	Modulation	RB allocation		NR Test Freq. (MHz)				
1	Middle	30	100	DFT-s-OFDM P1/2 BPSK1	Inner_Full	25_12	3500.01	633334	18.00	16.76	
2	Middle	30	100	DFT-s-OFDM 16QAM	Inner_Full	25_12	3500.01	633334	18.00	16.83	
3	Middle	30	100	DFT-s-OFDM 64QAM	Inner_Full	25_12	3500.01	633334	18.00	16.71	
4	Middle	30	100	DFT-s-OFDM 256QAM	Inner_Full	25_12	3500.01	633334	18.00	16.77	
5	Middle	30	100	CP-OFDM QPSK	Inner_Full	25_12	3500.01	633334	18.00	16.79	
6	Middle	30	100	CP-OFDM 16QAM	Inner_Full	25_12	3500.01	633334	18.00	16.83	
7	Middle	30	100	CP-OFDM 64QAM	Inner_Full	25_12	3500.01	633334	18.00	16.79	
8	Middle	30	100	CP-OFDM 256QAM	Inner_Full	25_12	3500.01	633334	18.00	16.75	
1	Middle	30	100	DFT-s-OFDM QPSK	Edge_1RB_Right	2@49	3500.01	633334	18.00	16.84	
6	Middle	30	100	DFT-s-OFDM QPSK	Edge_1RB_Left	2@0	3500.01	633334	18.00	16.84	
9	Middle	30	100	DFT-s-OFDM QPSK	Edge_Full_Right	1@50	3500.01	633334	18.00	16.80	
10	Middle	30	100	DFT-s-OFDM QPSK	Edge_Full_Left	1@0	3500.01	633334	18.00	16.75	
11	Middle	30	100	DFT-s-OFDM QPSK	Inner_1RB_Right	1@49	3500.01	633334	18.00	16.77	
12	Middle	30	100	DFT-s-OFDM QPSK	Inner_1RB_Left	1_1	3500.01	633334	18.00	16.78	
13	Middle	30	100	DFT-s-OFDM QPSK	Outer_Full	50@0	3500.01	633334	18.00	16.86	
18	Middle-5	30	30	DFT-s-OFDM QPSK	Inner_Full	36_18	3500.01	633334	18.00	16.76	
18	Middle-5	30	40	DFT-s-OFDM QPSK	Inner_Full	50_25	3500.01	633334	18.00	16.82	
19	Middle-5	30	50	DFT-s-OFDM QPSK	Inner_Full	64_32	3500.01	633334	18.00	16.8	
20	Middle-5	30	60	DFT-s-OFDM QPSK	Inner_Full	81_40	3500.01	633334	18.00	16.84	
22	Middle-5	30	70	DFT-s-OFDM QPSK	Inner_Full	90_45	3500.01	633334	18.00	16.79	
22	Middle-5	30	80	DFT-s-OFDM QPSK	Inner_Full	108_54	3500.01	633334	18.00	16.79	
23	Middle-5	30	90	DFT-s-OFDM QPSK	Inner_Full	120_60	3500.01	633334	18.00	16.78	

N78(ANT7 DSI 13)

No.	Test Freq Description	5G-n78						NR Test Freq. (MHz)	NR Test CH.	Tune up	Power Results (dBm) n78
		SCS (kHz)	NR BW (MHz)	Modulation	RB allocation		NR Test Freq. (MHz)				
1	High	30	20	DFT-s-OFDM QPSK	Inner_Full	25_12	3540	636000	14.50	13.59	
2	Middle	30	20	DFT-s-OFDM QPSK	Inner_Full	25_12	3500.01	633334	14.50	13.71	
6	Low	30	20	DFT-s-OFDM QPSK	Inner_Full	25_12	3460.02	630668	14.50	13.65	
7	High	30	100	DFT-s-OFDM QPSK	Inner_Full	135_67	3499.98	633332	14.50	13.48	
8	Middle	30	100	DFT-s-OFDM QPSK	Inner_Full	135_67	3500.01	633334	14.50	13.50	

According to the table above, the maximum power configuration is selected as the default test configuration

No.	Test Freq Description	5G-n78						NR Test Freq. (MHz)	NR Test CH.	Tune up	Power Results (dBm) n78
		SCS (kHz)	NR BW (MHz)	Modulation	RB allocation		NR Test Freq. (MHz)				
1	Middle	30	100	DFT-s-OFDM P1/2 BPSK1	Inner_Full	25_12	3500.01	633334	14.50	13.61	
2	Middle	30	100	DFT-s-OFDM 16QAM	Inner_Full	25_12	3500.01	633334	14.50	13.67	
3	Middle	30	100	DFT-s-OFDM 64QAM	Inner_Full	25_12	3500.01	633334	14.50	13.57	
4	Middle	30	100	DFT-s-OFDM 256QAM	Inner_Full	25_12	3500.01	633334	14.50	13.62	
5	Middle	30	100	CP-OFDM QPSK	Inner_Full	25_12	3500.01	633334	14.50	13.64	
6	Middle	30	100	CP-OFDM 16QAM	Inner_Full	25_12	3500.01	633334	14.50	13.67	
7	Middle	30	100	CP-OFDM 64QAM	Inner_Full	25_12	3500.01	633334	14.50	13.64	
8	Middle	30	100	CP-OFDM 256QAM	Inner_Full	25_12	3500.01	633334	14.50	13.60	
1	Middle	30	100	DFT-s-OFDM QPSK	Edge_1RB_Right	2@49	3500.01	633334	14.50	13.67	
6	Middle	30	100	DFT-s-OFDM QPSK	Edge_1RB_Left	2@0	3500.01	633334	14.50	13.67	
9	Middle	30	100	DFT-s-OFDM QPSK	Edge_Full_Right	1@50	3500.01	633334	14.50	13.65	
10	Middle	30	100	DFT-s-OFDM QPSK	Edge_Full_Left	1@0	3500.01	633334	14.50	13.60	
11	Middle	30	100	DFT-s-OFDM QPSK	Inner_1RB_Right	1@49	3500.01	633334	14.50	13.62	
12	Middle	30	100	DFT-s-OFDM QPSK	Inner_1RB_Left	1_1	3500.01	633334	14.50	13.63	
13	Middle	30	100	DFT-s-OFDM QPSK	Outer_Full	50@0	3500.01	633334	14.50	13.69	
18	Middle-5	30	30	DFT-s-OFDM QPSK	Inner_Full	36_18	3500.01	633334	14.50	13.61	
18	Middle-5	30	40	DFT-s-OFDM QPSK	Inner_Full	50_25	3500.01	633334	14.50	13.66	
19	Middle-5	30	50	DFT-s-OFDM QPSK	Inner_Full	64_32	3500.01	633334	14.50	13.65	
20	Middle-5	30	60	DFT-s-OFDM QPSK	Inner_Full	81_40	3500.01	633334	14.50	13.67	
22	Middle-5	30	70	DFT-s-OFDM QPSK	Inner_Full	90_45	3500.01	633334	14.50	13.64	
22	Middle-5	30	80	DFT-s-OFDM QPSK	Inner_Full	108_54	3500.01	633334	14.50	13.64	
23	Middle-5	30	90	DFT-s-OFDM QPSK	Inner_Full	120_60	3500.01	633334	14.50	13.63	

N78(ANT2 DSI 3)

No.	Test Freq Description	5G-n78							Tune up	Power Results (dBm) n78
		SCS (kHz)	NR BW (MHz)	Modulation	RB allocation		NR Test Freq. (MHz)	NR Test CH.		
1	High	30	20	DFT-s-OFDM QPSK	Inner_Full	25_12	3540	636000	20.50	19.21
2	Middle	30	20	DFT-s-OFDM QPSK	Inner_Full	25_12	3500.01	633334	20.50	19.24
6	Low	30	20	DFT-s-OFDM QPSK	Inner_Full	25_12	3460.02	630668	20.50	19.15
7	High	30	100	DFT-s-OFDM QPSK	Inner_Full	135_67	3499.98	633332	20.50	19.04
8	Middle	30	100	DFT-s-OFDM QPSK	Inner_Full	135_67	3500.01	633334	20.50	19.08

According to the table above, the maximum power configuration is selected as the default test configuration

No.	Test Freq Description	5G-n78							Tune up	Power Results (dBm) n78
		SCS (kHz)	NR BW (MHz)	Modulation	RB allocation		NR Test Freq. (MHz)	NR Test CH.		
1	Middle	30	100	DFT-s-OFDM P1/2 BPSK1	Inner_Full	25_12	3500.01	633334	20.50	19.21
2	Middle	30	100	DFT-s-OFDM 16QAM	Inner_Full	25_12	3500.01	633334	20.50	19.14
3	Middle	30	100	DFT-s-OFDM 64QAM	Inner_Full	25_12	3500.01	633334	20.50	19.03
4	Middle	30	100	DFT-s-OFDM 256QAM	Inner_Full	25_12	3500.01	633334	20.50	19.15
5	Middle	30	100	CP-OFDM QPSK	Inner_Full	25_12	3500.01	633334	20.50	19.19
6	Middle	30	100	CP-OFDM 16QAM	Inner_Full	25_12	3500.01	633334	20.50	19.17
7	Middle	30	100	CP-OFDM 64QAM	Inner_Full	25_12	3500.01	633334	20.50	19.16
8	Middle	30	100	CP-OFDM 256QAM	Inner_Full	25_12	3500.01	633334	18.50	17.14
1	Middle	30	100	DFT-s-OFDM QPSK	Edge_1RB_Right	2@49	3500.01	633334	20.50	19.21
6	Middle	30	100	DFT-s-OFDM QPSK	Edge_1RB_Left	2@0	3500.01	633334	20.50	19.21
9	Middle	30	100	DFT-s-OFDM QPSK	Edge_Full_Right	1@50	3500.01	633334	20.50	19.20
10	Middle	30	100	DFT-s-OFDM QPSK	Edge_Full_Left	1@0	3500.01	633334	20.50	19.18
11	Middle	30	100	DFT-s-OFDM QPSK	Inner_1RB_Right	1@49	3500.01	633334	20.50	19.14
12	Middle	30	100	DFT-s-OFDM QPSK	Inner_1RB_Left	1_1	3500.01	633334	20.50	19.16
13	Middle	30	100	DFT-s-OFDM QPSK	Outer_Full	50@0	3500.01	633334	20.50	19.19
18	Middle-5	30	30	DFT-s-OFDM QPSK	Inner_Full	36_18	3500.01	633334	20.50	19.12
18	Middle-5	30	40	DFT-s-OFDM QPSK	Inner_Full	50_25	3500.01	633334	20.50	19.22
19	Middle-5	30	50	DFT-s-OFDM QPSK	Inner_Full	64_32	3500.01	633334	20.50	19.19
20	Middle-5	30	60	DFT-s-OFDM QPSK	Inner_Full	81_40	3500.01	633334	20.50	19.16
22	Middle-5	30	70	DFT-s-OFDM QPSK	Inner_Full	90_45	3500.01	633334	20.50	19.14
22	Middle-5	30	80	DFT-s-OFDM QPSK	Inner_Full	108_54	3500.01	633334	20.50	19.1
23	Middle-5	30	90	DFT-s-OFDM QPSK	Inner_Full	120_60	3500.01	633334	20.50	19.12

N78(ANT2 DSI 8)

No.	Test Freq Description	5G-n78							Tune up	Power Results (dBm) n78
		SCS (kHz)	NR BW (MHz)	Modulation	RB allocation		NR Test Freq. (MHz)	NR Test CH.		
1	High	30	20	DFT-s-OFDM QPSK	Inner_Full	25_12	3540	636000	17.50	16.08
2	Middle	30	20	DFT-s-OFDM QPSK	Inner_Full	25_12	3500.01	633334	17.50	16.11
6	Low	30	20	DFT-s-OFDM QPSK	Inner_Full	25_12	3460.02	630668	17.50	16.03
7	High	30	100	DFT-s-OFDM QPSK	Inner_Full	135_67	3499.98	633332	17.50	15.94
8	Middle	30	100	DFT-s-OFDM QPSK	Inner_Full	135_67	3500.01	633334	17.50	15.98

According to the table above, the maximum power configuration is selected as the default test configuration

No.	Test Freq Description	5G-n78							Tune up	Power Results (dBm) n78
		SCS (kHz)	NR BW (MHz)	Modulation	RB allocation		NR Test Freq. (MHz)	NR Test CH.		
1	Middle	30	100	DFT-s-OFDM P1/2 BPSK1	Inner_Full	25_12	3500.01	633334	17.50	16.08
2	Middle	30	100	DFT-s-OFDM 16QAM	Inner_Full	25_12	3500.01	633334	17.50	16.03
3	Middle	30	100	DFT-s-OFDM 64QAM	Inner_Full	25_12	3500.01	633334	17.50	15.93
4	Middle	30	100	DFT-s-OFDM 256QAM	Inner_Full	25_12	3500.01	633334	17.50	16.03
5	Middle	30	100	CP-OFDM QPSK	Inner_Full	25_12	3500.01	633334	17.50	16.06
6	Middle	30	100	CP-OFDM 16QAM	Inner_Full	25_12	3500.01	633334	17.50	16.05
7	Middle	30	100	CP-OFDM 64QAM	Inner_Full	25_12	3500.01	633334	17.50	16.04
8	Middle	30	100	CP-OFDM 256QAM	Inner_Full	25_12	3500.01	633334	17.50	16.05
1	Middle	30	100	DFT-s-OFDM QPSK	Edge_1RB_Right	2@49	3500.01	633334	17.50	16.08
6	Middle	30	100	DFT-s-OFDM QPSK	Edge_1RB_Left	2@0	3500.01	633334	17.50	16.08
9	Middle	30	100	DFT-s-OFDM QPSK	Edge_Full_Right	1@50	3500.01	633334	17.50	16.08
10	Middle	30	100	DFT-s-OFDM QPSK	Edge_Full_Left	1@0	3500.01	633334	17.50	16.06
11	Middle	30	100	DFT-s-OFDM QPSK	Inner_1RB_Right	1@49	3500.01	633334	17.50	16.03
12	Middle	30	100	DFT-s-OFDM QPSK	Inner_1RB_Left	1_1	3500.01	633334	17.50	16.04
13	Middle	30	100	DFT-s-OFDM QPSK	Outer_Full	50@0	3500.01	633334	17.50	16.07
18	Middle-5	30	30	DFT-s-OFDM QPSK	Inner_Full	36_18	3500.01	633334	17.50	16.01
18	Middle-5	30	40	DFT-s-OFDM QPSK	Inner_Full	50_25	3500.01	633334	17.50	16.09
19	Middle-5	30	50	DFT-s-OFDM QPSK	Inner_Full	64_32	3500.01	633334	17.50	16.07
20	Middle-5	30	60	DFT-s-OFDM QPSK	Inner_Full	81_40	3500.01	633334	17.50	16.04
22	Middle-5	30	70	DFT-s-OFDM QPSK	Inner_Full	90_45	3500.01	633334	17.50	16.03
22	Middle-5	30	80	DFT-s-OFDM QPSK	Inner_Full	108_54	3500.01	633334	17.50	16
23	Middle-5	30	90	DFT-s-OFDM QPSK	Inner_Full	120_60	3500.01	633334	17.50	16.01

N78(ANT2 DSI 13)

No.	Test Freq Description	5G-n78							Tune up	Power Results (dBm) n78
		SCS (kHz)	NR BW (MHz)	Modulation	RB allocation		NR Test Freq. (MHz)	NR Test CH.		
1	High	30	20	DFT-s-OFDM QPSK	Inner_Full	25_12	3540	636000	15.50	14.58
2	Middle	30	20	DFT-s-OFDM QPSK	Inner_Full	25_12	3500.01	633334	15.50	14.61
6	Low	30	20	DFT-s-OFDM QPSK	Inner_Full	25_12	3460.02	630668	15.50	14.54
7	High	30	100	DFT-s-OFDM QPSK	Inner_Full	135_67	3499.98	633332	15.50	14.46
8	Middle	30	100	DFT-s-OFDM QPSK	Inner_Full	135_67	3500.01	633334	15.50	14.49

According to the table above, the maximum power configuration is selected as the default test configuration

No.	Test Freq Description	5G-n78							Tune up	Power Results (dBm) n78
		SCS (kHz)	NR BW (MHz)	Modulation	RB allocation		NR Test Freq. (MHz)	NR Test CH.		
1	Middle	30	100	DFT-s-OFDM P1/2 BPSK1	Inner_Full	25_12	3500.01	633334	15.50	14.58
2	Middle	30	100	DFT-s-OFDM 16QAM	Inner_Full	25_12	3500.01	633334	15.50	14.54
3	Middle	30	100	DFT-s-OFDM 64QAM	Inner_Full	25_12	3500.01	633334	15.50	14.45
4	Middle	30	100	DFT-s-OFDM 256QAM	Inner_Full	25_12	3500.01	633334	15.50	14.54
5	Middle	30	100	CP-OFDM QPSK	Inner_Full	25_12	3500.01	633334	15.50	14.57
6	Middle	30	100	CP-OFDM 16QAM	Inner_Full	25_12	3500.01	633334	15.50	14.56
7	Middle	30	100	CP-OFDM 64QAM	Inner_Full	25_12	3500.01	633334	15.50	14.55
8	Middle	30	100	CP-OFDM 256QAM	Inner_Full	25_12	3500.01	633334	15.50	14.56
1	Middle	30	100	DFT-s-OFDM QPSK	Edge_1RB_Right	2@49	3500.01	633334	15.50	14.58
6	Middle	30	100	DFT-s-OFDM QPSK	Edge_1RB_Left	2@0	3500.01	633334	15.50	14.58
9	Middle	30	100	DFT-s-OFDM QPSK	Edge_Full_Right	1@50	3500.01	633334	15.50	14.58
10	Middle	30	100	DFT-s-OFDM QPSK	Edge_Full_Left	1@0	3500.01	633334	15.50	14.56
11	Middle	30	100	DFT-s-OFDM QPSK	Inner_1RB_Right	1@49	3500.01	633334	15.50	14.54
12	Middle	30	100	DFT-s-OFDM QPSK	Inner_1RB_Left	1_1	3500.01	633334	15.50	14.55
13	Middle	30	100	DFT-s-OFDM QPSK	Outer_Full	50@0	3500.01	633334	15.50	14.57
18	Middle-5	30	30	DFT-s-OFDM QPSK	Inner_Full	36_18	3500.01	633334	15.50	14.52
18	Middle-5	30	40	DFT-s-OFDM QPSK	Inner_Full	50_25	3500.01	633334	15.50	14.59
19	Middle-5	30	50	DFT-s-OFDM QPSK	Inner_Full	64_32	3500.01	633334	15.50	14.57
20	Middle-5	30	60	DFT-s-OFDM QPSK	Inner_Full	81_40	3500.01	633334	15.50	14.55
22	Middle-5	30	70	DFT-s-OFDM QPSK	Inner_Full	90_45	3500.01	633334	15.50	14.54
22	Middle-5	30	80	DFT-s-OFDM QPSK	Inner_Full	108_54	3500.01	633334	15.50	14.5
23	Middle-5	30	90	DFT-s-OFDM QPSK	Inner_Full	120_60	3500.01	633334	15.50	14.52

12.5 Wi-Fi and BT Measurement result

The maximum output power for BT ANT9

Peak Output Power(dBm)	<30dBm	GFSK			EDR2M-4_DQPSK			EDR3M-8DPSK		
		Channel 0	Channel 39	Channel 78	Channel 0	Channel 39	Channel 78	Channel 0	Channel 39	Channel 78
		12.43	13.00	12.61	11.43	11.62	11.50	11.71	11.85	11.67

WIFI Tune up

EUT State	Receiver off		EUT State	Receiver on		EUT State	HOTSPOT	
	11b			11b			11b	
CH	Min (dBm)	Max (dBm)	CH	Min (dBm)	Max (dBm)	CH	Min (dBm)	Max (dBm)
1	13.5	19.5	1	9.0	15.0	1	12.0	18.0
2	13.5	19.5	2	9.0	15.0	2	12.0	18.0
3	13.5	19.5	3	9.0	15.0	3	12.0	18.0
4	13.5	19.5	4	9.0	15.0	4	12.0	18.0
5	13.5	19.5	5	9.0	15.0	5	12.0	18.0
6	13.5	19.5	6	9.0	15.0	6	12.0	18.0
7	13.5	19.5	7	9.0	15.0	7	12.0	18.0
8	13.5	19.5	8	9.0	15.0	8	12.0	18.0
9	13.5	19.5	9	9.0	15.0	9	12.0	18.0
10	13.5	19.5	10	9.0	15.0	10	12.0	18.0
11	13.5	19.5	11	9.0	15.0	11	12.0	18.0

EUT State	Receiver off		EUT State	Receiver on		EUT State	HOTSPOT	
	11g			11g			11g	
CH	Min (dBm)	Max (dBm)	CH	Min (dBm)	Max (dBm)	CH	Min (dBm)	Max (dBm)
1	12.5	19.0	1	8.5	15.0	1	11.5	18.0
2	13.5	20.0	2	8.5	15.0	2	11.5	18.0
3	13.5	20.0	3	8.5	15.0	3	11.5	18.0
4	13.5	20.0	4	8.5	15.0	4	11.5	18.0
5	13.5	20.0	5	8.5	15.0	5	11.5	18.0
6	13.5	20.0	6	8.5	15.0	6	11.5	18.0
7	13.5	20.0	7	8.5	15.0	7	11.5	18.0
8	13.5	20.0	8	8.5	15.0	8	11.5	18.0
9	13.5	20.0	9	8.5	15.0	9	11.5	18.0
10	13.5	20.0	10	8.5	15.0	10	11.5	18.0
11	12.5	19.0	11	8.5	15.0	11	11.5	18.0

EUT State	Receiver off		EUT State	Receiver on		EUT State	HOTSPOT	
	11n 20M			11n 20M			11n 20M	
CH	Min (dBm)	Max (dBm)	CH	Min (dBm)	Max (dBm)	CH	Min (dBm)	Max (dBm)
1	13.0	19.0	1	9.0	15.0	1	12.0	18.0
2	13.5	19.5	2	9.0	15.0	2	12.0	18.0
3	13.5	19.5	3	9.0	15.0	3	12.0	18.0
4	13.5	19.5	4	9.0	15.0	4	12.0	18.0
5	13.5	19.5	5	9.0	15.0	5	12.0	18.0
6	13.5	19.5	6	9.0	15.0	6	12.0	18.0
7	13.5	19.5	7	9.0	15.0	7	12.0	18.0
8	13.5	19.5	8	9.0	15.0	8	12.0	18.0
9	13.5	19.5	9	9.0	15.0	9	12.0	18.0
10	13.5	19.5	10	9.0	15.0	10	12.0	18.0
11	12.5	18.5	11	9.0	15.0	11	12.0	18.0

EUT State	Receiver off		EUT State	Receiver on		EUT State	HOTSPOT	
	11n 40M			11n 40M			11n 40M	
CH	Min (dBm)	Max (dBm)	CH	Min (dBm)	Max (dBm)	CH	Min (dBm)	Max (dBm)
3	10.5	16.5	3	9.0	15.0	3	10.5	16.5
4	10.5	16.5	4	9.0	15.0	4	10.5	16.5
5	12.5	18.5	5	9.0	15.0	5	12.0	18.0
6	12.0	18.0	6	9.0	15.0	6	12.0	18.0
7	11.0	17.0	7	9.0	15.0	7	11.0	17.0
8	10.5	16.5	8	9.0	15.0	8	10.5	16.5
9	10.0	16.0	9	9.0	15.0	9	10.0	16.0

EUT State	Receiver off		EUT State	Receiver on		EUT State	HOTSPOT	
	11a 20M			11a 20M			11a 20M	
CH	Min (dBm)	Max (dBm)	CH	Min (dBm)	Max (dBm)	CH	Min (dBm)	Max (dBm)
36	11.0	17.0	36	5.0	11.0	36	8.0	14.0
40	11.0	17.0	40	5.0	11.0	40	8.0	14.0
44	11.0	17.0	44	5.0	11.0	44	8.0	14.0
48	11.0	17.0	48	5.0	11.0	48	8.0	14.0
52	11.0	17.0	52	5.0	11.0	52	8.0	14.0
56	11.0	17.0	56	5.0	11.0	56	8.0	14.0
60	11.0	17.0	60	5.0	11.0	60	8.0	14.0
64	11.0	17.0	64	5.0	11.0	64	8.0	14.0
100	9.5	15.5	100	5.0	11.0	100	8.0	14.0
104	11.0	17.0	104	5.0	11.0	104	8.0	14.0
108	11.0	17.0	108	5.0	11.0	108	8.0	14.0
112	11.0	17.0	112	5.0	11.0	112	8.0	14.0
116	11.0	17.0	116	5.0	11.0	116	8.0	14.0
120	11.0	17.0	120	5.0	11.0	120	8.0	14.0
124	11.0	17.0	124	5.0	11.0	124	8.0	14.0
128	11.0	17.0	128	5.0	11.0	128	8.0	14.0
132	11.0	17.0	132	5.0	11.0	132	8.0	14.0
136	11.0	17.0	136	5.0	11.0	136	8.0	14.0
140	7.5	13.5	140	5.0	11.0	140	7.5	13.5
144	11.0	17.0	144	5.0	11.0	144	8.0	14.0
149	11.0	17.0	149	5.0	11.0	149	8.0	14.0
153	11.0	17.0	153	5.0	11.0	153	8.0	14.0
157	11.0	17.0	157	5.0	11.0	157	8.0	14.0
161	11.0	17.0	161	5.0	11.0	161	8.0	14.0
165	11.0	17.0	165	5.0	11.0	165	8.0	14.0

EUT State	Receiver off		EUT State	Receiver on		EUT State	HOTSPOT	
	11n 20M			11n 20M			11n 20M	
CH	Min (dBm)	Max (dBm)	CH	Min (dBm)	Max (dBm)	CH	Min (dBm)	Max (dBm)
36	11.0	17.0	36	5.0	11.0	36	8.0	14.0
40	11.0	17.0	40	5.0	11.0	40	8.0	14.0
44	11.0	17.0	44	5.0	11.0	44	8.0	14.0
48	11.0	17.0	48	5.0	11.0	48	8.0	14.0
52	11.0	17.0	52	5.0	11.0	52	8.0	14.0
56	11.0	17.0	56	5.0	11.0	56	8.0	14.0
60	11.0	17.0	60	5.0	11.0	60	8.0	14.0
64	11.0	17.0	64	5.0	11.0	64	8.0	14.0
100	8.5	14.5	100	5.0	11.0	100	8.0	14.0
104	11.0	17.0	104	5.0	11.0	104	8.0	14.0
108	11.0	17.0	108	5.0	11.0	108	8.0	14.0
112	11.0	17.0	112	5.0	11.0	112	8.0	14.0
116	11.0	17.0	116	5.0	11.0	116	8.0	14.0
120	11.0	17.0	120	5.0	11.0	120	8.0	14.0
124	11.0	17.0	124	5.0	11.0	124	8.0	14.0
128	11.0	17.0	128	5.0	11.0	128	8.0	14.0
132	11.0	17.0	132	5.0	11.0	132	8.0	14.0
136	11.0	17.0	136	5.0	11.0	136	8.0	14.0
140	7.5	13.5	140	5.0	11.0	140	7.5	13.5
144	11.0	17.0	144	5.0	11.0	144	8.0	14.0
149	11.0	17.0	149	5.0	11.0	149	8.0	14.0
153	11.0	17.0	153	5.0	11.0	153	8.0	14.0
157	11.0	17.0	157	5.0	11.0	157	8.0	14.0
161	11.0	17.0	161	5.0	11.0	161	8.0	14.0
165	11.0	17.0	165	5.0	11.0	165	8.0	14.0

EUT State	Receiver off		EUT State	Receiver on		EUT State	HOTSPOT	
	11ac 20M			11ac 20M			11ac 20M	
CH	Min (dBm)	Max (dBm)	CH	Min (dBm)	Max (dBm)	CH	Min (dBm)	Max (dBm)
36	11.0	17.0	36	5.0	11.0	36	8.0	14.0
40	11.0	17.0	40	5.0	11.0	40	8.0	14.0
44	11.0	17.0	44	5.0	11.0	44	8.0	14.0
48	11.0	17.0	48	5.0	11.0	48	8.0	14.0
52	11.0	17.0	52	5.0	11.0	52	8.0	14.0
56	11.0	17.0	56	5.0	11.0	56	8.0	14.0
60	11.0	17.0	60	5.0	11.0	60	8.0	14.0
64	11.0	17.0	64	5.0	11.0	64	8.0	14.0
100	8.5	14.5	100	5.0	11.0	100	8.0	14.0
104	11.0	17.0	104	5.0	11.0	104	8.0	14.0
108	11.0	17.0	108	5.0	11.0	108	8.0	14.0
112	11.0	17.0	112	5.0	11.0	112	8.0	14.0
116	11.0	17.0	116	5.0	11.0	116	8.0	14.0
120	11.0	17.0	120	5.0	11.0	120	8.0	14.0
124	11.0	17.0	124	5.0	11.0	124	8.0	14.0
128	11.0	17.0	128	5.0	11.0	128	8.0	14.0
132	11.0	17.0	132	5.0	11.0	132	8.0	14.0
136	11.0	17.0	136	5.0	11.0	136	8.0	14.0
140	7.5	13.5	140	5.0	11.0	140	7.5	13.5
144	11.0	17.0	144	5.0	11.0	144	8.0	14.0
149	11.0	17.0	149	5.0	11.0	149	8.0	14.0
153	11.0	17.0	153	5.0	11.0	153	8.0	14.0
157	11.0	17.0	157	5.0	11.0	157	8.0	14.0
161	11.0	17.0	161	5.0	11.0	161	8.0	14.0
165	11.0	17.0	165	5.0	11.0	165	8.0	14.0

EUT State	Receiver off		EUT State	Receiver on		EUT State	HOTSPOT	
	11n 40M			11n 40M			11n 40M	
CH	Min (dBm)	Max (dBm)	CH	Min (dBm)	Max (dBm)	CH	Min (dBm)	Max (dBm)
38	8.0	14.0	38	5.0	11.0	38	8.0	14.0
46	11.0	17.0	46	5.0	11.0	46	8.0	14.0
54	11.0	17.0	54	5.0	11.0	54	8.0	14.0
62	8.5	14.5	62	5.0	11.0	62	8.0	14.0
102	8.5	14.5	102	5.0	11.0	102	8.0	14.0
110	11.0	17.0	110	5.0	11.0	110	8.0	14.0
118	11.0	17.0	118	5.0	11.0	118	8.0	14.0
126	11.0	17.0	126	5.0	11.0	126	8.0	14.0
134	11.0	17.0	134	5.0	11.0	134	8.0	14.0
142	11.0	17.0	142	5.0	11.0	142	8.0	14.0
151	11.0	17.0	151	5.0	11.0	151	8.0	14.0
159	11.0	17.0	159	5.0	11.0	159	8.0	14.0

EUT State	Receiver off		EUT State	Receiver on		EUT State	HOTSPOT	
	11ac 40M			11ac 40M			11ac 40M	
CH	Min (dBm)	Max (dBm)	CH	Min (dBm)	Max (dBm)	CH	Min (dBm)	Max (dBm)
38	7.5	14.0	38	4.5	11.0	38	7.5	14.0
46	10.5	17.0	46	4.5	11.0	46	7.5	14.0
54	10.5	17.0	54	4.5	11.0	54	7.5	14.0
62	8.0	14.5	62	4.5	11.0	62	7.5	14.0
102	8.0	14.5	102	4.5	11.0	102	7.5	14.0
110	10.5	17.0	110	4.5	11.0	110	7.5	14.0
118	10.5	17.0	118	4.5	11.0	118	7.5	14.0
126	10.5	17.0	126	4.5	11.0	126	7.5	14.0
134	10.5	17.0	134	4.5	11.0	134	7.5	14.0
142	10.5	17.0	142	4.5	11.0	142	7.5	14.0
151	10.5	17.0	151	4.5	11.0	151	7.5	14.0
159	10.5	17.0	159	4.5	11.0	159	7.5	14.0

EUT State	Receiver off		EUT State	Receiver on		EUT State	HOTSPOT	
	11ac 80M			11ac 80M			11ac 80M	
CH	Min (dBm)	Max (dBm)	CH	Min (dBm)	Max (dBm)	CH	Min (dBm)	Max (dBm)
42	5.5	13.5	42	3.0	11.0	42	5.5	13.5
58	4.5	12.5	58	3.0	11.0	58	4.5	12.5
106	6.0	14.0	106	3.0	11.0	106	6.0	14.0
122	9.0	17.0	122	3.0	11.0	122	6.0	14.0
138	9.0	17.0	138	3.0	11.0	138	6.0	14.0
155	9.0	17.0	155	3.0	11.0	155	6.0	14.0

The maximum output power for WiFi 2.4G –Receiver off ANT9

802.11b	Channel\data	1Mbps
WLAN2450	11(2462MHz)	18.35
	6(2437(MHz)	18.16
	1(2412MHz)	18.64
802.11g	Channel\data	6Mbps
WLAN2450	11(2462MHz)	17.40
	6(2437(MHz)	18.24
	1(2412MHz)	17.74
802.11n-20MHz	Channel\data	MCS0
WLAN2450	11(2462MHz)	16.66
	6(2437(MHz)	17.58
	1(2412MHz)	17.64
802.11n-40MHz	Channel\data	MCS0
WLAN2450	9(2452MHz)	15.37
	6(2437MHz)	16.86
	3(2422MHz)	15.84

The maximum output power for WiFi 2.4G –Receiver on ANT9

802.11b	Channel\data	1Mbps
WLAN2450	11(2462MHz)	14.22
	6(2437(MHz)	14.15
	1(2412MHz)	14.30
802.11g	Channel\data	6Mbps
WLAN2450	11(2462MHz)	13.62
	6(2437(MHz)	13.48
	1(2412MHz)	14.02
802.11n-20MHz	Channel\data	MCS0
WLAN2450	11(2462MHz)	13.43
	6(2437(MHz)	13.29
	1(2412MHz)	13.90
802.11n-40MHz	Channel\data	MCS0
WLAN2450	9(2452MHz)	14.39
	6(2437MHz)	14.06
	3(2422MHz)	14.31

The maximum output power for WiFi 2.4G –Hotspot ANT9

802.11b	Channel\data	1Mbps
WLAN2450	11(2462MHz)	16.64
	6(2437(MHz)	16.41
	1(2412MHz)	16.95
802.11g	Channel\data	6Mbps
WLAN2450	11(2462MHz)	16.21
	6(2437(MHz)	16.04
	1(2412MHz)	16.60
802.11n-20MHz	Channel\data	MCS0
WLAN2450	11(2462MHz)	16.15
	6(2437(MHz)	16.02
	1(2412MHz)	16.42

The maximum output power for WiFi 5G –Receiver off ANT6

802.11n(dBm)-40MHz	
Channel\data rate	MCS0
38(5190 MHz)	13.28
46(5230 MHz)	15.66
54(5270 MHz)	15.31
62(5310 MHz)	12.96
802.11ac(dBm)-80MHz	
Channel\data rate	MCS0
106(5530 MHz)	13.62
122(5610 MHz)	16.56
138(5690 MHz)	15.83
155(5775 MHz)	15.83

The maximum output power for WiFi 5G –Receiver on ANT6

802.11ac(dBm)-80MHz	
Channel\data rate	MCS0
42(5210 MHz)	10.50
58(5290 MHz)	10.23
106(5530 MHz)	10.06
122(5610 MHz)	10.10
138(5690 MHz)	9.96
155(5775 MHz)	10.72

The maximum output power for WiFi 5G –Hotspot ANT6

802.11n(dBm)-40MHz	
Channel\data rate	MCS0
38(5190 MHz)	13.68
46(5230 MHz)	13.50
54(5270 MHz)	13.30
62(5310 MHz)	13.28
802.11ac(dBm)-80MHz	
Channel\data rate	MCS0
106(5530 MHz)	12.89
122(5610 MHz)	13.25
138(5690 MHz)	13.11
155(5775 MHz)	13.71

13 Simultaneous TX SAR Considerations

13.1 Transmit Antenna Separation Distances

The detail for transmit antenna separation distances is described in the additional document:

Appendix to test report No.I22Z61813-SEM01

The photos of SAR test

13.2 SAR Measurement Positions

According to the KDB941225 D06 Hot Spot SAR, the edges with less than 2.5 cm distance to the antennas need to be tested for SAR.

Antenna/Sensor-to- DUT sides separation distances						
Mode	Front	Rear	Left edge	Right edge	Top edge	Bottom edge
Ant.0	0mm	0mm	5mm	36mm	150mm	0mm
Ant.1	0mm	0mm	65mm	0mm	130mm	0mm
Ant.2	0mm	0mm	10mm	60mm	0mm	150mm
Ant.3	0mm	0mm	0mm	70mm	41.4mm	100mm
Ant.4	0mm	0mm	0mm	70mm	0mm	155mm
Ant.5	0mm	0mm	70mm	0mm	0mm	155mm
Ant.6	0mm	0mm	55mm	15mm	0mm	160mm
Ant.7	0mm	0mm	72mm	0mm	20mm	135mm
Ant.8	0mm	0mm	40mm	30mm	0mm	160mm
Ant.9	0mm	0mm	72mm	0mm	30mm	120mm
Ant.10	0mm	0mm	0mm	72mm	30mm	120mm

14 Evaluation of Simultaneous

Test Position	6AR 1g/10g(W/kg)	ANT1	ANT2	ANT2	ANT1	ANT0	ANT2	ANT0	ANT2	ANT0	ANT2	ANT0	ANT2	ANT1	ANT1	ANT4	ANT2	ANT0	ANT4	ANT2	ANT0	ANT5	ANT4	ANT2	ANT0	ANT5	ANT0	MAX. SAR 1g
		GSM850	GSM1900	GSM1900	WCDMA50	WCDMA1700	WCDMA1700	WCDMA1900	WCDMA1900	LTE B2	LTE B2	LTE B4	LTE B4	LTE B7	LTE B7	LTE B12	LTE B12	LTE B25	LTE B25	LTE B38	LTE B38	LTE B38	LTE B38	LTE B38	LTE B41	LTE B41	LTE B41	LTE B41
Head	Left Cheek	0.147	0.105	0.414	0.286	0.155	0.430	0.178	0.462	0.194	0.488	0.146	0.465	0.215	0.510	0.167	0.205	0.239	0.196	0.410	0.051	0.383	0.190	0.426	0.077	0.378	0.101	0.510
	Left Tilt	0.099	0.244	0.295	0.124	0.096	0.252	0.065	0.275	0.092	0.274	0.109	0.262	0.064	0.269	0.125	0.129	0.124	0.291	0.275	0.01	0.469	0.201	0.553	0.01	0.414	0.247	0.501
	Right Cheek	0.190	0.063	0.239	0.240	0.182	0.656	0.068	0.683	0.113	0.210	0.196	0.706	0.090	0.206	0.194	0.224	0.242	0.761	0.654	0.01	0.152	0.261	0.659	0.01	0.187	0.119	0.906
	Right Tilt	0.171	0.033	0.247	0.171	0.067	0.646	0.053	0.832	0.069	0.818	0.072	0.752	0.089	0.959	0.114	0.146	0.166	0.575	0.907	0.01	0.177	0.389	0.910	0.01	0.260	0.055	1.099
Body 10mm	Front	0.198	0.210	0.078	0.335	0.299	0.158	0.291	0.143	0.264	0.193	0.273	0.148	0.267	0.072	0.204	0.287	0.351	0.098	0.083	0.043	0.035	0.108	0.048	0.029	0.039	0.175	0.351
	Rear	0.151	0.295	0.101	0.364	0.360	0.167	0.304	0.157	0.298	0.283	0.282	0.150	0.450	0.104	0.328	0.342	0.401	0.113	0.131	0.074	0.067	0.107	0.068	0.061	0.034	0.237	0.450
	Left	0.101	0.020	/	0.217	0.128	0.063	0.065	0.056	0.111	0.072	0.124	0.065	0.088	0.058	/	/	/	0.173	0.042	0.034	/	/	0.170	0.039	0.041	0.033	0.077
	Right	0.048	/	/	0.217	0.128	0.063	0.056	0.111	0.072	0.124	0.065	0.088	0.058	/	/	/	/	0.118	/	/	0.056	/	0.170	0.039	0.041	0.033	0.077
Body 15mm	Front	0.139	0.150	0.117	0.335	0.172	0.312	0.191	0.385	0.299	0.317	0.241	0.404	0.231	0.251	0.224	0.287	0.351	0.211	0.188	0.043	0.072	0.188	0.107	0.058	0.045	0.181	0.404
	Rear	0.151	0.220	0.182	0.364	0.309	0.355	0.291	0.364	0.389	0.454	0.327	0.431	0.356	0.343	0.328	0.342	0.401	0.222	0.284	0.064	0.079	0.184	0.186	0.094	0.046	0.229	0.584
	Left	/	/	/	/	/	/	/	/	/	/	/	/	/	/	/	/	/	/	/	/	/	/	/	/	/	/	/
	Right	0.062	0.455	/	0.190	0.504	/	0.566	/	0.553	/	0.524	/	0.618	/	0.139	0.168	0.245	/	/	/	0.118	/	0.056	/	0.114	/	0.340
Body 0mm	Top	/	/	/	1.350	/	/	/	/	/	/	/	2.572	/	/	/	/	/	/	/	/	/	/	/	/	/	/	2.572

Test Position	SAR 1g/10g(W/kg)	1	2	3	4
		WWAN	WiFi2.4 ANT9	WiFi5 ANT6	BT ANT9
Head	Left Cheek	0.510	0.224	0.309	0.140
	Left Tilt	0.691	0.101	0.330	0.062
	Right Cheek	0.906	0.054	0.159	0.071
	Right Tilt	1.099	0.048	0.221	0.056
Body 10mm	Front	0.351	0.097	0.084	0.035
	Rear	0.450	0.228	0.197	0.064
	Left	0.173	/	/	/
	Right	0.308	0.233	0.070	0.053
Body 15mm	Top	0.380	/	0.304	/
	Bottom	0.618	/	/	/
Body 0mm	Top	2.572	/	1.304	/

Test Position	SAR 1g/10g(W/kg)	simultaneous transmission			
		1+2	1+3	1+4	1+3+4
Head	Left Cheek	0.734	0.819	0.650	0.959
	Left Tilt	0.792	1.021	0.753	1.083
	Right Cheek	0.960	1.065	0.977	1.136
	Right Tilt	1.147	1.320	1.155	1.376
Body 10mm	Front	0.448	0.436	0.386	0.471
	Rear	0.678	0.646	0.514	0.710
	Left	0.173	0.173	0.173	0.173
	Right	0.541	0.378	0.361	0.431
Body 15mm	Top	0.618	0.618	0.618	0.618
	Bottom	0.380	0.684	0.380	0.684
Body 0mm	Top	2.572	3.876	2.572	3.876

Test Position	SAR 1g/10g(W/kg)	ANT0	ANT2	ANT0	ANT2	ANT4	ANT2	ANT0	ANT5	ANT4	ANT2	ANT0	ANT5	ANT0	ANT8	ANT10	ANT7	ANT2	MAX. SAR 1g
		N2	N2	N7	N7	N38	N38	N38	N38	n41	n41	n41	n41	n66	n77	n77	n77	n77	
Head	Left Cheek	0.162	0.293	0.185	0.291	0.147	0.239	0.132	0.950	0.263	0.298	0.170	0.852	0.214	0.347	0.150	0.564	0.515	0.950
	Left Tilt	0.056	0.380	0.044	0.416	0.139	0.350	0.042	0.835	0.164	0.413	0.062	0.772	0.050	0.527	0.114	0.154	0.668	0.835
	Right Cheek	0.089	0.448	0.093	0.723	0.591	0.421	0.064	0.401	0.547	0.560	0.084	0.342	0.095	0.256	0.542	0.091	0.744	0.744
	Right Tilt	0.066	0.561	0.074	1.059	0.417	0.791	0.061	0.485	0.506	0.732	0.084	0.342	0.055	0.398	0.278	0.057	0.951	1.059
Body 10mm	Front	0.233	0.091	0.181	0.076	0.104	0.063	0.167	0.116	0.077	0.061	0.181	0.110	0.218	0.023	0.047	0.042	0.068	0.233
	Rear	0.347	0.100	0.273	0.107	0.131	0.108	0.249	0.115	0.094	0.102	0.242	0.117	0.286	0.064	0.055	0.084	0.108	0.347
	Left	0.051	0.039	0.109	0.075	0.182	0.050	0.092	/	0.150	0.053	0.089	/	0.093	/	0.110	/	0.025	0.182
	Right	0.481	/	/	/	/	/	/	0.078	/	/	/	0.074	/	/	/	0.179	/	0.179
Body 15mm	Top	/	0.227	/	0.153	0.139	0.176	/	0.227	0.094	0.182	/	0.213	/	0.103	/	0.030	0.166	0.227
	Bottom	0.076	0.261	0.168	0.145	0.179	0.122	0.114	0.215	0.200	0.095	0.145	0.261	0.130	0.075	0.098	0.085	0.116	0.261

Test Position	SAR 1g/10g(W/kg)	1	2	3	4
		WWAN	WiFi2.4 ANT9	WiFi5 ANT6	BT ANT7
Head	Left Cheek	0.950	0.224	0.309	0.140
	Left Tilt	0.835	0.101	0.330	0.062
	Right Cheek	0.744	0.054	0.159	0.071
	Right Tilt	1.059	0.048	0.221	0.056
Body 10mm	Front	0.233	0.097	0.084	0.035
	Rear	0.347	0.228	0.197	0.064
	Left	0.182	/	/	/
	Right	0.179	0.233	0.070	0.053
Body 15mm	Top	0.575	/	0.304	/
	Bottom	0.227	/	/	/
Body 0mm	Top	0.261	0.085	0.161	0.035
	Bottom	0.367	0.141	0.207	0.064

Test Position	SAR 1g/10g(W/kg)	simultaneous transmission			
		1+2	1+3	1+4	1+3+4
Head	Left Cheek	1.174	1.259	1.090	1.399
	Left Tilt	0.936	1.165	0.897	1.227
	Right Cheek	0.798	0.903	0.815	0.974
	Right Tilt	1.107	1.280	1.115	1.336
Body 10mm	Front	0.330	0.317	0.268	0.352
	Rear	0.575	0.544	0.411	0.608
	Left	0.182	0.182	0.182	0.182
	Right	0.412	0.249	0.232	0.302
Body 15mm	Top	0.575	0.575	0.575	0.575
	Bottom	0.227	0.531	0.227	0.531
Body 0mm	Top	0.346	0.422	0.296	0.457
	Bottom	0.508	0.574	0.431	0.638

Note: VoLTE, VoNR or pre-installed VOIP applications are considered.

Conclusion:

According to the above tables, the sum of reported SAR values is < 1.6W/kg. So the simultaneous transmission SAR with volume scans is not required.

15 SAR Test Result

Note:

KDB 447498 D01 General RF Exposure Guidance:

For WWAN: Reported SAR(W/kg)= Measured SAR(W/kg)*Tune-up Scaling Factor

For BT/WLAN: Reported SAR(W/kg)= Measured SAR(W/kg)* Duty Cycle scaling factor * Tune-up scaling factor

Testing of other required channels within the operating mode of a frequency band is not required when the reported 1-g or 10-g SAR for the mid-band or highest output power channel is:

≤ 0.8 W/kg or 2.0 W/kg, for 1-g or 10-g respectively, when the transmission band is ≤ 100 MHz

≤ 0.6 W/kg or 1.5 W/kg, for 1-g or 10-g respectively, when the transmission band is between 100 MHz and 200 MHz

≤ 0.4 W/kg or 1.0 W/kg, for 1-g or 10-g respectively, when the transmission band is ≥ 200 MHz

KDB 648474 D04 Handset SAR:

With headset attached, when the reported SAR for body-worn accessory, measured without a headset connected to the handset, is > 1.2 W/kg, the highest reported SAR configuration for that wireless mode and frequency band should be repeated for that body-worn accessory with a headset attached to the handset.

KDB 941225 D01 SAR test for 3G devices:

When the maximum output power and tune-up tolerance specified for production units in a secondary mode is $\leq \frac{1}{4}$ dB higher than the primary mode or when the highest reported SAR of the primary mode is scaled by the ratio of specified maximum output power and tune-up tolerance of secondary to primary mode and the adjusted SAR is ≤ 1.2 W/kg, SAR measurement is not required for the secondary mode.

KDB 941225 D05 SAR for LTE Devices:

SAR test reduction is applied using the following criteria:

Start with the largest channel bandwidth and measure SAR for QPSK with 1 RB, and 50% RB allocation, using the RB offset and required test channel combination with the highest maximum output power among RB offsets at the upper edge, middle and lower edge of each required test channel.

When the reported SAR is > 0.8 W/kg, testing for other Channels is performed at the highest output power level for 1RB, and 50% RB configuration for that channel.

Testing for 100% RB configuration is performed at the highest output power level for 100% RB configuration across the Low, Mid and High Channel when the highest reported SAR for 1 RB and 50% RB are > 0.8 W/kg. Testing for the remaining required channels is not needed because the reported SAR for 100% RB Allocation < 1.45 W/kg.

Testing for 16-QAM modulation is not required because the reported SAR for QPSK is < 1.45 W/Kg and its output power is not more than 0.5 dB higher than that of QPSK.

Testing for the other channel bandwidths is not required because the reported SAR for the highest channel bandwidth is < 1.45 W/Kg and its output power is not more than 0.5 dB higher than that of the highest channel bandwidth.

For LTE bands that do not support at least three non-overlapping channels in certain channel bandwidths, test the available non-overlapping channels instead. When a device supports overlapping channel assignment in a channel bandwidth configuration, the middle channel of the

group of overlapping channels should be selected for testing; therefore, the requirement for H, M and L channels may not fully apply.

KDB 248227 D01 SAR meas for 802.11:

SAR test reduction for 802.11 Wi-Fi transmission mode configurations are considered separately for DSSS and OFDM. An initial test position is determined to reduce the number of tests required for certain exposure configurations with multiple test positions. An initial test configuration is determined for each frequency band and aggregated band according to maximum output power, channel bandwidth, wireless mode configurations and other operating parameters to streamline the measurement requirements. For 2.4 GHz DSSS, either the initial test position or DSSS procedure is applied to reduce the number of SAR tests; these are mutually exclusive. For OFDM, an initial test position is only applicable to next to the ear, UMPC mini-tablet and hotspot mode configurations, which is tested using the initial test configuration to facilitate test reduction. For other exposure conditions with a fixed test position, SAR test reduction is determined using only the initial test configuration.

To determine the initial test position, Area Scans were performed to determine the position with the Maximum Value of SAR (measured). The position that produced the highest Maximum Value of SAR is considered the worst case position; thus used as the initial test position.

The multiple test positions require SAR measurements in head, hotspot mode or UMPC mini-tablet configurations may be reduced according to the highest reported SAR determined using the initial test position(s) by applying the DSSS or OFDM SAR measurement procedures in the required wireless mode test configuration(s). The initial test position(s) is measured using the highest measured maximum output power channel in the required wireless mode test configuration(s).

When the reported SAR for the initial test position is:

≤ 0.4 W/kg, further SAR measurement is not required for the other test positions in that exposure configuration and wireless mode combination within the frequency band or aggregated band. DSSS and OFDM configurations are considered separately according to the required SAR procedures.

> 0.4 W/kg, SAR is repeated using the same wireless mode test configuration tested in the initial test position to measure the subsequent next closet/smallest test separation distance and maximum coupling test position, on the highest maximum output power channel, until the reported SAR is ≤ 0.8 W/kg or all required test positions are tested.

- For subsequent test positions with equivalent test separation distance or when exposure is dominated by coupling conditions, the position for maximum coupling condition should be tested.
- When it is unclear, all equivalent conditions must be tested.

For all positions/configurations tested using the initial test position and subsequent test positions, when the reported SAR is > 0.8 W/kg, measure the SAR for these positions/configurations on the subsequent next highest measured output power channel(s) until the reported SAR is ≤ 1.2 W/kg or all required test channels are considered.

- The additional power measurements required for this step should be limited to those necessary for identifying subsequent highest output power channels to apply the test reduction.

When the specified maximum output power is the same for both UNII 1 and UNII 2A, begin SAR measurements in UNII 2A with the channel with the highest measured output power. If the reported SAR for UNII 2A is ≤ 1.2 W/kg, SAR is not required for UNII 1; otherwise treat the remaining bands separately and test them independently for SAR.

When the specified maximum output power is different between UNII 1 and UNII 2A, begin SAR with the band that has the higher specified maximum output. If the highest reported SAR for the band with the highest specified power is ≤ 1.2 W/kg, testing for the band with the lower specified output power is not required; otherwise test the remaining bands independently for SAR.

Table 15.1: Duty Cycle

Mode	Duty Cycle
Speech for GSM	1:8.3
GPRS&EGPRS 1 Slot	1:8.3
GPRS&EGPRS 2 Slot	1:4
GPRS&EGPRS 3 Slot	1:2.67
GPRS&EGPRS 4 Slot	1:2
WCDMA<E FDD	1:1
TDD PC3	1:1.58

15.1 SAR results for 2G/3G/4G

ANT	RF Exposure Conditions	Frequency Band	Channel Number	Frequency (MHz)	Mode/RB	Test setup	Distance	Figure No./Note	EUT Measured Power (dBm)	Tune up (dBm)	Measured SAR 1g (W/kg)	Calculated SAR 1g (W/kg)	Measured SAR 10g (W/kg)	Calculated SAR 10g (W/kg)	Power Drift
1	Head	GSM850	190	836.6	Voice	Cheek Left	0mm	\	33.14	33.70	0.129	0.147	0.097	0.110	-0.09
1	Head	GSM850	190	836.6	Voice	Tilt Left	0mm	\	33.14	33.70	0.087	0.099	0.066	0.075	-0.14
1	Head	GSM850	251	848.8	Voice	Cheek Right	0mm	\	32.91	33.70	0.165	0.198	0.124	0.149	-0.06
1	Head	GSM850	190	836.6	Voice	Cheek Right	0mm	\	33.14	33.70	0.160	0.182	0.121	0.138	0.05
1	Head	GSM850	128	824.2	Voice	Cheek Right	0mm	FIG A.1	33.01	33.70	0.170	0.199	0.130	0.152	0.11
1	Head	GSM850	190	836.6	Voice	Tilt Right	0mm	\	33.14	33.70	0.150	0.171	0.113	0.129	0.07
1	Body	GSM850	190	836.6	GPRS(1TX)	Front	10mm	\	33.39	33.70	0.129	0.139	0.083	0.089	-0.16
1	Body	GSM850	251	848.8	GPRS(1TX)	Rear	10mm	\	32.89	33.70	0.125	0.151	0.083	0.100	-0.16
1	Body	GSM850	190	836.6	GPRS(1TX)	Rear	10mm	FIG A.2	33.39	33.70	0.141	0.151	0.093	0.100	-0.13
1	Body	GSM850	128	824.2	GPRS(1TX)	Rear	10mm	\	32.88	33.70	0.115	0.139	0.076	0.092	0.06
1	Body	GSM850	190	836.6	GPRS(1TX)	Right	10mm	\	33.39	33.70	0.045	0.048	0.027	0.029	-0.15
1	Body	GSM850	190	836.6	GPRS(1TX)	Bottom	10mm	\	33.39	33.70	0.058	0.062	0.035	0.038	0.18
1	Body	GSM850	251	848.8	EGPRS(1TX)	Rear	10mm	\	33.40	33.70	0.130	0.139	0.082	0.088	0.14
0	Head	GSM1900	810	1909.8	Voice	Cheek Left	0mm	FIG A.3	30.09	30.70	0.091	0.105	0.055	0.063	-0.16
0	Head	GSM1900	661	1880	Voice	Cheek Left	0mm	\	29.86	30.70	0.069	0.084	0.044	0.053	0.11
0	Head	GSM1900	512	1850.2	Voice	Cheek Left	0mm	\	30.13	30.70	0.069	0.079	0.043	0.049	-0.15
0	Head	GSM1900	661	1880	Voice	Tilt Left	0mm	\	29.86	30.70	0.036	0.044	0.022	0.027	-0.09
0	Head	GSM1900	661	1880	Voice	Cheek Right	0mm	\	29.86	30.70	0.052	0.063	0.032	0.039	0.12
0	Head	GSM1900	661	1880	Voice	Tilt Right	0mm	\	29.86	30.70	0.027	0.033	0.016	0.019	0.07
0	Body	GSM1900	661	1880	GPRS(1TX)	Front	10mm	\	27.65	28.70	0.165	0.210	0.100	0.127	-0.05
0	Body	GSM1900	661	1880	GPRS(1TX)	Rear	10mm	\	27.65	28.70	0.232	0.295	0.130	0.166	0.1
0	Body	GSM1900	661	1880	GPRS(1TX)	Left	10mm	\	27.65	28.70	0.082	0.104	0.046	0.059	-0.03
0	Body	GSM1900	810	1909.8	GPRS(1TX)	Bottom	10mm	FIG A.4	27.54	28.70	0.348	0.455	0.190	0.248	0.16
0	Body	GSM1900	661	1880	GPRS(1TX)	Bottom	10mm	\	27.65	28.70	0.326	0.415	0.186	0.237	0.06
0	Body	GSM1900	512	1850.2	GPRS(1TX)	Bottom	10mm	\	27.41	28.70	0.323	0.435	0.181	0.244	-0.08
0	Body	GSM1900	810	1909.8	EGPRS(1TX)	Bottom	10mm	\	27.68	28.70	0.321	0.406	0.180	0.228	0.09
0	Body	GSM1900	661	1880	GPRS(3TX)	Front	15mm	\	25.21	25.70	0.134	0.150	0.080	0.090	0.04
0	Body	GSM1900	810	1909.8	GPRS(3TX)	Rear	15mm	FIG A.5	25.24	25.70	0.198	0.220	0.117	0.130	0.09
0	Body	GSM1900	661	1880	GPRS(3TX)	Rear	15mm	\	25.21	25.70	0.181	0.203	0.105	0.118	0.13
0	Body	GSM1900	512	1850.2	GPRS(3TX)	Rear	15mm	\	25.27	25.70	0.173	0.191	0.102	0.113	0.01
0	Body	GSM1900	810	1909.8	EGPRS(3TX)	Rear	15mm	\	25.40	25.70	0.192	0.206	0.113	0.121	0.05
2	Head	GSM1900	661	1880	Voice	Cheek Left	0mm	\	26.96	27.20	0.392	0.414	0.229	0.242	-0.01
2	Head	GSM1900	661	1880	Voice	Tilt Left	0mm	\	26.96	27.20	0.478	0.505	0.255	0.269	0.02
2	Head	GSM1900	661	1880	Voice	Cheek Right	0mm	\	26.96	27.20	0.510	0.539	0.283	0.299	0.05
2	Head	GSM1900	810	1880	Voice	Tilt Right	0mm	FIG A.6	26.88	27.20	0.694	0.747	0.351	0.378	0.18
2	Head	GSM1900	661	1880	Voice	Tilt Right	0mm	\	26.96	27.20	0.639	0.675	0.331	0.350	-0.14
2	Head	GSM1900	512	1880	Voice	Tilt Right	0mm	\	26.61	27.20	0.543	0.622	0.277	0.317	-0.02
2	Body	GSM1900	661	1880	GPRS(3TX)	Front	10mm	\	19.82	19.90	0.077	0.078	0.046	0.047	-0.15
2	Body	GSM1900	661	1880	GPRS(3TX)	Rear	10mm	\	19.82	19.90	0.099	0.101	0.057	0.058	0.03
2	Body	GSM1900	661	1880	GPRS(3TX)	Left	10mm	\	19.82	19.90	0.020	0.020	0.012	0.012	-0.13
2	Body	GSM1900	810	1909.8	GPRS(3TX)	Top	10mm	FIG A.7	19.50	19.90	0.182	0.200	0.096	0.105	0.16
2	Body	GSM1900	661	1880	GPRS(3TX)	Top	10mm	\	19.82	19.90	0.149	0.152	0.077	0.078	0.09
2	Body	GSM1900	512	1850.2	GPRS(3TX)	Top	10mm	\	19.73	19.90	0.112	0.116	0.057	0.059	0.07
2	Body	GSM1900	810	1909.8	EGPRS(3TX)	Top	10mm	\	19.55	19.90	0.109	0.118	0.055	0.060	0.02
2	Body	GSM1900	512	1850.2	GPRS(1TX)	Front	15mm	\	29.96	30.20	0.111	0.117	0.063	0.067	0.1
2	Body	GSM1900	810	1909.8	GPRS(1TX)	Rear	15mm	FIG A.8	29.31	30.20	0.148	0.182	0.085	0.104	-0.13
2	Body	GSM1900	661	1880	GPRS(1TX)	Rear	15mm	\	29.59	30.20	0.129	0.148	0.074	0.085	0.09
2	Body	GSM1900	512	1850.2	GPRS(1TX)	Rear	15mm	\	29.96	30.20	0.087	0.092	0.052	0.055	-0.02
2	Body	GSM1900	810	1909.8	EGPRS(1TX)	Rear	15mm	\	29.52	30.20	0.147	0.172	0.079	0.092	-0.14
0	Head	WCDMA1900	9538	1907.6	RMC	Cheek Left	0mm	\	22.83	24.00	0.135	0.177	0.085	0.111	0.19
0	Head	WCDMA1900	9400	1880	RMC	Cheek Left	0mm	\	23.10	24.00	0.142	0.175	0.089	0.109	-0.18
0	Head	WCDMA1900	9262	1852.4	RMC	Cheek Left	0mm	FIG A.9	23.21	24.00	0.148	0.178	0.092	0.110	-0.09
0	Head	WCDMA1900	9400	1880	RMC	Tilt Left	0mm	\	23.10	24.00	0.049	0.060	0.032	0.039	-0.1
0	Head	WCDMA1900	9400	1880	RMC	Cheek Right	0mm	\	23.10	24.00	0.055	0.068	0.036	0.044	0.1
0	Head	WCDMA1900	9400	1880	RMC	Tilt Right	0mm	\	23.10	24.00	0.043	0.053	0.026	0.032	0.03
0	Body	WCDMA1900	9400	1880	RMC	Front	10mm	\	19.69	20.50	0.183	0.221	0.112	0.135	-0.05
0	Body	WCDMA1900	9400	1880	RMC	Rear	10mm	\	19.69	20.50	0.252	0.304	0.144	0.174	-0.08
0	Body	WCDMA1900	9400	1880	RMC	Left	10mm	\	19.69	20.50	0.054	0.065	0.029	0.035	-0.01
0	Body	WCDMA1900	9538	1907.6	RMC	Bottom	10mm	\	19.45	20.50	0.398	0.507	0.211	0.269	-0.09
0	Body	WCDMA1900	9400	1880	RMC	Bottom	10mm	FIG A.10	19.69	20.50	0.470	0.566	0.256	0.308	0.04
0	Body	WCDMA1900	9262	1852.4	RMC	Bottom	10mm	\	19.70	20.50	0.402	0.483	0.215	0.258	0.18
0	Body	WCDMA1900	9400	1880	RMC	Front	15mm	\	21.59	22.50	0.155	0.191	0.099	0.122	-0.01
0	Body	WCDMA1900	9538	1907.6	RMC	Rear	15mm	\	21.41	22.50	0.224	0.288	0.135	0.174	0.07
0	Body	WCDMA1900	9400	1880	RMC	Rear	15mm	\	21.59	22.50	0.234	0.289	0.142	0.175	0.06
0	Body	WCDMA1900	9262	1852.4	RMC	Rear	15mm	FIG A.11	21.66	22.50	0.240	0.291	0.147	0.178	-0.12
2	Head	WCDMA1900	9400	1880	RMC	Cheek Left	0mm	\	16.65	17.50	0.390	0.462	0.232	0.282	-0.04
2	Head	WCDMA1900	9400	1880	RMC	Tilt Left	0mm	\	16.65	17.50	0.473	0.575	0.260	0.316	0.13
2	Head	WCDMA1900	9400	1880	RMC	Cheek Right	0mm	\	16.65	17.50	0.562	0.683	0.311	0.378	-0.09
2	Head	WCDMA1900	9538	1907.6	RMC	Tilt Right	0mm	FIG A.12	16.52	17.50	0.664	0.832	0.334	0.419	0.15
2	Head	WCDMA1900	9400	1880	RMC	Tilt Right	0mm	\	16.65	17.50	0.609	0.741	0.316	0.384	0.13
2	Head	WCDMA1900	9262	1852.4	RMC	Tilt Right	0mm	\	16.70	17.50	0.581	0.699	0.304	0.365	0.02
2	Body	WCDMA1900	9400	1880	RMC	Front	10mm	\	16.25	17.00	0.120	0.143	0.075	0.089	-0.13
2	Body	WCDMA1900	9400	1880	RMC	Rear	10mm	\	16.25	17.00	0.132	0.157	0.076	0.090	0.04
2	Body	WCDMA1900	9400	1880	RMC	Left	10mm	\	16.25	17.00	0.047	0.056	0.025	0.030	-0.18
2	Body	WCDMA1900	9538	1907.6	RMC	Top	10mm	FIG A.13	16.10	17.00	0.260	0.320	0.136	0.167	0.04
2	Body	WCDMA1900	9400	1880	RMC	Top	10mm	\	16.25	17.00	0.244	0.290	0.129	0.153	-0.05
2	Body	WCDMA1900	9262	1852.4	RMC	Top	10mm	\	16.20	17.00	0.230	0.277	0.119	0.143	-0.02
2	Body	WCDMA1900	9400	1880	RMC	Front	15mm	\	21.61	22.50	0.322	0.395	0.188	0.231	0.08
2	Body	WCDMA1900	9538	1907.6	RMC	Rear	15mm	FIG A.14	21.50	22.50	0.448	0.564	0.260	0.327	-0.04
2	Body	WCDMA1900	9400	1880	RMC	Rear	15mm	\	21.61	22.50	0.372	0.457	0.222	0.272	-0.05
2	Body	WCDMA1900	9262	1852.4	RMC	Rear	15mm	\	21.77	22.50	0.329	0.389	0.198	0.234	0.07

ANT	RF Exposure Conditions	Frequency Band	Channel Number	Frequency (MHz)	Mode/RB	Test setup	Distance	Figure No./Note	EUT Measured Power (dBm)	Tune up (dBm)	Measured SAR 1g (W/kg)	Calculated SAR 1g (W/kg)	Measured SAR 10g (W/kg)	Calculated SAR 10g (W/kg)	Power Drift
0	Head	WCDMA1700	1412	1732.4	RMC	Cheek Left	0mm	\	23.56	24.20	0.134	0.155	0.087	0.101	-0.03
0	Head	WCDMA1700	1412	1732.4	RMC	Tilt Left	0mm	\	23.56	24.20	0.083	0.096	0.051	0.059	-0.15
0	Head	WCDMA1700	15.13	1752.6	RMC	Cheek Right	0mm	\	23.22	24.20	0.145	0.182	0.093	0.117	-0.04
0	Head	WCDMA1700	1412	1732.4	RMC	Cheek Right	0mm	FIG A.15	23.56	24.20	0.157	0.182	0.101	0.117	-0.12
0	Head	WCDMA1700	1312	1712.4	RMC	Cheek Right	0mm	\	23.44	24.20	0.144	0.172	0.093	0.111	0.07
0	Head	WCDMA1700	1412	1732.4	RMC	Tilt Right	0mm	\	23.56	24.20	0.058	0.067	0.036	0.042	-0.02
0	Body	WCDMA1700	1412	1732.4	RMC	Front	10mm	\	19.99	20.70	0.220	0.259	0.137	0.161	-0.14
0	Body	WCDMA1700	1412	1732.4	RMC	Rear	10mm	\	19.99	20.70	0.306	0.360	0.180	0.212	-0.12
0	Body	WCDMA1700	1412	1732.4	RMC	Left	10mm	\	19.99	20.70	0.107	0.126	0.058	0.068	-0.07
0	Body	WCDMA1700	15.13	1752.6	RMC	Bottom	10mm	\	19.68	20.70	0.397	0.502	0.201	0.254	-0.19
0	Body	WCDMA1700	1412	1732.4	RMC	Bottom	10mm	FIG A.16	19.99	20.70	0.428	0.504	0.238	0.280	0.09
0	Body	WCDMA1700	1312	1712.4	RMC	Bottom	10mm	\	19.99	20.70	0.415	0.500	0.228	0.275	0.01
0	Body	WCDMA1700	1412	1732.4	RMC	Front	15mm	\	22.03	22.70	0.147	0.172	0.100	0.117	-0.08
0	Body	WCDMA1700	15.13	1752.6	RMC	Rear	15mm	\	21.69	22.70	0.244	0.308	0.151	0.191	-0.17
0	Body	WCDMA1700	1412	1732.4	RMC	Rear	15mm	FIG A.17	22.03	22.70	0.265	0.309	0.172	0.201	0.05
0	Body	WCDMA1700	1312	1712.4	RMC	Rear	15mm	\	21.96	22.70	0.194	0.230	0.127	0.151	0.02
2	Head	WCDMA1700	1412	1732.4	RMC	Cheek Left	0mm	\	17.60	18.00	0.392	0.430	0.237	0.260	-0.05
2	Head	WCDMA1700	1412	1732.4	RMC	Tilt Left	0mm	\	17.60	18.00	0.503	0.552	0.283	0.310	-0.13
2	Head	WCDMA1700	15.13	1752.6	RMC	Cheek Right	0mm	\	17.50	18.00	0.588	0.660	0.320	0.359	-0.03
2	Head	WCDMA1700	1412	1732.4	RMC	Cheek Right	0mm	FIG A.18	17.60	18.00	0.607	0.666	0.334	0.366	0.07
2	Head	WCDMA1700	1312	1712.4	RMC	Cheek Right	0mm	\	17.25	18.00	0.461	0.548	0.250	0.297	0.14
2	Head	WCDMA1700	1412	1732.4	RMC	Tilt Right	0mm	\	17.60	18.00	0.589	0.646	0.297	0.326	-0.09
2	Body	WCDMA1700	1412	1732.4	RMC	Front	10mm	\	16.65	17.00	0.146	0.158	0.090	0.098	-0.05
2	Body	WCDMA1700	1412	1732.4	RMC	Rear	10mm	\	16.65	17.00	0.154	0.167	0.096	0.104	-0.01
2	Body	WCDMA1700	1412	1732.4	RMC	Left	10mm	\	16.65	17.00	0.058	0.063	0.034	0.037	-0.13
2	Body	WCDMA1700	15.13	1752.6	RMC	Top	10mm	\	16.48	17.00	0.205	0.231	0.115	0.130	0.13
2	Body	WCDMA1700	1412	1732.4	RMC	Top	10mm	FIG A.19	16.65	17.00	0.213	0.231	0.119	0.129	0.07
2	Body	WCDMA1700	1312	1712.4	RMC	Top	10mm	\	16.24	17.00	0.190	0.226	0.106	0.126	0.15
2	Body	WCDMA1700	1412	1732.4	RMC	Front	15mm	\	21.62	22.00	0.292	0.319	0.186	0.203	-0.13
2	Body	WCDMA1700	15.13	1752.6	RMC	Rear	15mm	\	21.45	22.00	0.306	0.347	0.193	0.219	0.02
2	Body	WCDMA1700	1412	1732.4	RMC	Rear	15mm	FIG A.20	21.62	22.00	0.325	0.355	0.206	0.225	-0.17
2	Body	WCDMA1700	1312	1712.4	RMC	Rear	15mm	\	21.22	22.00	0.242	0.290	0.157	0.188	0.01
0	Head	WCDMA850	4233	846.6	RMC	Cheek Left	0mm	\	24.40	25.30	0.200	0.246	0.156	0.192	-0.03
0	Head	WCDMA850	4183	836.6	RMC	Cheek Left	0mm	FIG A.21	24.47	25.30	0.220	0.266	0.170	0.206	-0.12
0	Head	WCDMA850	4132	826.4	RMC	Cheek Left	0mm	\	24.37	25.30	0.187	0.232	0.145	0.180	0.19
0	Head	WCDMA850	4183	836.6	RMC	Tilt Left	0mm	\	24.47	25.30	0.111	0.134	0.091	0.110	0.15
0	Head	WCDMA850	4183	836.6	RMC	Cheek Right	0mm	\	24.47	25.30	0.198	0.240	0.161	0.195	-0.05
0	Head	WCDMA850	4183	836.6	RMC	Tilt Right	0mm	\	24.47	25.30	0.141	0.171	0.113	0.137	-0.06
0	Body	WCDMA850	4183	836.6	RMC	Front	10mm	\	24.47	25.30	0.277	0.335	0.178	0.215	-0.02
0	Body	WCDMA850	4233	846.6	RMC	Rear	10mm	\	24.40	25.30	0.292	0.359	0.195	0.240	0.14
0	Body	WCDMA850	4183	836.6	RMC	Rear	10mm	FIG A.22	24.47	25.30	0.301	0.364	0.200	0.242	-0.04
0	Body	WCDMA850	4132	826.4	RMC	Rear	10mm	\	24.37	25.30	0.268	0.332	0.179	0.222	-0.06
0	Body	WCDMA850	4183	836.6	RMC	Right	10mm	\	24.47	25.30	0.179	0.217	0.123	0.149	-0.19
0	Body	WCDMA850	4183	836.6	RMC	Bottom	10mm	\	24.47	25.30	0.160	0.194	0.104	0.126	0.06
0	Head	LTE B2	18900	1880	1RB-High	Cheek Left	0mm	FIG A.23	23.18	24.30	0.149	0.193	0.093	0.120	0.09
0	Head	LTE B2	18900	1880	1RB-High	Tilt Left	0mm	\	23.18	24.30	0.071	0.092	0.044	0.057	0.15
0	Head	LTE B2	18900	1880	1RB-High	Cheek Right	0mm	\	23.18	24.30	0.087	0.113	0.054	0.070	0.17
0	Head	LTE B2	18900	1880	1RB-High	Tilt Right	0mm	\	23.18	24.30	0.053	0.069	0.030	0.039	0.02
0	Head	LTE B2	19100	1900	50RB-Low	Cheek Left	0mm	\	22.19	23.20	0.123	0.155	0.077	0.097	-0.05
0	Head	LTE B2	19100	1900	50RB-Low	Tilt Left	0mm	\	22.19	23.20	0.060	0.076	0.037	0.047	0.09
0	Head	LTE B2	19100	1900	50RB-Low	Cheek Right	0mm	\	22.19	23.20	0.074	0.093	0.046	0.058	-0.11
0	Head	LTE B2	19100	1900	50RB-Low	Tilt Right	0mm	\	22.19	23.20	0.042	0.053	0.025	0.032	-0.15
0	Body	LTE B2	18900	1880	1RB-High	Front	10mm	\	19.99	21.00	0.209	0.264	0.125	0.158	-0.04
0	Body	LTE B2	18900	1880	1RB-High	Rear	10mm	\	19.99	21.00	0.236	0.298	0.130	0.164	0.15
0	Body	LTE B2	18900	1880	1RB-High	Left	10mm	\	19.99	21.00	0.088	0.111	0.049	0.062	-0.11
0	Body	LTE B2	18900	1880	1RB-High	Bottom	10mm	FIG A.24	19.99	21.00	0.438	0.553	0.240	0.303	0.18
0	Body	LTE B2	19100	1900	50RB-Low	Front	10mm	\	19.93	20.00	0.219	0.223	0.129	0.131	0.11
0	Body	LTE B2	19100	1900	50RB-Low	Rear	10mm	\	19.93	20.00	0.220	0.224	0.116	0.118	-0.16
0	Body	LTE B2	19100	1900	50RB-Low	Left	10mm	\	19.93	20.00	0.109	0.111	0.060	0.061	0.07
0	Body	LTE B2	19100	1900	50RB-Low	Bottom	10mm	\	19.93	20.00	0.388	0.394	0.214	0.217	-0.16
0	Body	LTE B2	18900	1880	1RB-High	Front	15mm	\	21.91	23.00	0.204	0.262	0.125	0.161	0.08
0	Body	LTE B2	18900	1880	1RB-High	Rear	15mm	\	21.91	23.00	0.283	0.364	0.169	0.217	0.06
0	Body	LTE B2	19100	1900	50RB-Low	Front	15mm	\	21.92	23.00	0.233	0.299	0.139	0.178	0.13
0	Body	LTE B2	19100	1900	50RB-Low	Rear	15mm	FIG A.25	21.92	23.00	0.296	0.380	0.175	0.224	0.14
2	Head	LTE B2	19100	1900	1RB-Low	Cheek Left	0mm	\	16.73	18.00	0.364	0.488	0.219	0.293	-0.11
2	Head	LTE B2	19100	1900	1RB-Low	Tilt Left	0mm	\	16.73	18.00	0.466	0.624	0.255	0.342	-0.12
2	Head	LTE B2	19100	1900	1RB-Low	Cheek Right	0mm	\	16.73	18.00	0.530	0.710	0.292	0.391	0.16
2	Head	LTE B2	19100	1900	1RB-Low	Tilt Right	0mm	FIG A.26	16.73	18.00	0.633	0.848	0.324	0.434	-0.06
2	Head	LTE B2	18900	1880	1RB-High	Tilt Right	0mm	\	16.67	18.00	0.439	0.596	0.233	0.316	-0.08
2	Head	LTE B2	18700	1860	1RB-Low	Tilt Right	0mm	\	16.62	18.00	0.550	0.756	0.294	0.404	0.04
2	Head	LTE B2	18700	1860	50RB-Middle	Cheek Left	0mm	\	16.75	18.00	0.345	0.460	0.208	0.277	0.01
2	Head	LTE B2	18700	1860	50RB-Middle	Tilt Left	0mm	\	16.75	18.00	0.441	0.588	0.241	0.321	0.13
2	Head	LTE B2	18700	1860	50RB-Middle	Cheek Right	0mm	\	16.75	18.00	0.502	0.669	0.277	0.369	-0.14
2	Head	LTE B2	18700	1860	50RB-Middle	Tilt Right	0mm	\	16.75	18.00	0.563	0.751	0.292	0.389	-0.08
2	Head	LTE B2	18700	1860	100RB	Tilt Right	0mm	\	16.73	18.00	0.558	0.748	0.287	0.384	0.07
2	Body	LTE B2	19100	1900	1RB-Low	Front	10mm	\	16.25	17.50	0.145	0.193	0.084	0.112	0.02
2	Body	LTE B2	19100	1900	1RB-Low	Rear	10mm	\	16.25	17.50	0.175	0.233	0.096	0.128	-0.09
2	Body	LTE B2	19100	1900	1RB-Low	Left	10mm	\	16.25	17.50	0.051	0.068	0.027	0.036	-0.09
2	Body	LTE B2	19100	1900	1RB-Low	Top	10mm	FIG A.27	16.25	17.50	0.285	0.380	0.149	0.199	0.09
2	Body	LTE B2	18900	1880	50RB-High	Front	10mm	\	16.32	17.50	0.142	0.186	0.082	0.108	-0.04
2	Body	LTE B2	18900	1880	50RB-High	Rear	10mm	\	16.32	17.50	0.163	0.214	0.092	0.121	0.15
2	Body	LTE B2	18900	1880	50RB-High	Left	10mm	\	16.32	17.50	0.055	0.072	0.029	0.038	-0.14
2	Body	LTE B2	18900	1880	50RB-High	Top	10mm	\	16.32	17.50	0.273	0.358	0.145	0.190	-0.08
2	Body	LTE B2	18900	1880	1RB-High	Front	15mm	\	21.23	22.50	0.259	0.347	0.156	0.209	-0.05
2	Body	LTE													



No.I22Z61813-SEM01

ANT	RF Exposure Conditions	Frequency Band	Channel Number	Frequency (MHz)	Mode/RB	Test setup	Distance	Figure No./Note	EUT Measured Power (dBm)	Tune up (dBm)	Measured SAR 1g (W/kg)	Calculated SAR 1g (W/kg)	Measured SAR 10g (W/kg)	Calculated SAR 10g (W/kg)	Power Drift
0	Head	LTE B4	20300	1745	1RB-Low	Cheek Left	0mm	\	23.54	24.50	0.117	0.146	0.076	0.095	0.1
0	Head	LTE B4	20300	1745	1RB-Low	Tilt Left	0mm	\	23.54	24.50	0.080	0.100	0.051	0.064	-0.13
0	Head	LTE B4	20300	1745	1RB-Low	Cheek Right	0mm	FIG A. 29	23.54	24.50	0.157	0.196	0.100	0.125	-0.11
0	Head	LTE B4	20300	1745	1RB-Low	Tilt Right	0mm	\	23.54	24.50	0.058	0.072	0.035	0.044	-0.07
0	Head	LTE B4	20175	1732.5	50RB-Middle	Cheek Left	0mm	\	22.70	23.50	0.091	0.109	0.060	0.072	-0.14
0	Head	LTE B4	20175	1732.5	50RB-Middle	Tilt Left	0mm	\	22.70	23.50	0.059	0.071	0.037	0.044	-0.15
0	Head	LTE B4	20175	1732.5	50RB-Middle	Cheek Right	0mm	\	22.70	23.50	0.136	0.164	0.087	0.105	0.02
0	Head	LTE B4	20175	1732.5	50RB-Middle	Tilt Right	0mm	\	22.70	23.50	0.045	0.054	0.028	0.034	-0.12
0	Body	LTE B4	20300	1745	1RB-High	Front	10mm	\	20.25	21.00	0.231	0.275	0.145	0.172	0.15
0	Body	LTE B4	20300	1745	1RB-High	Rear	10mm	\	20.25	21.00	0.299	0.355	0.181	0.215	0.03
0	Body	LTE B4	20300	1745	1RB-High	Left	10mm	\	20.25	21.00	0.103	0.122	0.059	0.070	-0.17
0	Body	LTE B4	20300	1745	1RB-High	Bottom	10mm	\	20.25	21.00	0.422	0.502	0.236	0.280	-0.11
0	Body	LTE B4	20175	1732.5	50RB-Middle	Front	10mm	\	20.24	21.00	0.224	0.267	0.141	0.168	0.18
0	Body	LTE B4	20175	1732.5	50RB-Middle	Rear	10mm	\	20.24	21.00	0.304	0.362	0.185	0.220	0.03
0	Body	LTE B4	20175	1732.5	50RB-Middle	Left	10mm	\	20.24	21.00	0.100	0.119	0.057	0.068	0.07
0	Body	LTE B4	20175	1732.5	50RB-Middle	Bottom	10mm	FIG A. 30	20.24	21.00	0.440	0.524	0.246	0.293	0.16
0	Body	LTE B4	20300	1745	1RB-Low	Front	15mm	\	22.14	23.00	0.198	0.241	0.125	0.152	-0.1
0	Body	LTE B4	20300	1745	1RB-Low	Rear	15mm	FIG A. 31	22.14	23.00	0.268	0.327	0.163	0.199	0.13
0	Body	LTE B4	20175	1732.5	50RB-High	Front	15mm	\	22.16	23.00	0.196	0.238	0.127	0.154	-0.05
0	Body	LTE B4	20175	1732.5	50RB-High	Rear	15mm	\	22.16	23.00	0.266	0.323	0.163	0.198	0.13
2	Head	LTE B4	20300	1745	1RB-High	Cheek Left	0mm	\	17.00	18.00	0.369	0.465	0.219	0.276	0.04
2	Head	LTE B4	20300	1745	1RB-High	Tilt Left	0mm	\	17.00	18.00	0.458	0.577	0.258	0.325	-0.02
2	Head	LTE B4	20300	1745	1RB-High	Cheek Right	0mm	\	17.00	18.00	0.558	0.702	0.306	0.385	-0.06
2	Head	LTE B4	20300	1745	1RB-High	Tilt Right	0mm	\	17.00	18.00	0.571	0.719	0.296	0.373	-0.13
2	Head	LTE B4	20175	1732.5	50RB-Middle	Cheek Left	0mm	\	17.07	18.00	0.363	0.450	0.219	0.271	-0.18
2	Head	LTE B4	20175	1732.5	50RB-Middle	Tilt Left	0mm	\	17.07	18.00	0.470	0.582	0.263	0.326	0.11
2	Head	LTE B4	20175	1732.5	50RB-Middle	Cheek Right	0mm	\	17.07	18.00	0.570	0.706	0.314	0.389	0.11
2	Head	LTE B4	20175	1732.5	50RB-Middle	Tilt Right	0mm	FIG A. 32	17.07	18.00	0.607	0.752	0.309	0.383	-0.04
2	Body	LTE B4	20300	1745	1RB-High	Front	10mm	\	16.03	17.00	0.118	0.148	0.073	0.091	-0.04
2	Body	LTE B4	20300	1745	1RB-High	Rear	10mm	\	16.03	17.00	0.120	0.150	0.073	0.091	0.16
2	Body	LTE B4	20300	1745	1RB-High	Left	10mm	\	16.03	17.00	0.053	0.066	0.030	0.038	0.03
2	Body	LTE B4	20300	1745	1RB-High	Top	10mm	\	16.03	17.00	0.160	0.200	0.090	0.113	0.16
2	Body	LTE B4	20175	1732.5	50RB-Middle	Front	10mm	\	16.09	17.00	0.116	0.143	0.072	0.089	-0.06
2	Body	LTE B4	20175	1732.5	50RB-Middle	Rear	10mm	\	16.09	17.00	0.122	0.150	0.077	0.095	0.13
2	Body	LTE B4	20175	1732.5	50RB-Middle	Left	10mm	\	16.09	17.00	0.045	0.055	0.026	0.032	-0.05
2	Body	LTE B4	20175	1732.5	50RB-Middle	Top	10mm	FIG A. 33	16.09	17.00	0.164	0.202	0.090	0.111	0.05
2	Body	LTE B4	20300	1745	1RB-Low	Front	15mm	\	20.96	22.00	0.318	0.404	0.196	0.249	-0.18
2	Body	LTE B4	20300	1745	1RB-Low	Rear	15mm	FIG A. 34	20.96	22.00	0.339	0.431	0.212	0.269	-0.07
2	Body	LTE B4	20175	1732.5	50RB-Low	Front	15mm	\	21.03	22.00	0.319	0.399	0.196	0.245	-0.17
2	Body	LTE B4	20175	1732.5	50RB-Low	Rear	15mm	\	21.03	22.00	0.332	0.415	0.209	0.261	0.06
0	Head	LTE B7	21350	2560	1RB-High	Cheek Left	0mm	FIG A. 35	23.11	24.20	0.188	0.242	0.100	0.129	-0.09
0	Head	LTE B7	21350	2560	1RB-High	Tilt Left	0mm	\	23.11	24.20	0.050	0.064	0.026	0.033	0.11
0	Head	LTE B7	21350	2560	1RB-High	Cheek Right	0mm	\	23.11	24.20	0.070	0.090	0.037	0.048	0.05
0	Head	LTE B7	21350	2560	1RB-High	Tilt Right	0mm	\	23.11	24.20	0.062	0.080	0.033	0.042	-0.15
0	Head	LTE B7	21350	2560	50RB-Middle	Cheek Left	0mm	\	22.35	23.20	0.161	0.196	0.086	0.105	-0.01
0	Head	LTE B7	21350	2560	50RB-Middle	Tilt Left	0mm	\	22.35	23.20	0.043	0.052	0.023	0.028	-0.15
0	Head	LTE B7	21350	2560	50RB-Middle	Cheek Right	0mm	\	22.35	23.20	0.060	0.073	0.031	0.038	0.04
0	Head	LTE B7	21350	2560	50RB-Middle	Tilt Right	0mm	\	22.35	23.20	0.053	0.064	0.028	0.034	0.11
0	Body	LTE B7	21350	2560	1RB-High	Front	10mm	\	18.95	20.00	0.210	0.267	0.101	0.129	-0.01
0	Body	LTE B7	21350	2560	1RB-High	Rear	10mm	\	18.95	20.00	0.353	0.450	0.155	0.197	-0.12
0	Body	LTE B7	21350	2560	1RB-High	Left	10mm	\	18.95	20.00	0.051	0.065	0.027	0.034	-0.07
0	Body	LTE B7	21350	2560	1RB-High	Bottom	10mm	\	18.95	20.00	0.484	0.616	0.219	0.279	-0.13
0	Body	LTE B7	21350	2560	50RB-High	Front	10mm	\	19.08	20.00	0.216	0.267	0.104	0.129	-0.19
0	Body	LTE B7	21350	2560	50RB-High	Rear	10mm	\	19.08	20.00	0.360	0.445	0.164	0.203	0.08
0	Body	LTE B7	21350	2560	50RB-High	Left	10mm	\	19.08	20.00	0.071	0.088	0.037	0.046	0.14
0	Body	LTE B7	21350	2560	50RB-High	Bottom	10mm	FIG A. 36	19.08	20.00	0.500	0.618	0.230	0.284	0.13
0	Body	LTE B7	21350	2560	1RB-High	Front	15mm	\	20.94	22.00	0.181	0.231	0.096	0.123	0.04
0	Body	LTE B7	21350	2560	1RB-High	Rear	15mm	\	20.94	22.00	0.271	0.346	0.134	0.171	0.04
0	Body	LTE B7	21350	2560	50RB-Middle	Front	15mm	\	21.09	22.00	0.185	0.228	0.098	0.121	0.05
0	Body	LTE B7	21350	2560	50RB-Middle	Rear	15mm	FIG A. 37	21.09	22.00	0.289	0.356	0.145	0.179	-0.11
2	Head	LTE B7	21350	2560	1RB-Low	Cheek Left	0mm	\	16.32	17.70	0.371	0.510	0.171	0.235	0.04
2	Head	LTE B7	21350	2560	1RB-Low	Tilt Left	0mm	\	16.32	17.70	0.503	0.691	0.219	0.301	-0.13
2	Head	LTE B7	21350	2560	1RB-Low	Cheek Right	0mm	\	16.32	17.70	0.656	0.901	0.277	0.381	0.19
2	Head	LTE B7	21100	2535	1RB-Low	Cheek Right	0mm	\	16.22	17.70	0.634	0.891	0.261	0.367	0.02
2	Head	LTE B7	20850	2510	1RB-High	Cheek Right	0mm	\	16.19	17.70	0.639	0.905	0.267	0.378	0.01
2	Head	LTE B7	21350	2560	1RB-Low	Tilt Right	0mm	\	16.32	17.70	0.790	1.085	0.324	0.445	0.16
2	Head	LTE B7	21100	2535	1RB-Low	Tilt Right	0mm	\	16.22	17.70	0.764	1.074	0.305	0.429	0.03
2	Head	LTE B7	20850	2510	1RB-High	Tilt Right	0mm	\	16.19	17.70	0.772	1.093	0.312	0.442	15
2	Head	LTE B7	21350	2560	50RB-High	Cheek Left	0mm	\	16.46	17.70	0.373	0.496	0.168	0.224	-0.13
2	Head	LTE B7	21350	2560	50RB-High	Tilt Left	0mm	\	16.46	17.70	0.515	0.685	0.224	0.298	0.14
2	Head	LTE B7	21350	2560	50RB-High	Cheek Right	0mm	\	16.46	17.70	0.681	0.906	0.281	0.374	-0.05
2	Head	LTE B7	21100	2535	50RB-Low	Cheek Right	0mm	\	16.45	17.70	0.669	0.892	0.272	0.363	0.16
2	Head	LTE B7	20850	2510	50RB-High	Cheek Right	0mm	\	16.44	17.70	0.671	0.897	0.278	0.372	0.13
2	Head	LTE B7	21350	2560	50RB-High	Tilt Right	0mm	\	16.46	17.70	0.814	1.083	0.326	0.434	0.06
2	Head	LTE B7	21100	2535	50RB-Low	Tilt Right	0mm	FIG A. 38	16.45	17.70	0.824	1.099	0.343	0.457	0.01
2	Head	LTE B7	20850	2510	50RB-High	Tilt Right	0mm	\	16.44	17.70	0.819	1.095	0.334	0.446	0.12
2	Head	LTE B7	21100	2535	100RB	Cheek Right	0mm	\	16.42	17.70	0.641	0.861	0.264	0.354	0.18
2	Head	LTE B7	21100	2535	100RB	Tilt Right	0mm	\	16.42	17.70	0.741	0.995	0.289	0.388	-0.06
2	Head	LTE B7	21100	2535	50RB-Low	Tilt Right	0mm	S2	16.45	17.70	0.811	1.081	0.329	0.439	0.11
2	Head	LTE B7	21100	2535	50RB-Low	Tilt Right	0mm	B1	16.45	17.70	0.809	1.079	0.32		



ANT	RF Exposure Conditions	Frequency Band	Channel Number	Frequency (MHz)	Mode/RB	Test setup	Distance	Figure No./Note	EUT Measured Power (dBm)	Tune up (dBm)	Measured SAR 1g (W/kg)	Calculated SAR 1g (W/kg)	Measured SAR 10g (W/kg)	Calculated SAR 10g (W/kg)	Power Drift
1	Head	LTE B12	23095	707.5	1RB-High	Cheek Left	0mm	\	24.12	25.30	0.127	0.167	0.101	0.133	0.08
1	Head	LTE B12	23095	707.5	1RB-High	Tilt Left	0mm	\	24.12	25.30	0.094	0.123	0.076	0.100	0.02
1	Head	LTE B12	23095	707.5	1RB-High	Cheek Right	0mm	FIG A.41	24.12	25.30	0.148	0.194	0.118	0.155	0.15
1	Head	LTE B12	23095	707.5	1RB-High	Tilt Right	0mm	\	24.12	25.30	0.110	0.144	0.085	0.112	0.05
1	Head	LTE B12	23130	711	25RB-Low	Cheek Left	0mm	\	23.24	24.30	0.101	0.129	0.079	0.101	0.17
1	Head	LTE B12	23130	711	25RB-Low	Tilt Left	0mm	\	23.24	24.30	0.079	0.101	0.063	0.080	-0.03
1	Head	LTE B12	23130	711	25RB-Low	Cheek Right	0mm	\	23.24	24.30	0.122	0.156	0.098	0.125	0.11
1	Head	LTE B12	23130	711	25RB-Low	Tilt Right	0mm	\	23.24	24.30	0.088	0.112	0.069	0.088	0.18
1	Body	LTE B12	23095	707.5	1RB-High	Front	10mm	\	24.12	25.30	0.224	0.294	0.163	0.214	0.11
1	Body	LTE B12	23095	707.5	1RB-High	Rear	10mm	FIG A.42	24.12	25.30	0.25	0.328	0.194	0.255	0.07
1	Body	LTE B12	23095	707.5	1RB-High	Right	10mm	\	24.12	25.30	0.163	0.214	0.124	0.163	0.02
1	Body	LTE B12	23095	707.5	1RB-High	Bottom	10mm	\	24.12	25.30	0.106	0.139	0.068	0.089	-0.05
1	Body	LTE B12	23130	711	25RB-Low	Front	10mm	\	23.24	24.30	0.175	0.223	0.132	0.168	-0.13
1	Body	LTE B12	23130	711	25RB-Low	Rear	10mm	\	23.24	24.30	0.205	0.262	0.161	0.206	0.09
1	Body	LTE B12	23130	711	25RB-Low	Right	10mm	\	23.24	24.30	0.221	0.282	0.169	0.216	-0.17
1	Body	LTE B12	23130	711	25RB-Low	Bottom	10mm	\	23.24	24.30	0.091	0.116	0.058	0.074	0.03
1	Head	LTE B13	23230	782	1RB-Low	Cheek Left	0mm	\	24.12	25.30	0.156	0.205	0.118	0.155	-0.19
1	Head	LTE B13	23230	782	1RB-Low	Tilt Left	0mm	\	24.12	25.30	0.098	0.129	0.077	0.101	-0.11
1	Head	LTE B13	23230	782	1RB-Low	Cheek Right	0mm	FIG A.43	24.12	25.30	0.171	0.224	0.135	0.177	0.15
1	Head	LTE B13	23230	782	1RB-Low	Tilt Right	0mm	\	24.12	25.30	0.111	0.146	0.088	0.115	-0.14
1	Head	LTE B13	23230	782	25RB-Low	Cheek Left	0mm	\	23.18	24.30	0.126	0.163	0.097	0.126	0.05
1	Head	LTE B13	23230	782	25RB-Low	Tilt Left	0mm	\	23.18	24.30	0.082	0.106	0.065	0.084	0.19
1	Head	LTE B13	23230	782	25RB-Low	Cheek Right	0mm	\	23.18	24.30	0.139	0.180	0.110	0.142	-0.08
1	Head	LTE B13	23230	782	25RB-Low	Tilt Right	0mm	\	23.18	24.30	0.093	0.120	0.074	0.096	0.08
1	Body	LTE B13	23230	782	1RB-Low	Front	10mm	\	24.12	25.30	0.226	0.297	0.150	0.197	-0.04
1	Body	LTE B13	23230	782	1RB-Low	Rear	10mm	FIG A.44	24.12	25.30	0.261	0.342	0.184	0.241	-0.01
1	Body	LTE B13	23230	782	1RB-Low	Right	10mm	\	24.12	25.30	0.235	0.308	0.164	0.215	-0.17
1	Body	LTE B13	23230	782	1RB-Low	Bottom	10mm	\	24.12	25.30	0.128	0.168	0.080	0.105	0.15
1	Body	LTE B13	23230	782	25RB-Low	Front	10mm	\	23.18	24.30	0.188	0.243	0.123	0.159	-0.07
1	Body	LTE B13	23230	782	25RB-Low	Rear	10mm	\	23.18	24.30	0.217	0.281	0.151	0.195	0.14
1	Body	LTE B13	23230	782	25RB-Low	Right	10mm	\	23.18	24.30	0.184	0.238	0.130	0.168	-0.09
1	Body	LTE B13	23230	782	25RB-Low	Bottom	10mm	\	23.18	24.30	0.103	0.133	0.066	0.085	-0.02
1	Head	LTE B26	26965	841.5	1RB-Low	Cheek Left	0mm	\	24.11	25.30	0.182	0.239	0.137	0.180	0.06
1	Head	LTE B26	26965	841.5	1RB-Low	Tilt Left	0mm	\	24.11	25.30	0.102	0.134	0.080	0.105	0.08
1	Head	LTE B26	26965	841.5	1RB-Low	Cheek Right	0mm	FIG A.45	24.11	25.30	0.184	0.242	0.146	0.192	0.12
1	Head	LTE B26	26965	841.5	1RB-Low	Tilt Right	0mm	\	24.11	25.30	0.126	0.166	0.097	0.128	-0.11
1	Head	LTE B26	26965	841.5	25RB-Middle	Cheek Left	0mm	\	23.35	24.30	0.152	0.189	0.114	0.142	-0.07
1	Head	LTE B26	26965	841.5	25RB-Middle	Tilt Left	0mm	\	23.35	24.30	0.085	0.106	0.067	0.083	-0.19
1	Head	LTE B26	26965	841.5	25RB-Middle	Cheek Right	0mm	\	23.35	24.30	0.153	0.190	0.122	0.152	0.04
1	Head	LTE B26	26965	841.5	25RB-Middle	Tilt Right	0mm	\	23.35	24.30	0.103	0.128	0.079	0.098	0.06
1	Body	LTE B26	26965	841.5	1RB-Low	Front	10mm	\	24.11	25.30	0.267	0.351	0.178	0.234	0.04
1	Body	LTE B26	26965	841.5	1RB-Low	Rear	10mm	FIG A.46	24.11	25.30	0.305	0.401	0.205	0.270	-0.04
1	Body	LTE B26	26965	841.5	1RB-Low	Right	10mm	\	24.11	25.30	0.176	0.231	0.125	0.164	0.05
1	Body	LTE B26	26965	841.5	1RB-Low	Bottom	10mm	\	24.11	25.30	0.186	0.245	0.117	0.154	0.01
1	Body	LTE B26	26965	841.5	25RB-Middle	Front	10mm	\	23.35	24.30	0.216	0.269	0.145	0.180	-0.13
1	Body	LTE B26	26965	841.5	25RB-Middle	Rear	10mm	\	23.35	24.30	0.249	0.310	0.167	0.208	0.14
1	Body	LTE B26	26965	841.5	25RB-Middle	Right	10mm	\	23.35	24.30	0.149	0.185	0.107	0.133	-0.14
1	Body	LTE B26	26965	841.5	25RB-Middle	Bottom	10mm	\	23.35	24.30	0.154	0.192	0.096	0.119	-0.08
4	Head	LTE B38	38150	2610	1RB-Low	Cheek Left	0mm	\	19.74	21.20	0.133	0.186	0.071	0.099	-0.02
4	Head	LTE B38	38150	2610	1RB-Low	Tilt Left	0mm	\	19.74	21.20	0.085	0.119	0.044	0.062	-0.14
4	Head	LTE B38	38150	2610	1RB-Low	Cheek Right	0mm	\	19.74	21.20	0.419	0.586	0.200	0.280	0.01
4	Head	LTE B38	38150	2610	1RB-Low	Tilt Right	0mm	\	19.74	21.20	0.411	0.575	0.176	0.246	0.11
4	Head	LTE B38	38150	2610	50RB-Low	Cheek Left	0mm	\	19.74	21.20	0.140	0.196	0.072	0.101	0.12
4	Head	LTE B38	38150	2610	50RB-Low	Tilt Left	0mm	\	19.74	21.20	0.165	0.231	0.072	0.101	-0.18
4	Head	LTE B38	38150	2610	50RB-Low	Cheek Right	0mm	FIG A.47	19.74	21.20	0.544	0.761	0.203	0.284	0.02
4	Head	LTE B38	38150	2610	50RB-Low	Tilt Right	0mm	\	19.74	21.20	0.409	0.572	0.193	0.270	0.18
4	Body	LTE B38	38150	2610	1RB-Low	Front	10mm	\	17.76	19.20	0.070	0.098	0.034	0.047	0.07
4	Body	LTE B38	38150	2610	1RB-Low	Rear	10mm	\	17.76	19.20	0.081	0.113	0.038	0.053	0.09
4	Body	LTE B38	38150	2610	1RB-Low	Left	10mm	FIG A.48	17.76	19.20	0.124	0.173	0.060	0.084	-0.13
4	Body	LTE B38	38150	2610	1RB-Low	Top	10mm	\	17.76	19.20	0.083	0.116	0.034	0.047	-0.14
4	Body	LTE B38	38000	2595	50RB-Middle	Front	10mm	\	17.77	19.20	0.069	0.096	0.033	0.046	-0.1
4	Body	LTE B38	38000	2595	50RB-Middle	Rear	10mm	\	17.77	19.20	0.073	0.101	0.036	0.050	-0.06
4	Body	LTE B38	38000	2595	50RB-Middle	Left	10mm	\	17.77	19.20	0.095	0.132	0.047	0.065	0.16
4	Body	LTE B38	38000	2595	50RB-Middle	Top	10mm	\	17.77	19.20	0.074	0.103	0.029	0.040	0.12
4	Body	LTE B38	38150	2610	1RB-Low	Front	15mm	\	22.69	24.20	0.149	0.211	0.079	0.112	0.1
4	Body	LTE B38	38150	2610	1RB-Low	Rear	15mm	FIG A.49	22.69	24.20	0.164	0.232	0.087	0.123	0.11
4	Body	LTE B38	38150	2610	50RB-Low	Front	15mm	\	22.12	23.70	0.124	0.178	0.066	0.095	-0.12
4	Body	LTE B38	38150	2610	50RB-Low	Rear	15mm	\	22.12	23.70	0.140	0.201	0.074	0.106	-0.04
2	Head	LTE B38	37850	2580	1RB-Low	Cheek Left	0mm	\	17.60	18.70	0.318	0.410	0.142	0.183	-0.08
2	Head	LTE B38	37850	2580	1RB-Low	Tilt Left	0mm	\	17.60	18.70	0.446	0.575	0.180	0.232	0.11
2	Head	LTE B38	37850	2580	1RB-Low	Cheek Right	0mm	\	17.60	18.70	0.493	0.635	0.189	0.243	-0.12
2	Head	LTE B38	38150	2610	1RB-Low	Tilt Right	0mm	\	17.54	18.70	0.509	0.665	0.183	0.239	0.06
2	Head	LTE B38	38000	2595	1RB-Low	Tilt Right	0mm	\	17.53	18.70	0.499	0.653	0.189	0.247	0.17
2	Head	LTE B38	37850	2580	1RB-Low	Tilt Right	0mm	\	17.60	18.70	0.678	0.873	0.245	0.316	0.11
2	Head	LTE B38	38000	2595	50RB-Middle	Cheek Left	0mm	\	17.56	18.70	0.309	0.402	0.135	0.176	0.09
2	Head	LTE B38	38000	2595	50RB-Middle	Tilt Left	0mm	\	17.56	18.70	0.428	0.556	0.179	0.233	0.12
2	Head	LTE B38	38000	2595	50RB-Middle	Cheek Right	0mm	\	17.56	18.70	0.503	0.654	0.187	0.243	-0.17
2	Head	LTE B38	38150	2610	50RB-Middle	Tilt Right	0mm	\	17.42	18.70	0.522	0.701	0.188	0.252	0.17
2	Head	LTE B38	38000	2595	50RB-Middle	Tilt Right	0mm	\	17.56	18.70	0.512	0.666	0.194	0.252	0.09
2	Head	LTE B38	37850	2580	50RB-Middle	Tilt Right	0mm	FIG A.50	17.55	18.70					

ANT	RF Exposure Conditions	Frequency Band	Channel Number	Frequency (MHz)	Mode/RB	Test setup	Distance	Figure No./Note	EUT Measured Power (dBm)	Tune up (dBm)	Measured SAR 1g (W/kg)	Calculated SAR 1g (W/kg)	Measured SAR 10g (W/kg)	Calculated SAR 10g (W/kg)	Power Drift
0	Head	LTE B38	38000	2595	1RB-Low	Cheek Left	0mm	FIG A.53	20.12	21.20	0.040	0.051	0.021	0.027	-0.13
0	Head	LTE B38	38000	2595	1RB-Low	Tilt Left	0mm	\	20.12	21.20	<0.01	<0.01	<0.01	<0.01	
0	Head	LTE B38	38000	2595	1RB-Low	Cheek Right	0mm	\	20.12	21.20	<0.01	<0.01	<0.01	<0.01	
0	Head	LTE B38	38000	2595	1RB-Low	Tilt Right	0mm	\	20.12	21.20	<0.01	<0.01	<0.01	<0.01	
0	Head	LTE B38	37850	2580	50RB-Middle	Cheek Left	0mm	\	19.16	20.20	<0.01	<0.01	<0.01	<0.01	
0	Head	LTE B38	37850	2580	50RB-Middle	Tilt Left	0mm	\	19.16	20.20	<0.01	<0.01	<0.01	<0.01	
0	Head	LTE B38	37850	2580	50RB-Middle	Cheek Right	0mm	\	19.16	20.20	<0.01	<0.01	<0.01	<0.01	
0	Head	LTE B38	37850	2580	50RB-Middle	Tilt Right	0mm	\	19.16	20.20	<0.01	<0.01	<0.01	<0.01	
0	Body	LTE B38	38000	2595	1RB-Low	Front	10mm	\	14.31	15.20	0.035	0.043	0.016	0.020	0.09
0	Body	LTE B38	38000	2595	1RB-Low	Rear	10mm	\	14.31	15.20	0.060	0.074	0.026	0.032	0.14
0	Body	LTE B38	38000	2595	1RB-Low	Left	10mm	\	14.31	15.20	0.028	0.034	0.012	0.015	0.19
0	Body	LTE B38	38000	2595	1RB-Low	Bottom	10mm	FIG A.54	14.31	15.20	0.096	0.118	0.041	0.050	-0.13
0	Body	LTE B38	37850	2580	50RB-Middle	Front	10mm	\	14.30	15.20	0.033	0.041	0.013	0.016	0.18
0	Body	LTE B38	37850	2580	50RB-Middle	Rear	10mm	\	14.30	15.20	0.057	0.070	0.024	0.030	0.14
0	Body	LTE B38	37850	2580	50RB-Middle	Left	10mm	\	14.30	15.20	0.027	0.033	0.011	0.014	0.06
0	Body	LTE B38	37850	2580	50RB-Middle	Bottom	10mm	\	14.30	15.20	0.091	0.112	0.039	0.048	-0.12
0	Body	LTE B38	38000	2595	1RB-Low	Front	15mm	\	19.52	20.20	0.037	0.043	0.019	0.022	0.08
0	Body	LTE B38	38000	2595	1RB-Low	Rear	15mm	FIG A.55	19.52	20.20	0.055	0.064	0.028	0.033	0.01
0	Body	LTE B38	38000	2595	50RB-Middle	Front	15mm	\	19.34	20.20	0.035	0.043	0.018	0.022	-0.04
0	Body	LTE B38	38000	2595	50RB-Middle	Rear	15mm	\	19.34	20.20	0.052	0.063	0.026	0.032	-0.19
5	Head	LTE B38	38150	2610	1RB-Middle	Cheek Left	0mm	\	17.89	18.20	0.291	0.313	0.141	0.151	0.11
5	Head	LTE B38	38150	2610	1RB-Middle	Tilt Left	0mm	\	17.89	18.20	0.355	0.381	0.159	0.171	-0.17
5	Head	LTE B38	38150	2610	1RB-Middle	Cheek Right	0mm	\	17.89	18.20	0.121	0.130	0.061	0.066	0.04
5	Head	LTE B38	38150	2610	1RB-Middle	Tilt Right	0mm	\	17.89	18.20	0.165	0.177	0.076	0.082	-0.07
5	Head	LTE B38	38150	2610	50RB-Low	Cheek Left	0mm	\	17.88	18.20	0.356	0.383	0.161	0.173	0.16
5	Head	LTE B38	38150	2610	50RB-Low	Tilt Left	0mm	FIG A.56	17.88	18.20	0.390	0.409	0.169	0.182	0.04
5	Head	LTE B38	38150	2610	50RB-Low	Cheek Right	0mm	\	17.88	18.20	0.141	0.152	0.063	0.068	0.11
5	Head	LTE B38	38150	2610	50RB-Low	Tilt Right	0mm	\	17.88	18.20	0.124	0.133	0.062	0.067	-0.07
5	Body	LTE B38	38150	2610	1RB-Middle	Front	10mm	\	14.90	15.20	0.033	0.035	0.014	0.015	0.05
5	Body	LTE B38	38150	2610	1RB-Middle	Rear	10mm	\	14.90	15.20	0.025	0.027	0.011	0.012	-0.18
5	Body	LTE B38	38150	2610	1RB-Middle	Right	10mm	\	14.90	15.20	0.024	0.026	0.006	0.006	0.14
5	Body	LTE B38	38150	2610	1RB-Middle	Top	10mm	FIG A.57	14.90	15.20	0.049	0.053	0.019	0.020	-0.14
5	Body	LTE B38	38150	2610	50RB-Low	Front	10mm	\	14.92	15.20	0.031	0.033	0.013	0.014	-0.05
5	Body	LTE B38	38150	2610	50RB-Low	Rear	10mm	\	14.92	15.20	0.024	0.026	0.010	0.011	0.02
5	Body	LTE B38	38150	2610	50RB-Low	Right	10mm	\	14.92	15.20	0.024	0.026	0.006	0.006	-0.16
5	Body	LTE B38	38150	2610	50RB-Low	Top	10mm	\	14.92	15.20	0.048	0.051	0.018	0.019	0.15
5	Body	LTE B38	38150	2610	1RB-Middle	Front	15mm	\	19.87	20.20	0.067	0.072	0.035	0.038	-0.06
5	Body	LTE B38	38150	2610	1RB-Middle	Rear	15mm	FIG A.58	19.87	20.20	0.073	0.079	0.038	0.041	0.08
5	Body	LTE B38	38150	2610	50RB-Low	Front	15mm	\	19.77	20.20	0.065	0.072	0.032	0.035	0.1
5	Body	LTE B38	38150	2610	50RB-Low	Rear	15mm	\	19.77	20.20	0.070	0.077	0.037	0.041	0.12
4	Head	LTE B41	41055	2636.5	1RB-Low	Cheek Left	0mm	\	18.90	20.20	0.073	0.098	0.036	0.049	-0.16
4	Head	LTE B41	41055	2636.5	1RB-Low	Tilt Left	0mm	\	18.90	20.20	0.051	0.069	0.021	0.028	-0.12
4	Head	LTE B41	41055	2636.5	1RB-Low	Cheek Right	0mm	FIG A.59	18.90	20.20	0.564	0.761	0.215	0.290	0.02
4	Head	LTE B41	41055	2636.5	1RB-Low	Tilt Right	0mm	\	18.90	20.20	0.201	0.271	0.077	0.104	0.13
4	Head	LTE B41	41055	2636.5	50RB-Low	Cheek Left	0mm	\	18.90	20.20	0.141	0.190	0.062	0.084	0.01
4	Head	LTE B41	41055	2636.5	50RB-Low	Tilt Left	0mm	\	18.90	20.20	0.149	0.201	0.059	0.080	-0.15
4	Head	LTE B41	41055	2636.5	50RB-Low	Cheek Right	0mm	\	18.90	20.20	0.563	0.759	0.207	0.279	-0.03
4	Head	LTE B41	41055	2636.5	50RB-Low	Tilt Right	0mm	\	18.90	20.20	0.288	0.389	0.109	0.147	-0.07
4	Body	LTE B41	41055	2636.5	1RB-Low	Front	10mm	\	17.67	19.00	0.078	0.106	0.037	0.050	-0.09
4	Body	LTE B41	41055	2636.5	1RB-Low	Rear	10mm	\	17.67	19.00	0.079	0.107	0.038	0.052	0.14
4	Body	LTE B41	41055	2636.5	1RB-Low	Left	10mm	FIG A.60	17.67	19.00	0.125	0.170	0.060	0.081	0.04
4	Body	LTE B41	41055	2636.5	1RB-Low	Top	10mm	\	17.67	19.00	0.065	0.088	0.026	0.035	-0.03
4	Body	LTE B41	41055	2636.5	50RB-Low	Front	10mm	\	17.72	19.00	0.074	0.099	0.031	0.042	-0.09
4	Body	LTE B41	41055	2636.5	50RB-Low	Rear	10mm	\	17.72	19.00	0.077	0.103	0.035	0.047	-0.18
4	Body	LTE B41	41055	2636.5	50RB-Low	Left	10mm	\	17.72	19.00	0.116	0.156	0.056	0.075	-0.07
4	Body	LTE B41	41055	2636.5	50RB-Low	Top	10mm	\	17.72	19.00	0.055	0.074	0.023	0.031	0.19
4	Body	LTE B41	41055	2636.5	1RB-High	Front	15mm	\	22.98	24.00	0.142	0.180	0.075	0.095	-0.06
4	Body	LTE B41	41055	2636.5	1RB-High	Rear	15mm	\	22.98	24.00	0.140	0.177	0.073	0.092	0.08
4	Body	LTE B41	41055	2636.5	50RB-Middle	Front	15mm	FIG A.61	23.03	24.00	0.150	0.188	0.079	0.099	-0.08
4	Body	LTE B41	41055	2636.5	50RB-Middle	Rear	15mm	\	23.03	24.00	0.147	0.184	0.078	0.098	-0.16
2	Head	LTE B41	40620	2593	1RB-Low	Cheek Left	0mm	\	17.62	18.70	0.332	0.426	0.137	0.176	0.03
2	Head	LTE B41	40620	2593	1RB-Low	Tilt Left	0mm	\	17.62	18.70	0.431	0.553	0.175	0.224	0.09
2	Head	LTE B41	40620	2593	1RB-Low	Cheek Right	0mm	\	17.62	18.70	0.514	0.659	0.191	0.245	0.16
2	Head	LTE B41	41490	2680	1RB-Low	Tilt Right	0mm	\	17.61	18.70	0.646	0.830	0.231	0.297	0.03
2	Head	LTE B41	41055	2636.5	1RB-Low	Tilt Right	0mm	\	17.43	18.70	0.677	0.907	0.245	0.328	0.11
2	Head	LTE B41	40620	2593	1RB-Low	Tilt Right	0mm	FIG A.62	17.62	18.70	0.710	0.910	0.260	0.333	0.18
2	Head	LTE B41	40185	2549.5	1RB-Low	Tilt Right	0mm	\	17.53	18.70	0.643	0.842	0.241	0.316	0.19
2	Head	LTE B41	39750	2506	1RB-Low	Tilt Right	0mm	\	17.55	18.70	0.565	0.736	0.218	0.284	-0.06
2	Head	LTE B41	39750	2506	50RB-Middle	Cheek Left	0mm	\	17.67	18.70	0.238	0.302	0.113	0.143	0.11
2	Head	LTE B41	39750	2506	50RB-Middle	Tilt Left	0mm	\	17.67	18.70	0.378	0.479	0.161	0.204	-0.05
2	Head	LTE B41	39750	2506	50RB-Middle	Cheek Right	0mm	\	17.67	18.70	0.392	0.497	0.167	0.212	-0.18
2	Head	LTE B41	41490	2680	50RB-Low	Tilt Right	0mm	\	17.63	18.70	0.526	0.673	0.201	0.257	0.05
2	Head	LTE B41	41055	2636.5	50RB-Low	Tilt Right	0mm	\	17.42	18.70	0.606	0.814	0.218	0.293	0.12
2	Head	LTE B41	40620	2593	50RB-Low	Tilt Right	0mm	\	17.55	18.70	0.622	0.811	0.228	0.297	0.09
2	Head	LTE B41	40185	2549.5	50RB-Low	Tilt Right	0mm	\	17.62	18.70	0.524	0.672	0.211	0.271	-0.14
2	Head	LTE B41	39750	2506	50RB-Middle	Tilt Right	0mm	\	17.67	18.70	0.646	0.819	0.248	0.314	0.13
2	Head	LTE B41	40185	2549.5	100RB	Tilt Right	0mm	\	17.65	18.70	0.541	0.689	0.216	0.275	0.03
2	Body	LTE B41	41490	2680	1RB-Low	Front	10mm	\	15.19	16.20	0.036	0.045	0.016	0.020	0.18
2	Body	LTE B41	41490	2680	1RB-Low	Rear	10mm	\	15.19	16.20	0.051	0.064	0.022	0.028	0.14
2	Body	LTE B41	41490	2680	1RB-Low	Left	10mm	\	15.19	16.20	0.031	0.039	0.014	0.018	-0.06
2	Body	LTE B41	41490	2680	1RB-Low	Top	10mm	\	15.19	16.20	0.096	0.109	0.037	0.047	-0.11
2	Body	LTE B41	39750	2506	50RB-Middle	Front	10mm	\	15.23	16.20	0.038	0.048	0.017	0.021	0.1
2	Body	LTE B41	39750	2506	50RB-Middle	Rear	10mm	\	15.23	16.20	0.054	0.068	0.024	0.030	-0.02
2	Body	LTE B41	39750	2506	50RB-Middle	Left	10mm	\	15.23	16.20	0.029	0			

ANT	RF Exposure Conditions	Frequency Band	Channel Number	Frequency (MHz)	Mode/RB	Test setup	Distance	Figure No./Note	EUT Measured Power (dBm)	Tune up (dBm)	Measured SAR 1g (W/kg)	Calculated SAR 1g (W/kg)	Measured SAR 10g (W/kg)	Calculated SAR 10g (W/kg)	Power Drift
0	Head	LTE B41	41490	2680	1RB-Low	Cheek Left	0mm	FIG A.65	20.83	22.20	0.056	0.077	0.029	0.040	0.11
0	Head	LTE B41	41490	2680	1RB-Low	Tilt Left	0mm	\	20.83	22.20	<0.01	<0.01	<0.01	<0.01	
0	Head	LTE B41	41490	2680	1RB-Low	Cheek Right	0mm	\	20.83	22.20	<0.01	<0.01	<0.01	<0.01	
0	Head	LTE B41	41490	2680	1RB-Low	Tilt Right	0mm	\	20.83	22.20	<0.01	<0.01	<0.01	<0.01	
0	Head	LTE B41	41490	2680	50RB-Low	Cheek Left	0mm	\	19.89	21.20	0.046	0.062	0.024	0.032	-0.06
0	Head	LTE B41	41490	2680	50RB-Low	Tilt Left	0mm	\	19.89	21.20	<0.01	<0.01	<0.01	<0.01	
0	Head	LTE B41	41490	2680	50RB-Low	Cheek Right	0mm	\	19.89	21.20	<0.01	<0.01	<0.01	<0.01	
0	Head	LTE B41	41490	2680	50RB-Low	Tilt Right	0mm	\	19.89	21.20	<0.01	<0.01	<0.01	<0.01	
0	Body	LTE B41	41490	2680	1RB-Low	Front	10mm	\	15.00	15.70	0.050	0.059	0.015	0.018	-0.13
0	Body	LTE B41	41490	2680	1RB-Low	Rear	10mm	\	15.00	15.70	0.052	0.061	0.024	0.028	0.03
0	Body	LTE B41	41490	2680	1RB-Low	Left	10mm	\	15.00	15.70	0.034	0.040	0.017	0.020	-0.14
0	Body	LTE B41	41490	2680	1RB-Low	Bottom	10mm	FIG A.66	15.00	15.70	0.097	0.114	0.040	0.047	-0.05
0	Body	LTE B41	41490	2680	50RB-Low	Front	10mm	\	15.01	15.70	0.048	0.056	0.011	0.013	-0.16
0	Body	LTE B41	41490	2680	50RB-Low	Rear	10mm	\	15.01	15.70	0.051	0.060	0.024	0.028	0.18
0	Body	LTE B41	41490	2680	50RB-Low	Left	10mm	\	15.01	15.70	0.035	0.041	0.018	0.021	0.12
0	Body	LTE B41	41490	2680	50RB-Low	Bottom	10mm	\	15.01	15.70	0.085	0.100	0.038	0.045	-0.06
0	Body	LTE B41	41490	2680	1RB-Low	Front	15mm	\	20.01	20.70	0.048	0.056	0.025	0.029	0.19
0	Body	LTE B41	41490	2680	1RB-Low	Rear	15mm	FIG A.67	20.01	20.70	0.080	0.094	0.039	0.046	0.16
0	Body	LTE B41	41490	2680	50RB-Low	Front	15mm	\	20.02	20.70	0.044	0.051	0.022	0.026	0.06
0	Body	LTE B41	41490	2680	50RB-Low	Rear	15mm	\	20.02	20.70	0.071	0.083	0.036	0.042	-0.05
5	Head	LTE B41	41055	2636.5	1RB-Low	Cheek Left	0mm	\	18.11	18.70	0.253	0.290	0.115	0.132	-0.09
5	Head	LTE B41	41055	2636.5	1RB-Low	Tilt Left	0mm	\	18.11	18.70	0.293	0.336	0.123	0.141	0.08
5	Head	LTE B41	41055	2636.5	1RB-Low	Cheek Right	0mm	\	18.11	18.70	0.146	0.167	0.066	0.076	0.1
5	Head	LTE B41	41055	2636.5	1RB-Low	Tilt Right	0mm	\	18.11	18.70	0.196	0.225	0.081	0.093	0.01
5	Head	LTE B41	40620	2593	50RB-High	Cheek Left	0mm	\	18.08	18.70	0.282	0.378	0.130	0.150	-0.04
5	Head	LTE B41	40620	2593	50RB-High	Tilt Left	0mm	FIG A.68	18.08	18.70	0.309	0.414	0.137	0.158	0.16
5	Head	LTE B41	40620	2593	50RB-High	Cheek Right	0mm	\	18.08	18.70	0.140	0.187	0.062	0.072	-0.04
5	Head	LTE B41	40620	2593	50RB-High	Tilt Right	0mm	\	18.08	18.70	0.194	0.260	0.086	0.099	0.11
5	Body	LTE B41	41055	2636.5	1RB-Low	Front	10mm	\	15.15	15.70	0.034	0.039	0.015	0.017	-0.05
5	Body	LTE B41	41055	2636.5	1RB-Low	Rear	10mm	\	15.15	15.70	0.030	0.034	0.014	0.016	-0.05
5	Body	LTE B41	41055	2636.5	1RB-Low	Left	10mm	\	15.15	15.70	0.029	0.033	0.007	0.008	0.09
5	Body	LTE B41	41055	2636.5	1RB-Low	Top	10mm	FIG A.69	15.15	15.70	0.050	0.057	0.020	0.023	-0.13
5	Body	LTE B41	40620	2593	50RB-High	Front	10mm	\	15.13	15.70	0.032	0.036	0.014	0.016	-0.12
5	Body	LTE B41	40620	2593	50RB-High	Rear	10mm	\	15.13	15.70	0.029	0.033	0.012	0.014	0.02
5	Body	LTE B41	40620	2593	50RB-High	Left	10mm	\	15.13	15.70	0.028	0.032	0.006	0.007	0.11
5	Body	LTE B41	40620	2593	50RB-High	Top	10mm	\	15.13	15.70	0.048	0.055	0.019	0.022	0.09
5	Body	LTE B41	41055	2636.5	1RB-Low	Front	15mm	FIG A.70	20.06	20.70	0.042	0.049	0.021	0.024	0.15
5	Body	LTE B41	41055	2636.5	1RB-Low	Rear	15mm	\	20.06	20.70	0.040	0.046	0.020	0.023	0.07
5	Body	LTE B41	40620	2593	50RB-Middle	Front	15mm	\	20.01	20.70	0.042	0.049	0.021	0.025	0.02
5	Body	LTE B41	40620	2593	50RB-Middle	Rear	15mm	\	20.01	20.70	0.039	0.046	0.020	0.023	0.06
0	Head	LTE B66	132572	1770	1RB-Low	Cheek Left	0mm	\	23.56	24.50	0.079	0.098	0.052	0.065	-0.13
0	Head	LTE B66	132572	1770	1RB-Low	Tilt Left	0mm	\	23.56	24.50	0.035	0.043	0.022	0.027	-0.04
0	Head	LTE B66	132572	1770	1RB-Low	Cheek Right	0mm	\	23.56	24.50	0.093	0.115	0.060	0.074	0.17
0	Head	LTE B66	132572	1770	1RB-Low	Tilt Right	0mm	\	23.56	24.50	0.044	0.055	0.027	0.034	0.16
0	Head	LTE B66	132072	1720	50RB-Middle	Cheek Left	0mm	\	22.54	23.50	0.081	0.101	0.052	0.065	0.17
0	Head	LTE B66	132072	1720	50RB-Middle	Tilt Left	0mm	\	22.54	23.50	0.038	0.047	0.024	0.030	-0.13
0	Head	LTE B66	132072	1720	50RB-Middle	Cheek Right	0mm	FIG A.71	22.54	23.50	0.095	0.119	0.061	0.076	-0.11
0	Head	LTE B66	132072	1720	50RB-Middle	Tilt Right	0mm	\	22.54	23.50	0.042	0.052	0.025	0.031	0.06
0	Body	LTE B66	132072	1720	1RB-High	Front	10mm	\	19.86	20.50	0.067	0.078	0.038	0.044	0.06
0	Body	LTE B66	132072	1720	1RB-High	Rear	10mm	\	19.86	20.50	0.169	0.196	0.098	0.114	0.11
0	Body	LTE B66	132072	1720	1RB-High	Left	10mm	\	19.86	20.50	0.044	0.051	0.025	0.029	0.01
0	Body	LTE B66	132072	1720	1RB-High	Bottom	10mm	\	19.86	20.50	0.241	0.279	0.135	0.156	0.17
0	Body	LTE B66	132072	1720	50RB-Middle	Front	10mm	\	19.84	20.50	0.150	0.175	0.095	0.111	-0.01
0	Body	LTE B66	132072	1720	50RB-Middle	Rear	10mm	\	19.84	20.50	0.204	0.237	0.118	0.137	-0.07
0	Body	LTE B66	132072	1720	50RB-Middle	Left	10mm	\	19.84	20.50	0.066	0.077	0.037	0.043	-0.09
0	Body	LTE B66	132072	1720	50RB-Middle	Bottom	10mm	FIG A.72	19.84	20.50	0.292	0.340	0.163	0.190	0.17
0	Body	LTE B66	132072	1720	1RB-High	Front	15mm	\	21.64	22.50	0.120	0.146	0.077	0.094	0.04
0	Body	LTE B66	132072	1720	1RB-High	Rear	15mm	\	21.64	22.50	0.147	0.179	0.090	0.110	-0.06
0	Body	LTE B66	132072	1720	50RB-Middle	Front	15mm	\	21.60	22.50	0.149	0.183	0.093	0.114	-0.11
0	Body	LTE B66	132072	1720	50RB-Middle	Rear	15mm	FIG A.73	21.60	22.50	0.186	0.229	0.113	0.139	0.12

15.2 SAR results for 5G NR

ANT	RF Exposure Conditions	Frequency Band	Channel Number	Frequency (MHz)	Mode	Test setup	Distance	Figure No./Note	EUT Measured Power (dBm)	Tune up (dBm)	Measured SAR 1g (W/kg)	Calculated SAR 1g (W/kg)	Measured SAR 10g (W/kg)	Calculated SAR 10g (W/kg)	Power Drift
0	Head	N2	381500	1907.5	DFT-QPSK	Cheek Left	0mm	FIG A.74	23.00	24.30	0.120	0.162	0.077	0.104	0.05
0	Head	N2	376000	1880	DFT-QPSK	Cheek Left	0mm	\	23.26	24.30	0.110	0.140	0.071	0.090	0.12
0	Head	N2	370500	1852.5	DFT-QPSK	Cheek Left	0mm	\	23.11	24.30	0.113	0.149	0.073	0.096	0.10
0	Head	N2	376000	1880	DFT-QPSK	Tilt Left	0mm	\	23.26	24.30	0.044	0.056	0.028	0.036	-0.09
0	Head	N2	376000	1880	DFT-QPSK	Cheek Right	0mm	\	23.26	24.30	0.070	0.089	0.047	0.060	0.11
0	Head	N2	376000	1880	DFT-QPSK	Tilt Right	0mm	\	23.26	24.30	0.052	0.066	0.033	0.042	-0.19
0	Head	N2	376000	1880	CP-QPSK	Cheek Left	0mm	\	21.60	22.80	0.091	0.120	0.066	0.087	-0.14
0	Body	N2	376000	1880	DFT-QPSK	Front	10mm	\	19.11	20.30	0.177	0.233	0.108	0.142	0.17
0	Body	N2	376000	1880	DFT-QPSK	Rear	10mm	\	19.11	20.30	0.264	0.347	0.154	0.203	-0.10
0	Body	N2	376000	1880	DFT-QPSK	Left	10mm	\	19.11	20.30	0.039	0.051	0.017	0.022	0.15
0	Body	N2	381500	1907.5	DFT-QPSK	Bottom	10mm	\	18.91	20.30	0.249	0.343	0.135	0.186	-0.16
0	Body	N2	376000	1880	DFT-QPSK	Bottom	10mm	FIG A.75	19.11	20.30	0.366	0.481	0.201	0.264	0.12
0	Body	N2	370500	1852.5	DFT-QPSK	Bottom	10mm	\	19.00	20.30	0.355	0.479	0.201	0.271	0.16
0	Body	N2	376000	1880	CP-QPSK	Bottom	10mm	\	19.09	20.30	0.321	0.424	0.184	0.243	-0.09
0	Body	N2	376000	1880	DFT-QPSK	Front	15mm	\	21.07	22.30	0.057	0.076	0.034	0.045	0.05
0	Body	N2	381500	1907.5	DFT-QPSK	Rear	15mm	FIG A.76	20.93	22.30	0.185	0.254	0.111	0.152	-0.12
0	Body	N2	376000	1880	DFT-QPSK	Rear	15mm	\	21.07	22.30	0.157	0.208	0.093	0.123	0.15
0	Body	N2	370500	1852.5	DFT-QPSK	Rear	15mm	\	21.03	22.30	0.144	0.193	0.086	0.115	0.16
0	Body	N2	376000	1880	CP-QPSK	Rear	15mm	\	21.03	22.30	0.141	0.189	0.083	0.111	0.01
2	Head	N2	376000	1880	DFT-QPSK	Cheek Left	0mm	\	16.01	17.30	0.218	0.293	0.135	0.182	-0.04
2	Head	N2	376000	1880	DFT-QPSK	Tilt Left	0mm	\	16.01	17.30	0.282	0.380	0.156	0.210	0.18
2	Head	N2	376000	1880	DFT-QPSK	Cheek Right	0mm	\	16.01	17.30	0.333	0.448	0.188	0.253	0.12
2	Head	N2	381500	1907.5	DFT-QPSK	Tilt Right	0mm	FIG A.77	15.93	17.30	0.409	0.561	0.207	0.284	-0.12
2	Head	N2	376000	1880	DFT-QPSK	Tilt Right	0mm	\	16.01	17.30	0.375	0.505	0.197	0.265	0.10
2	Head	N2	370500	1852.5	DFT-QPSK	Tilt Right	0mm	\	16.00	17.30	0.374	0.505	0.198	0.267	0.08
2	Head	N2	376000	1880	CP-QPSK	Tilt Right	0mm	\	15.89	17.30	0.343	0.475	0.191	0.264	0.06
2	Body	N2	376000	1880	DFT-QPSK	Front	10mm	\	15.79	16.80	0.072	0.091	0.044	0.056	0.12
2	Body	N2	376000	1880	DFT-QPSK	Rear	10mm	\	15.79	16.80	0.079	0.100	0.047	0.059	-0.05
2	Body	N2	376000	1880	DFT-QPSK	Left	10mm	\	15.79	16.80	0.031	0.039	0.014	0.018	-0.02
2	Body	N2	381500	1907.5	DFT-QPSK	Top	10mm	\	15.72	16.80	0.168	0.215	0.088	0.113	-0.18
2	Body	N2	376000	1880	DFT-QPSK	Top	10mm	FIG A.78	15.79	16.80	0.180	0.227	0.094	0.119	0.03
2	Body	N2	370500	1852.5	DFT-QPSK	Top	10mm	\	15.78	16.80	0.132	0.167	0.068	0.086	0.05
2	Body	N2	376000	1880	CP-QPSK	Top	10mm	\	15.67	16.80	0.171	0.222	0.091	0.118	-0.05
2	Body	N2	376000	1880	DFT-QPSK	Front	15mm	\	21.27	22.30	0.206	0.261	0.114	0.145	0.16
2	Body	N2	381500	1907.5	DFT-QPSK	Rear	15mm	FIG A.79	21.17	22.30	0.263	0.367	0.162	0.210	-0.03
2	Body	N2	376000	1880	DFT-QPSK	Rear	15mm	\	21.27	22.30	0.220	0.279	0.125	0.158	-0.10
2	Body	N2	370500	1852.5	DFT-QPSK	Rear	15mm	\	21.26	22.30	0.213	0.271	0.120	0.152	0.15
2	Body	N2	376000	1880	CP-QPSK	Rear	15mm	\	20.81	22.30	0.176	0.248	0.101	0.142	0.08
0	Head	N7	513500	2567.5	DFT-QPSK	Cheek Left	0mm	FIG A.80	23.11	24.30	0.141	0.185	0.077	0.101	0.06
0	Head	N7	507000	2535	DFT-QPSK	Cheek Left	0mm	\	23.14	24.30	0.128	0.167	0.070	0.091	0.19
0	Head	N7	500500	2502.5	DFT-QPSK	Cheek Left	0mm	\	23.11	24.30	0.114	0.150	0.064	0.084	-0.03
0	Head	N7	507000	2535	DFT-QPSK	Tilt Left	0mm	\	23.14	24.30	0.034	0.044	0.019	0.025	-0.08
0	Head	N7	507000	2535	DFT-QPSK	Cheek Right	0mm	\	23.14	24.30	0.071	0.093	0.042	0.055	0.01
0	Head	N7	507000	2535	DFT-QPSK	Tilt Right	0mm	\	23.14	24.30	0.057	0.074	0.031	0.040	0.08
0	Head	N7	507000	2535	CP-QPSK	Cheek Left	0mm	\	21.66	22.80	0.089	0.116	0.047	0.061	-0.16
0	Body	N7	507000	2535	DFT-QPSK	Front	10mm	\	18.08	19.30	0.137	0.181	0.071	0.094	0.06
0	Body	N7	507000	2535	DFT-QPSK	Rear	10mm	\	18.08	19.30	0.206	0.273	0.102	0.135	-0.03
0	Body	N7	507000	2535	DFT-QPSK	Left	10mm	\	18.08	19.30	0.082	0.109	0.043	0.057	0.04
0	Body	N7	513500	2567.5	DFT-QPSK	Bottom	10mm	FIG A.81	17.97	19.30	0.423	0.575	0.197	0.268	-0.13
0	Body	N7	507000	2535	DFT-QPSK	Bottom	10mm	\	18.08	19.30	0.331	0.438	0.154	0.204	0.04
0	Body	N7	500500	2502.5	DFT-QPSK	Bottom	10mm	\	17.97	19.30	0.333	0.452	0.155	0.211	0.17
0	Body	N7	507000	2535	CP-QPSK	Bottom	10mm	\	18.04	19.30	0.307	0.410	0.146	0.195	0.05
0	Body	N7	507000	2535	DFT-QPSK	Front	15mm	\	20.09	21.30	0.127	0.168	0.067	0.089	0.04
0	Body	N7	513500	2567.5	DFT-QPSK	Rear	15mm	FIG A.82	20.02	21.30	0.191	0.256	0.097	0.130	0.08
0	Body	N7	507000	2535	DFT-QPSK	Rear	15mm	\	20.09	21.30	0.178	0.235	0.091	0.120	0.06
0	Body	N7	500500	2502.5	DFT-QPSK	Rear	15mm	\	20.02	21.30	0.155	0.208	0.079	0.106	-0.09
0	Body	N7	507000	2535	CP-QPSK	Rear	15mm	\	20.06	21.30	0.167	0.222	0.083	0.110	0.14
2	Head	N7	507000	2535	DFT-QPSK	Cheek Left	0mm	\	16.15	17.30	0.223	0.291	0.119	0.155	0.14
2	Head	N7	507000	2535	DFT-QPSK	Tilt Left	0mm	\	16.15	17.30	0.319	0.416	0.156	0.203	0.11
2	Head	N7	507000	2535	DFT-QPSK	Cheek Right	0mm	\	16.15	17.30	0.555	0.723	0.245	0.319	0.13
2	Head	N7	513500	2567.5	DFT-QPSK	Tilt Right	0mm	FIG A.83	16.12	17.30	0.807	1.059	0.305	0.400	0.17
2	Head	N7	507000	2535	DFT-QPSK	Tilt Right	0mm	\	16.15	17.30	0.686	0.894	0.286	0.373	-0.08
2	Head	N7	500500	2502.5	DFT-QPSK	Tilt Right	0mm	\	16.06	17.30	0.604	0.804	0.271	0.361	-0.14
2	Head	N7	507000	2535	CP-QPSK	Tilt Right	0mm	\	16.08	17.30	0.669	0.886	0.277	0.367	0.12
2	Body	N7	507000	2535	DFT-QPSK	Front	10mm	\	13.14	13.80	0.065	0.076	0.032	0.037	0.07
2	Body	N7	507000	2535	DFT-QPSK	Rear	10mm	\	13.14	13.80	0.092	0.107	0.043	0.050	-0.03
2	Body	N7	507000	2535	DFT-QPSK	Left	10mm	\	13.14	13.80	0.064	0.075	0.030	0.035	-0.01
2	Body	N7	513500	2567.5	DFT-QPSK	Top	10mm	FIG A.84	13.12	13.80	0.131	0.153	0.058	0.068	-0.11
2	Body	N7	507000	2535	DFT-QPSK	Top	10mm	\	13.14	13.80	0.108	0.126	0.052	0.061	-0.15
2	Body	N7	500500	2502.5	DFT-QPSK	Top	10mm	\	13.07	13.80	0.101	0.119	0.052	0.062	0.09
2	Body	N7	507000	2535	CP-QPSK	Top	10mm	\	13.09	13.80	0.105	0.124	0.051	0.060	0.03
2	Body	N7	507000	2535	DFT-QPSK	Front	15mm	\	17.82	18.80	0.116	0.145	0.058	0.073	-0.15
2	Body	N7	513500	2567.5	DFT-QPSK	Rear	15mm	FIG A.85	17.79	18.80	0.183	0.231	0.085	0.107	0.03
2	Body	N7	507000	2535	DFT-QPSK	Rear	15mm	\	17.82	18.80	0.158	0.198	0.074	0.093	-0.04
2	Body	N7	500500	2502.5	DFT-QPSK	Rear	15mm	\	17.72	18.80	0.134	0.172	0.064	0.082	-0.18
2	Body	N7	507000	2535	CP-QPSK	Rear	15mm	\	17.74	18.80	0.153	0.195	0.072	0.092	0.12

ANT	RF Exposure Conditions	Frequency Band	Channel Number	Frequency (MHz)	Mode	Test setup	Distance	Figure No/Note	Duty Cycle	EUT Measured Power (dBm)	Tune up (dBm)	Measured SAR 1g (W/kg)	Calculated SAR 1g (W/kg)	Measured SAR 10g (W/kg)	Calculated SAR 10g (W/kg)	Power Drift
4	Head	N38	519000	2595	DFT-QPSK	Cheek Left	0mm	\	100.00%	16.24	17.50	0.110	0.147	0.061	0.082	0.05
4	Head	N38	519000	2595	DFT-QPSK	Tilt Left	0mm	\	100.00%	16.24	17.50	0.104	0.139	0.053	0.071	-0.08
4	Head	N38	522000	2610	DFT-QPSK	Cheek Right	0mm	\	100.00%	16.18	17.50	0.331	0.449	0.166	0.225	-0.02
4	Head	N38	519000	2595	DFT-QPSK	Cheek Right	0mm	\	100.00%	16.24	17.50	0.359	0.480	0.180	0.241	-0.19
4	Head	N38	516000	2580	DFT-QPSK	Cheek Right	0mm	FIG A.86	100.00%	16.21	17.50	0.439	0.591	0.212	0.285	-0.12
4	Head	N38	519000	2595	DFT-QPSK	Tilt Right	0mm	\	100.00%	16.24	17.50	0.312	0.417	0.166	0.222	0.12
4	Head	N38	519000	2595	CP-QPSK	Cheek Right	0mm	\	100.00%	16.22	17.50	0.382	0.513	0.189	0.254	-0.13
4	Body	N38	519000	2595	DFT-QPSK	Front	10mm	\	100.00%	15.29	16.50	0.079	0.104	0.043	0.057	0.11
4	Body	N38	519000	2595	DFT-QPSK	Rear	10mm	\	100.00%	15.29	16.50	0.099	0.131	0.049	0.065	0.06
4	Body	N38	522000	2610	DFT-QPSK	Left	10mm	\	100.00%	15.24	16.50	0.122	0.163	0.063	0.084	0.09
4	Body	N38	519000	2595	DFT-QPSK	Left	10mm	\	100.00%	15.29	16.50	0.114	0.151	0.056	0.074	0.13
4	Body	N38	516000	2580	DFT-QPSK	Left	10mm	FIG A.87	100.00%	15.27	16.50	0.137	0.182	0.069	0.092	0.13
4	Body	N38	519000	2595	DFT-QPSK	Top	10mm	\	100.00%	15.29	16.50	0.105	0.139	0.042	0.055	-0.11
4	Body	N38	519000	2595	CP-QPSK	Left	10mm	\	100.00%	15.29	16.50	0.111	0.147	0.055	0.073	-0.09
4	Body	N38	519000	2595	DFT-QPSK	Front	15mm	\	100.00%	20.24	21.50	0.134	0.179	0.071	0.095	0.02
4	Body	N38	522000	2610	DFT-QPSK	Rear	15mm	\	100.00%	20.14	21.50	0.143	0.196	0.077	0.105	-0.07
4	Body	N38	519000	2595	DFT-QPSK	Rear	15mm	\	100.00%	20.24	21.50	0.146	0.195	0.078	0.104	0.08
4	Body	N38	516000	2580	DFT-QPSK	Rear	15mm	FIG A.88	100.00%	20.18	21.50	0.166	0.225	0.087	0.118	0.07
4	Body	N38	519000	2595	CP-QPSK	Rear	15mm	\	100.00%	20.21	21.50	0.141	0.190	0.074	0.100	0.12
2	Head	N38	519000	2595	DFT-QPSK	Cheek Left	0mm	\	100.00%	14.89	16.00	0.185	0.239	0.084	0.108	-0.16
2	Head	N38	519000	2595	DFT-QPSK	Tilt Left	0mm	\	100.00%	14.89	16.00	0.271	0.350	0.115	0.148	-0.14
2	Head	N38	519000	2595	DFT-QPSK	Cheek Right	0mm	\	100.00%	14.89	16.00	0.326	0.421	0.125	0.161	0.00
2	Head	N38	522000	2610	DFT-QPSK	Tilt Right	0mm	\	100.00%	14.87	16.00	0.555	0.720	0.207	0.269	-0.13
2	Head	N38	519000	2595	DFT-QPSK	Tilt Right	0mm	\	100.00%	14.89	16.00	0.585	0.755	0.217	0.280	0.18
2	Head	N38	516000	2580	DFT-QPSK	Tilt Right	0mm	FIG A.89	100.00%	14.85	16.00	0.607	0.791	0.226	0.295	0.01
2	Head	N38	519000	2595	CP-QPSK	Tilt Right	0mm	\	100.00%	14.83	16.00	0.579	0.758	0.211	0.276	-0.06
2	Body	N38	519000	2595	DFT-QPSK	Front	10mm	\	100.00%	12.35	13.50	0.048	0.063	0.022	0.029	-0.04
2	Body	N38	519000	2595	DFT-QPSK	Rear	10mm	\	100.00%	12.35	13.50	0.083	0.108	0.037	0.048	0.17
2	Body	N38	519000	2595	DFT-QPSK	Left	10mm	\	100.00%	12.35	13.50	0.038	0.050	0.016	0.021	0.19
2	Body	N38	522000	2610	DFT-QPSK	Top	10mm	\	100.00%	12.32	13.50	0.129	0.169	0.055	0.072	-0.15
2	Body	N38	519000	2595	DFT-QPSK	Top	10mm	FIG A.90	100.00%	12.35	13.50	0.135	0.176	0.057	0.074	-0.03
2	Body	N38	516000	2580	DFT-QPSK	Top	10mm	\	100.00%	12.32	13.50	0.126	0.165	0.054	0.071	-0.06
2	Body	N38	519000	2595	CP-QPSK	Top	10mm	\	100.00%	12.32	13.50	0.129	0.169	0.053	0.070	0.14
2	Body	N38	519000	2595	DFT-QPSK	Front	15mm	\	100.00%	17.26	18.50	0.092	0.122	0.044	0.059	0.07
2	Body	N38	522000	2610	DFT-QPSK	Rear	15mm	\	100.00%	17.22	18.50	0.145	0.195	0.068	0.091	-0.12
2	Body	N38	519000	2595	DFT-QPSK	Rear	15mm	\	100.00%	17.26	18.50	0.148	0.197	0.068	0.090	-0.07
2	Body	N38	516000	2580	DFT-QPSK	Rear	15mm	FIG A.91	100.00%	17.20	18.50	0.152	0.205	0.071	0.096	0.07
2	Body	N38	519000	2595	CP-QPSK	Rear	15mm	\	100.00%	17.16	18.50	0.139	0.189	0.064	0.087	0.12
0	Head	N38	522000	2610	DFT-QPSK	Cheek Left	0mm	FIG A.92	100.00%	21.78	23.00	0.100	0.132	0.051	0.068	-0.14
0	Head	N38	519000	2595	DFT-QPSK	Cheek Left	0mm	\	100.00%	21.81	23.00	0.095	0.125	0.047	0.062	0.08
0	Head	N38	516000	2580	DFT-QPSK	Cheek Left	0mm	\	100.00%	21.77	23.00	0.096	0.127	0.049	0.065	-0.03
0	Head	N38	519000	2595	DFT-QPSK	Tilt Left	0mm	\	100.00%	21.81	23.00	0.032	0.042	0.017	0.022	0.03
0	Head	N38	519000	2595	DFT-QPSK	Cheek Right	0mm	\	100.00%	21.81	23.00	0.049	0.064	0.027	0.036	-0.16
0	Head	N38	519000	2595	DFT-QPSK	Tilt Right	0mm	\	100.00%	21.81	23.00	0.046	0.061	0.023	0.030	-0.02
0	Head	N38	519000	2595	CP-QPSK	Cheek Left	0mm	\	100.00%	20.10	21.50	0.076	0.105	0.038	0.052	0.15
0	Body	N38	519000	2595	DFT-QPSK	Front	10mm	\	100.00%	18.24	19.50	0.125	0.167	0.065	0.087	-0.15
0	Body	N38	519000	2595	DFT-QPSK	Rear	10mm	\	100.00%	18.24	19.50	0.186	0.249	0.091	0.122	-0.09
0	Body	N38	519000	2595	DFT-QPSK	Left	10mm	\	100.00%	18.24	19.50	0.069	0.092	0.035	0.047	0.06
0	Body	N38	522000	2610	DFT-QPSK	Bottom	10mm	\	100.00%	18.20	19.50	0.403	0.544	0.186	0.251	-0.16
0	Body	N38	519000	2595	DFT-QPSK	Bottom	10mm	\	100.00%	18.24	19.50	0.401	0.536	0.182	0.243	0.14
0	Body	N38	516000	2580	DFT-QPSK	Bottom	10mm	FIG A.93	100.00%	18.22	19.50	0.411	0.552	0.191	0.256	-0.16
0	Body	N38	519000	2595	CP-QPSK	Bottom	10mm	\	100.00%	18.19	19.50	0.388	0.525	0.181	0.245	0.17
0	Body	N38	519000	2595	DFT-QPSK	Front	15mm	\	100.00%	20.13	21.50	0.083	0.114	0.044	0.060	0.02
0	Body	N38	522000	2610	DFT-QPSK	Rear	15mm	\	100.00%	20.08	21.50	0.123	0.171	0.064	0.089	0.17
0	Body	N38	519000	2595	DFT-QPSK	Rear	15mm	\	100.00%	20.13	21.50	0.120	0.165	0.062	0.085	0.04
0	Body	N38	516000	2580	DFT-QPSK	Rear	15mm	FIG A.94	100.00%	20.10	21.50	0.127	0.175	0.066	0.091	-0.19
0	Body	N38	519000	2595	CP-QPSK	Rear	15mm	\	100.00%	20.06	21.50	0.111	0.155	0.057	0.079	0.07
5	Head	N38	522000	2610	DFT-QPSK	Cheek Left	0mm	\	100.00%	16.52	18.00	0.534	0.751	0.248	0.349	-0.02
5	Head	N38	519000	2595	DFT-QPSK	Cheek Left	0mm	\	100.00%	16.55	18.00	0.605	0.845	0.280	0.391	-0.07
5	Head	N38	516000	2580	DFT-QPSK	Cheek Left	0mm	FIG A.95	100.00%	16.54	18.00	0.679	0.950	0.315	0.441	0.07
5	Head	N38	522000	2610	DFT-QPSK	Tilt Left	0mm	\	100.00%	16.52	18.00	0.527	0.741	0.241	0.339	0.12
5	Head	N38	519000	2595	DFT-QPSK	Tilt Left	0mm	\	100.00%	16.55	18.00	0.598	0.835	0.274	0.383	0.05
5	Head	N38	516000	2580	DFT-QPSK	Tilt Left	0mm	\	100.00%	16.54	18.00	0.591	0.827	0.271	0.379	-0.09
5	Head	N38	519000	2595	DFT-QPSK	Cheek Right	0mm	\	100.00%	16.55	18.00	0.287	0.401	0.135	0.189	0.02
5	Head	N38	519000	2595	DFT-QPSK	Tilt Right	0mm	\	100.00%	16.55	18.00	0.347	0.485	0.151	0.211	-0.07
5	Head	N38	519000	2595	CP-QPSK	Cheek Left	0mm	\	100.00%	16.51	18.00	0.588	0.829	0.271	0.382	0.12
5	Body	N38	519000	2595	DFT-QPSK	Front	10mm	\	100.00%	15.44	16.50	0.091	0.116	0.047	0.060	0.06
5	Body	N38	519000	2595	DFT-QPSK	Rear	10mm	\	100.00%	15.44	16.50	0.090	0.115	0.048	0.061	0.18
5	Body	N38	519000	2595	DFT-QPSK	Right	10mm	\	100.00%	15.44	16.50	0.061	0.078	0.028	0.036	-0.03
5	Body	N38	522000	2610	DFT-QPSK	Top	10mm	\	100.00%	15.40	16.50	0.155	0.200	0.073	0.094	-0.01
5	Body	N38	519000	2595	DFT-QPSK	Top	10mm	\	100.00%	15.44	16.50	0.144	0.184	0.070	0.089	-0.07
5	Body	N38	516000	2580	DFT-QPSK	Top	10mm	FIG A.96	100.00%	15.41	16.50	0.177	0.227	0.083	0.107	-0.08
5	Body	N38	519000	2595	CP-QPSK	Top	10mm	\	100.00%	15.41	16.50	0.137	0.176	0.066	0.085	0.14
5	Body	N38	519000	2595	DFT-QPSK	Front	15mm	\	100.00%	20.03	21.50	0.153	0.215	0.082	0.115	0.03
5	Body	N38	522000	2610	DFT-QPSK	Rear	15mm	\	100.00%	19.98	21.50	0.142	0.202	0.076	0.108	0.14
5	Body	N38	519000	2595	DFT-QPSK	Rear	15mm	\	100.00%	20.03	21.50	0.155	0.217	0.083	0.116	-0.09
5	Body	N38	516000	2580	DFT-QPSK	Rear	15mm	FIG A.97	100.00%	20.02	21.50	0.171	0.240	0.092	0.129	0.18
5	Body	N38	519000	2595	CP-QPSK	Rear	15mm	\	100.00%	19.83	21.50	0.117	0.172	0.067	0.098	0.12



ANT	RF Exposure Conditions	Frequency Band	Channel Number	Frequency (MHz)	Mode	Test setup	Distance	Figure No./Note	Duty Cycle	EUT Measured Power (dBm)	Tune up (dBm)	Measured SAR 1g (W/kg)	Calculated SAR 1g (W/kg)	Measured SAR 10g (W/kg)	Calculated SAR 10g (W/kg)	Power Drift
4	Head	N41	518598	2592.99	DFT-QPSK	Cheek Left	0mm	\	100.00%	16.38	17.50	0.203	0.263	0.089	0.115	-0.07
4	Head	N41	518598	2592.99	DFT-QPSK	Tilt Left	0mm	\	100.00%	16.38	17.50	0.127	0.164	0.061	0.079	-0.08
4	Head	N41	535998	2679.99	DFT-QPSK	Cheek Right	0mm	\	100.00%	16.32	17.50	0.403	0.529	0.193	0.253	0.11
4	Head	N41	527298	2636.49	DFT-QPSK	Cheek Right	0mm	\	100.00%	16.36	17.50	0.405	0.527	0.196	0.255	-0.04
4	Head	N41	518598	2592.99	DFT-QPSK	Cheek Right	0mm	\	100.00%	16.38	17.50	0.392	0.507	0.183	0.237	0.04
4	Head	N41	509898	2549.49	DFT-QPSK	Cheek Right	0mm	FIG A.98	100.00%	16.31	17.50	0.416	0.547	0.205	0.270	0.08
4	Head	N41	501204	2506.02	DFT-QPSK	Cheek Right	0mm	\	100.00%	16.35	17.50	0.371	0.483	0.180	0.235	0.07
4	Head	N41	518598	2592.99	DFT-QPSK	Tilt Right	0mm	\	100.00%	16.38	17.50	0.391	0.506	0.163	0.211	0.02
4	Head	N41	518598	2592.99	CP-QPSK	Cheek Right	0mm	\	100.00%	16.35	17.50	0.386	0.503	0.178	0.232	0.14
4	Body	N41	518598	2592.99	DFT-QPSK	Front	10mm	\	100.00%	15.65	16.50	0.063	0.077	0.037	0.045	0.09
4	Body	N41	518598	2592.99	DFT-QPSK	Rear	10mm	\	100.00%	15.65	16.50	0.077	0.094	0.042	0.051	0.03
4	Body	N41	535998	2679.99	DFT-QPSK	Left	10mm	FIG A.99	100.00%	15.60	16.50	0.122	0.150	0.062	0.076	-0.09
4	Body	N41	527298	2636.49	DFT-QPSK	Left	10mm	\	100.00%	15.63	16.50	0.118	0.144	0.061	0.075	0.19
4	Body	N41	518598	2592.99	DFT-QPSK	Left	10mm	\	100.00%	15.65	16.50	0.102	0.124	0.055	0.067	-0.17
4	Body	N41	509898	2549.49	DFT-QPSK	Left	10mm	\	100.00%	15.59	16.50	0.121	0.149	0.065	0.080	-0.02
4	Body	N41	501204	2506.02	DFT-QPSK	Left	10mm	\	100.00%	15.62	16.50	0.108	0.132	0.057	0.070	0.15
4	Body	N41	518598	2592.99	DFT-QPSK	Top	10mm	\	100.00%	15.65	16.50	0.077	0.094	0.035	0.043	0.03
4	Body	N41	518598	2592.99	CP-256QAM	Left	10mm	\	100.00%	15.62	16.50	0.096	0.118	0.051	0.062	0.14
4	Body	N41	518598	2592.99	DFT-QPSK	Front	15mm	\	100.00%	20.42	21.50	0.156	0.200	0.079	0.101	0.04
4	Body	N41	535998	2679.99	DFT-QPSK	Rear	15mm	FIG A.100	100.00%	20.31	21.50	0.200	0.263	0.099	0.130	-0.05
4	Body	N41	527298	2636.49	DFT-QPSK	Rear	15mm	\	100.00%	20.39	21.50	0.192	0.248	0.098	0.127	-0.06
4	Body	N41	518598	2592.99	DFT-QPSK	Rear	15mm	\	100.00%	20.42	21.50	0.160	0.205	0.080	0.103	-0.01
4	Body	N41	509898	2549.49	DFT-QPSK	Rear	15mm	\	100.00%	20.30	21.50	0.167	0.220	0.087	0.115	-0.18
4	Body	N41	501204	2506.02	DFT-QPSK	Rear	15mm	\	100.00%	20.38	21.50	0.135	0.175	0.069	0.089	-0.02
4	Body	N41	518598	2592.99	CP-QPSK	Rear	15mm	\	100.00%	20.28	21.50	0.149	0.197	0.074	0.098	0.15
2	Head	N41	518598	2592.99	DFT-QPSK	Cheek Left	0mm	\	100.00%	15.09	16.00	0.242	0.298	0.107	0.132	-0.05
2	Head	N41	518598	2592.99	DFT-QPSK	Tilt Left	0mm	\	100.00%	15.09	16.00	0.335	0.413	0.143	0.176	-0.10
2	Head	N41	518598	2592.99	DFT-QPSK	Cheek Right	0mm	\	100.00%	15.09	16.00	0.454	0.560	0.166	0.205	-0.18
2	Head	N41	535998	2679.99	DFT-QPSK	Tilt Right	0mm	\	100.00%	15.06	16.00	0.471	0.585	0.194	0.241	0.03
2	Head	N41	527298	2636.49	DFT-QPSK	Tilt Right	0mm	\	100.00%	15.04	16.00	0.586	0.731	0.211	0.263	0.03
2	Head	N41	518598	2592.99	DFT-QPSK	Tilt Right	0mm	FIG A.101	100.00%	15.09	16.00	0.594	0.732	0.217	0.268	-0.08
2	Head	N41	509898	2549.49	DFT-QPSK	Tilt Right	0mm	\	100.00%	15.06	16.00	0.498	0.618	0.206	0.256	-0.14
2	Head	N41	501204	2506.02	DFT-QPSK	Tilt Right	0mm	\	100.00%	14.91	16.00	0.452	0.581	0.207	0.266	-0.13
2	Head	N41	518598	2592.99	CP-QPSK	Tilt Right	0mm	\	100.00%	14.99	16.00	0.579	0.731	0.209	0.264	0.11
2	Body	N41	518598	2592.99	DFT-QPSK	Front	10mm	\	100.00%	12.61	13.50	0.050	0.061	0.024	0.029	0.04
2	Body	N41	518598	2592.99	DFT-QPSK	Rear	10mm	\	100.00%	12.61	13.50	0.083	0.102	0.039	0.048	0.10
2	Body	N41	518598	2592.99	DFT-QPSK	Left	10mm	\	100.00%	12.61	13.50	0.043	0.053	0.021	0.026	-0.03
2	Body	N41	535998	2679.99	DFT-QPSK	Top	10mm	\	100.00%	12.58	13.50	0.125	0.154	0.056	0.069	-0.13
2	Body	N41	527298	2636.49	DFT-QPSK	Top	10mm	FIG A.102	100.00%	12.57	13.50	0.147	0.182	0.063	0.078	-0.10
2	Body	N41	518598	2592.99	DFT-QPSK	Top	10mm	\	100.00%	12.61	13.50	0.144	0.177	0.063	0.077	-0.17
2	Body	N41	509898	2549.49	DFT-QPSK	Top	10mm	\	100.00%	12.58	13.50	0.112	0.138	0.055	0.068	-0.15
2	Body	N41	501204	2506.02	DFT-QPSK	Top	10mm	\	100.00%	12.46	13.50	0.113	0.144	0.055	0.070	-0.13
2	Body	N41	518598	2592.99	CP-QPSK	Top	10mm	\	100.00%	12.53	13.50	0.136	0.170	0.059	0.074	0.12
2	Body	N41	518598	2592.99	DFT-QPSK	Front	15mm	\	100.00%	17.54	18.50	0.076	0.095	0.038	0.047	-0.19
2	Body	N41	535998	2679.99	DFT-QPSK	Rear	15mm	\	100.00%	17.50	18.50	0.106	0.133	0.052	0.065	0.02
2	Body	N41	527298	2636.49	DFT-QPSK	Rear	15mm	FIG A.103	100.00%	17.48	18.50	0.128	0.162	0.061	0.077	0.06
2	Body	N41	518598	2592.99	DFT-QPSK	Rear	15mm	\	100.00%	17.54	18.50	0.124	0.155	0.059	0.074	-0.02
2	Body	N41	509898	2549.49	DFT-QPSK	Rear	15mm	\	100.00%	17.51	18.50	0.123	0.154	0.060	0.075	0.18
2	Body	N41	501204	2506.02	DFT-QPSK	Rear	15mm	\	100.00%	17.21	18.50	0.110	0.148	0.054	0.073	-0.09
2	Body	N41	518598	2592.99	CP-64QAM	Rear	15mm	\	100.00%	17.27	18.50	0.116	0.154	0.058	0.077	0.17
0	Head	N41	535998	2679.99	DFT-QPSK	Cheek Left	0mm	\	100.00%	21.80	23.00	0.101	0.133	0.052	0.069	0.14
0	Head	N41	527298	2636.49	DFT-QPSK	Cheek Left	0mm	\	100.00%	21.77	23.00	0.125	0.166	0.065	0.086	0.13
0	Head	N41	518598	2592.99	DFT-QPSK	Cheek Left	0mm	\	100.00%	21.82	23.00	0.122	0.160	0.064	0.084	-0.15
0	Head	N41	509898	2549.49	DFT-QPSK	Cheek Left	0mm	FIG A.104	100.00%	21.76	23.00	0.128	0.170	0.067	0.089	-0.01
0	Head	N41	501204	2506.02	DFT-QPSK	Cheek Left	0mm	\	100.00%	21.61	23.00	0.101	0.139	0.054	0.074	0.08
0	Head	N41	518598	2592.99	DFT-QPSK	Tilt Left	0mm	\	100.00%	21.82	23.00	0.047	0.062	0.023	0.030	-0.14
0	Head	N41	518598	2592.99	DFT-QPSK	Cheek Right	0mm	\	100.00%	21.82	23.00	0.064	0.084	0.036	0.047	-0.15
0	Head	N41	518598	2592.99	DFT-QPSK	Tilt Right	0mm	\	100.00%	21.82	23.00	0.064	0.084	0.033	0.043	-0.14
0	Head	N41	518598	2592.99	CP-QPSK	Cheek Right	0mm	\	100.00%	20.26	21.50	0.097	0.129	0.051	0.068	0.14
0	Body	N41	518598	2592.99	DFT-QPSK	Front	10mm	\	100.00%	18.65	19.50	0.149	0.181	0.078	0.095	-0.19
0	Body	N41	518598	2592.99	DFT-QPSK	Rear	10mm	\	100.00%	18.65	19.50	0.199	0.242	0.102	0.124	-0.13
0	Body	N41	518598	2592.99	DFT-QPSK	Left	10mm	\	100.00%	18.65	19.50	0.073	0.089	0.038	0.046	-0.11
0	Body	N41	535998	2679.99	DFT-QPSK	Bottom	10mm	\	100.00%	18.63	19.50	0.354	0.433	0.162	0.198	0.01
0	Body	N41	527298	2636.49	DFT-QPSK	Bottom	10mm	\	100.00%	18.62	19.50	0.378	0.463	0.180	0.220	0.14
0	Body	N41	518598	2592.99	DFT-QPSK	Bottom	10mm	\	100.00%	18.65	19.50	0.409	0.497	0.196	0.238	0.05
0	Body	N41	509898	2549.49	DFT-QPSK	Bottom	10mm	FIG A.105	100.00%	18.61	19.50	0.454	0.557	0.213	0.261	-0.10
0	Body	N41	501204	2506.02	DFT-QPSK	Bottom	10mm	\	100.00%	18.51	19.50	0.364	0.457	0.175	0.220	0.04
0	Body	N41	518598	2592.99	CP-QPSK	Bottom	10mm	\	100.00%	18.48	19.50	0.381	0.482	0.183	0.231	0.07
0	Body	N41	518598	2592.99	DFT-QPSK	Front	15mm	\	100.00%	20.48	21.50	0.115	0.145	0.061	0.077	-0.14
0	Body	N41	535998	2679.99	DFT-QPSK	Rear	15mm	\	100.00%	20.46	21.50	0.136	0.173	0.070	0.089	0.05
0	Body	N41	527298	2636.49	DFT-QPSK	Rear	15mm	\	100.00%	20.44	21.50	0.148	0.189	0.076	0.097	-0.11
0	Body	N41	518598	2592.99	DFT-QPSK	Rear	15mm	\	100.00%	20.48	21.50	0.146	0.185	0.076	0.096	-0.18
0	Body	N41	509898	2549.49	DFT-QPSK	Rear	15mm	FIG A.106	100.00%	20.43	21.50	0.175	0.224	0.091	0.116	0.07
0	Body	N41	501204	2506.02	DFT-QPSK	Rear	15mm	\	100.00%	20.30	21.50	0.146	0.192	0.075	0.099	-0.07
0	Body	N41	518598	2592.99	CP-QPSK	Rear	15mm	\	100.00%	20.20	21.50	0.137	0.185	0.068	0.092	0.02



ANT	RF Exposure Conditions	Frequency Band	Channel Number	Frequency (MHz)	Mode	Test setup	Distance	Figure No./Note	Duty Cycle	EUT Measured Power (dBm)	Tune up (dBm)	Measured SAR 1g (W/kg)	Calculated SAR 1g (W/kg)	Measured SAR 10g (W/kg)	Calculated SAR 10g (W/kg)	Power Drift
5	Head	N41	535998	2679.99	DFT-QPSK	Cheek Left	0mm	\	100.00%	16.58	18.00	0.444	0.616	0.215	0.298	-0.12
5	Head	N41	527298	2636.49	DFT-QPSK	Cheek Left	0mm	\	100.00%	16.57	18.00	0.422	0.587	0.201	0.279	0.10
5	Head	N41	518598	2592.99	DFT-QPSK	Cheek Left	0mm	\	100.00%	16.66	18.00	0.580	0.790	0.266	0.362	0.04
5	Head	N41	509898	2549.49	DFT-QPSK	Cheek Left	0mm	\	100.00%	16.58	18.00	0.564	0.782	0.265	0.367	-0.17
5	Head	N41	501204	2506.02	DFT-QPSK	Cheek Left	0mm	FIG A.107	100.00%	16.64	18.00	0.623	0.852	0.293	0.401	0.05
5	Head	N41	518598	2592.99	DFT-QPSK	Tilt Left	0mm	\	100.00%	16.66	18.00	0.567	0.772	0.259	0.353	0.07
5	Head	N41	518598	2592.99	DFT-QPSK	Cheek Right	0mm	\	100.00%	16.66	18.00	0.251	0.342	0.122	0.166	-0.15
5	Head	N41	518598	2592.99	DFT-QPSK	Tilt Right	0mm	\	100.00%	16.66	18.00	0.251	0.342	0.129	0.176	0.19
5	Head	N41	518598	2592.99	CP-QPSK	Cheek Left	0mm	\	100.00%	16.63	18.00	0.564	0.773	0.257	0.352	0.12
5	Body	N41	518598	2592.99	DFT-QPSK	Front	10mm	\	100.00%	15.85	16.50	0.095	0.110	0.049	0.057	-0.18
5	Body	N41	518598	2592.99	DFT-QPSK	Rear	10mm	\	100.00%	15.85	16.50	0.101	0.117	0.053	0.062	0.15
5	Body	N41	518598	2592.99	DFT-QPSK	Right	10mm	\	100.00%	15.85	16.50	0.064	0.074	0.029	0.034	-0.02
5	Body	N41	535998	2679.99	DFT-QPSK	Top	10mm	\	100.00%	15.74	16.50	0.146	0.174	0.069	0.082	-0.15
5	Body	N41	527298	2636.49	DFT-QPSK	Top	10mm	\	100.00%	15.73	16.50	0.143	0.171	0.066	0.079	-0.15
5	Body	N41	518598	2592.99	DFT-QPSK	Top	10mm	FIG A.108	100.00%	15.85	16.50	0.183	0.213	0.085	0.099	-0.11
5	Body	N41	509898	2549.49	DFT-QPSK	Top	10mm	\	100.00%	15.74	16.50	0.165	0.197	0.076	0.091	-0.09
5	Body	N41	501204	2506.02	DFT-QPSK	Top	10mm	\	100.00%	15.79	16.50	0.155	0.183	0.071	0.084	-0.13
5	Body	N41	518598	2592.99	CP-64QAM	Top	10mm	\	100.00%	15.81	16.50	0.179	0.210	0.081	0.095	0.16
5	Body	N41	518598	2592.99	DFT-QPSK	Front	15mm	\	100.00%	20.24	21.50	0.195	0.261	0.098	0.131	-0.09
5	Body	N41	535998	2679.99	DFT-QPSK	Rear	15mm	\	100.00%	19.77	21.50	0.148	0.220	0.076	0.113	-0.08
5	Body	N41	527298	2636.49	DFT-QPSK	Rear	15mm	\	100.00%	19.93	21.50	0.148	0.212	0.076	0.109	0.12
5	Body	N41	518598	2592.99	DFT-QPSK	Rear	15mm	\	100.00%	20.24	21.50	0.196	0.262	0.100	0.134	-0.17
5	Body	N41	509898	2549.49	DFT-QPSK	Rear	15mm	\	100.00%	19.95	21.50	0.190	0.271	0.098	0.140	-0.03
5	Body	N41	501204	2506.02	DFT-QPSK	Rear	15mm	FIG A.109	100.00%	20.04	21.50	0.198	0.277	0.101	0.141	0.09
5	Body	N41	518598	2592.99	CP-QPSK	Rear	15mm	\	100.00%	20.13	21.50	0.185	0.254	0.092	0.126	0.11
0	Head	N66	355500	1777.5	DFT-QPSK	Cheek Left	0mm	FIG A.110		23.29	24.50	0.162	0.214	0.105	0.139	-0.10
0	Head	N66	349000	1745	DFT-QPSK	Cheek Left	0mm	\		23.35	24.50	0.138	0.180	0.090	0.117	-0.06
0	Head	N66	342500	1712.5	DFT-QPSK	Cheek Left	0mm	\		23.25	24.50	0.112	0.149	0.073	0.097	0.15
0	Head	N66	349000	1745	DFT-QPSK	Tilt Left	0mm	\		23.35	24.50	0.038	0.050	0.023	0.030	0.10
0	Head	N66	349000	1745	DFT-QPSK	Cheek Right	0mm	\		23.35	24.50	0.073	0.095	0.050	0.065	0.10
0	Head	N66	349000	1745	DFT-QPSK	Tilt Right	0mm	\		23.35	24.50	0.042	0.055	0.026	0.034	0.03
0	Head	N66	349000	1745	CP-QPSK	Cheek Left	0mm	\		21.72	23.00	0.102	0.137	0.064	0.086	0.15
0	Body	N66	349000	1745	DFT-QPSK	Front	10mm	\		18.22	19.50	0.162	0.218	0.094	0.126	0.14
0	Body	N66	349000	1745	DFT-QPSK	Rear	10mm	\		18.22	19.50	0.213	0.286	0.119	0.160	0.03
0	Body	N66	349000	1745	DFT-QPSK	Left	10mm	\		18.22	19.50	0.069	0.093	0.039	0.052	-0.08
0	Body	N66	355500	1777.5	DFT-QPSK	Bottom	10mm	FIG A.111		18.17	19.50	0.351	0.477	0.194	0.264	-0.04
0	Body	N66	349000	1745	DFT-QPSK	Bottom	10mm	\		18.22	19.50	0.281	0.377	0.155	0.208	-0.14
0	Body	N66	342500	1712.5	DFT-QPSK	Bottom	10mm	\		18.14	19.50	0.218	0.298	0.119	0.163	-0.11
0	Body	N66	349000	1745	CP-64QAM	Bottom	10mm	\		18.21	19.50	0.266	0.358	0.147	0.198	0.02
0	Body	N66	349000	1745	DFT-QPSK	Front	15mm	\		20.19	21.50	0.096	0.130	0.059	0.080	0.15
0	Body	N66	355500	1777.5	DFT-QPSK	Rear	15mm	FIG A.112		20.14	21.50	0.160	0.219	0.098	0.134	-0.08
0	Body	N66	349000	1745	DFT-QPSK	Rear	15mm	\		20.19	21.50	0.133	0.180	0.081	0.110	0.04
0	Body	N66	342500	1712.5	DFT-QPSK	Rear	15mm	\		20.10	21.50	0.093	0.128	0.057	0.079	0.12
0	Body	N66	349000	1745	CP-QPSK	Rear	15mm	\		20.18	21.50	0.128	0.173	0.078	0.106	0.03

ANT	RF Exposure Conditions	Frequency Band	Channel Number	Frequency (MHz)	Mode	Test setup	Distance	Figure No./Note	Duty Cycle	EUT Measured Power (dBm)	Tune up (dBm)	Measured SAR 1g (W/kg)	Calculated SAR 1g (W/kg)	Measured SAR 10g (W/kg)	Calculated SAR 10g (W/kg)	Power Drift
8	Head	N78	633334	3500.01	DFT-QPSK	Cheek Left	0mm	\	100.00%	15.82	16.50	0.297	0.347	0.114	0.133	0.10
8	Head	N78	636000	3540	DFT-QPSK	Tilt Left	0mm	\	100.00%	15.70	16.50	0.427	0.513	0.157	0.189	0.01
8	Head	N78	633334	3500.01	DFT-QPSK	Tilt Left	0mm	FIG A.113	100.00%	15.82	16.50	0.451	0.527	0.161	0.188	-0.05
8	Head	N78	630668	3460.02	DFT-QPSK	Tilt Left	0mm	\	100.00%	15.69	16.50	0.390	0.470	0.138	0.166	0.04
8	Head	N78	633334	3500.01	DFT-QPSK	Cheek Right	0mm	\	100.00%	15.82	16.50	0.219	0.256	0.079	0.092	0.01
8	Head	N78	633334	3500.01	DFT-QPSK	Tilt Right	0mm	\	100.00%	15.82	16.50	0.340	0.398	0.119	0.139	-0.14
8	Head	N78	633334	3500.01	CP-QPSK	Tilt Left	0mm	\	100.00%	15.69	16.50	0.437	0.527	0.146	0.176	0.08
8	Body	N78	633334	3500.01	DFT-QPSK	Front	10mm	\	100.00%	11.86	12.50	0.020	0.023	0.005	0.006	-0.13
8	Body	N78	633334	3500.01	DFT-QPSK	Rear	10mm	\	100.00%	11.86	12.50	0.055	0.064	0.023	0.027	-0.02
8	Body	N78	636000	3540	DFT-QPSK	Top	10mm	\	100.00%	11.77	12.50	0.086	0.102	0.034	0.040	0.01
8	Body	N78	633334	3500.01	DFT-QPSK	Top	10mm	FIG A.114	100.00%	11.86	12.50	0.089	0.103	0.035	0.041	0.01
8	Body	N78	630668	3460.02	DFT-QPSK	Top	10mm	\	100.00%	11.77	12.50	0.081	0.096	0.032	0.038	-0.03
8	Body	N78	633334	3500.01	CP-QPSK	Top	10mm	\	100.00%	11.76	12.50	0.082	0.097	0.031	0.037	0.09
8	Body	N78	633334	3500.01	DFT-QPSK	Front	15mm	\	100.00%	16.45	17.50	0.059	0.075	0.027	0.034	0.09
8	Body	N78	636000	3540	DFT-QPSK	Rear	15mm	\	100.00%	16.33	17.50	0.128	0.168	0.059	0.077	-0.09
8	Body	N78	633334	3500.01	DFT-QPSK	Rear	15mm	FIG A.115	100.00%	16.45	17.50	0.134	0.171	0.061	0.078	0.12
8	Body	N78	630668	3460.02	DFT-QPSK	Rear	15mm	\	100.00%	16.32	17.50	0.121	0.159	0.057	0.075	0.15
8	Body	N78	633334	3500.01	CP-QPSK	Rear	15mm	\	100.00%	16.31	17.50	0.131	0.172	0.058	0.076	0.07
10	Head	N78	633334	3500.01	DFT-QPSK	Cheek Left	0mm	\	100.00%	18.92	20.50	0.104	0.150	0.045	0.065	-0.18
10	Head	N78	633334	3500.01	DFT-QPSK	Tilt Left	0mm	\	100.00%	18.92	20.50	0.079	0.114	0.033	0.047	-0.04
10	Head	N78	636000	3540	DFT-QPSK	Cheek Right	0mm	\	100.00%	18.91	20.50	0.348	0.502	0.138	0.199	0.06
10	Head	N78	633334	3500.01	DFT-QPSK	Cheek Right	0mm	FIG A.116	100.00%	18.92	20.50	0.377	0.542	0.151	0.217	-0.12
10	Head	N78	630668	3460.02	DFT-QPSK	Cheek Right	0mm	\	100.00%	18.60	20.50	0.310	0.480	0.127	0.197	0.08
10	Head	N78	633334	3500.01	DFT-QPSK	Tilt Right	0mm	\	100.00%	18.92	20.50	0.193	0.278	0.073	0.105	0.04
10	Head	N78	633334	3500.01	CP-64QAM	Cheek Right	0mm	\	100.00%	18.88	20.50	0.374	0.543	0.148	0.215	0.02
10	Body	N78	633334	3500.01	DFT-QPSK	Front	10mm	\	100.00%	15.24	16.50	0.035	0.047	0.017	0.023	0.15
10	Body	N78	633334	3500.01	DFT-QPSK	Rear	10mm	\	100.00%	15.24	16.50	0.041	0.055	0.019	0.025	0.10
10	Body	N78	636000	3540	DFT-QPSK	Left	10mm	\	100.00%	15.23	16.50	0.078	0.104	0.034	0.046	-0.12
10	Body	N78	633334	3500.01	DFT-QPSK	Left	10mm	FIG A.117	100.00%	15.24	16.50	0.082	0.110	0.035	0.047	0.08
10	Body	N78	630668	3460.02	DFT-QPSK	Left	10mm	\	100.00%	15.00	16.50	0.074	0.105	0.031	0.044	-0.19
10	Body	N78	633334	3500.01	CP-64QAM	Left	10mm	\	100.00%	15.21	16.50	0.079	0.106	0.032	0.043	0.15
10	Body	N78	633334	3500.01	DFT-QPSK	Front	15mm	\	100.00%	20.04	21.50	0.070	0.098	0.033	0.046	0.04
10	Body	N78	636000	3540	DFT-QPSK	Rear	15mm	\	100.00%	20.03	21.50	0.083	0.116	0.040	0.056	0.09
10	Body	N78	633334	3500.01	DFT-QPSK	Rear	15mm	\	100.00%	20.04	21.50	0.089	0.125	0.042	0.059	-0.10
10	Body	N78	630668	3460.02	DFT-QPSK	Rear	15mm	FIG A.118	100.00%	19.70	21.50	0.088	0.133	0.041	0.062	0.04
10	Body	N78	633334	3500.01	CP-64QAM	Rear	15mm	\	100.00%	20.00	21.50	0.086	0.121	0.039	0.055	0.11
7	Head	N78	636000	3540	DFT-QPSK	Cheek Left	0mm	\	100.00%	16.74	18.00	0.322	0.430	0.111	0.148	-0.09
7	Head	N78	633334	3500.01	DFT-QPSK	Cheek Left	0mm	\	100.00%	16.88	18.00	0.370	0.479	0.129	0.167	-0.07
7	Head	N78	630668	3460.02	DFT-QPSK	Cheek Left	0mm	FIG A.119	100.00%	16.81	18.00	0.429	0.564	0.148	0.195	0.01
7	Head	N78	633334	3500.01	DFT-QPSK	Tilt Left	0mm	\	100.00%	16.88	18.00	0.119	0.154	0.052	0.067	0.14
7	Head	N78	633334	3500.01	DFT-QPSK	Cheek Right	0mm	\	100.00%	16.88	18.00	0.070	0.091	0.033	0.043	0.14
7	Head	N78	633334	3500.01	DFT-QPSK	Tilt Right	0mm	\	100.00%	16.88	18.00	0.044	0.057	0.019	0.025	-0.09
7	Head	N78	633334	3500.01	CP-16QAM	Cheek Left	0mm	\	100.00%	16.83	18.00	0.361	0.473	0.125	0.164	0.06
7	Body	N78	633334	3500.01	DFT-QPSK	Front	10mm	\	100.00%	13.71	14.50	0.035	0.042	0.018	0.022	-0.06
7	Body	N78	633334	3500.01	DFT-QPSK	Rear	10mm	\	100.00%	13.71	14.50	0.070	0.084	0.035	0.042	-0.13
7	Body	N78	636000	3540	DFT-QPSK	Right	10mm	\	100.00%	13.59	14.50	0.113	0.139	0.052	0.064	-0.14
7	Body	N78	633334	3500.01	DFT-QPSK	Right	10mm	\	100.00%	13.71	14.50	0.129	0.155	0.059	0.071	-0.17
7	Body	N78	630668	3460.02	DFT-QPSK	Right	10mm	FIG A.120	100.00%	13.65	14.50	0.147	0.179	0.068	0.083	0.08
7	Body	N78	633334	3500.01	DFT-QPSK	Top	10mm	\	100.00%	13.71	14.50	0.025	0.030	0.006	0.007	0.16
7	Body	N78	633334	3500.01	CP-16QAM	Right	10mm	\	100.00%	13.67	14.50	0.124	0.150	0.055	0.067	0.09
7	Body	N78	633334	3500.01	DFT-QPSK	Front	15mm	\	100.00%	18.32	19.50	0.065	0.085	0.031	0.041	-0.16
7	Body	N78	636000	3540	DFT-QPSK	Rear	15mm	\	100.00%	18.17	19.50	0.131	0.178	0.058	0.079	-0.13
7	Body	N78	633334	3500.01	DFT-QPSK	Rear	15mm	\	100.00%	18.32	19.50	0.147	0.193	0.066	0.087	0.18
7	Body	N78	630668	3460.02	DFT-QPSK	Rear	15mm	FIG A.121	100.00%	18.25	19.50	0.166	0.221	0.074	0.099	0.08
7	Body	N78	633334	3500.01	CP-16QAM	Rear	15mm	\	100.00%	18.27	19.50	0.141	0.187	0.063	0.084	0.05
2	Head	N78	633334	3500.01	DFT-QPSK	Cheek Left	0mm	\	100.00%	16.11	17.50	0.374	0.515	0.130	0.179	0.11
2	Head	N78	633334	3500.01	DFT-QPSK	Tilt Left	0mm	\	100.00%	16.11	17.50	0.485	0.668	0.165	0.227	-0.16
2	Head	N78	633334	3500.01	DFT-QPSK	Cheek Right	0mm	\	100.00%	16.11	17.50	0.540	0.744	0.195	0.289	0.18
2	Head	N78	636000	3540	DFT-QPSK	Tilt Right	0mm	\	100.00%	16.08	17.50	0.611	0.847	0.218	0.302	-0.16
2	Head	N78	633334	3500.01	DFT-QPSK	Tilt Right	0mm	\	100.00%	16.11	17.50	0.644	0.887	0.228	0.314	0.13
2	Head	N78	630668	3460.02	DFT-QPSK	Tilt Right	0mm	FIG A.122	100.00%	16.03	17.50	0.678	0.951	0.239	0.335	0.04
2	Head	N78	633334	3500.01	CP-QPSK	Tilt Right	0mm	\	100.00%	16.06	17.50	0.637	0.887	0.221	0.308	0.01
2	Body	N78	633334	3500.01	DFT-QPSK	Front	10mm	\	100.00%	14.61	15.50	0.055	0.068	0.024	0.029	0.10
2	Body	N78	633334	3500.01	DFT-QPSK	Rear	10mm	\	100.00%	14.61	15.50	0.088	0.108	0.038	0.047	-0.15
2	Body	N78	633334	3500.01	DFT-QPSK	Left	10mm	\	100.00%	14.61	15.50	0.020	0.025	0.004	0.005	-0.01
2	Body	N78	636000	3540	DFT-QPSK	Top	10mm	\	100.00%	14.58	15.50	0.128	0.158	0.055	0.068	-0.16
2	Body	N78	633334	3500.01	DFT-QPSK	Top	10mm	FIG A.123	100.00%	14.61	15.50	0.135	0.166	0.054	0.066	0.09
2	Body	N78	630668	3460.02	DFT-QPSK	Top	10mm	\	100.00%	14.54	15.50	0.126	0.157	0.052	0.065	0.06
2	Body	N78	633334	3500.01	CP-QPSK	Top	10mm	\	100.00%	14.57	15.50	0				

15.3 SAR results for WLAN

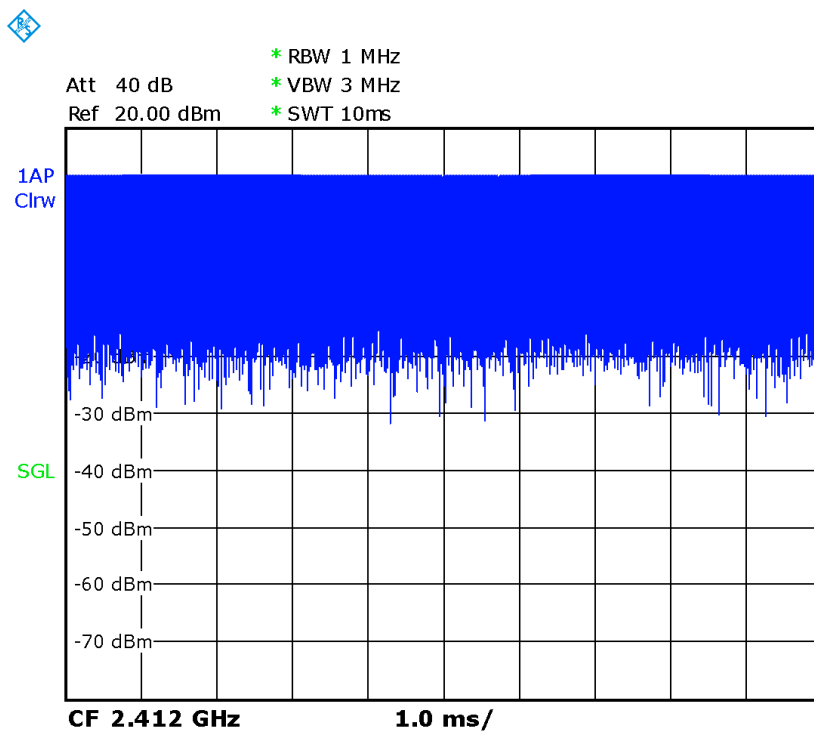
The maximum output power specified for production units are determined for all applicable 802.11 transmission modes in each standalone and aggregated frequency band. Maximum output power is measured for the highest maximum output power configuration(s) in each frequency band according to the default power measurement procedures.

When the same transmission mode configurations have the same maximum output power on the same channel for the 802.11 a/g/n/ac/ax modes, the channel in the lower order/sequence 802.11 mode (i.e. a, g, n ac then ax) is selected.

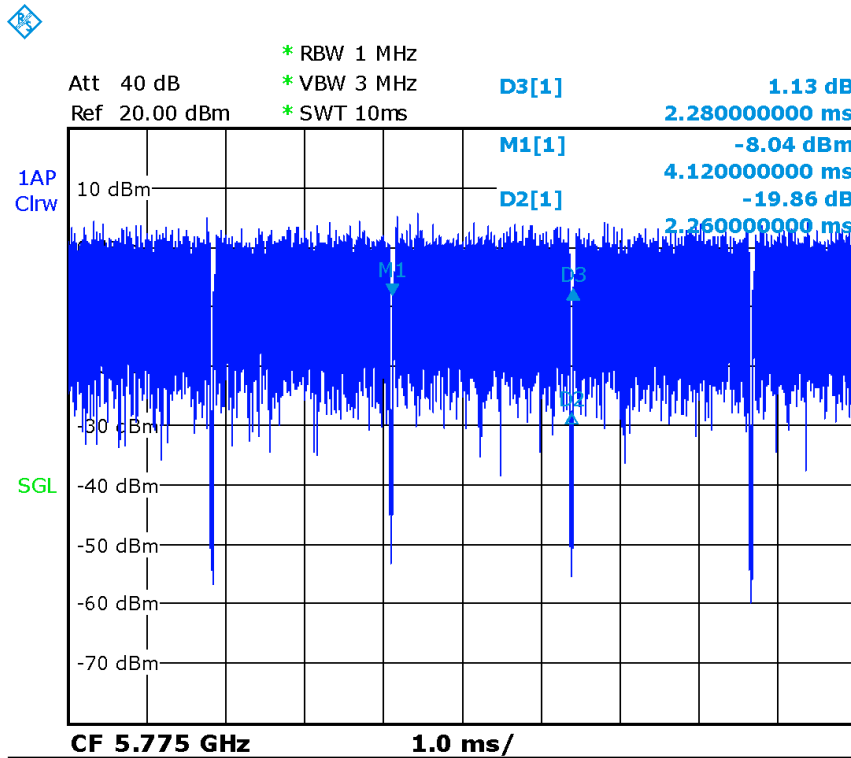
SAR Test reduction was applied from KDB 248227 guidance, when the same maximum power is specified for multiple transmission modes in a frequency band, the largest channel bandwidth, lowest order modulation, lowest data rate and lowest order 802.11a/g/n/ac mode is used for SAR measurement, on the highest measured output power channel in the initial test configuration, for each frequency band. Additional output power measurements were not deemed necessary.

Duty factor plot

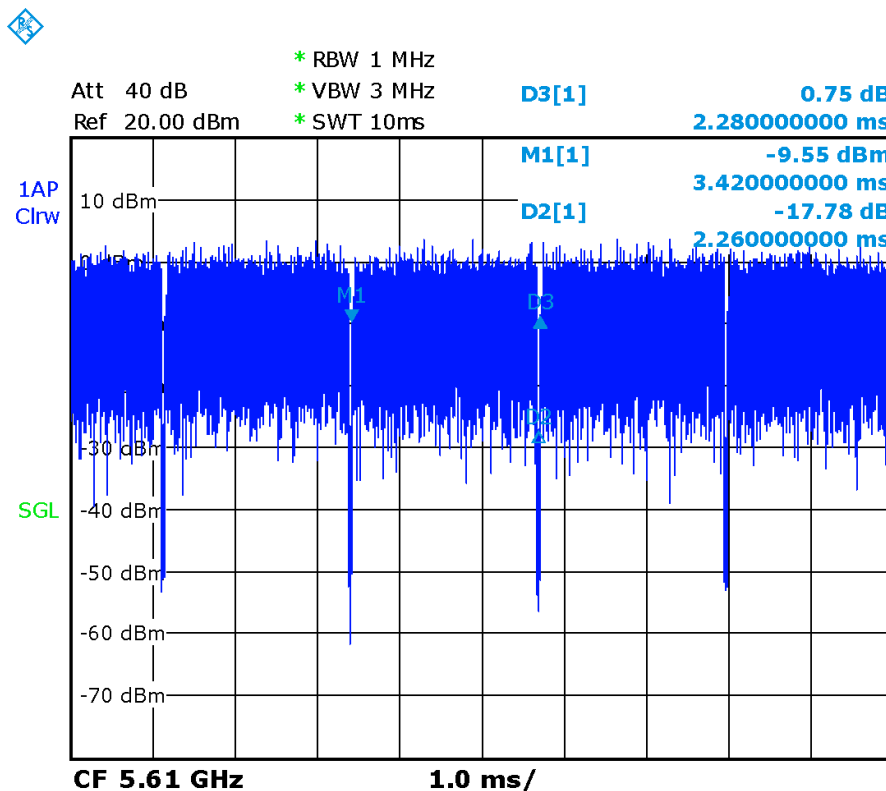
CH1



CH155



CH122



WLAN 2.4G

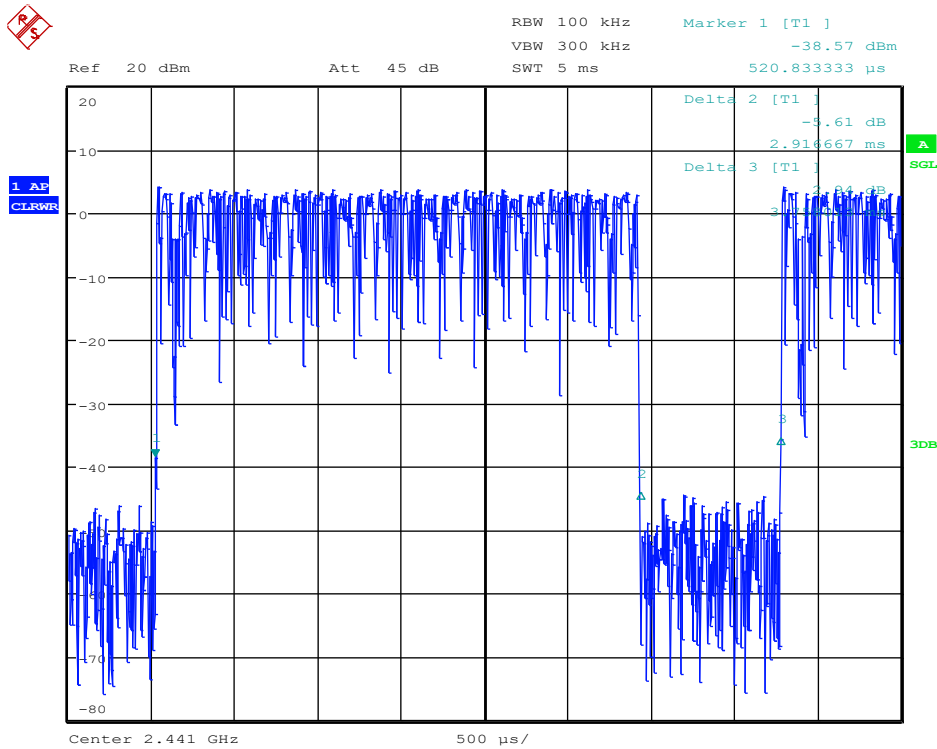
ANT	RF Exposure Conditions	Frequency Band	Channel Number	Frequency (MHz)	Mode/RB	Test setup	Distance	Figure No.	Duty Cycle	EUT Measured Power (dBm)	Tune up (dBm)	Measured SAR 1g (W/kg)	Calculated SAR 1g (W/kg)	Measured SAR 10g (W/kg)	Calculated SAR 10g (W/kg)	Power Drift
9	Head	WLAN2.4G	1	2412	11b	Cheek Left	0mm	FIG A.125	100.00%	14.30	15.00	0.191	0.224	0.084	0.099	-0.11
9	Head	WLAN2.4G	1	2412	11b	Tilt Left	0mm	\	100.00%	14.30	15.00	0.086	0.101	0.042	0.049	0.15
9	Head	WLAN2.4G	1	2412	11b	Cheek Right	0mm	\	100.00%	14.30	15.00	0.046	0.054	0.025	0.029	-0.06
9	Head	WLAN2.4G	1	2412	11b	Tilt Right	0mm	\	100.00%	14.30	15.00	0.041	0.048	0.022	0.026	0.05
9	Body	WLAN2.4G	1	2412	11b	Front	10mm	\	100.00%	16.95	18.00	0.076	0.097	0.038	0.048	9
9	Body	WLAN2.4G	1	2412	11b	Rear	10mm	\	100.00%	16.95	18.00	0.179	0.228	0.084	0.107	0.11
9	Body	WLAN2.4G	1	2412	11b	Right	10mm	FIG A.126	100.00%	16.95	18.00	0.183	0.233	0.083	0.106	0.12
9	Body	WLAN2.4G	1	2412	11b	Front	15mm	\	100.00%	18.64	19.50	0.070	0.085	0.036	0.044	0.06
9	Body	WLAN2.4G	1	2412	11b	Rear	15mm	FIG A.127	100.00%	18.64	19.50	0.116	0.141	0.058	0.071	-0.14

WLAN 5G

ANT	RF Exposure Conditions	Frequency Band	Channel Number	Frequency (MHz)	Mode/RB	Test setup	Distance	Figure No.	Duty Cycle	EUT Measured Power (dBm)	Tune up (dBm)	Measured SAR 1g (W/kg)	Calculated SAR 1g (W/kg)	Measured SAR 10g (W/kg)	Calculated SAR 10g (W/kg)	Power Drift
6	Head	WLAN5G	58	5290	11ac-80M	Cheek Left	0mm	\	99.12%	10.23	11.00	0.087	0.105	0.024	0.029	0.14
6	Head	WLAN5G	58	5290	11ac-80M	Tilt Left	0mm	\	99.12%	10.23	11.00	0.071	0.086	0.019	0.023	0.05
6	Head	WLAN5G	58	5290	11ac-80M	Cheek Right	0mm	\	99.12%	10.23	11.00	0.038	0.046	0.011	0.013	-0.14
6	Head	WLAN5G	58	5290	11ac-80M	Tilt Right	0mm	\	99.12%	10.23	11.00	0.046	0.055	0.017	0.020	0.14
6	Head	WLAN5G	122	5610	11ac-80M	Cheek Left	0mm	\	99.12%	10.10	11.00	0.160	0.199	0.048	0.059	-0.06
6	Head	WLAN5G	122	5610	11ac-80M	Tilt Left	0mm	\	99.12%	10.10	11.00	0.206	0.256	0.062	0.076	0.02
6	Head	WLAN5G	122	5610	11ac-80M	Cheek Right	0mm	\	99.12%	10.10	11.00	0.128	0.159	0.042	0.052	0.11
6	Head	WLAN5G	122	5610	11ac-80M	Tilt Right	0mm	\	99.12%	10.10	11.00	0.178	0.221	0.060	0.074	0.03
6	Head	WLAN5G	155	5775	11ac-80M	Cheek Left	0mm	\	99.12%	10.72	11.00	0.287	0.309	0.082	0.087	0.12
6	Head	WLAN5G	155	5775	11ac-80M	Tilt Left	0mm	FIG A.128	99.12%	10.72	11.00	0.307	0.330	0.090	0.096	0.17
6	Head	WLAN5G	155	5775	11ac-80M	Cheek Right	0mm	\	99.12%	10.72	11.00	0.130	0.140	0.044	0.047	0.15
6	Head	WLAN5G	155	5775	11ac-80M	Tilt Right	0mm	\	99.12%	10.72	11.00	0.180	0.194	0.064	0.068	0.19
6	Body	WLAN5G	54	5270	11n-40M	Front	10mm	\	99.12%	13.30	14.00	0.055	0.065	0.021	0.025	-0.12
6	Body	WLAN5G	54	5270	11n-40M	Rear	10mm	\	99.12%	13.30	14.00	0.111	0.132	0.040	0.047	-0.03
6	Body	WLAN5G	54	5270	11n-40M	Right	10mm	\	99.12%	13.30	14.00	0.041	0.049	0.016	0.019	-0.04
6	Body	WLAN5G	54	5270	11n-40M	Top	10mm	\	99.12%	13.30	14.00	0.140	0.166	0.055	0.065	0.01
6	Body	WLAN5G	122	5610	11ac-80M	Front	10mm	\	99.12%	13.23	14.00	0.070	0.084	0.028	0.033	0.11
6	Body	WLAN5G	122	5610	11ac-80M	Rear	10mm	\	99.12%	13.23	14.00	0.163	0.197	0.063	0.075	-0.14
6	Body	WLAN5G	122	5610	11ac-80M	Right	10mm	\	99.12%	13.23	14.00	0.058	0.070	0.021	0.025	0.14
6	Body	WLAN5G	122	5610	11ac-80M	Top	10mm	FIG A.129	99.12%	13.23	14.00	0.252	0.304	0.092	0.110	0.14
6	Body	WLAN5G	155	5775	11ac-80M	Front	10mm	\	99.12%	13.71	14.00	0.075	0.081	0.025	0.027	-0.07
6	Body	WLAN5G	155	5775	11ac-80M	Rear	10mm	\	99.12%	13.71	14.00	0.135	0.146	0.046	0.049	0.17
6	Body	WLAN5G	155	5775	11ac-80M	Right	10mm	\	99.12%	13.71	14.00	0.048	0.052	0.017	0.018	-0.19
6	Body	WLAN5G	155	5775	11ac-80M	Top	10mm	\	99.12%	13.71	14.00	0.249	0.269	0.080	0.086	0.03
6	Body	WLAN5G	54	5270	11n-40M	Front	15mm	\	99.12%	15.31	17.00	0.080	0.119	0.033	0.049	-0.13
6	Body	WLAN5G	54	5270	11n-40M	Rear	15mm	\	99.12%	15.31	17.00	0.134	0.200	0.052	0.077	0.09
6	Body	WLAN5G	122	5610	11ac-80M	Front	15mm	\	99.12%	16.56	17.00	0.110	0.123	0.047	0.052	0.09
6	Body	WLAN5G	122	5610	11ac-80M	Rear	15mm	\	99.12%	16.56	17.00	0.169	0.189	0.067	0.074	-0.17
6	Body	WLAN5G	155	5775	11ac-80M	Front	15mm	\	99.12%	15.83	17.00	0.122	0.161	0.051	0.067	0.02
6	Body	WLAN5G	155	5775	11ac-80M	Rear	15mm	FIG A.130	99.12%	15.83	17.00	0.157	0.207	0.060	0.079	0.18

15.4 SAR results for BT

Duty factor plot



Date: 31.JAN.2000 00:39:03

ANT	RF Exposure Conditions	Frequency Band	Channel Number	Frequency (MHz)	Mode/RB	Test setup	Distance	Figure No.	Duty Cycle	EUT Measured Power (dBm)	Tune up (dBm)	Measured SAR 1g (W/kg)	Calculated SAR 1g (W/kg)	Measured SAR 10g (W/kg)	Calculated SAR 10g (W/kg)	Power Drift
9	Head	BT	39	2441	GFSM	Cheek Left	0mm	FIG A.131	77.62%	13.00	14.50	0.077	0.140	0.031	0.044	-0.12
9	Head	BT	39	2441	GFSM	Tilt Left	0mm	\	77.62%	13.00	14.50	0.034	0.062	0.015	0.021	0.16
9	Head	BT	39	2441	GFSM	Cheek Right	0mm	\	77.62%	13.00	14.50	0.039	0.071	0.017	0.024	0.15
9	Head	BT	39	2441	GFSM	Tilt Right	0mm	\	77.62%	13.00	14.50	0.031	0.056	0.014	0.020	-0.19
9	Body	BT	39	2441	GFSM	Front	10mm	\	77.62%	13.00	14.50	0.019	0.035	0.009	0.013	-0.13
9	Body	BT	39	2441	GFSM	Rear	10mm	FIG A.132	77.62%	13.00	14.50	0.035	0.064	0.016	0.023	0.14
9	Body	BT	39	2441	GFSM	Right	10mm	\	77.62%	13.00	14.50	0.029	0.053	0.012	0.017	0.17

Note: The 15mm sar results refer to 10mm results, which is more conservative.

15.5 SAR results for Phablet

According to the KDB648474 D04, for smart phones, with a display diagonal dimension > 15.0 cm or an overall diagonal dimension > 16.0 cm, that can provide similar mobile web access and multimedia support found in mini-tablets or UMPC mini-tablets and support voice calls next to the ear, unless it is confirmed otherwise through KDB inquiries, the following phablet procedures should be applied to evaluate SAR compliance for each applicable wireless modes and frequency band. Devices marketed as phablets, regardless of form factors and operating characteristics must be tested as a phablet to determine SAR compliance.

1. The normally required head and body-worn accessory SAR test procedures for handsets, including hotspot mode, must be applied.
2. The UMPC mini-tablet procedures must also be applied to test the SAR of all surfaces and edges with an antenna located at ≤ 25 mm from that surface or edge, in direct contact with a flat phantom, for 10-g extremity SAR according to the body-equivalent tissue dielectric parameters in KDB Publication 865664 D01 to address interactive hand use exposure conditions. When hotspot mode applies, 10-g extremity SAR is required only for the surfaces and edges with hotspot mode 1-g reported SAR > 1.2 W/kg; however, when power reduction applies to hotspot mode the measured SAR must be scaled to the maximum output power, including tolerance, allowed for phablet modes to compare with the 1.2 W/kg SAR test reduction threshold. The normal tablet procedures in KDB Publication 616217 are required when the overall diagonal dimension of the device is > 20.0 cm. Hotspot mode SAR is not required when normal tablet procedures are applied. Extremity 10-g SAR is also not required for the front (top) surface of larger form factor full size tablets. The more conservative normal tablet SAR results can be used to support phablet mode 10-g extremity SAR.
3. The simultaneous transmission operating configurations applicable to voice and data transmissions for both phone and mini-tablet modes must be taken into consideration separately for 1-g and 10-g SAR to determine the simultaneous transmission SAR test exclusion and measurement requirements for the relevant wireless modes and exposure conditions

ANT	RF Exposure Conditions	Frequency Band	Channel Number	Frequency (MHz)	Mode/RB	Test setup	Distance	Figure No./Notes	EUT Measured Power (dBm)	Tune up (dBm)	Measured SAR 1g (W/kg)	Calculated SAR 1g (W/kg)	Measured SAR 10g (W/kg)	Calculated SAR 10g (W/kg)	Power Drift
2	Body	GSM1900	810	1909.8	GPRS(1TX)	Top	0mm	\	29.31	30.20	2.780	3.412	1.100	1.350	0.08
2	Body	GSM1900	661	1880	GPRS(1TX)	Top	0mm	\	29.59	30.20	2.900	3.337	1.160	1.335	0.14
2	Body	GSM1900	512	1850.2	GPRS(1TX)	Top	0mm	\	29.96	30.20	2.630	2.779	1.050	1.110	0.09
2	Body	LTE B2	18700	1860	1RB-High	Top	0mm	\	21.23	22.50	3.810	5.104	1.500	2.010	0.2
2	Body	LTE B2	18900	1880	1RB-High	Top	0mm	\	21.23	22.50	4.840	6.484	1.920	2.572	0.11
2	Body	LTE B2	19100	1900	1RB-High	Top	0mm	\	21.23	22.50	4.360	5.841	1.710	2.291	0.18

ANT	Test Position	Phantom position L/R/F	Frequency Band	Channel Number	Frequency (MHz)	Mode/RB	Test setup	Distance	Figure No.	Duty Cycle	EUT Measured Power (dBm)	Tune up (dBm)	Measured SAR 1g (W/kg)	Calculated SAR 1g (W/kg)	Measured SAR 10g (W/kg)	Calculated SAR 10g (W/kg)	Power Drift
6	Body	F	WLAN5G	155	5775	11ac-80M	Top	0mm	\	99.12%	15.83	17.00	3.740	4.940	0.996	1.304	0.11

16 SAR Measurement Variability

SAR measurement variability must be assessed for each frequency band, which is determined by the SAR probe calibration point and tissue-equivalent medium used for the device measurements. When both head and body tissue-equivalent media are required for SAR measurements in a frequency band, the variability measurement procedures should be applied to the tissue medium with the highest measured SAR, using the highest measured SAR configuration for that tissue-equivalent medium.

The following procedures are applied to determine if repeated measurements are required.

- 1) Repeated measurement is not required when the original highest measured SAR is < 0.80 W/kg; steps 2) through 4) do not apply.
- 2) When the original highest measured SAR is ≥ 0.80 W/kg, repeat that measurement once.
- 3) Perform a second repeated measurement only if the ratio of largest to smallest SAR for the original and first repeated measurements is > 1.20 or when the original or repeated measurement is ≥ 1.45 W/kg ($\sim 10\%$ from the 1-g SAR limit).
- 4) Perform a third repeated measurement only if the original, first or second repeated measurement is ≥ 1.5 W/kg and the ratio of largest to smallest SAR for the original, first and second repeated measurements is > 1.20

Table 16.1: SAR Measurement Variability for Head LTE B7 ANT2(1g)

Frequency		Mode	Test Position	Original SAR (W/kg)	First Repeated SAR (W/kg)	The Ratio	Second Repeated SAR (W/kg)
Ch.	MHz						
21100	2535	50RB-Low	Tilt Right	0.824	0.818	1.01	/

Table 16.2: SAR Measurement Variability for Head N7 ANT2(1g)

Frequency		Mode	Test Position	Original SAR (W/kg)	First Repeated SAR (W/kg)	The Ratio	Second Repeated SAR (W/kg)
Ch.	MHz						
513500	2567.5	DFT-QPSK	Tilt Right	0.807	0.796	1.01	/

17 Measurement Uncertainty

17.1 Measurement Uncertainty for Normal SAR Tests (300MHz~3GHz)

No.	Error Description	Type	Uncertainty value	Probably Distribution	Div.	(Ci) 1g	(Ci) 10g	Std. Unc. (1g)	Std. Unc. (10g)	Degree of freedom
Measurement system										
1	Probe calibration	B	6.0	N	1	1	1	6.0	6.0	∞
2	Isotropy	B	4.7	R	$\sqrt{3}$	0.7	0.7	1.9	1.9	∞
3	Boundary effect	B	1.0	R	$\sqrt{3}$	1	1	0.6	0.6	∞
4	Linearity	B	4.7	R	$\sqrt{3}$	1	1	2.7	2.7	∞
5	Detection limit	B	1.0	N	1	1	1	0.6	0.6	∞
6	Readout electronics	B	0.3	R	$\sqrt{3}$	1	1	0.3	0.3	∞
7	Response time	B	0.8	R	$\sqrt{3}$	1	1	0.5	0.5	∞
8	Integration time	B	2.6	R	$\sqrt{3}$	1	1	1.5	1.5	∞
9	RF ambient conditions-noise	B	0	R	$\sqrt{3}$	1	1	0	0	∞
10	RFambient conditions-reflection	B	0	R	$\sqrt{3}$	1	1	0	0	∞
11	Probe positioned mech. restrictions	B	0.4	R	$\sqrt{3}$	1	1	0.2	0.2	∞
12	Probe positioning with respect to phantom shell	B	2.9	R	$\sqrt{3}$	1	1	1.7	1.7	∞
13	Post-processing	B	1.0	R	$\sqrt{3}$	1	1	0.6	0.6	∞
Test sample related										
14	Test sample positioning	A	3.3	N	1	1	1	3.3	3.3	71
15	Device holder uncertainty	A	3.4	N	1	1	1	3.4	3.4	5
16	Drift of output power	B	5.0	R	$\sqrt{3}$	1	1	2.9	2.9	∞
Phantom and set-up										
17	Phantom uncertainty	B	4.0	R	$\sqrt{3}$	1	1	2.3	2.3	∞
18	Liquid conductivity (target)	B	5.0	R	$\sqrt{3}$	0.64	0.43	1.8	1.2	∞
19	Liquid conductivity (meas.)	A	2.06	N	1	0.64	0.43	1.32	0.89	43
20	Liquid permittivity (target)	B	5.0	R	$\sqrt{3}$	0.6	0.49	1.7	1.4	∞
21	Liquid permittivity (meas.)	A	1.6	N	1	0.6	0.49	1.0	0.8	521

Combined standard uncertainty	$u_c = \sqrt{\sum_{i=1}^{21} c_i^2 u_i^2}$							9.55	9.43	257
Expanded uncertainty (confidence interval of 95 %)	$u_e = 2u_c$							19.1	18.9	

17.2 Measurement Uncertainty for Normal SAR Tests (3~6GHz)

No.	Error Description	Type	Uncertainty value	Probably Distribution	Div.	(Ci) 1g	(Ci) 10g	Std. Unc. (1g)	Std. Unc. (10g)	Degree of freedom
Measurement system										
1	Probe calibration	B	6.55	N	1	1	1	6.55	6.55	∞
2	Isotropy	B	4.7	R	$\sqrt{3}$	0.7	0.7	1.9	1.9	∞
3	Boundary effect	B	2.0	R	$\sqrt{3}$	1	1	1.2	1.2	∞
4	Linearity	B	4.7	R	$\sqrt{3}$	1	1	2.7	2.7	∞
5	Detection limit	B	1.0	R	$\sqrt{3}$	1	1	0.6	0.6	∞
6	Readout electronics	B	0.3	R	$\sqrt{3}$	1	1	0.3	0.3	∞
7	Response time	B	0.8	R	$\sqrt{3}$	1	1	0.5	0.5	∞
8	Integration time	B	2.6	R	$\sqrt{3}$	1	1	1.5	1.5	∞
9	RF ambient conditions-noise	B	0	R	$\sqrt{3}$	1	1	0	0	∞
10	RFambient conditions-reflection	B	0	R	$\sqrt{3}$	1	1	0	0	∞
11	Probe positioned mech. restrictions	B	0.8	R	$\sqrt{3}$	1	1	0.5	0.5	∞
12	Probe positioning with respect to phantom shell	B	6.7	R	$\sqrt{3}$	1	1	3.9	3.9	∞
13	Post-processing	B	4.0	R	$\sqrt{3}$	1	1	2.3	2.3	∞
Test sample related										
14	Test sample positioning	A	3.3	N	1	1	1	3.3	3.3	71
15	Device holder uncertainty	A	3.4	N	1	1	1	3.4	3.4	5
16	Drift of output power	B	5.0	R	$\sqrt{3}$	1	1	2.9	2.9	∞
Phantom and set-up										
17	Phantom uncertainty	B	4.0	R	$\sqrt{3}$	1	1	2.3	2.3	∞
18	Liquid conductivity (target)	B	5.0	R	$\sqrt{3}$	0.64	0.43	1.8	1.2	∞
19	Liquid conductivity (meas.)	A	2.06	N	1	0.64	0.43	1.32	0.89	43
20	Liquid permittivity (target)	B	5.0	R	$\sqrt{3}$	0.6	0.49	1.7	1.4	∞

21	Liquid permittivity (meas.)	A	1.6	N	1	0.6	0.49	1.0	0.8	521
Combined standard uncertainty		$u_c = \sqrt{\sum_{i=1}^{21} c_i^2 u_i^2}$						10.7	10.6	257
Expanded uncertainty (confidence interval of 95 %)		$u_e = 2u_c$						21.4	21.1	

17.3 Measurement Uncertainty for Fast SAR Tests (300MHz~3GHz)

No.	Error Description	Type	Uncertainty value	Probably Distribution	Div.	(Ci) 1g	(Ci) 10g	Std. Unc. (1g)	Std. Unc. (10g)	Degree of freedom
Measurement system										
1	Probe calibration	B	6.0	N	1	1	1	6.0	6.0	∞
2	Isotropy	B	4.7	R	$\sqrt{3}$	0.7	0.7	1.9	1.9	∞
3	Boundary effect	B	1.0	R	$\sqrt{3}$	1	1	0.6	0.6	∞
4	Linearity	B	4.7	R	$\sqrt{3}$	1	1	2.7	2.7	∞
5	Detection limit	B	1.0	R	$\sqrt{3}$	1	1	0.6	0.6	∞
6	Readout electronics	B	0.3	R	$\sqrt{3}$	1	1	0.3	0.3	∞
7	Response time	B	0.8	R	$\sqrt{3}$	1	1	0.5	0.5	∞
8	Integration time	B	2.6	R	$\sqrt{3}$	1	1	1.5	1.5	∞
9	RF ambient conditions-noise	B	0	R	$\sqrt{3}$	1	1	0	0	∞
10	RFambient conditions-reflection	B	0	R	$\sqrt{3}$	1	1	0	0	∞
11	Probe positioned mech. Restrictions	B	0.4	R	$\sqrt{3}$	1	1	0.2	0.2	∞
12	Probe positioning with respect to phantom shell	B	2.9	R	$\sqrt{3}$	1	1	1.7	1.7	∞
13	Post-processing	B	1.0	R	$\sqrt{3}$	1	1	0.6	0.6	∞
14	Fast SAR z-Approximation	B	7.0	R	$\sqrt{3}$	1	1	4.0	4.0	∞
Test sample related										
15	Test sample positioning	A	3.3	N	1	1	1	3.3	3.3	71
16	Device holder uncertainty	A	3.4	N	1	1	1	3.4	3.4	5
17	Drift of output power	B	5.0	R	$\sqrt{3}$	1	1	2.9	2.9	∞
Phantom and set-up										
18	Phantom uncertainty	B	4.0	R	$\sqrt{3}$	1	1	2.3	2.3	∞
19	Liquid conductivity (target)	B	5.0	R	$\sqrt{3}$	0.64	0.43	1.8	1.2	∞

20	Liquid conductivity (meas.)	A	2.06	N	1	0.64	0.43	1.32	0.89	43
21	Liquid permittivity (target)	B	5.0	R	$\sqrt{3}$	0.6	0.49	1.7	1.4	∞
22	Liquid permittivity (meas.)	A	1.6	N	1	0.6	0.49	1.0	0.8	521
Combined standard uncertainty		$u_c = \sqrt{\sum_{i=1}^{22} c_i^2 u_i^2}$						10.4	10.3	257
Expanded uncertainty (confidence interval of 95 %)		$u_e = 2u_c$						20.8	20.6	

17.4 Measurement Uncertainty for Fast SAR Tests (3~6GHz)

No.	Error Description	Type	Uncertainty value	Probably Distribution	Div.	(Ci) 1g	(Ci) 10g	Std. Unc. (1g)	Std. Unc. (10g)	Degree of freedom
Measurement system										
1	Probe calibration	B	6.55	N	1	1	1	6.55	6.55	∞
2	Isotropy	B	4.7	R	$\sqrt{3}$	0.7	0.7	1.9	1.9	∞
3	Boundary effect	B	2.0	R	$\sqrt{3}$	1	1	1.2	1.2	∞
4	Linearity	B	4.7	R	$\sqrt{3}$	1	1	2.7	2.7	∞
5	Detection limit	B	1.0	R	$\sqrt{3}$	1	1	0.6	0.6	∞
6	Readout electronics	B	0.3	R	$\sqrt{3}$	1	1	0.3	0.3	∞
7	Response time	B	0.8	R	$\sqrt{3}$	1	1	0.5	0.5	∞
8	Integration time	B	2.6	R	$\sqrt{3}$	1	1	1.5	1.5	∞
9	RF ambient conditions-noise	B	0	R	$\sqrt{3}$	1	1	0	0	∞
10	RF ambient conditions-reflection	B	0	R	$\sqrt{3}$	1	1	0	0	∞
11	Probe positioned mech. Restrictions	B	0.8	R	$\sqrt{3}$	1	1	0.5	0.5	∞
12	Probe positioning with respect to phantom shell	B	6.7	R	$\sqrt{3}$	1	1	3.9	3.9	∞
13	Post-processing	B	1.0	R	$\sqrt{3}$	1	1	0.6	0.6	∞
14	Fast SAR z-Approximation	B	14.0	R	$\sqrt{3}$	1	1	8.1	8.1	∞
Test sample related										
15	Test sample positioning	A	3.3	N	1	1	1	3.3	3.3	71
16	Device holder uncertainty	A	3.4	N	1	1	1	3.4	3.4	5

17	Drift of output power	B	5.0	R	$\sqrt{3}$	1	1	2.9	2.9	∞
Phantom and set-up										
18	Phantom uncertainty	B	4.0	R	$\sqrt{3}$	1	1	2.3	2.3	∞
19	Liquid conductivity (target)	B	5.0	R	$\sqrt{3}$	0.64	0.43	1.8	1.2	∞
20	Liquid conductivity (meas.)	A	2.06	N	1	0.64	0.43	1.32	0.89	43
21	Liquid permittivity (target)	B	5.0	R	$\sqrt{3}$	0.6	0.49	1.7	1.4	∞
22	Liquid permittivity (meas.)	A	1.6	N	1	0.6	0.49	1.0	0.8	521
Combined standard uncertainty		$u_c = \sqrt{\sum_{i=1}^{22} c_i^2 u_i^2}$						13.5	13.4	257
Expanded uncertainty (confidence interval of 95 %)		$u_e = 2u_c$						27.0	26.8	

18 MAIN TEST INSTRUMENTS

Table 18.1: List of Main Instruments

No.	Name	Type	Serial Number	Calibration Date	Valid Period
01	Network analyzer	E5071C	MY46110673	January 4, 2022	One year
02	Power sensor	NRP110T	101139	January 13, 2022	One year
03	Power sensor	NRP110T	101159		
04	Signal Generator	E4438C	MY49071430	January 13, 2022	One Year
05	Amplifier	60S1G4	0331848	No Calibration Requested	
06	BTS	CMW500	159890	January 24, 2022	One year
07	BTS	CMW500	129942	February 14, 2022	One year
08	DAE	SPEAG DAE4	777	January 07, 2022	One year
09	E-field Probe	SPEAG EX3DV4	7600	December 29, 2021	One year
10	DAE	SPEAG DAE4	1331	September 15, 2022	One year
11	E-field Probe	SPEAG EX3DV4	7548	August 01, 2022	One year
12	DAE	SPEAG DAE4	1588	September 15, 2022	One year
13	E-field Probe	SPEAG EX3DV4	3617	March 11, 2022	One year
14	DAE	SPEAG DAE4	1556	January 12, 2022	One year
15	E-field Probe	SPEAG EX3DV4	7464	January 26, 2022	One year
16	Dipole Validation Kit	SPEAG D750V3	1017	July 20, 2022	One year
17	Dipole Validation Kit	SPEAG D835V2	4d069	July 20, 2022	One year
18	Dipole Validation Kit	SPEAG D1750V2	1003	July 18, 2022	One year
19	Dipole Validation Kit	SPEAG D1900V2	5d101	July 26, 2022	One year
21	Dipole Validation Kit	SPEAG D2450V2	853	July 20, 2022	One year
22	Dipole Validation Kit	SPEAG D2600V2	1012	July 20, 2022	One year
23	Dipole Validation Kit	SPEAG D3500V2	1016	July 01, 2022	One year
24	Dipole Validation Kit	SPEAG D5GHzV2	1262	January 27, 2022	One year

END OF REPORT BODY



Appendixes

Refer to separated files for the following appendixes

ANNEX A Graph Results

ANNEX B System Verification Results

ANNEX C SAR Measurement Setup

ANNEX D Position of the wireless device in relation to the phantom

ANNEX E Equivalent Media Recipes

ANNEX F System Validation

ANNEX G Probe Calibration Certificate

ANNEX H Dipole Calibration Certificate

ANNEX I Accreditation Certificate