
TEST REPORT FOR WCDMA TESTING

Report No.: SRTC2022-9004(F)-22101205(B)

Product Name: Smart Phone

Model Name: RKY-LX3

Applicant: Honor Device Co., Ltd.

Manufacturer: Honor Device Co., Ltd.

Specification: FCC Part 24E, Part 22H, Part 27,Part 2 (2021)

FCC ID: 2AYGCRKY-LX3

The State Radio_monitoring_center Testing Center (SRTC)
15th Building, No.30 Shixing Street, Shijingshan District, Beijing, P.R.China
Tel: 86-10-57996183 Fax: 86-10-57996388

CONTENTS

1. GENERAL INFORMATION	2
1.1 Notes of the test report	2
1.2 Information about the testing laboratory	2
1.3 Applicant’s details	2
1.4 Manufacturer’s details	2
1.5 Test Environment	3
2 DESCRIPTION OF THE DEVICE UNDER TEST	4
2.1 Final Equipment Build Status	4
2.2 Support Equipment	4
3 REFERENCE SPECIFICATION	5
4 KEY TO NOTES AND RESULT CODES	5
5 RESULT SUMMARY	6
6 TEST RESULT	8
6.1 RF Power Output	8
6.2 Effective Radiated Power and Effective Isotropic Radiated Power	9
6.3 Occupied Bandwidth	10
6.4 Emission Bandwidth	11
6.5 Spurious Emissions at antenna terminal	12
6.6 Band Edges Compliance	13
6.7 Frequency Stability	14
6.8 Radiated Spurious Emissions	15
6.9 Peak-Average Ratio	17
7 MEASUREMENT UNCERTAINTIES	18
8 TEST EQUIPMENTS	19
APPENDIX A – TEST DATA OF CONDUCTED EMISSION	20
APPENDIX B – TEST DATA OF RADIATED EMISSION	86

1. GENERAL INFORMATION

1.1 Notes of the test report

The test report may only be reproduced or published in full. Reproduction or publication of extracts from the report requires the prior written permission of The State Radio_monitoring_center Testing Center (SRTC). The test results relate only to individual items of the samples which have been tested. The certification and accreditation identifiers used in this report shall not be applicable to the tested or calibrated samples thereof. The manufacturer shall not mark the tested samples or items (or a separate part of the item) with the identifiers of certification and accreditation to mislead relevant parties about the tested samples or items.

1.2 Information about the testing laboratory

Company:	The State Radio_monitoring_center Testing Center (SRTC)
Test Site 1:	15th Building, No.30 Shixing Street, Shijingshan District
Test Site 2:	No.80, Zhaojiachang, Beizang, Daxing District
City:	Beijing
Country or Region:	P.R.China
Contacted person:	Liu Jia
Tel:	+86 10 57996183
Fax:	+86 10 57996388
Email:	liujiaf@srtc.org.cn
Designation Number:	CN1267
Registration number:	239125

1.3 Applicant's details

Company:	Honor Device Co., Ltd.
Address:	Shum Yip Sky Park, No. 8089, Hongli West Road, Shenzhen, China

1.4 Manufacturer's details

Company:	Honor Device Co., Ltd.
Address:	Shum Yip Sky Park, No. 8089, Hongli West Road, Shenzhen, China

1.5 Test Environment

Date of Receipt of test sample at SRTC:	2022-10-14
Testing Start Date:	2022-10-15
Testing End Date:	2022-11-17

Environmental Data:	Temperature (°C)	Humidity (%)
Ambient	25	40
Maximum Extreme	50	---
Minimum Extreme	-30	---

Normal Supply Voltage (V d.c.):	3.80
Maximum Extreme Supply Voltage (V d.c.):	4.36
Minimum Extreme Supply Voltage (V d.c.):	3.60

2 DESCRIPTION OF THE DEVICE UNDER TEST

2.1 Final Equipment Build Status

Frequency Range:	WCDMA Band II: Tx:1850~1910MHz Rx:1930~1990MHz WCDMA Band IV: Tx:1710~1755MHz Rx:2110~2155MHz WCDMA Band V: Tx:824~849MHz Rx:869~894MHz
Mode:	HSDPA/HSUPA/ HSPA+/ DC-HSDPA
Emission Designator:	4M50F9W
Duplex Mode:	FDD
Duplex Spacing:	WCDMA Band II:80MHz WCDMA Band IV: 80MHz WCDMA Band V:45MHz
Antenna Type:	Integrated
Antenna Gain:	WCDMA Band II: -1.32dBi WCDMA Band IV: -1.28dBi WCDMA Band V: -1.38dBi ERP = EIRP(Power +Gain) – 2.15 (dB)
Power Supply:	Battery
Software Revision:	2.1.0.34(SP10C900E34R1P1)
Hardware Revision:	HL1RKYM
IMEI:	860349060024502

2.2 Support Equipment

The following support equipment was used to exercise the DUT during testing:

N/A

3 REFERENCE SPECIFICATION

Specification	Version	Title
FCC Part2	2021	Frequency allocations and radio treaty matters; general rules and regulations
FCC Part22	2021	Public mobile services
FCC Part24	2021	Personal communications services
FCC Part27	2021	Miscellaneous wireless communications services
ANSI C63.26	2015	American national standard for compliance testing of transmitters used in licensed radio services
KDB 971168 D01	April 9, 2018	Measurement guidance for certification of licensed digital transmitters
TIA-603-E-2016	March 2016	Land Mobile FM or PM Communications Equipment Measurement and Performance Standards

4 KEY TO NOTES AND RESULT CODES




The following are the definition of the test result.

Code	Meaning
PASS	Test result shows that the requirements of the relevant specification have been met.
FAIL	Test result shows that the requirements of the relevant specification have not been met.
NT	Normal Temperature
NV	Nominal voltage
HV	High voltage
LV	Low voltage

5 RESULT SUMMARY




No.	Test case	FCC reference	Verdict	Test Site
1	RF Power Output	2.1046	Pass	1
2	Effective Radiated Power and Effective Isotropic Radiated Power	22.913(a),24.232(c),27.50(d)(4)	Pass	1
3	Occupied Bandwidth	2.1049	Pass	1
4	Emission Bandwidth	2.1049	Pass	1
5	Spurious Emissions at antenna terminal	2.1051,22.917(a),24.238(a),27.53(h)	Pass	1
6	Band Edges Compliance	2.1051,22.917(a),24.238(b),27.53(h)	Pass	1
7	Frequency Stability	2.1055,22.355,24.235,27.54	Pass	1
8	Peak-Average Ratio	24.232(d),27.50(d)(5)	Pass	1

Test Site 1: 15th Building, No.30 Shixing Street, Shijingshan District

This Test Report Is Approved by: Mr. Peng Zhen 	Review by: Mr. Li Bin 
Tested and Issued by: Ms. Li Jin 	Approved date: 20221031

No.	Test case	FCC reference	Verdict	Test Site
9	Radiated Spurious Emissions	2.1053,22.917(a),24.238(a),27.53(h)	Pass	2

Test Site 2: No.80, Zhaojiachang, Beizang, Daxing District

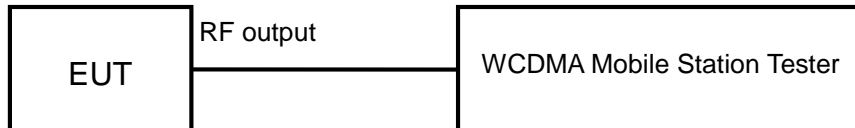
This Test Report Is Approved by: Mr. Liu Wei 	Review by: Mr. Guo Yu 
Tested and Issued by: Mr. Dong Qifeng 	Approved date: 20221031

6 TEST RESULT

6.1 RF Power Output

Rule Part(s):
2.1046

Test Setup:



Test procedure:

After a radio link has been established between EUT and Tester, the output power of the cell signal of the testing equipment will be decreased until the output power of the EUT reach a maximum value. Then the test data can be read at the tester screen. The loss between RF output port of the EUT and the input port of the tester will be taken into consideration. The measurement will be conducted at three channels (Low, middle and High channels).

Limits: Limits: No specific conduct power requirements in part 2.1046.

Test result:

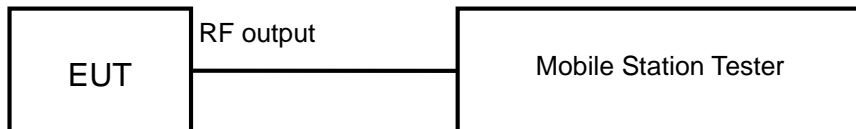
The test results are shown in Appendix A.

6.2 Effective Radiated Power and Effective Isotropic Radiated Power

Rule Part(s):

FCC: 22.913(a) (5), 24.232(c), 27.50(d) (4)

Test setup:



Test procedure:

KDB 971168 D01 v03r01 – Section 5.6

Test Settings

Subclause 5.2.5.5 of ANSI C63.26-2015 is applicable, along with the following provisions. For personal/portable radios utilizing an integral antenna, the factor LC is typically negligible. However, in a fixed station transmit system that utilizes a long cable run between the transmitter and the transmitting antenna, this factor can be significant. The minimum cable loss should be used in this equation.

The relevant equation for determining the ERP or EIRP from the conducted RF output power measured is:

$$\text{ERP/EIRP} = \text{PMeas} - \text{LC} + \text{GT}$$

Where:

ERP/EIRP = effective or equivalent radiated power, respectively (expressed in the same units as PMeas, typically dBW or dBm)

PMeas = measured transmitter output power or PSD, in dBW or dBm

LC = signal attenuation in the connecting cable between the transmitter and antenna in dB

GT = gain of the transmitting antenna, in dBd (ERP) or dBi (EIRP)

ERP/EIRP LIMIT

This value is EIRP since the measurement is calibrated using an antenna of known gain (2.15dB) and known input power. ERP can be calculated from EIRP by subtracting the gain of the dipole, ERP = EIRP – 2.15 (dB).

22.913(a) (5)

The ERP of mobile transmitters and auxiliary test transmitters must not exceed 7 watts.

24.232(c)

Mobile and portable stations are limited to 2 watts EIRP and the equipment must employ a means for limiting power to the minimum necessary for successful communications.

27.50(d) (4)

Fixed, mobile, and portable (hand-held) stations operating in the 1710-1755 MHz band and mobile and portable stations operating in the 1695-1710 MHz and 1755-1780 MHz bands are limited to 1 watt EIRP. Fixed stations operating in the 1710-1755 MHz band are limited to a maximum antenna height of 10 meters above ground. Mobile and portable stations operating in these bands must employ a means for limiting power to the minimum necessary for successful communications

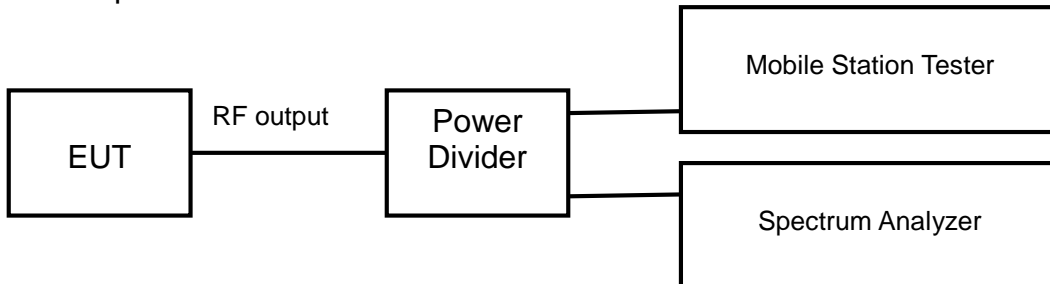
Test result:

The test results are shown in Appendix A.

6.3 Occupied Bandwidth

Rule Part(s):
FCC: 2.1049

Test Setup:



Test procedure:
KDB 971168 D01 v03r01 – Section 4.2

Test Settings

1. The signal analyzer's automatic bandwidth measurement capability was used to perform the 99% occupied bandwidth and the 26dB bandwidth. The bandwidth measurement was not influenced by any intermediate power nulls in the fundamental emission.
2. RBW = 1 – 5% of the expected OBW
3. VBW $\geq 3 \times$ RBW
4. Detector = Peak
5. Trace mode = max hold
6. Sweep = auto couple
7. The trace was allowed to stabilize
8. If necessary, steps 2 – 7 were repeated after changing the RBW such that it would be within 1 – 5% of the 99% occupied bandwidth observed in Step 7

Limits: No specific occupied bandwidth requirements in part 2.1049

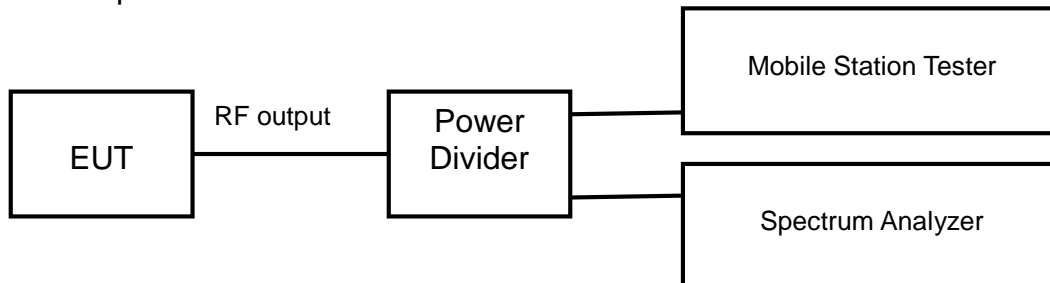
Test result:

The test results are shown in Appendix A.

6.4 Emission Bandwidth

Rule Part(s):
FCC: 2.1049

Test Setup:



Test procedure:
KDB 971168 D01 v03r01 – Section 4.2

Test Settings

1. The signal analyzer's automatic bandwidth measurement capability was used to perform the 26dB occupied bandwidth and the 26dB bandwidth. The bandwidth measurement was not influenced by any intermediate power nulls in the fundamental emission.
2. RBW = 1 – 5% of the expected OBW
3. VBW $\geq 3 \times$ RBW
4. Detector = Peak
5. Trace mode = max hold
6. Sweep = auto couple
7. The trace was allowed to stabilize
8. If necessary, steps 2 – 7 were repeated after changing the RBW such that it would be within 1 – 5% of the emission bandwidth observed in Step 7

Limits: No specific occupied bandwidth requirements in part 2.1049

Test result:

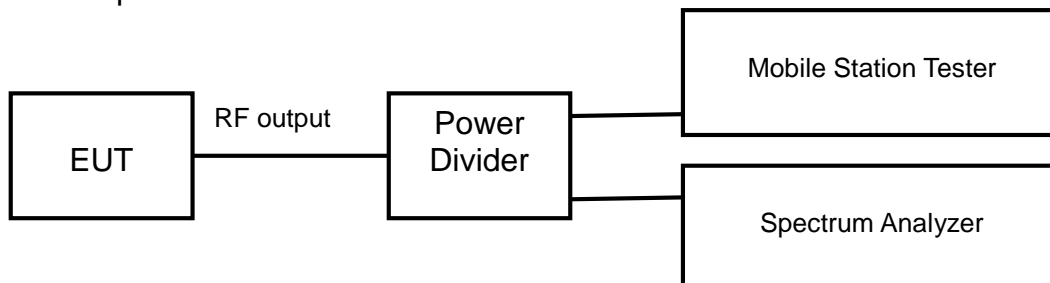
The test results are shown in Appendix A.

6.5 Spurious Emissions at antenna terminal

Rule Part(s):

FCC: 2.1051, 22.917(a), 24.238(a), 27.53(h)

Test Setup:



Test procedure:

KDB 971168 D01 v03r01 – Section 6.0

Test Settings

1. Start frequency was set to 30MHz and stop frequency was set to 10GHz for Cell, 20GHz for PCS
2. RBW=100 kHz (For below 1GHz), 1MHz (For above 1GHz)
3. VBW $\geq 3 \times$ RBW
4. Detector = RMS
5. Trace mode = trace average for continuous emissions, max hold for pulse emissions
6. Sweep time = auto couple
7. The trace was allowed to stabilize

Limits:

The minimum permissible attenuation level of any spurious emission is $43 + \log_{10}(P_{[Watts]})$, where P is the transmitter power in Watts.

Test result:

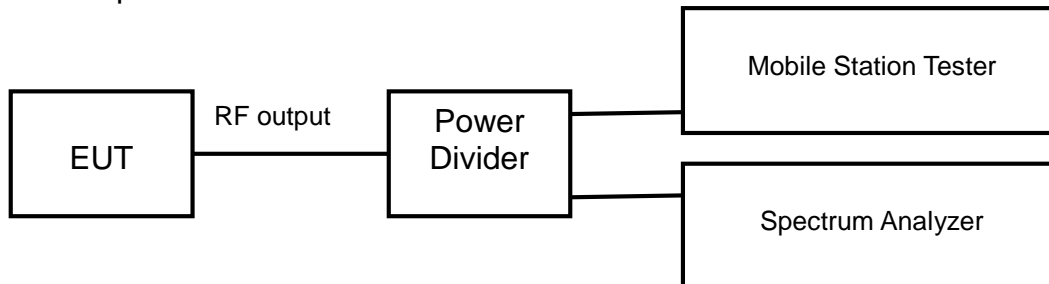
The test results are shown in Appendix A.

6.6 Band Edges Compliance

Rule Part(s)

FCC: 2.1051, 22.917(a), 24.238(a), 27.53(c)

Test Setup:



Test procedure:

KDB 971168 D01 v03r01 – Section 6.0

Test Settings

1. Start and stop frequency were set such that the band edge would be placed in the center of the plot
2. Span=2MHz
3. RBW > 1% of the emission bandwidth
4. VBW > 3 x RBW
5. Detector = RMS
6. Number of sweep points $\geq 2 \times \text{Span}/\text{RBW}$
7. Trace mode = trace average for continuous emissions, max hold for pulse emissions
8. Sweep time = auto couple
9. The trace was allowed to stabilize

Limit: The minimum permissible attenuation level of any spurious emission is $43 + \log_{10}(P)$ (P [Watts]), where P is the transmitter power in Watts.

Test result:

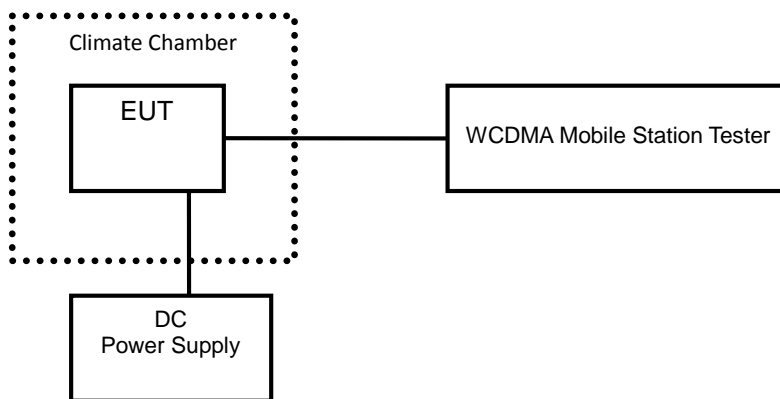
The test results are shown in Appendix A.

6.7 Frequency Stability

Rule Part(s)

FCC: 2.1055, 22.355, 24.235, 27.54

Test setup:



Test Procedure:

ANSI/TIA-603-E-2016

Test Settings

1. The carrier frequency of the transmitter is measured at room temperature (20°C to provide a reference).
2. The equipment is turned on in a “standby” condition for fifteen minutes before applying power to the transmitter. Measurement of the carrier frequency of the transmitter is made within one minute after applying power to the transmitter.
3. Frequency measurements are made at 10°C intervals ranging from -30°C to +50°C (The temperature range can be declared by the manufacturer). A period of at least one half-hour is provided to allow stabilization of the equipment at each temperature level.

Limits: For Part 22, the frequency stability of the transmitter shall be maintained within $\pm 0.00125\%$ (± 2.5 ppm) of the center frequency. For Part 24, the frequency stability shall be sufficient to ensure that the fundamental emission stays within the authorized frequency block.

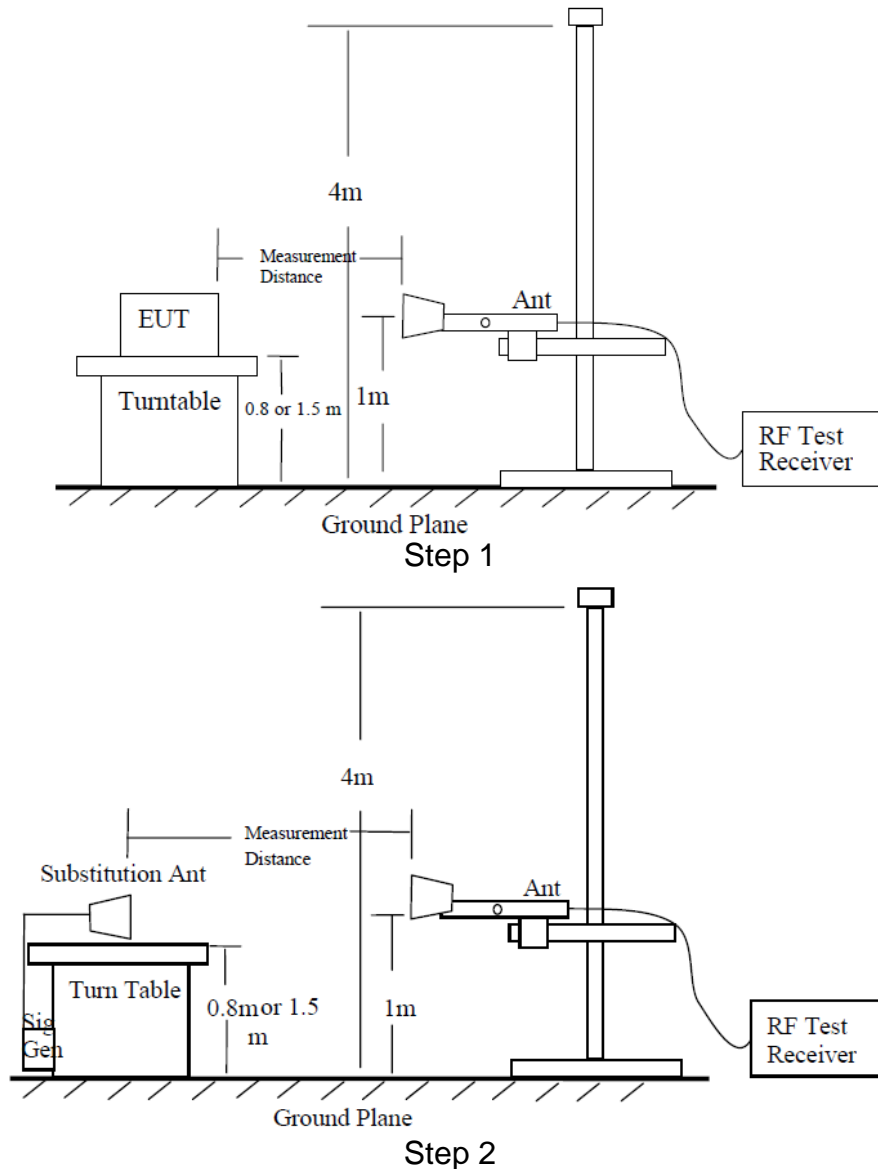
Test result:

The test results are shown in Appendix A.

6.8 Radiated Spurious Emissions

Rule Part(s)
FCC: 2.1053, 22.917(a), 24.238(a), 27.53(h)

Test Setup:



Test procedure:

The measurements procedures in TIA-603-E-2016 are used.

The spectrum was scanned from 30MHz to the 10th harmonic of the highest frequency generated within the equipment.

Step 1:

The measurement is carried out in the chamber. EUT was placed on a 0.8m ($f < 1\text{GHz}$)/ 1.5m ($f > 1\text{GHz}$) high non-conductive table at a 3 meters test distance from the test receive antenna. A receiving antenna was placed on the antenna mast 3 meters from the EUT. The height of receiving antenna from 1m to 4m and varies in certain range to find the maximum

power value. A radio link shall be established between EUT and Tester. The output power of the cell signal of the tester will be decreased until the output power of the EUT reach a maximum value. A peak detector is used and RBW is set to 100 kHz ($f < 1\text{GHz}$)/1MHz ($f > 1\text{GHz}$). The antenna shall be performed under horizontal and vertical polarization. The turn table shall be rotated from 0 to 360 degrees for detecting the maximum power value on spectrum analyzer or receiver. The spectrum analyzer scans from 30MHz to 10th harmonic of the carrier. A notch filter is necessary in the band near to the carrier frequency. A high pass filter is needed to avoid the distortion of the testing equipment in the band above the carrier frequency.

Step 2:

A log-periodic antenna or double-ridged waveguide horn antenna shall be substituted in place of the EUT. The log-periodic antenna will be driven by a signal generator and the level will be adjusted till the same power value on the spectrum analyzer or receiver. The level of the spurious emissions can be calculated through the level of the signal generator, cable loss, the gain of the substitution antenna and the reading of the spectrum analyzer or receiver.

A power (P_{mea}) is applied to the input of the substitution antenna, and adjusts the level of the signal generator output until the value of the receiver reach the previously recorded (P_r). The power of signal source (P_{mea}) is recorded. The test should be performed by rotating the test item and adjusting the receiving antenna polarization.

A “reference path loss” should be calculated after test. The attenuation of “reference path loss” is the cable loss between the Signal Source with the Substitution Antenna (P_{ca}) and the Substitution Antenna Gain (G_a).

Calculation procedure:

The data of cable loss and antenna gain has been calibrated in full testing frequency range before the testing.

The power of the Radiated Spurious Emissions is calculated by adding the cable loss and antenna gain. The basic equation with a sample calculation is as followed:

Power (EIRP) = $P_{mea} + P_{ca} + G_a$

This value is EIRP since the measurement is calibrated using an antenna of known gain (2.15dB) and known input power. ERP can be calculated from EIRP by subtracting the gain of the dipole, $ERP = EIRP - 2.15$ (dB).

Assumed the power of signal source record is -20dBm. A cable loss of -30dB, and an antenna gain of 11dB are added.

$P = P_{mea} + P_{ca} + G_a = (-20\text{dBm}) + (-30\text{dB}) + (11\text{dB}) = -39\text{dBm}$

Note: We tested both horizontal and vertical polarization, but only the largest numerical polarity of the two polarities was recorded in the final report.

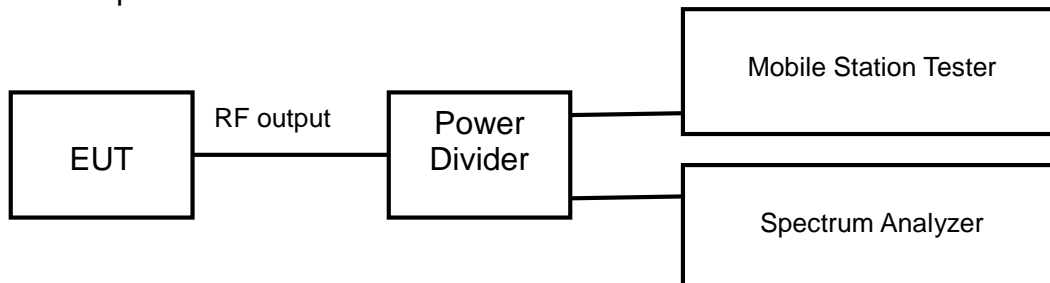
Test result:

The test results are shown in Appendix B.

6.9 Peak-Average Ratio

Rule Part(s)
FCC: 24.232(d), 27.50(d) (5)

Test Setup:



Test procedure:
KDB 971168 D01 v03r01 – Section 5.7.1

Test settings:

1. The signal analyzer's CCDF measurement profile is enabled
2. Frequency = carrier center frequency
3. Measurement BW > Emission bandwidth of signal
4. The signal analyzer was set to collect one million samples to generate the CCDF curve
5. The measurement interval was set depending on the type of signal analyzed. For continuous signals (>98% duty cycle), the measurement interval was set to 1ms. For burst transmissions, the spectrum analyzer is set to use an internal "RF Burst" trigger that is synced with an incoming pulse and the measurement interval is set to less than the duration of the "on time" of one burst to ensure that energy is only captured during a time in which the transmitter is operating at maximum power

Limits: the peak-to-average ratio (PAR) of the transmission may not exceed 13 dB.

Test result:

The test results are shown in Appendix A

7 MEASUREMENT UNCERTAINTIES

Items	Uncertainty	
RF Power Output	0.6 dB	
Effective Radiated Power and Effective Isotropic Radiated Power	0.6 dB	
Occupied Bandwidth	3kHz	
Emission Bandwidth	3kHz	
Peak-Average Ratio	0.8dB	
Frequency Stability	48Hz	
Band Edges Compliance	1.2dB	
Spurious Emissions at antenna terminal	9kHz~2GHz	1.2dB
	2G~3.6GHz	1.4dB
	3.6G~8GHz	2.2dB
	8G~12.75GHz	2.7dB
Radiated Emission Measurement	30MHz~200MHz	4.88dB
	200MHz~1GHz	4.87dB
	1GHz~18GHz	4.58dB
	18GHz~40GHz	4.35dB

8 TEST EQUIPMENTS

No.	Name/Model	Manufacturer	S/N	Calibration Date	Calibration Due Date
1	Mobile Station Tester / MT8820C	Anritsu	6201300660	2022.06.21	2023.06.20
2	Radio Communication Station / CMW500	R&S	161702	2022.06.21	2023.06.20
3	Spectrum Analyzer / FSV40	R&S	101065	2022.06.21	2023.06.20
4	Spectrum Analyzer / N9020A	Agilent	MY48010771	2022.05.18	2023.05.17
5	Power Divider / 11667A	HP	19632	2022.06.21	2023.06.20
6	DC Power Supply / E3645A	Agilent	MY40000741	2022.04.22	2023.04.21
7	Temperature chamber / SH241	ESPEC	92013758	2022.06.21	2023.06.20
8	Fully-Anechoic Chamber / 12.65m×8.03m×7.50m	FRANKONIA	----	----	----
9	Semi-Anechoic/Chamber / 23.18m×16.88m×9.60m	FRANKONIA	---	----	----
10	Turn table Diameter:1m	FRANKONIA	----	----	----
11	Turn table Diameter:5m	FRANKONIA	----	----	----
12	Antenna master FAC(MA4.0)	MATURO	----	----	----
13	Antenna master SAC(MA4.0)	MATURO	----	----	----
14	Shielding room / 9.080m×5.255m×3.525m	FRANKONIA	----	----	----
15	Double-Ridged Waveguide Horn Antenna / HF 907	R&S	100512	2022.06.21	2023.06.20
16	Double-Ridged Waveguide Horn Antenna / HF 907	R&S	100513	2022.06.21	2023.06.20
17	Ultra log antenna / HL562	R&S	100016	2022.06.21	2023.06.20
18	Receive antenna /3160-09	SCHWARZ-BECK	002058-002	2022.06.21	2023.06.20
19	EMI test receiver / ESI 40	R&S	100015	2022.06.21	2023.06.20
20	EMI test receiver / ESCS30	R&S	100029	2022.06.21	2023.06.20
21	Receive antenna / HL562	R&S	100167	2022.06.21	2023.06.20
22	AMN / ENV216	R&S	3560.6550.12	2022.06.21	2023.06.20
23	FCC auto test system / RT9100L-2	Radiosky	V1.05	/	/
24	EMI test software / EMC32	R&S	V10.20.01	/	/

APPENDIX A – TEST DATA OF CONDUCTED EMISSION

I. RF Power Output

WCDMA band II

Mode		Carrier frequency (MHz)	Channel No.	RF Power Output (dBm)
Release 99	RMC,12.2kbps	1852.4	9262	23.85
Release 99	RMC,12.2kbps	1880	9400	23.78
Release 99	RMC,12.2kbps	1907.6	9538	23.74

Mode		Carrier frequency (MHz)	Channel No.	RF Power Output (dBm)
HSDPA	Subtest1	1852.4	9262	22.67
HSDPA	Subtest1	1880	9400	22.86
HSDPA	Subtest1	1907.6	9538	22.84
HSDPA	Subtest2	1852.4	9262	22.90
HSDPA	Subtest2	1880	9400	22.84
HSDPA	Subtest2	1907.6	9538	22.89
HSDPA	Subtest3	1852.4	9262	22.27
HSDPA	Subtest3	1880	9400	22.31
HSDPA	Subtest3	1907.6	9538	22.21
HSDPA	Subtest4	1852.4	9262	22.18
HSDPA	Subtest4	1880	9400	22.28
HSDPA	Subtest4	1907.6	9538	22.36

Mode		Carrier frequency (MHz)	Channel No.	RF Power Output (dBm)
HSUPA	Subtest1	1852.4	9262	20.61
HSUPA	Subtest1	1880	9400	20.80
HSUPA	Subtest1	1907.6	9538	20.57
HSUPA	Subtest2	1852.4	9262	20.77
HSUPA	Subtest2	1880	9400	20.80
HSUPA	Subtest2	1907.6	9538	20.74
HSUPA	Subtest3	1852.4	9262	21.68
HSUPA	Subtest3	1880	9400	21.70
HSUPA	Subtest3	1907.6	9538	21.70
HSUPA	Subtest4	1852.4	9262	20.05
HSUPA	Subtest4	1880	9400	20.30
HSUPA	Subtest4	1907.6	9538	20.00
HSUPA	Subtest5	1852.4	9262	21.74
HSUPA	Subtest5	1880	9400	21.83
HSUPA	Subtest5	1907.6	9538	21.71

Mode		Carrier frequency (MHz)	Channel No.	RF Power Output (dBm)
HSPA+	16QAM	1852.4	9262	22.71
HSPA+	16QAM	1880	9400	22.80
HSPA+	16QAM	1907.6	9538	22.58

Mode		Carrier frequency (MHz)	Channel No.	RF Power Output (dBm)
DC-HSDPA	Subtest1	1852.4	9262	22.21
DC-HSDPA	Subtest1	1880	9400	22.50
DC-HSDPA	Subtest1	1907.6	9538	22.40
DC-HSDPA	Subtest2	1852.4	9262	22.47
DC-HSDPA	Subtest2	1880	9400	22.47
DC-HSDPA	Subtest2	1907.6	9538	22.35
DC-HSDPA	Subtest3	1852.4	9262	22.05
DC-HSDPA	Subtest3	1880	9400	22.01
DC-HSDPA	Subtest3	1907.6	9538	21.75
DC-HSDPA	Subtest4	1852.4	9262	22.00
DC-HSDPA	Subtest4	1880	9400	21.95
DC-HSDPA	Subtest4	1907.6	9538	21.73

2. Occupied Bandwidth

WCDMA band II

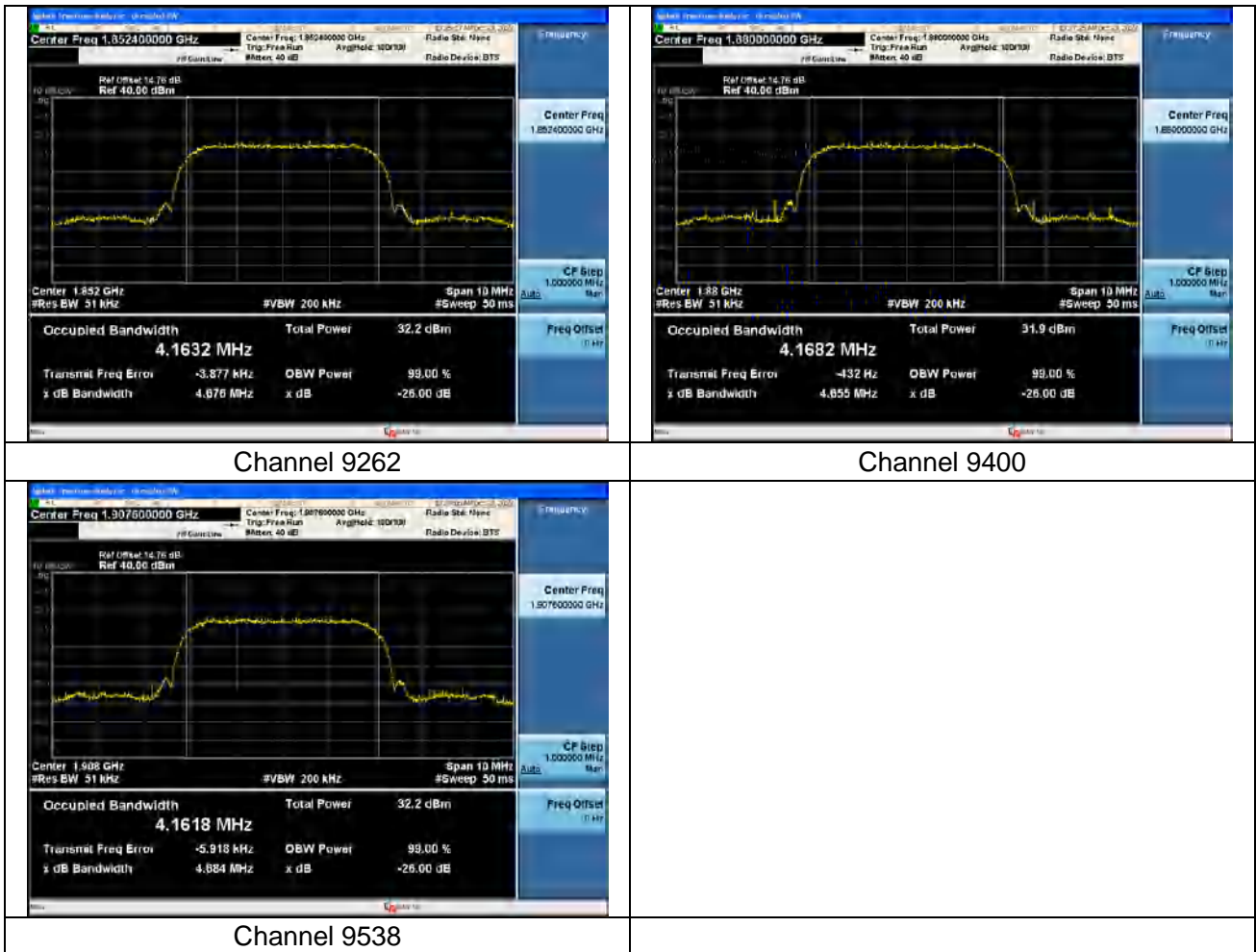
Mode	Carrier frequency (MHz)	Channel No.	Bandwidth of 99% Power (MHz)
Release 99	1852.4	9262	4.16
Release 99	1880	9400	4.17
Release 99	1907.6	9538	4.16

Mode	Carrier frequency (MHz)	Channel No.	Bandwidth of 99% Power (MHz)
HSDPA	1852.4	9262	4.19
HSDPA	1880	9400	4.17
HSDPA	1907.6	9538	4.18

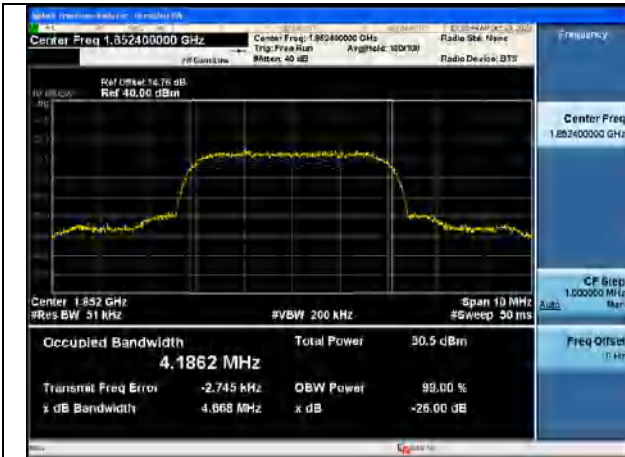
Mode	Carrier frequency (MHz)	Channel No.	Bandwidth of 99% Power (MHz)
HSUPA	1852.4	9262	4.18
HSUPA	1880	9400	4.17
HSUPA	1907.6	9538	4.18

Mode	Carrier frequency (MHz)	Channel No.	Bandwidth of 99% Power (MHz)
HSPA+	1852.4	9262	4.18
HSPA+	1880	9400	4.19
HSPA+	1907.6	9538	4.18

WCDMA band II
Test Mode: Release 99



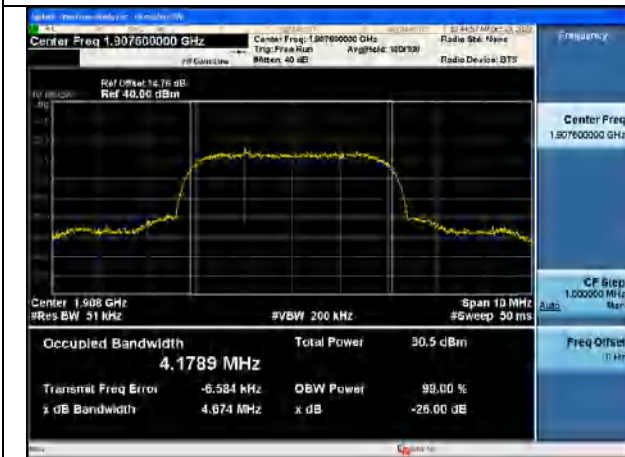
Test Mode: HSDPA



Channel 9262

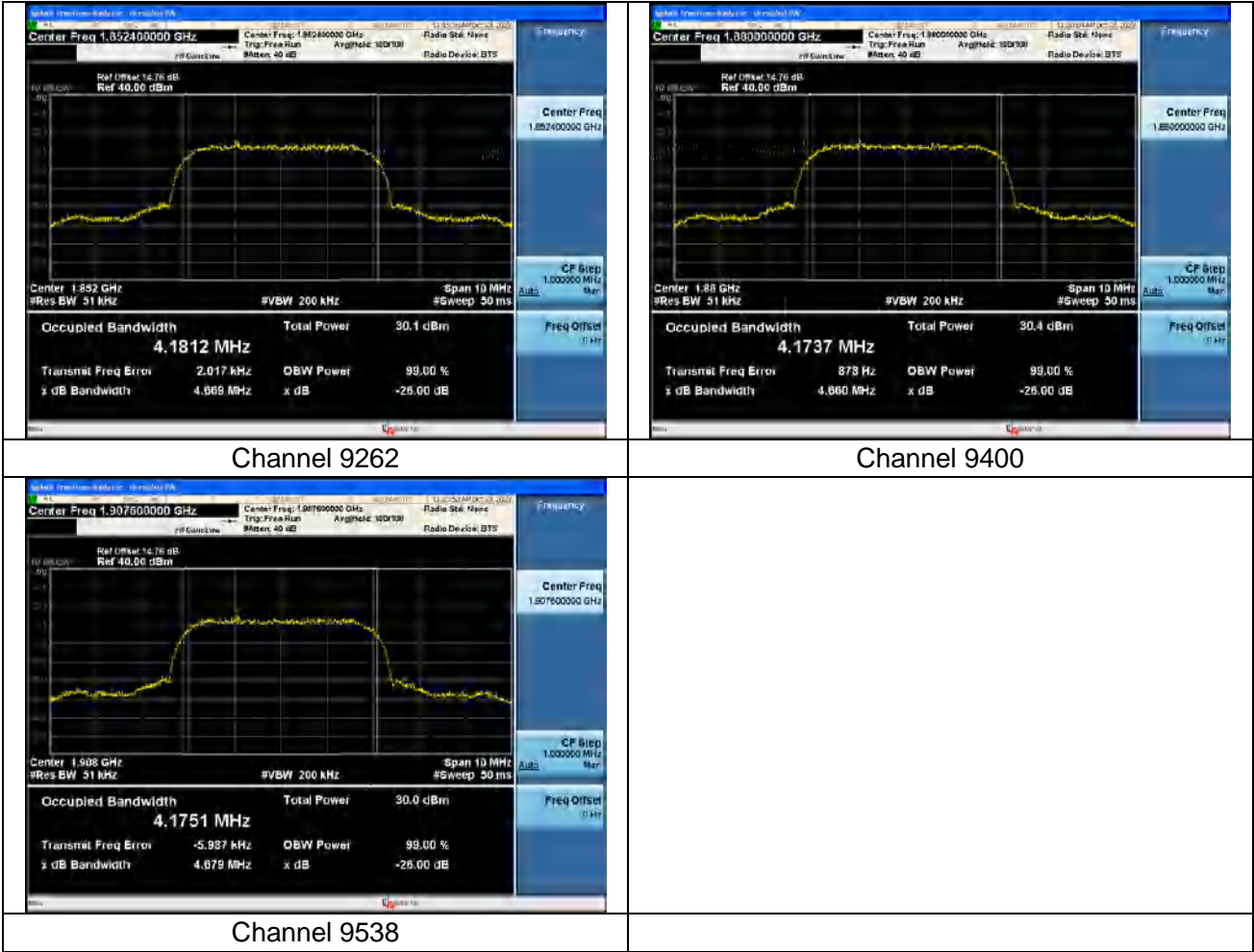


Channel 9400

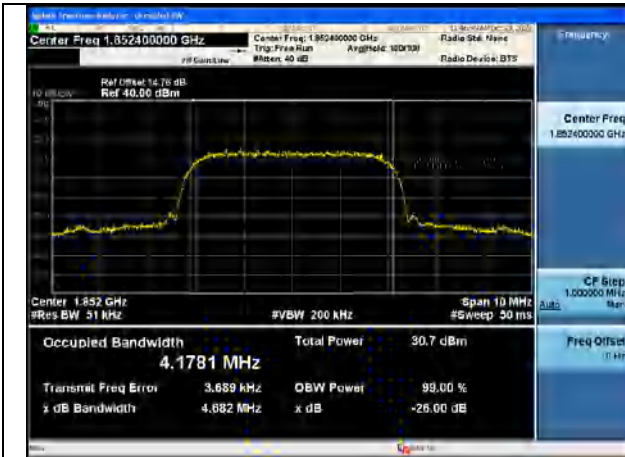


Channel 9538

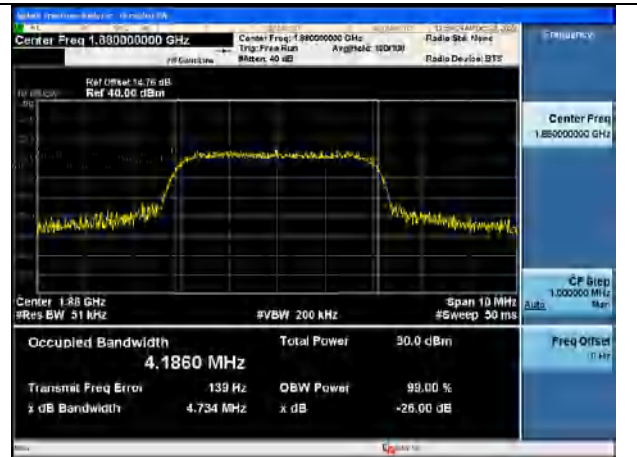
Test Mode: HSUPA



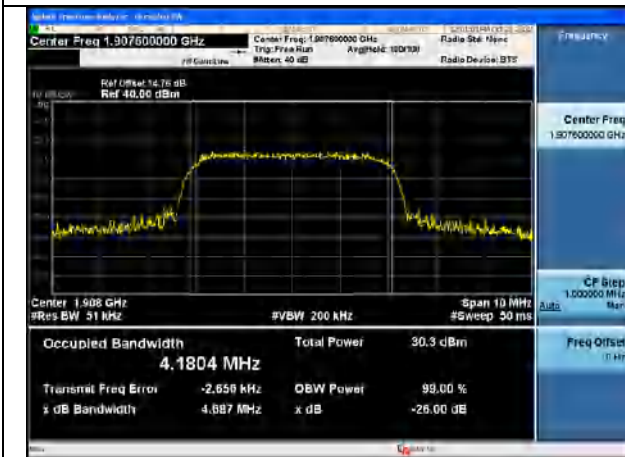
Test Mode: HSPA+



Channel 9262



Channel 9400



Channel 9538

3. Emission Bandwidth

WCDMA band II

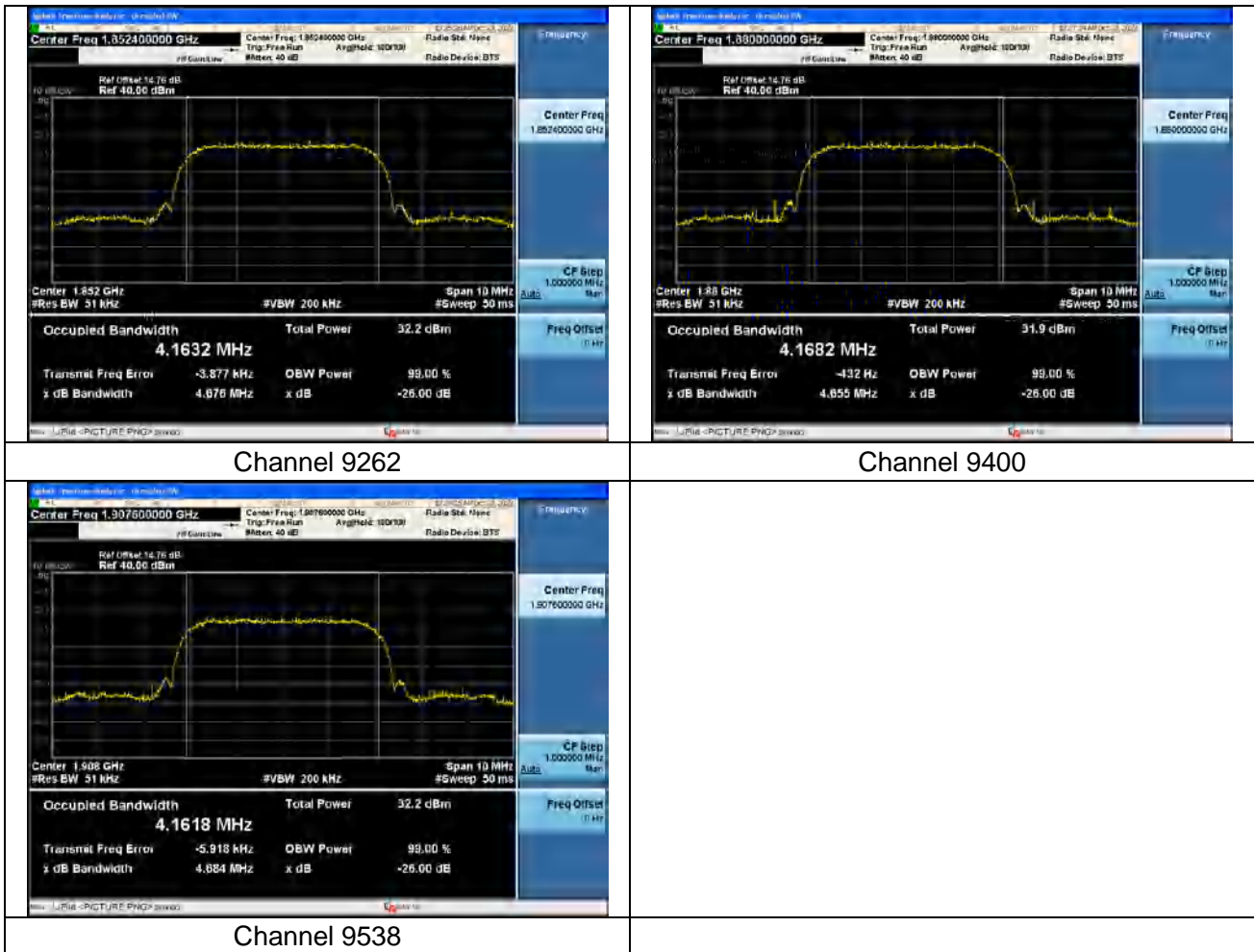
Mode	Carrier frequency (MHz)	Channel No.	Bandwidth of -26dBc Power (MHz)
Release 99	1852.4	9262	4.68
Release 99	1880	9400	4.66
Release 99	1907.6	9538	4.68

Mode	Carrier frequency (MHz)	Channel No.	Bandwidth of -26dBc Power (MHz)
HSDPA	1852.4	9262	4.67
HSDPA	1880	9400	4.68
HSDPA	1907.6	9538	4.67

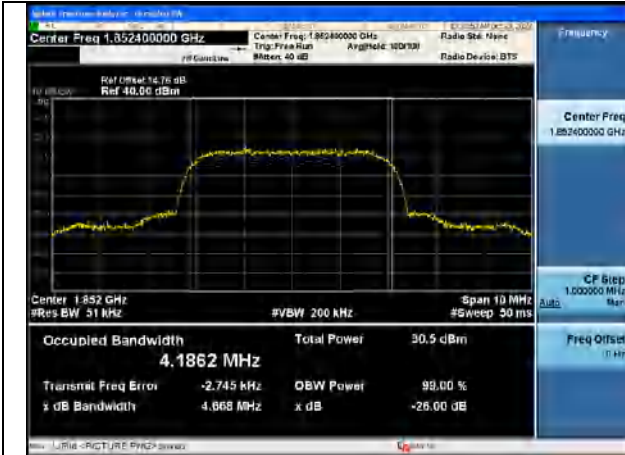
Mode	Carrier frequency (MHz)	Channel No.	Bandwidth of -26dBc Power (MHz)
HSUPA	1852.4	9262	4.67
HSUPA	1880	9400	4.66
HSUPA	1907.6	9538	4.68

Mode	Carrier frequency (MHz)	Channel No.	Bandwidth of -26dBc Power (MHz)
HSPA+	1852.4	9262	4.68
HSPA+	1880	9400	4.73
HSPA+	1907.6	9538	4.69

WCDMA band II
Test Mode: Release 99



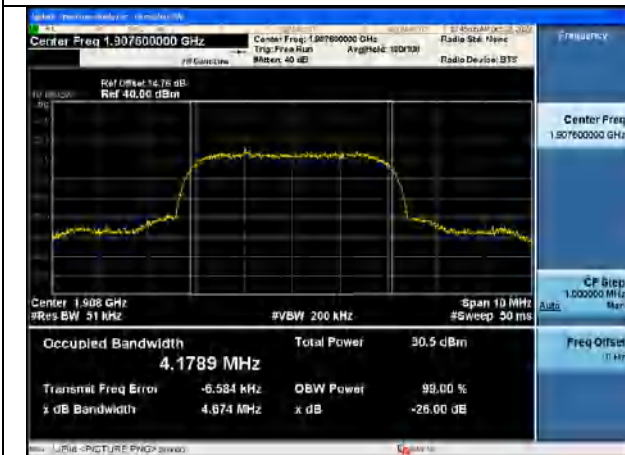
Test Mode: HSDPA



Channel 9262

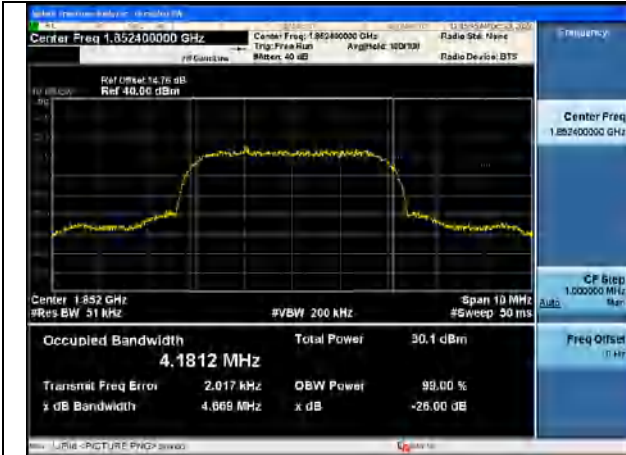


Channel 9400

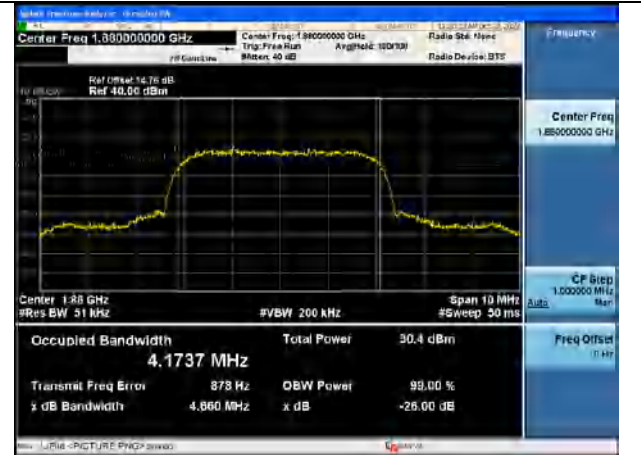


Channel 9538

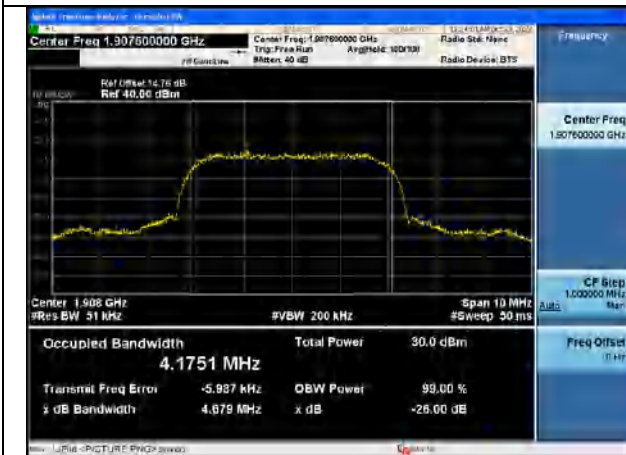
Test Mode: HSUPA



Channel 9262

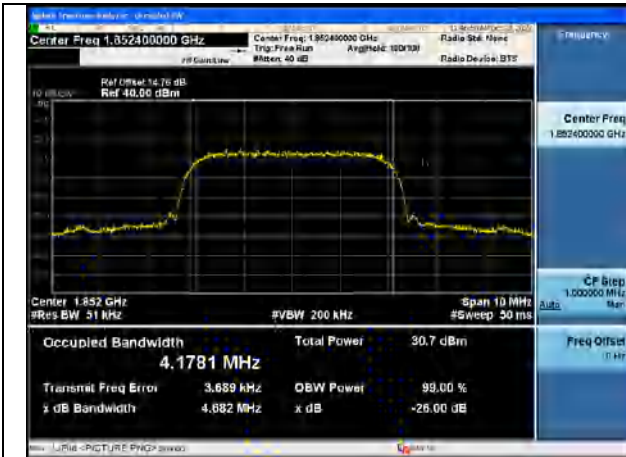


Channel 9400

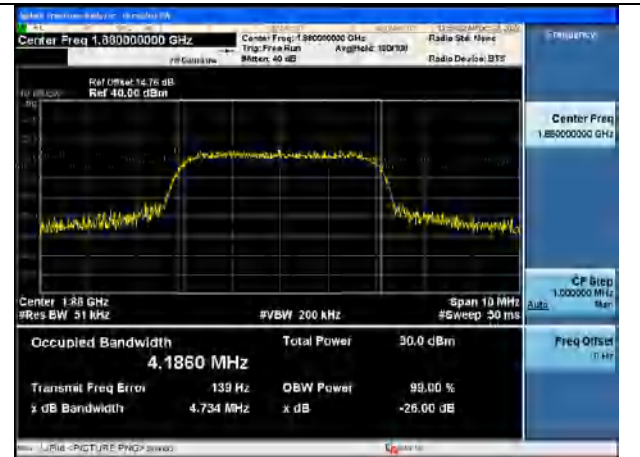


Channel 9538

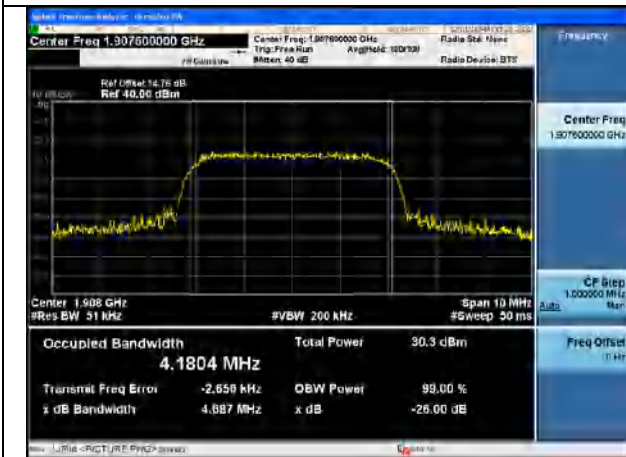
Test Mode: HSPA+



Channel 9262



Channel 9400

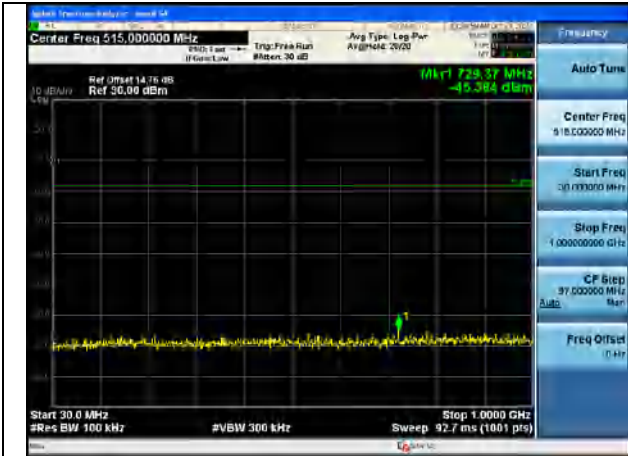


Channel 9538

4. Spurious Emissions at antenna terminal

WCDMA band II

Test Mode: Release 99



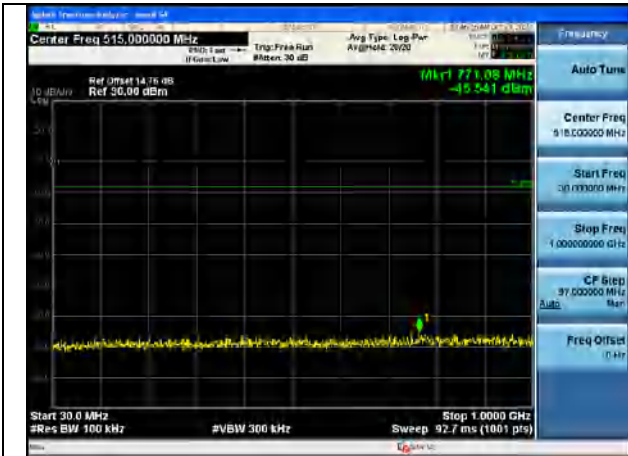
Channel 9262 30MHz~1GHz



Channel 9262 1GHz~20GHz

Note: The signal beyond the limit is the signal transmitted by EUT.

Test Mode: HSDPA



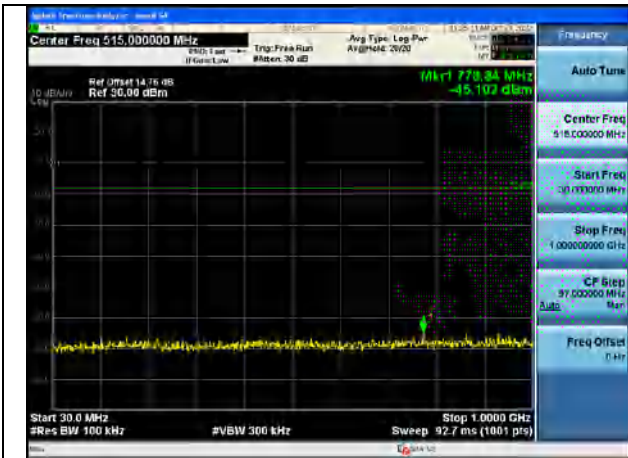
Channel 9262 30MHz~1GHz



Channel 9262 1GHz~20GHz

Note: The signal beyond the limit is the signal transmitted by EUT.

Test Mode: HSUPA



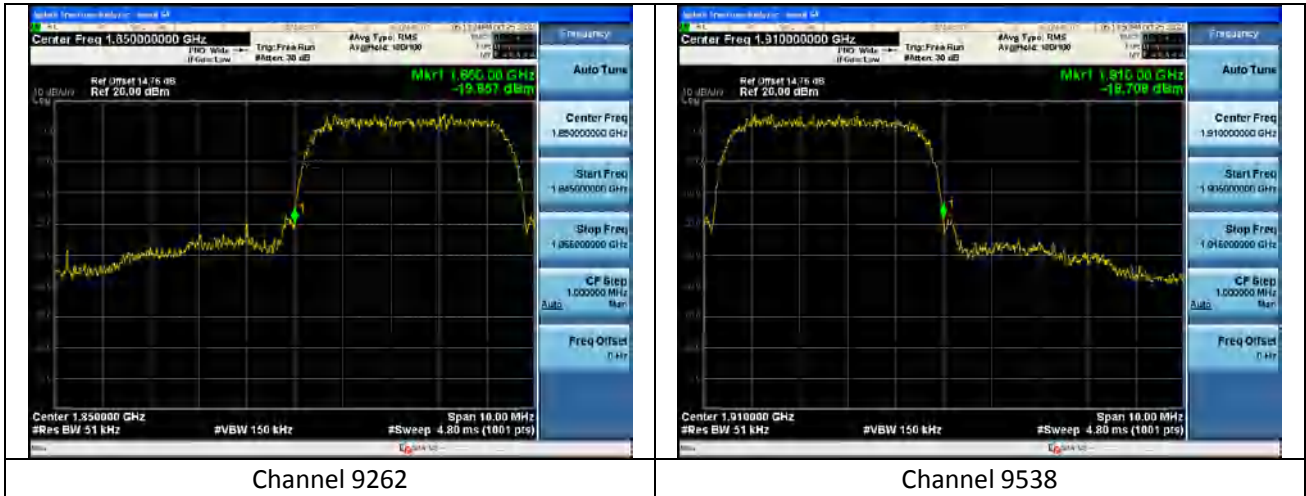
Channel 9262 30MHz~1GHz



Channel 9262 1GHz~20GHz

Note: The signal beyond the limit is the signal transmitted by EUT.

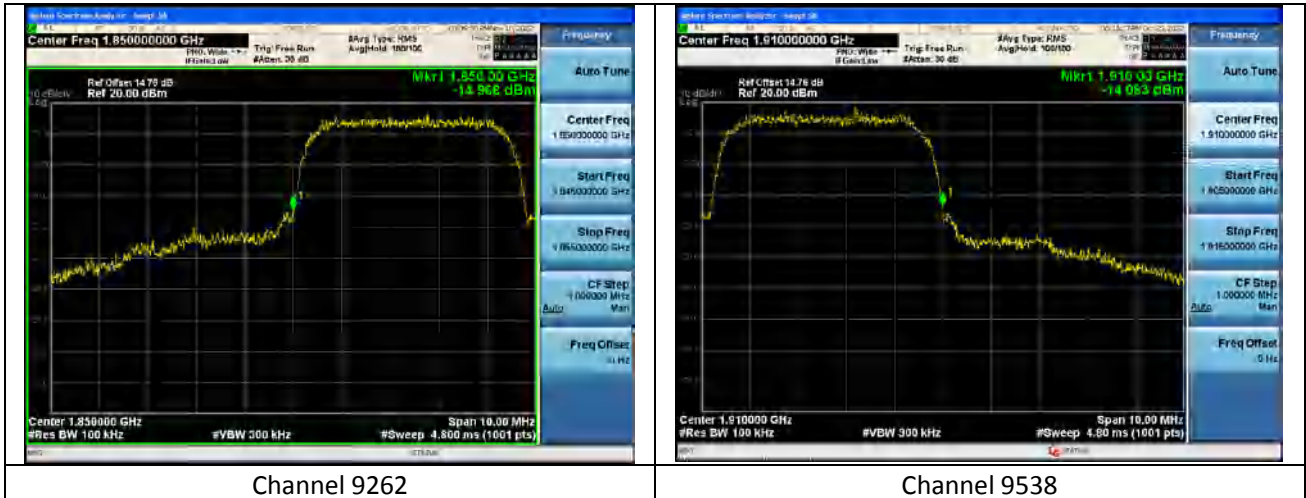
5. Band Edges Compliance
WCDMA band II
Test Mode: Release 99



Test Mode: HSDPA



Test Mode: HSUPA



Test Mode: HSPA+



Channel 9262



Channel 9538

6. Frequency Stability

WCDMA band II

Test Mode: Release 99

Name	Temperature(°C)	Test Result (ppm)@NV		
		Channel 9262	Channel 9400	Channel 9538
Release 99	-30	0.001	0.001	0.002
Release 99	-20	0.001	0.001	0.001
Release 99	-10	0.001	0.002	0.002
Release 99	-0	0.002	0.003	0.001
Release 99	+10	0.003	0.001	0.002
Release 99	+20	0.001	0.001	0.001
Release 99	+30	0.001	0.002	0.002
Release 99	+40	0.001	0.001	0.001
Release 99	+50	0.002	0.001	0.003
Name	Voltage	Test Result (ppm)@NT		
		Channel 9262	Channel 9400	Channel 9538
Release 99	LV	0.001	0.001	0.002
Release 99	HV	0.002	0.001	0.002

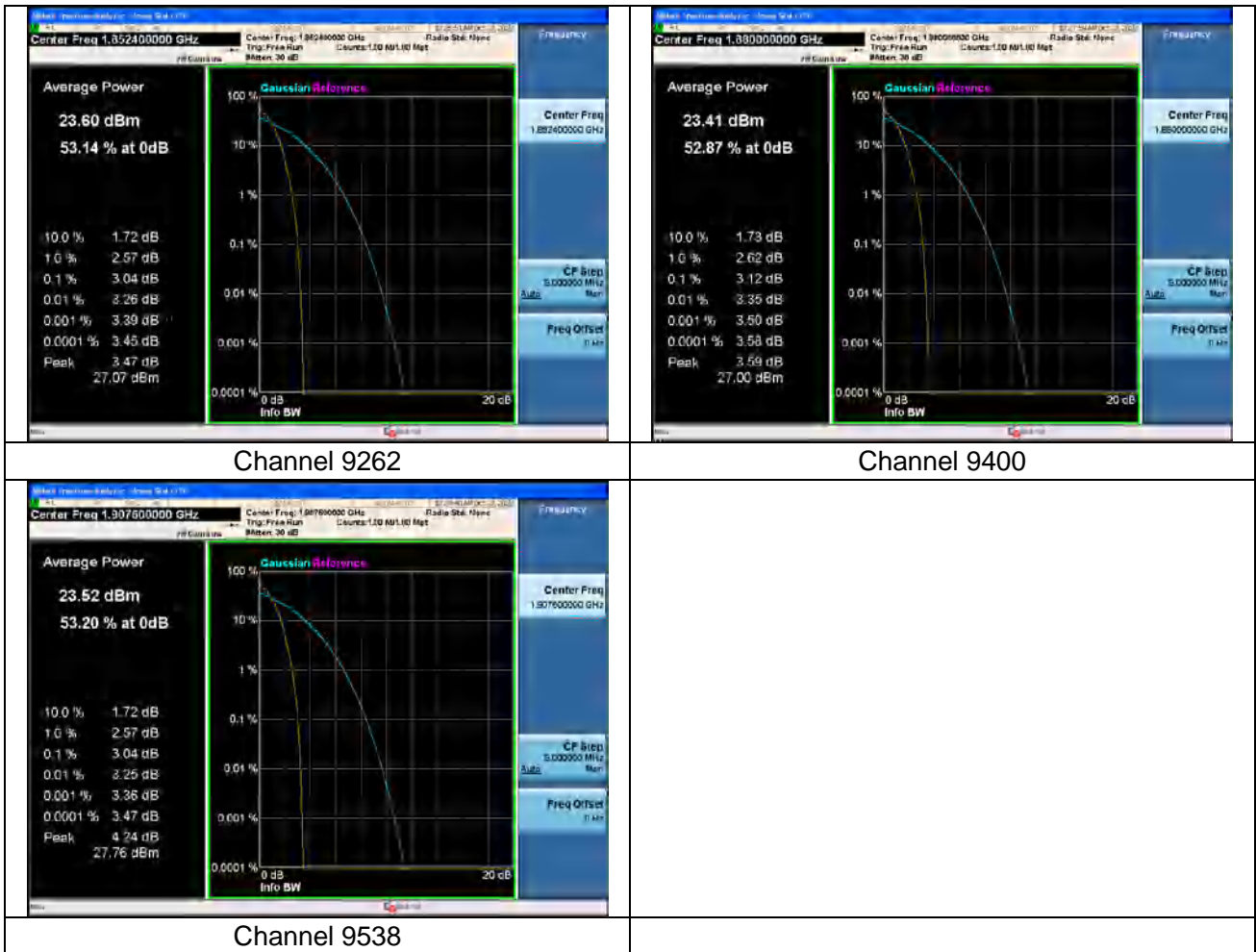
Test Mode: HSDPA

Name	Temperature(°C)	Test Result (ppm)@NV		
		Channel 9262	Channel 9400	Channel 9538
Subtest1	-30	0.001	0.002	0.001
Subtest1	-20	0.002	0.001	0.002
Subtest1	-10	0.001	0.002	0.001
Subtest1	-0	0.001	0.002	0.001
Subtest1	+10	0.002	0.001	0.004
Subtest1	+20	0.003	0.001	0.001
Subtest1	+30	0.001	0.001	0.002
Subtest1	+40	0.002	0.003	0.002
Subtest1	+50	0.001	0.001	0.002
Name	Voltage	Test Result (ppm)@NT		
		Channel 9262	Channel 9400	Channel 9538
Subtest1	LV	0.002	0.001	0.002
Subtest1	HV	0.001	0.001	0.001

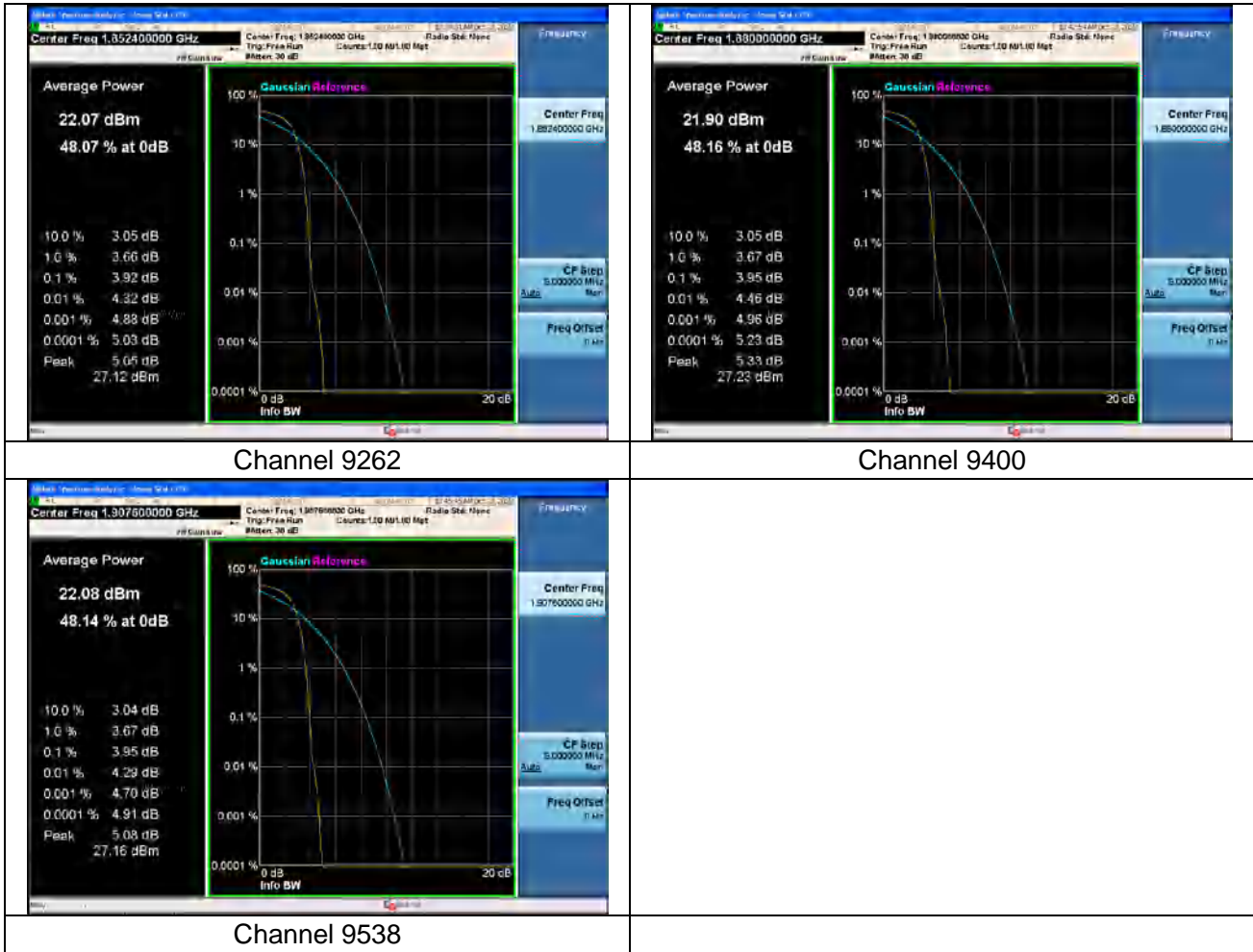
Test Mode: HSUPA

Name	Temperature(°C)	Test Result (ppm)@NV		
		Channel 9262	Channel 9400	Channel 9538
Subtest1	-30	0.001	0.003	0.001
Subtest1	-20	0.002	0.002	0.002
Subtest1	-10	0.001	0.001	0.002
Subtest1	-0	0.003	0.001	0.001
Subtest1	+10	0.001	0.002	0.004
Subtest1	+20	0.001	0.001	0.003
Subtest1	+30	0.002	0.003	0.002
Subtest1	+40	0.002	0.001	0.001
Subtest1	+50	0.001	0.001	0.001
Name	Voltage	Test Result (ppm)@NT		
		Channel 9262	Channel 9400	Channel 9538
Subtest1	LV	0.001	0.002	0.001
Subtest1	HV	0.001	0.001	0.002

7. Peak-Average Ratio
WCDMA band II
Test Mode: Release 99



Test Mode: HSDPA



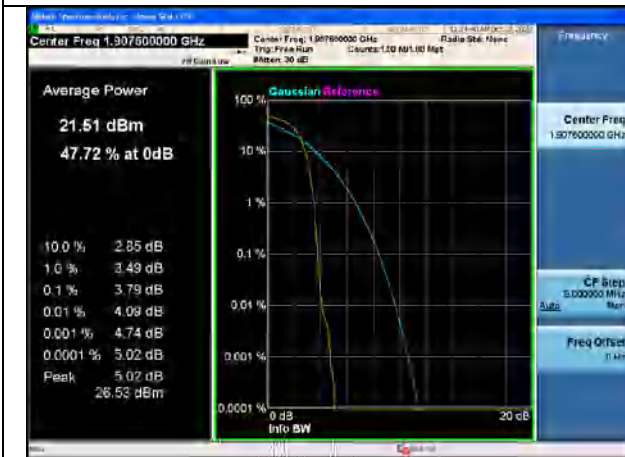
Test Mode: HSUPA



Channel 9262



Channel 9400



Channel 9538

8. Effective Radiated Power and Effective Isotropic Radiated Power

WCDMA band II

Mode		Carrier frequency (MHz)	Channel No.	Conducted Power (dBm)	ERP/EIRP (dBm)	ERP/EIRP (W)
Release 99	RMC,12.2kbps	1852.4	9262	23.85	22.53	0.179
Release 99	RMC,12.2kbps	1880	9400	23.78	22.46	0.176
Release 99	RMC,12.2kbps	1907.6	9538	23.74	22.42	0.175

Mode		Carrier frequency (MHz)	Channel No.	Conducted Power (dBm)	ERP/EIRP (dBm)	ERP/EIRP (W)
HSDPA	Subtest1	1852.4	9262	22.67	21.35	0.136
HSDPA	Subtest1	1880	9400	22.86	21.54	0.143
HSDPA	Subtest1	1907.6	9538	22.84	21.52	0.142
HSDPA	Subtest2	1852.4	9262	22.90	21.58	0.144
HSDPA	Subtest2	1880	9400	22.84	21.52	0.142
HSDPA	Subtest2	1907.6	9538	22.89	21.57	0.144
HSDPA	Subtest3	1852.4	9262	22.27	20.95	0.124
HSDPA	Subtest3	1880	9400	22.31	20.99	0.126
HSDPA	Subtest3	1907.6	9538	22.21	20.89	0.123
HSDPA	Subtest4	1852.4	9262	22.18	20.86	0.122
HSDPA	Subtest4	1880	9400	22.28	20.96	0.125
HSDPA	Subtest4	1907.6	9538	22.36	21.04	0.127

Mode		Carrier frequency (MHz)	Channel No.	Conducted Power (dBm)	ERP/EIRP (dBm)	ERP/EIRP (W)
HSUPA	Subtest1	1852.4	9262	20.61	19.29	0.085
HSUPA	Subtest1	1880	9400	20.80	19.48	0.089
HSUPA	Subtest1	1907.6	9538	20.57	19.25	0.084
HSUPA	Subtest2	1852.4	9262	20.77	19.45	0.088
HSUPA	Subtest2	1880	9400	20.80	19.48	0.089
HSUPA	Subtest2	1907.6	9538	20.74	19.42	0.087
HSUPA	Subtest3	1852.4	9262	21.68	20.36	0.109
HSUPA	Subtest3	1880	9400	21.70	20.38	0.109
HSUPA	Subtest3	1907.6	9538	21.70	20.38	0.109
HSUPA	Subtest4	1852.4	9262	20.05	18.73	0.075
HSUPA	Subtest4	1880	9400	20.30	18.98	0.079
HSUPA	Subtest4	1907.6	9538	20.00	18.68	0.074
HSUPA	Subtest5	1852.4	9262	21.74	20.42	0.110
HSUPA	Subtest5	1880	9400	21.83	20.51	0.112
HSUPA	Subtest5	1907.6	9538	21.71	20.39	0.109

Mode		Carrier frequency (MHz)	Channel No.	Conducted Power (dBm)	ERP/EIRP (dBm)	ERP/EIRP (W)
HSPA+	16QAM	1852.4	9262	22.71	21.39	0.138
HSPA+	16QAM	1880	9400	22.80	21.48	0.141
HSPA+	16QAM	1907.6	9538	22.58	21.26	0.134

Mode		Carrier frequency (MHz)	Channel No.	Conducted Power (dBm)	ERP/EIRP (dBm)	ERP/EIRP (W)
DC-HSDPA	Subtest1	1852.4	9262	22.21	20.89	0.123
DC-HSDPA	Subtest1	1880	9400	22.50	21.18	0.131
DC-HSDPA	Subtest1	1907.6	9538	22.40	21.08	0.128
DC-HSDPA	Subtest2	1852.4	9262	22.47	21.15	0.130
DC-HSDPA	Subtest2	1880	9400	22.47	21.15	0.130
DC-HSDPA	Subtest2	1907.6	9538	22.35	21.03	0.127
DC-HSDPA	Subtest3	1852.4	9262	22.05	20.73	0.118
DC-HSDPA	Subtest3	1880	9400	22.01	20.69	0.117
DC-HSDPA	Subtest3	1907.6	9538	21.75	20.43	0.110
DC-HSDPA	Subtest4	1852.4	9262	22.00	20.68	0.117
DC-HSDPA	Subtest4	1880	9400	21.95	20.63	0.116
DC-HSDPA	Subtest4	1907.6	9538	21.73	20.41	0.110

1. RF Power Output
WCDMA band IV

Mode		Carrier frequency (MHz)	Channel No.	RF Power Output (dBm)
Release 99	RMC,12.2kbps	1712.4	1312	23.60
Release 99	RMC,12.2kbps	1732.6	1412	23.60
Release 99	RMC,12.2kbps	1752.6	1513	23.57

Mode		Carrier frequency (MHz)	Channel No.	RF Power Output (dBm)
HSDPA	Subtest1	1712.4	1312	22.30
HSDPA	Subtest1	1732.6	1412	22.28
HSDPA	Subtest1	1752.6	1513	22.16
HSDPA	Subtest2	1712.4	1312	22.33
HSDPA	Subtest2	1732.6	1412	22.24
HSDPA	Subtest2	1752.6	1513	22.05
HSDPA	Subtest3	1712.4	1312	21.54
HSDPA	Subtest3	1732.6	1412	21.73
HSDPA	Subtest3	1752.6	1513	21.56
HSDPA	Subtest4	1712.4	1312	21.79
HSDPA	Subtest4	1732.6	1412	21.71
HSDPA	Subtest4	1752.6	1513	21.79

Mode		Carrier frequency (MHz)	Channel No.	RF Power Output (dBm)
HSUPA	Subtest1	1712.4	1312	21.22
HSUPA	Subtest1	1732.6	1412	21.14
HSUPA	Subtest1	1752.6	1513	21.18
HSUPA	Subtest2	1712.4	1312	20.69
HSUPA	Subtest2	1732.6	1412	20.80
HSUPA	Subtest2	1752.6	1513	20.57
HSUPA	Subtest3	1712.4	1312	21.56
HSUPA	Subtest3	1732.6	1412	21.70
HSUPA	Subtest3	1752.6	1513	21.42
HSUPA	Subtest4	1712.4	1312	20.06
HSUPA	Subtest4	1732.6	1412	20.30
HSUPA	Subtest4	1752.6	1513	20.15
HSUPA	Subtest5	1712.4	1312	21.63
HSUPA	Subtest5	1732.6	1412	21.71
HSUPA	Subtest5	1752.6	1513	21.76

Mode		Carrier frequency (MHz)	Channel No.	RF Power Output (dBm)
HSPA+	16QAM	1712.4	1312	22.07
HSPA+	16QAM	1732.6	1412	22.20
HSPA+	16QAM	1752.6	1513	22.27

Mode		Carrier frequency (MHz)	Channel No.	RF Power Output (dBm)
DC-HSDPA	Subtest1	1712.4	1312	22.76
DC-HSDPA	Subtest1	1732.6	1412	22.75
DC-HSDPA	Subtest1	1752.6	1513	22.71
DC-HSDPA	Subtest2	1712.4	1312	22.64
DC-HSDPA	Subtest2	1732.6	1412	22.60
DC-HSDPA	Subtest2	1752.6	1513	22.37
DC-HSDPA	Subtest3	1712.4	1312	21.98
DC-HSDPA	Subtest3	1732.6	1412	22.21
DC-HSDPA	Subtest3	1752.6	1513	22.21
DC-HSDPA	Subtest4	1712.4	1312	22.04
DC-HSDPA	Subtest4	1732.6	1412	22.09
DC-HSDPA	Subtest4	1752.6	1513	22.00

2. Occupied Bandwidth

WCDMA band IV

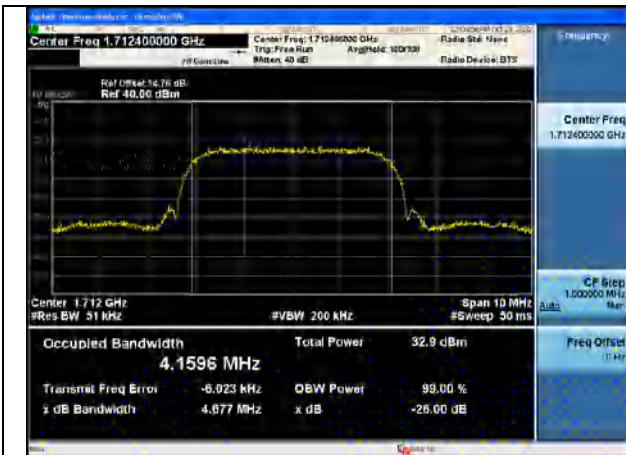
Mode	Carrier frequency (MHz)	Channel No.	Bandwidth of 99% Power (MHz)
Release 99	1712.4	1312	4.16
Release 99	1732.6	1412	4.17
Release 99	1752.6	1513	4.17

Mode	Carrier frequency (MHz)	Channel No.	Bandwidth of 99% Power (MHz)
HSDPA	1712.4	1312	4.18
HSDPA	1732.6	1412	4.18
HSDPA	1752.6	1513	4.17

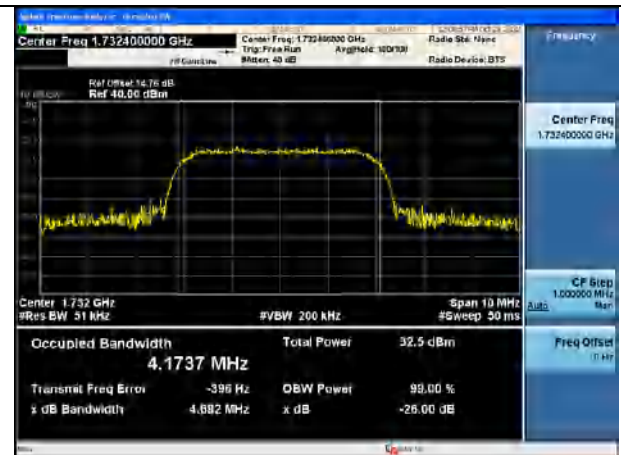
Mode	Carrier frequency (MHz)	Channel No.	Bandwidth of 99% Power (MHz)
HSUPA	1712.4	1312	4.18
HSUPA	1732.6	1412	4.18
HSUPA	1752.6	1513	4.18

Mode	Carrier frequency (MHz)	Channel No.	Bandwidth of 99% Power (MHz)
HSPA+	1712.4	1312	4.17
HSPA+	1732.6	1412	4.2
HSPA+	1752.6	1513	4.18

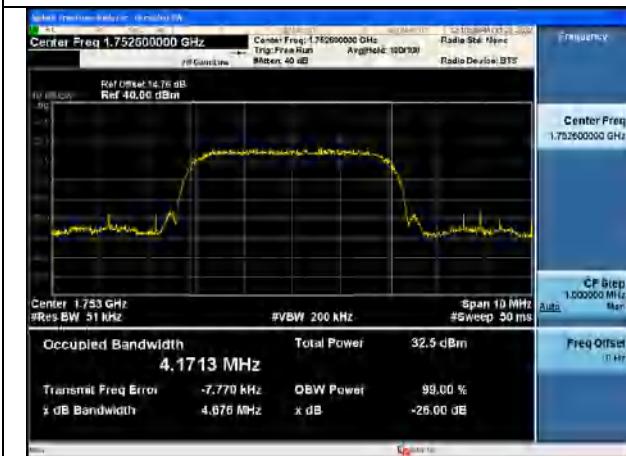
WCDMA band IV
Test Mode: Release 99



Channel 1312

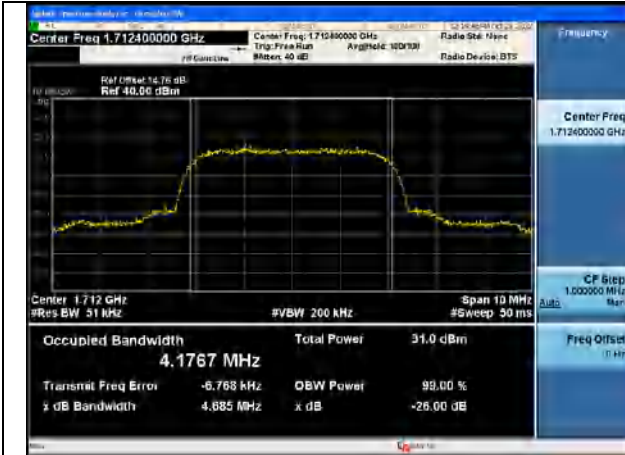


Channel 1412

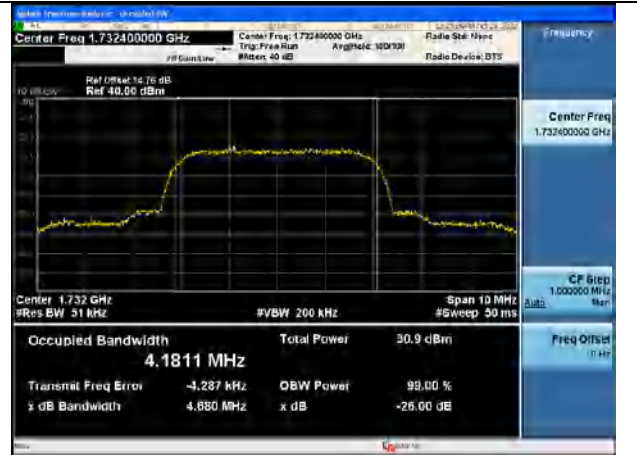


Channel 1513

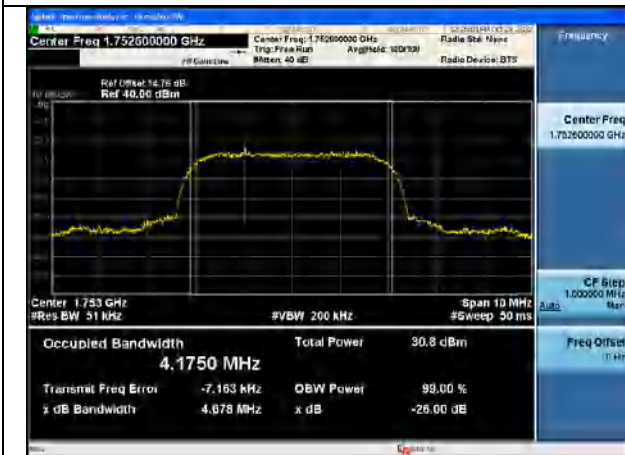
Test Mode: HSDPA



Channel 1312

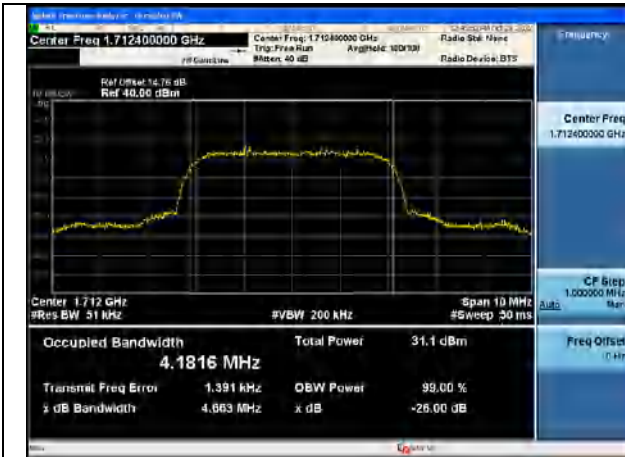


Channel 1412

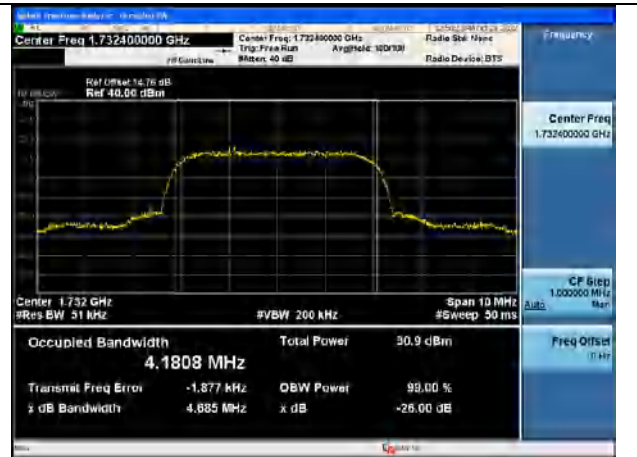


Channel 1513

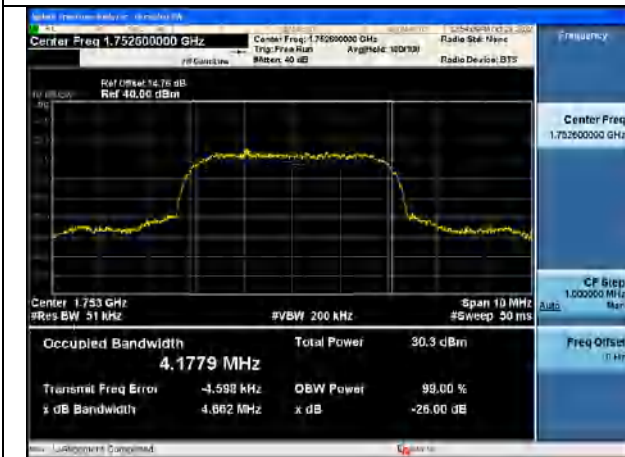
Test Mode: HSUPA



Channel 1312

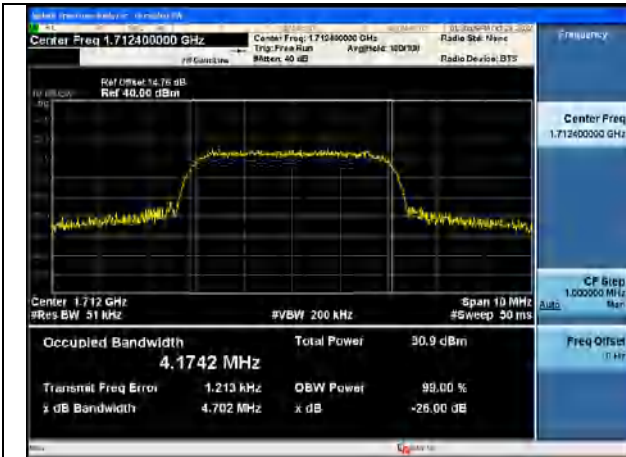


Channel 1412

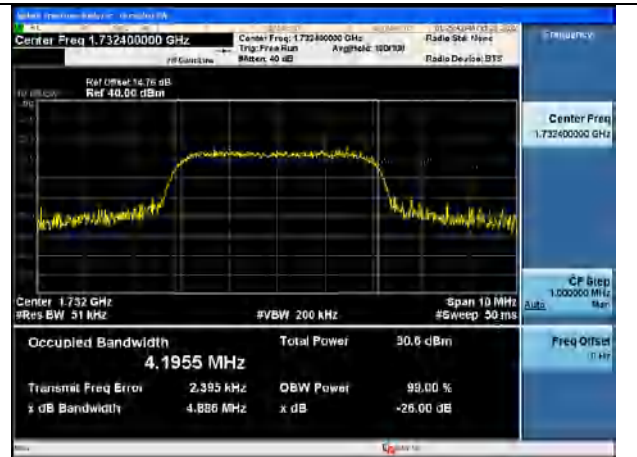


Channel 1513

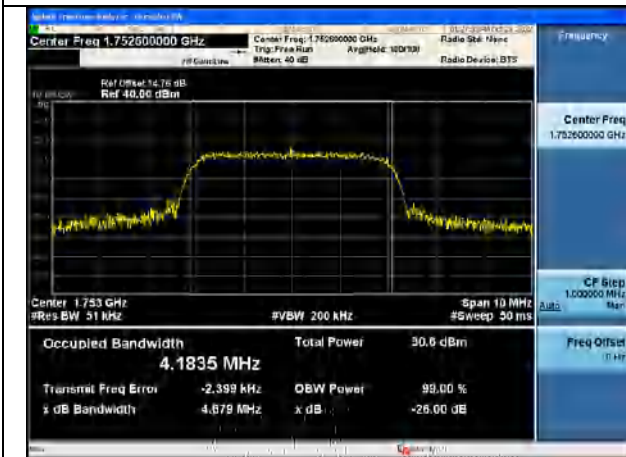
Test Mode: HSPA+



Channel 1312



Channel 1412



Channel 1513

3. Emission Bandwidth

WCDMA band IV

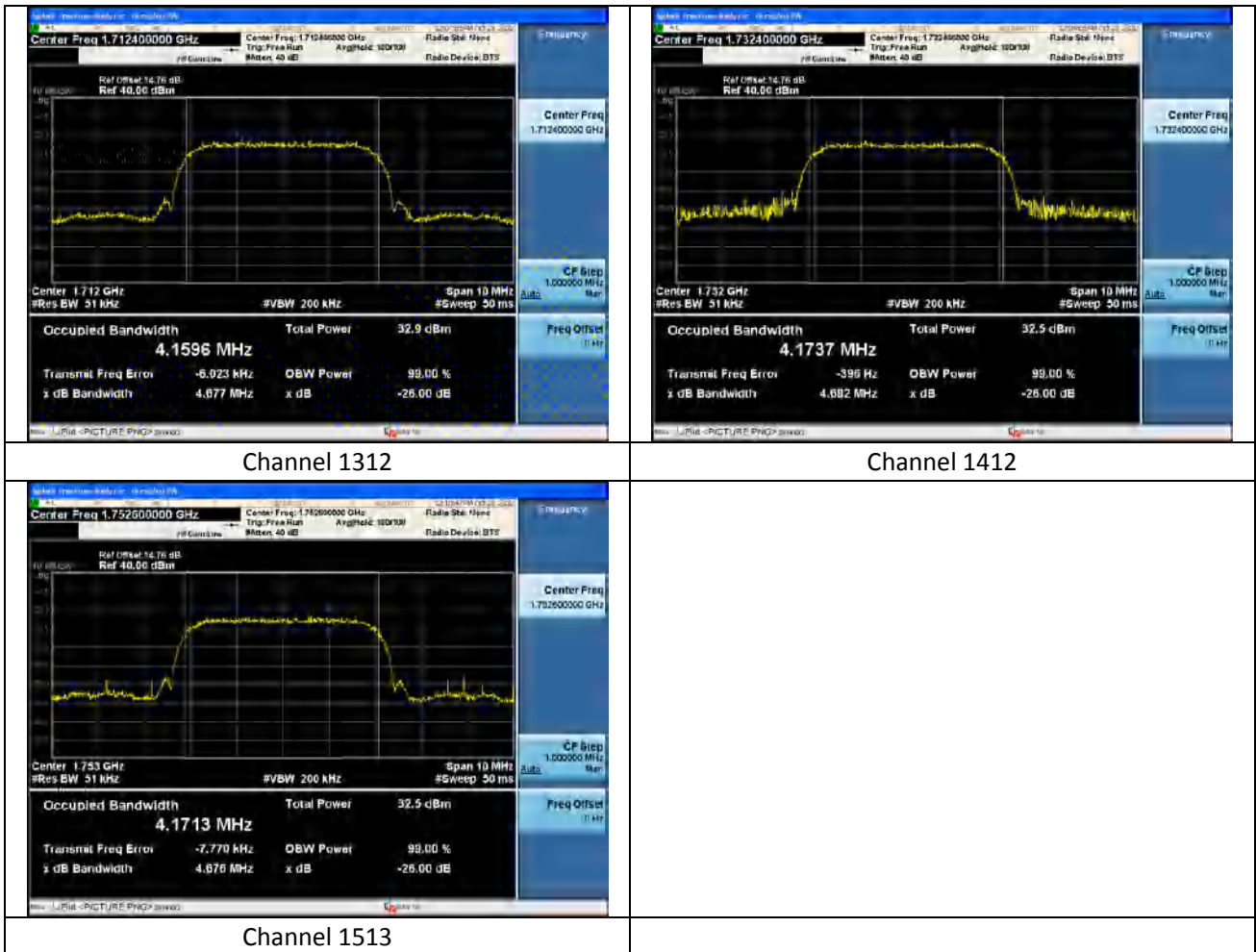
Mode	Carrier frequency (MHz)	Channel No.	Bandwidth of -26dBc Power (MHz)
Release 99	1712.4	1312	4.68
Release 99	1732.6	1412	4.68
Release 99	1752.6	1513	4.68

Mode	Carrier frequency (MHz)	Channel No.	Bandwidth of -26dBc Power (MHz)
HSDPA	1712.4	1312	4.68
HSDPA	1732.6	1412	4.68
HSDPA	1752.6	1513	4.68

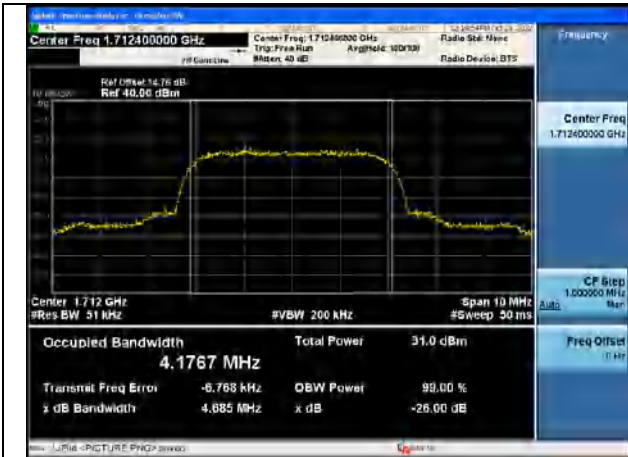
Mode	Carrier frequency (MHz)	Channel No.	Bandwidth of -26dBc Power (MHz)
HSUPA	1712.4	1312	4.66
HSUPA	1732.6	1412	4.69
HSUPA	1752.6	1513	4.66

Mode	Carrier frequency (MHz)	Channel No.	Bandwidth of -26dBc Power (MHz)
HSPA+	1712.4	1312	4.7
HSPA+	1732.6	1412	4.89
HSPA+	1752.6	1513	4.68

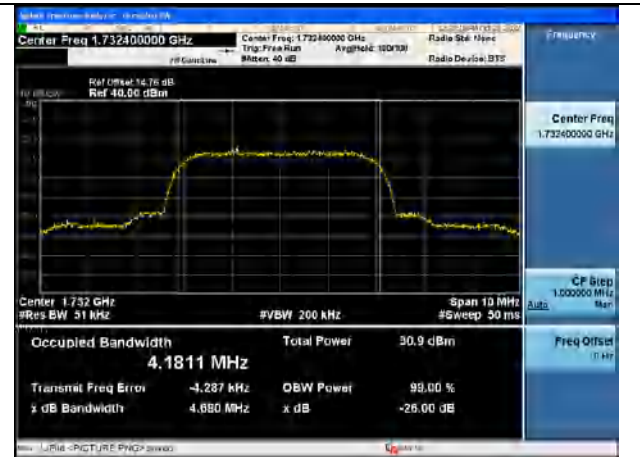
WCDMA band IV
Test Mode: Release 99



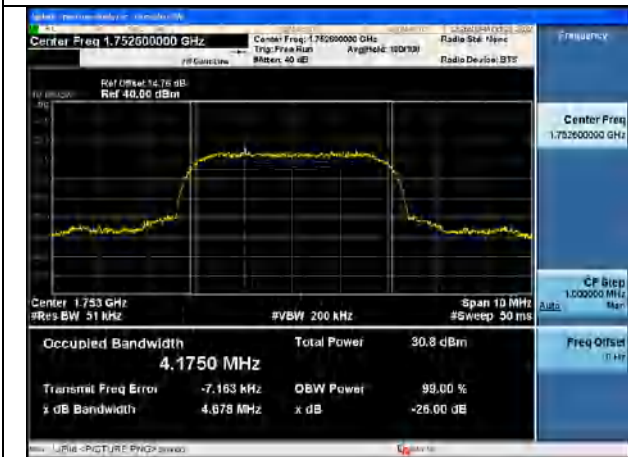
Test Mode: HSDPA



Channel 1312

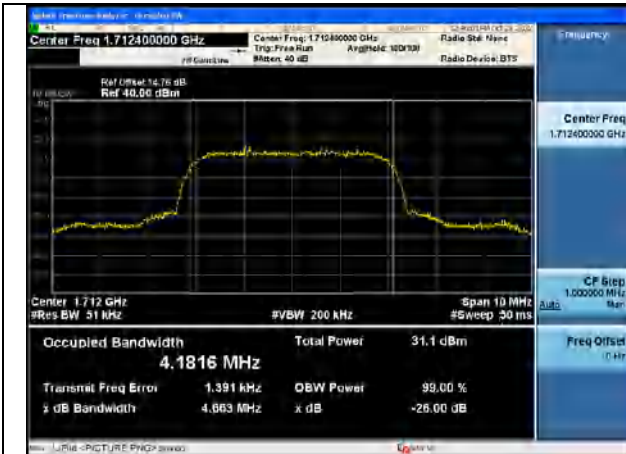


Channel 1412

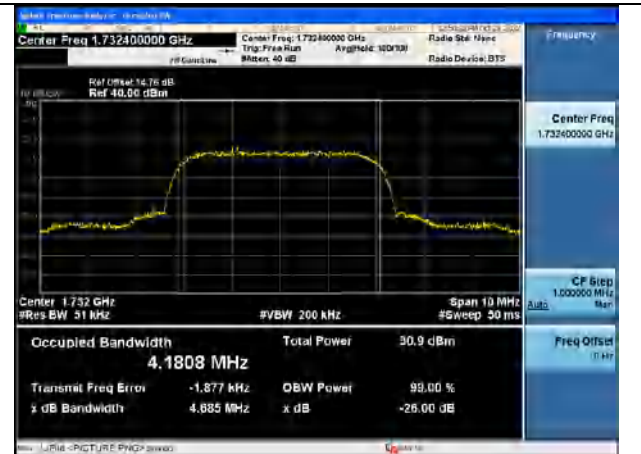


Channel 1513

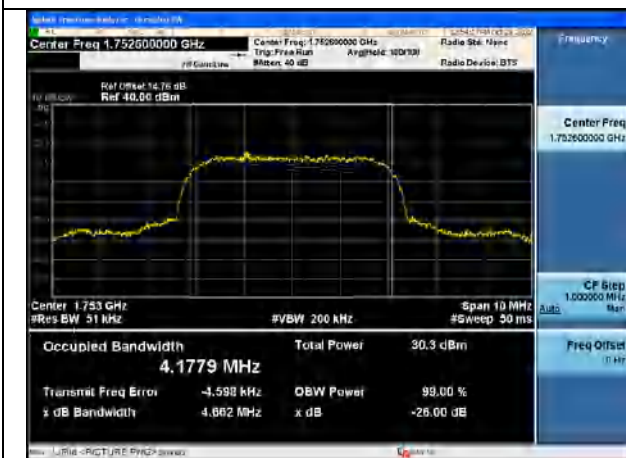
Test Mode: HSUPA



Channel 1312

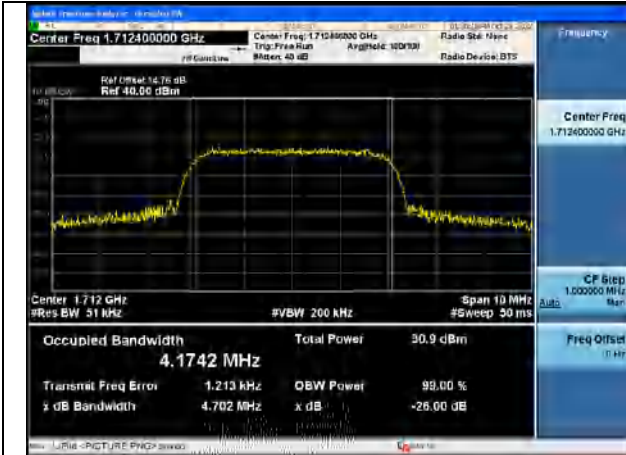


Channel 1412

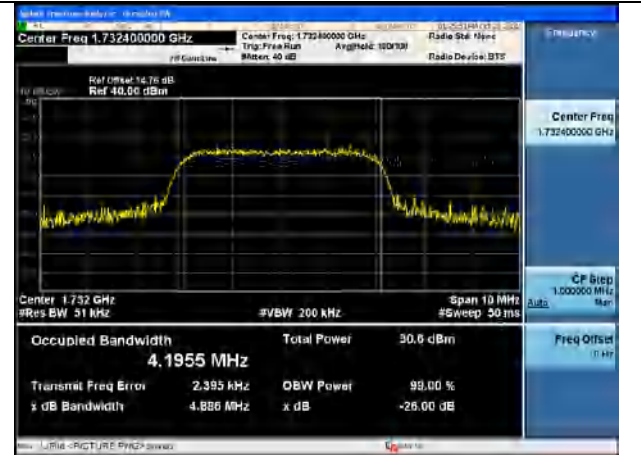


Channel 1513

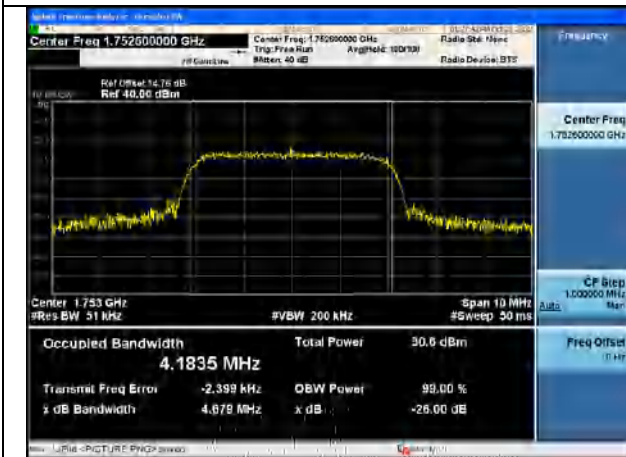
Test Mode: HSPA+



Channel 1312



Channel 1412

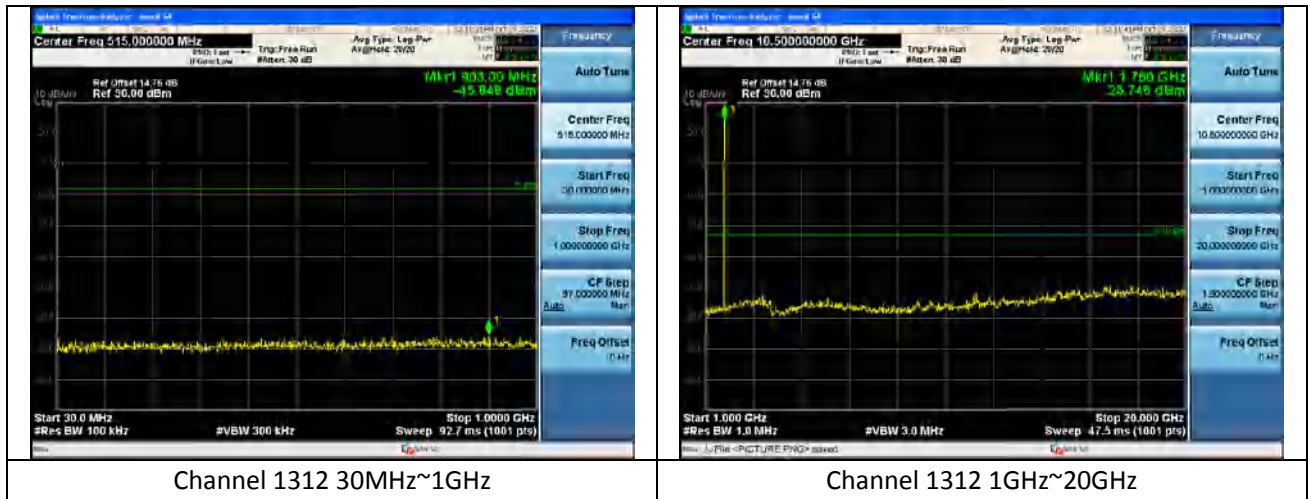


Channel 1513

4. Spurious Emissions at antenna terminal

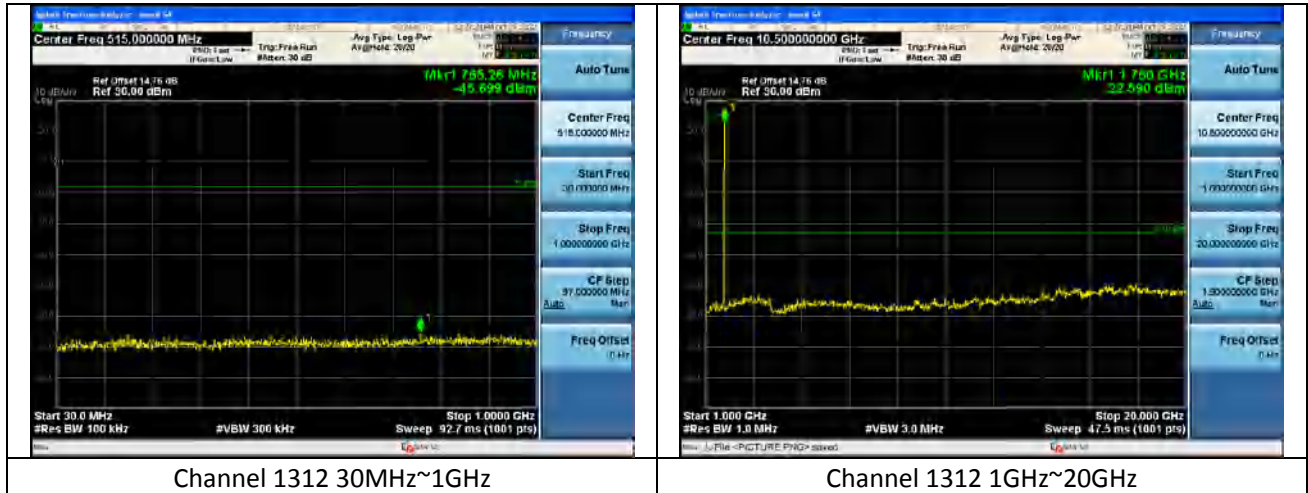
WCDMA band IV

Test Mode: Release 99



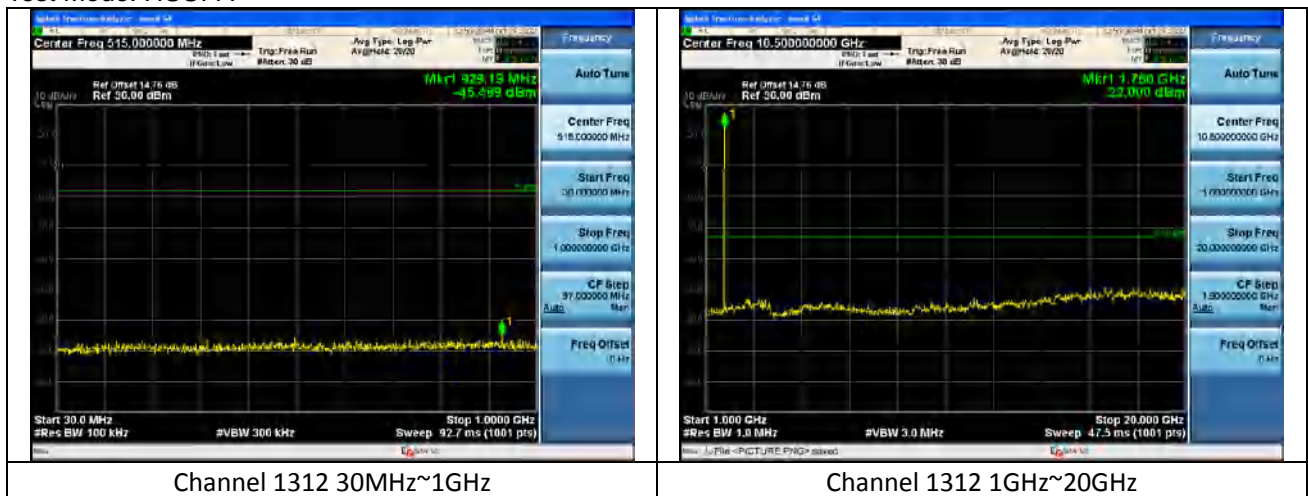
Note: The signal beyond the limit is the signal transmitted by EUT.

Test Mode: HSDPA



Note: The signal beyond the limit is the signal transmitted by EUT.

Test Mode: HSUPA



Note: The signal beyond the limit is the signal transmitted by EUT.

5. Band Edges Compliance
6. WCDMA band IV
7. Test Mode: Release 99



Channel 1312



Channel 1513

8. Test Mode: HSDPA



Channel 1312



Channel 1513

9. Test Mode: HSUPA

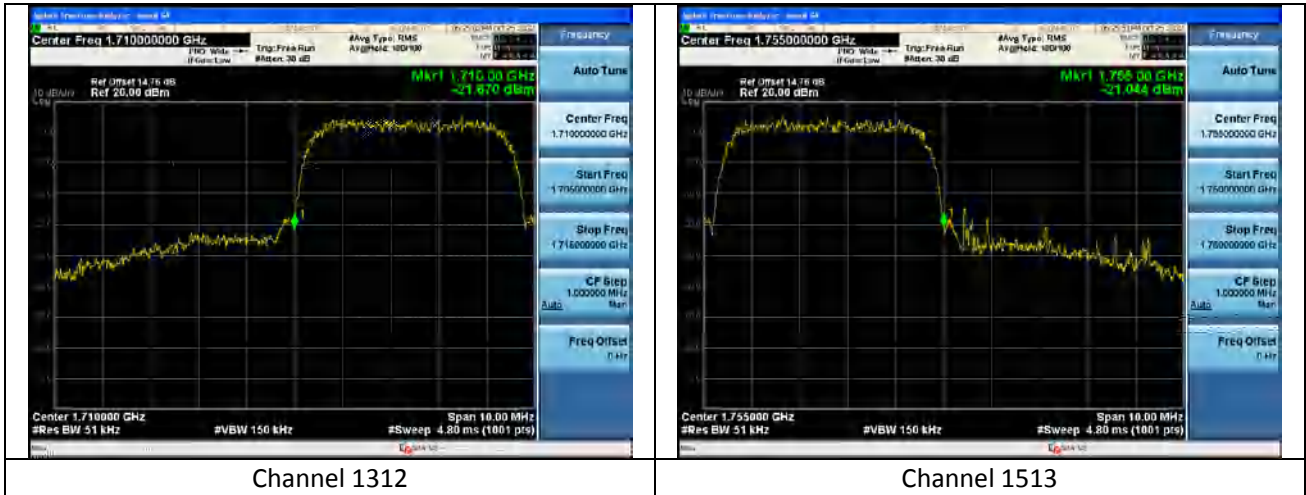


Channel 1312



Channel 1513

11. Test Mode: HSPA+



6. Frequency Stability

WCDMA band IV

Test Mode: Release 99

Name	Temperature(°C)	Test Result (ppm)@NV		
		Channel 1312	Channel 1412	Channel 1513
Release 99	-30	0.001	0.002	0.002
Release 99	-20	0.001	0.001	0.001
Release 99	-10	0.001	0.001	0.001
Release 99	-0	0.002	0.002	0.001
Release 99	+10	0.001	0.003	0.001
Release 99	+20	0.001	0.001	0.003
Release 99	+30	0.002	0.001	0.001
Release 99	+40	0.003	0.002	0.001
Release 99	+50	0.001	0.001	0.001
Name	Voltage	Test Result (ppm)@NT		
		Channel 1312	Channel 1412	Channel 1513
Release 99	LV	0.002	0.001	0.001
Release 99	HV	0.001	0.002	0.001

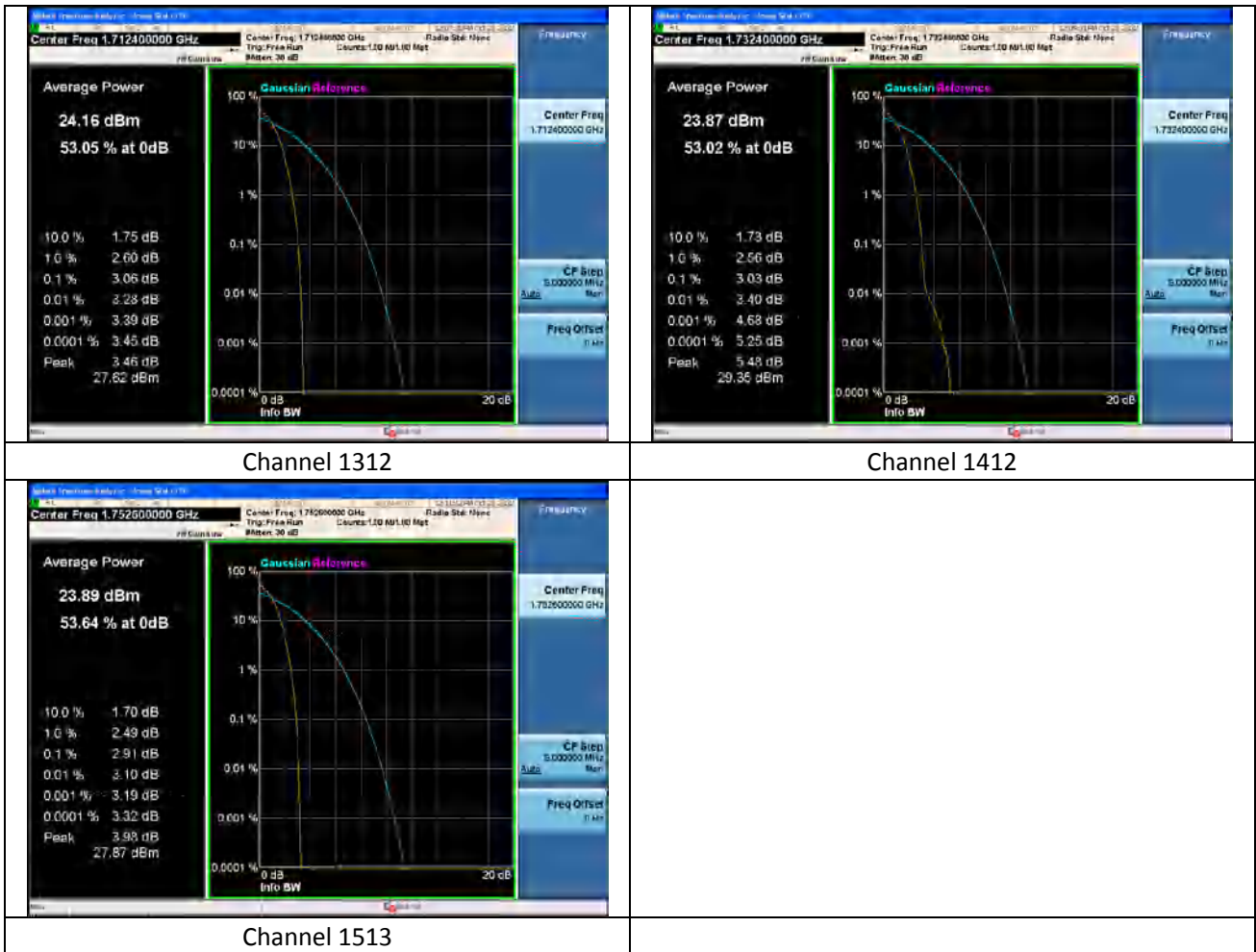
Test Mode: HSDPA

Name	Temperature(°C)	Test Result (ppm)@NV		
		Channel 1312	Channel 1412	Channel 1513
Subtest1	-30	0.002	0.002	0.001
Subtest1	-20	0.001	0.001	0.002
Subtest1	-10	0.001	0.001	0.002
Subtest1	-0	0.002	0.001	0.003
Subtest1	+10	0.001	0.001	0.004
Subtest1	+20	0.001	0.003	0.002
Subtest1	+30	0.002	0.001	0.002
Subtest1	+40	0.001	0.001	0.001
Subtest1	+50	0.001	0.001	0.001
Name	Voltage	Test Result (ppm)@NT		
		Channel 1312	Channel 1412	Channel 1513
Subtest1	LV	0.001	0.002	0.003
Subtest1	HV	0.002	0.001	0.001

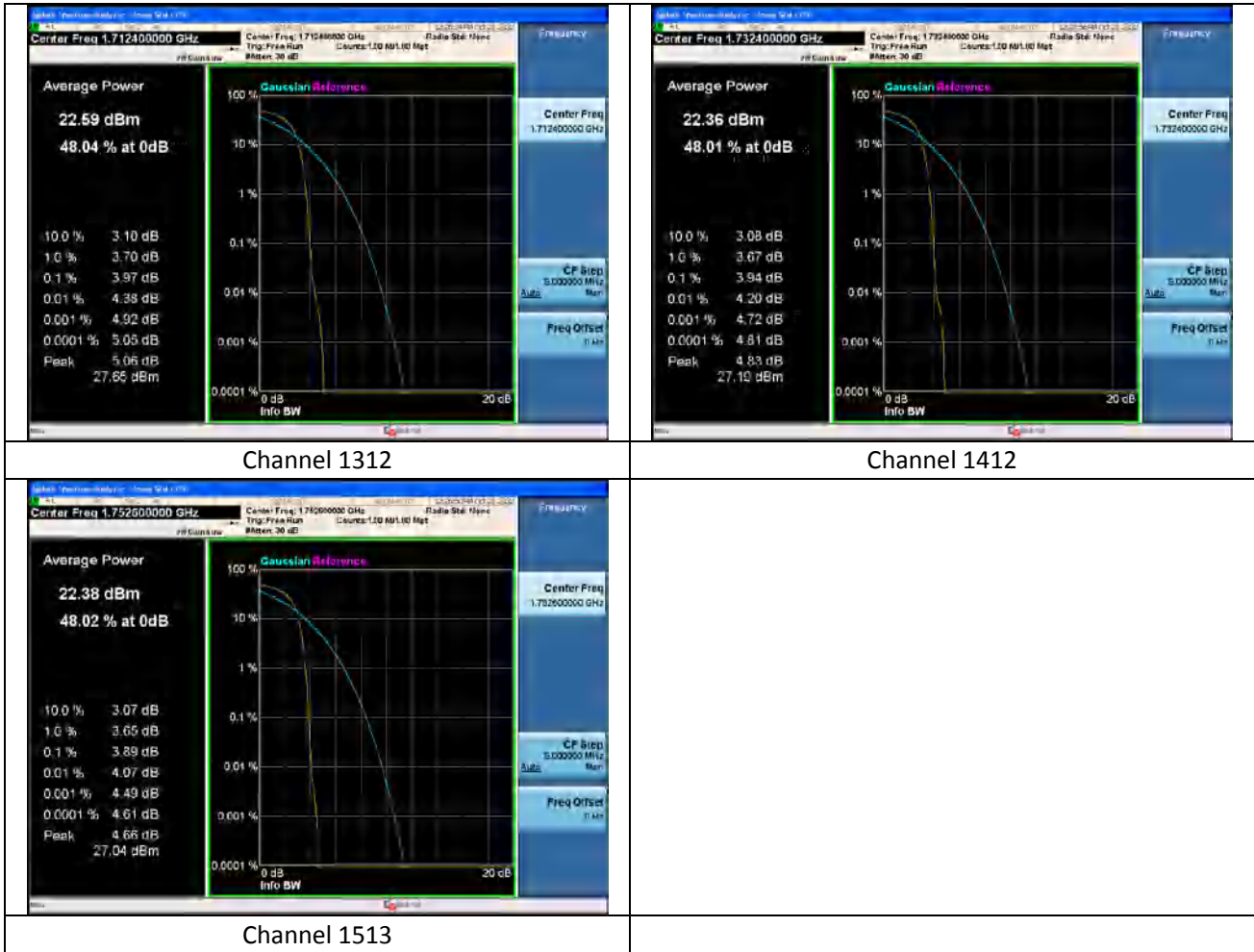
Test Mode: HSUPA

Name	Temperature(°C)	Test Result (ppm)@NV		
		Channel 1312	Channel 1412	Channel 1513
Subtest1	-30	0.002	0.001	0.001
Subtest1	-20	0.002	0.002	0.002
Subtest1	-10	0.001	0.001	0.001
Subtest1	-0	0.003	0.001	0.001
Subtest1	+10	0.001	0.001	0.002
Subtest1	+20	0.001	0.003	0.001
Subtest1	+30	0.001	0.002	0.001
Subtest1	+40	0.002	0.001	0.002
Subtest1	+50	0.001	0.001	0.003
Name	Voltage	Test Result (ppm)@NT		
		Channel 1312	Channel 1412	Channel 1513
Subtest1	LV	0.001	0.002	0.001
Subtest1	HV	0.001	0.001	0.001

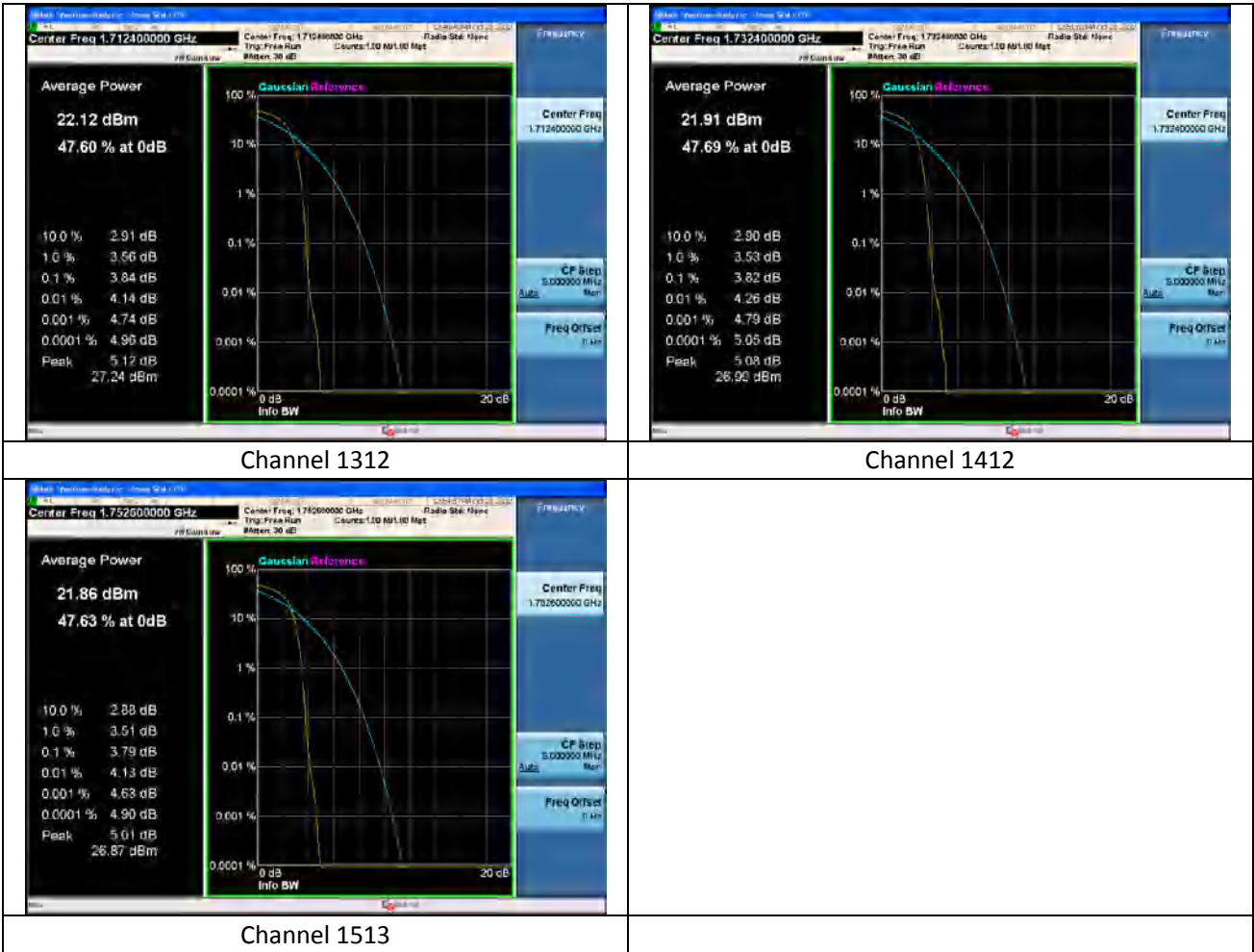
7. Peak-Average Ratio
WCDMA band IV
Test Mode: Release 99



Test Mode: HSDPA



Test Mode: HSUPA



8. Effective Radiated Power and Effective Isotropic Radiated Power

WCDMA band IV

Mode		Carrier frequency (MHz)	Channel No.	Conducted Power (dBm)	ERP/EIRP (dBm)	ERP/EIRP (W)
Release 99	RMC,12.2kbps	1712.4	1312	23.60	22.32	0.171
Release 99	RMC,12.2kbps	1732.6	1412	23.60	22.32	0.171
Release 99	RMC,12.2kbps	1752.6	1513	23.57	22.29	0.169

Mode		Carrier frequency (MHz)	Channel No.	Conducted Power (dBm)	ERP/EIRP (dBm)	ERP/EIRP (W)
HSDPA	Subtest1	1712.4	1312	22.30	21.02	0.126
HSDPA	Subtest1	1732.6	1412	22.28	21.00	0.126
HSDPA	Subtest1	1752.6	1513	22.16	20.88	0.122
HSDPA	Subtest2	1712.4	1312	22.33	21.05	0.127
HSDPA	Subtest2	1732.6	1412	22.24	20.96	0.125
HSDPA	Subtest2	1752.6	1513	22.05	20.77	0.119
HSDPA	Subtest3	1712.4	1312	21.54	20.26	0.106
HSDPA	Subtest3	1732.6	1412	21.73	20.45	0.111
HSDPA	Subtest3	1752.6	1513	21.56	20.28	0.107
HSDPA	Subtest4	1712.4	1312	21.79	20.51	0.112
HSDPA	Subtest4	1732.6	1412	21.71	20.43	0.110
HSDPA	Subtest4	1752.6	1513	21.79	20.51	0.112

Mode		Carrier frequency (MHz)	Channel No.	Conducted Power (dBm)	ERP/EIRP (dBm)	ERP/EIRP (W)
HSUPA	Subtest1	1712.4	1312	21.22	19.94	0.099
HSUPA	Subtest1	1732.6	1412	21.14	19.86	0.097
HSUPA	Subtest1	1752.6	1513	21.18	19.90	0.098
HSUPA	Subtest2	1712.4	1312	20.69	19.41	0.087
HSUPA	Subtest2	1732.6	1412	20.80	19.52	0.090
HSUPA	Subtest2	1752.6	1513	20.57	19.29	0.085
HSUPA	Subtest3	1712.4	1312	21.56	20.28	0.107
HSUPA	Subtest3	1732.6	1412	21.70	20.42	0.110
HSUPA	Subtest3	1752.6	1513	21.42	20.14	0.103
HSUPA	Subtest4	1712.4	1312	20.06	18.78	0.076
HSUPA	Subtest4	1732.6	1412	20.30	19.02	0.080
HSUPA	Subtest4	1752.6	1513	20.15	18.87	0.077
HSUPA	Subtest5	1712.4	1312	21.63	20.35	0.108
HSUPA	Subtest5	1732.6	1412	21.71	20.43	0.110
HSUPA	Subtest5	1752.6	1513	21.76	20.48	0.112

Mode		Carrier frequency (MHz)	Channel No.	Conducted Power (dBm)	ERP/EIRP (dBm)	ERP/EIRP (W)
HSPA+	16QAM	1712.4	1312	22.07	20.79	0.120
HSPA+	16QAM	1732.6	1412	22.20	20.92	0.124
HSPA+	16QAM	1752.6	1513	22.27	20.99	0.126

Mode		Carrier frequency (MHz)	Channel No.	Conducted Power (dBm)	ERP/EIRP (dBm)	ERP/EIRP (W)
DC-HSDPA	Subtest1	1712.4	1312	22.76	21.48	0.141
DC-HSDPA	Subtest1	1732.6	1412	22.75	21.47	0.140
DC-HSDPA	Subtest1	1752.6	1513	22.71	21.43	0.139
DC-HSDPA	Subtest2	1712.4	1312	22.64	21.36	0.137
DC-HSDPA	Subtest2	1732.6	1412	22.60	21.32	0.136
DC-HSDPA	Subtest2	1752.6	1513	22.37	21.09	0.129
DC-HSDPA	Subtest3	1712.4	1312	21.98	20.70	0.117
DC-HSDPA	Subtest3	1732.6	1412	22.21	20.93	0.124
DC-HSDPA	Subtest3	1752.6	1513	22.21	20.93	0.124
DC-HSDPA	Subtest4	1712.4	1312	22.04	20.76	0.119
DC-HSDPA	Subtest4	1732.6	1412	22.09	20.81	0.121
DC-HSDPA	Subtest4	1752.6	1513	22.00	20.72	0.118

1. RF Power Output
WCDMA band V

Mode		Carrier frequency (MHz)	Channel No.	RF Power Output (dBm)
Release 99	RMC,12.2kbps	826.4	4132	24.26
Release 99	RMC,12.2kbps	836.6	4183	24.50
Release 99	RMC,12.2kbps	846.6	4233	24.33

Mode		Carrier frequency (MHz)	Channel No.	RF Power Output (dBm)
HSDPA	Subtest1	826.4	4132	23.51
HSDPA	Subtest1	836.6	4183	23.66
HSDPA	Subtest1	846.6	4233	23.70
HSDPA	Subtest2	826.4	4132	23.61
HSDPA	Subtest2	836.6	4183	23.61
HSDPA	Subtest2	846.6	4233	23.39
HSDPA	Subtest3	826.4	4132	23.19
HSDPA	Subtest3	836.6	4183	23.21
HSDPA	Subtest3	846.6	4233	23.13
HSDPA	Subtest4	826.4	4132	23.21
HSDPA	Subtest4	836.6	4183	23.25
HSDPA	Subtest4	846.6	4233	23.09

Mode		Carrier frequency (MHz)	Channel No.	RF Power Output (dBm)
HSUPA	Subtest1	826.4	4132	21.96
HSUPA	Subtest1	836.6	4183	21.88
HSUPA	Subtest1	846.6	4233	21.65
HSUPA	Subtest2	826.4	4132	21.70
HSUPA	Subtest2	836.6	4183	21.94
HSUPA	Subtest2	846.6	4233	21.68
HSUPA	Subtest3	826.4	4132	22.76
HSUPA	Subtest3	836.6	4183	22.87
HSUPA	Subtest3	846.6	4233	22.69
HSUPA	Subtest4	826.4	4132	21.34
HSUPA	Subtest4	836.6	4183	21.47
HSUPA	Subtest4	846.6	4233	21.45
HSUPA	Subtest5	826.4	4132	22.62
HSUPA	Subtest5	836.6	4183	22.90
HSUPA	Subtest5	846.6	4233	22.70

Mode		Carrier frequency (MHz)	Channel No.	RF Power Output (dBm)
HSPA+	16QAM	826.4	4132	23.41
HSPA+	16QAM	836.6	4183	23.55
HSPA+	16QAM	846.6	4233	23.34

Mode		Carrier frequency (MHz)	Channel No.	RF Power Output (dBm)
DC-HSDPA	Subtest1	826.4	4132	23.17
DC-HSDPA	Subtest1	836.6	4183	23.41
DC-HSDPA	Subtest1	846.6	4233	23.18
DC-HSDPA	Subtest2	826.4	4132	23.33
DC-HSDPA	Subtest2	836.6	4183	23.32
DC-HSDPA	Subtest2	846.6	4233	23.05
DC-HSDPA	Subtest3	826.4	4132	22.87
DC-HSDPA	Subtest3	836.6	4183	23.03
DC-HSDPA	Subtest3	846.6	4233	22.75
DC-HSDPA	Subtest4	826.4	4132	22.79
DC-HSDPA	Subtest4	836.6	4183	22.83
DC-HSDPA	Subtest4	846.6	4233	22.93

2. Occupied Bandwidth

WCDMA band V

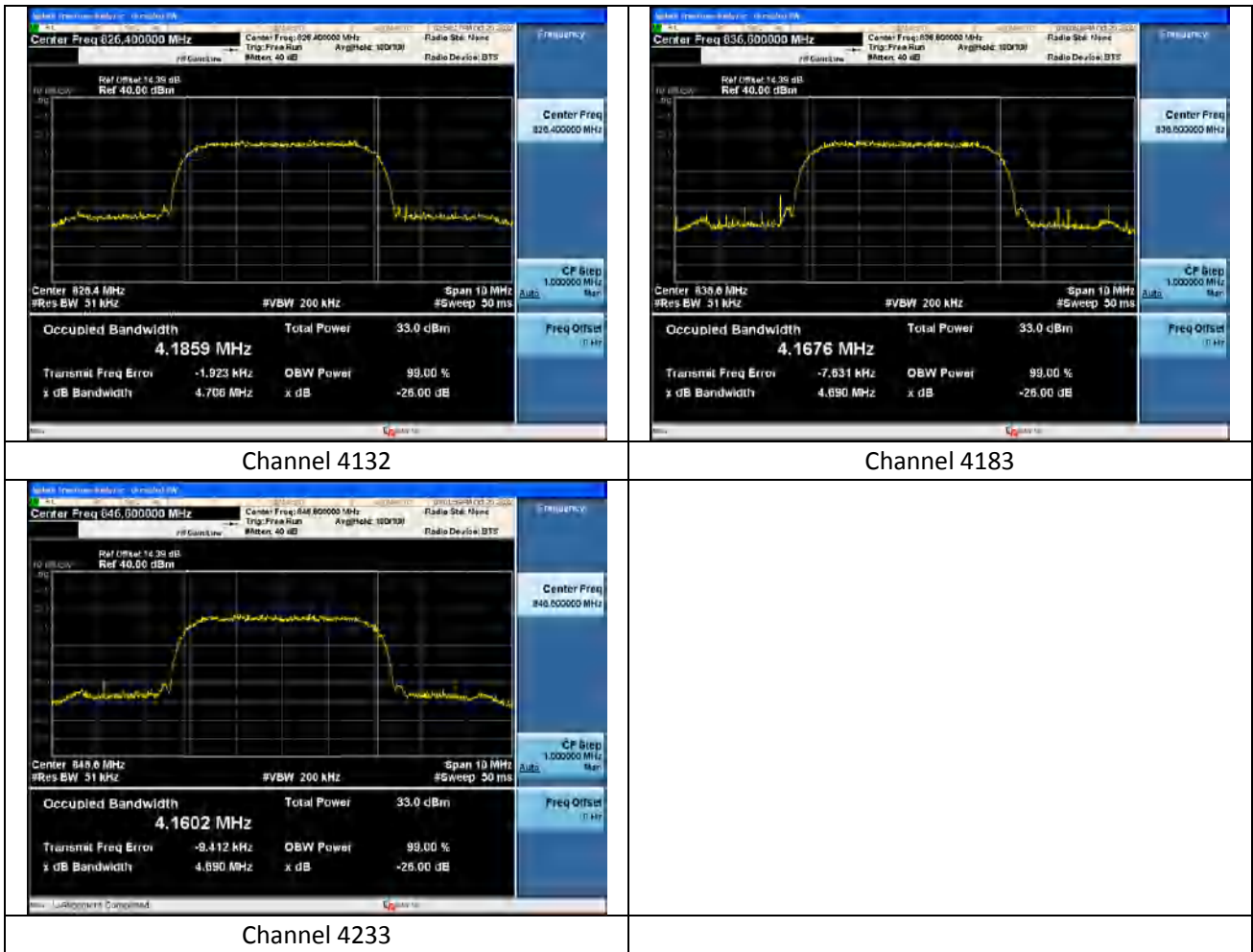
Mode	Carrier frequency (MHz)	Channel No.	Bandwidth of 99% Power (MHz)
Release 99	826.4	4132	4.19
Release 99	836.6	4183	4.17
Release 99	846.6	4233	4.16

Mode	Carrier frequency (MHz)	Channel No.	Bandwidth of 99% Power (MHz)
HSDPA	826.4	4132	4.16
HSDPA	836.6	4183	4.16
HSDPA	846.6	4233	4.16

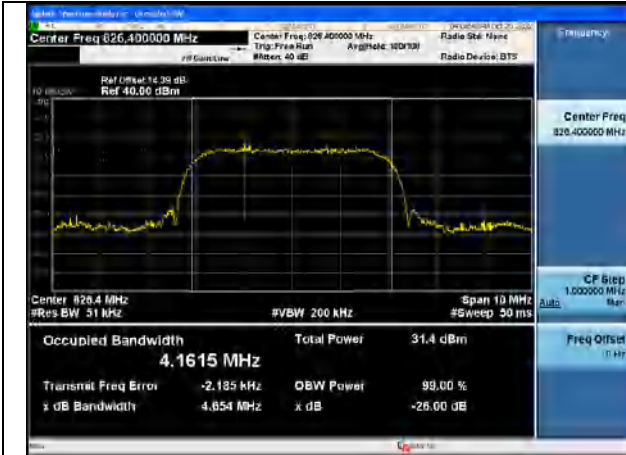
Mode	Carrier frequency (MHz)	Channel No.	Bandwidth of 99% Power (MHz)
HSUPA	826.4	4132	4.17
HSUPA	836.6	4183	4.16
HSUPA	846.6	4233	4.16

Mode	Carrier frequency (MHz)	Channel No.	Bandwidth of 99% Power (MHz)
HSPA+	826.4	4132	4.18
HSPA+	836.6	4183	4.18
HSPA+	846.6	4233	4.17

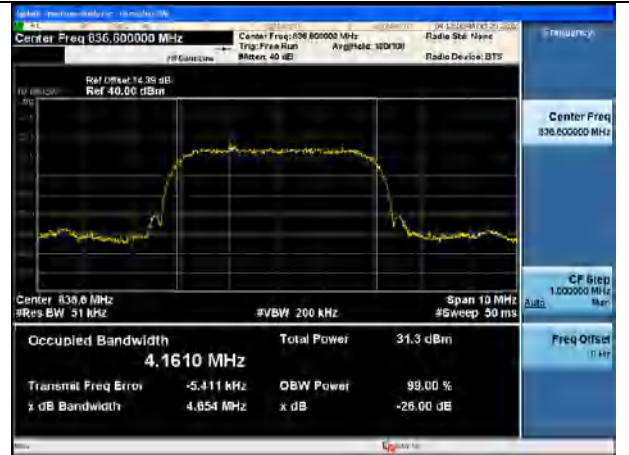
WCDMA band V
Test Mode: Release 99



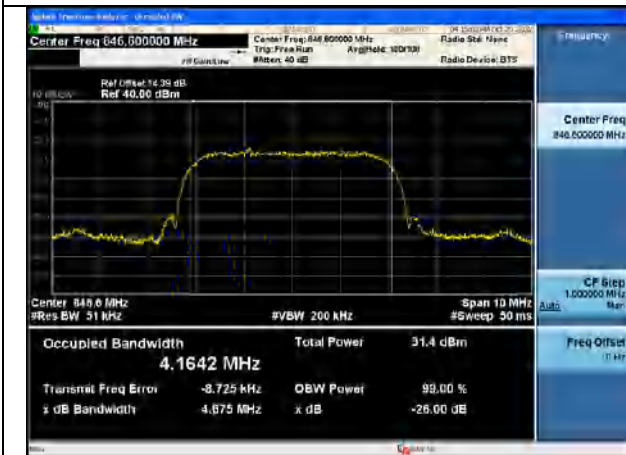
Test Mode: HSDPA



Channel 4132

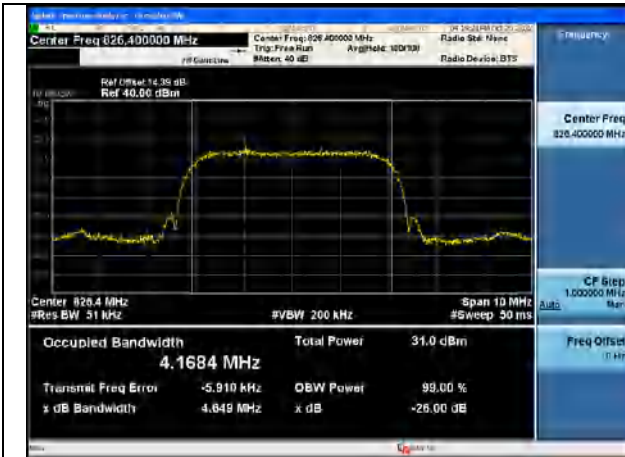


Channel 4183

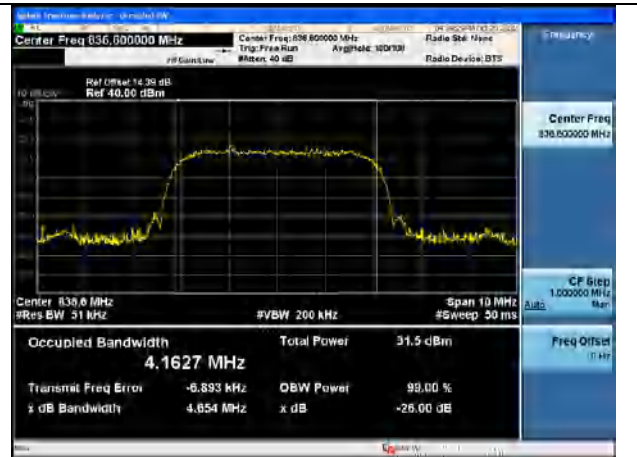


Channel 4233

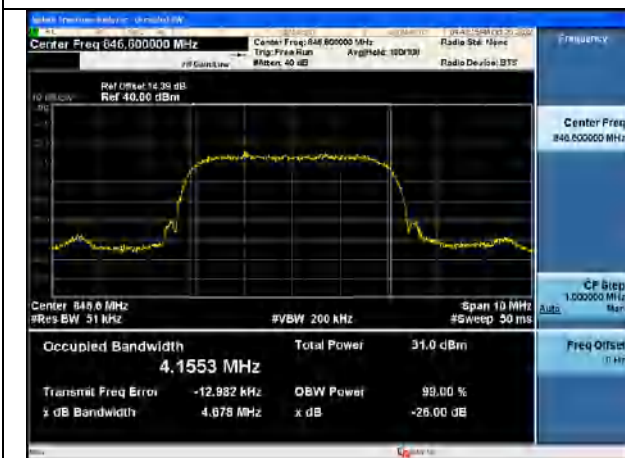
Test Mode: HSUPA



Channel 4132

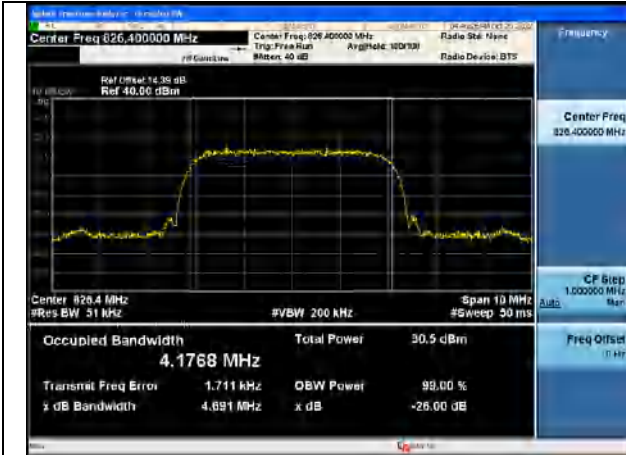


Channel 4183

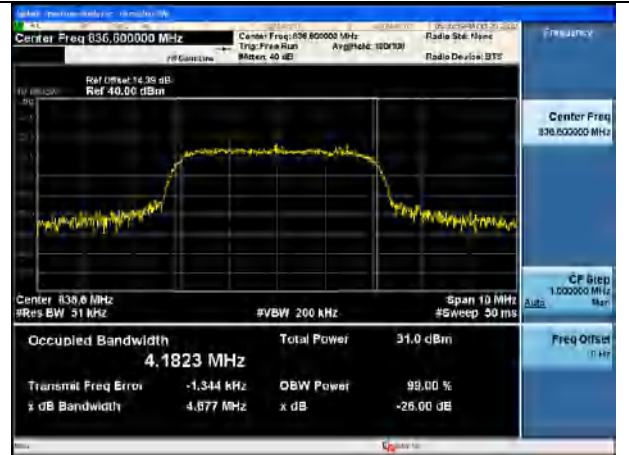


Channel 4233

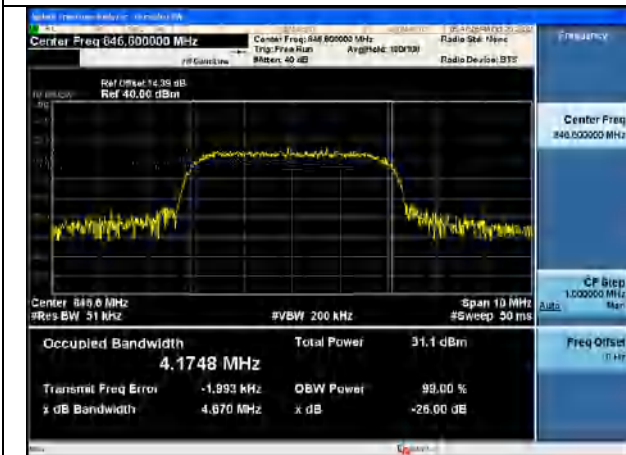
Test Mode: HSPA+



Channel 4132



Channel 4183



Channel 4233

3. Emission Bandwidth

WCDMA band V

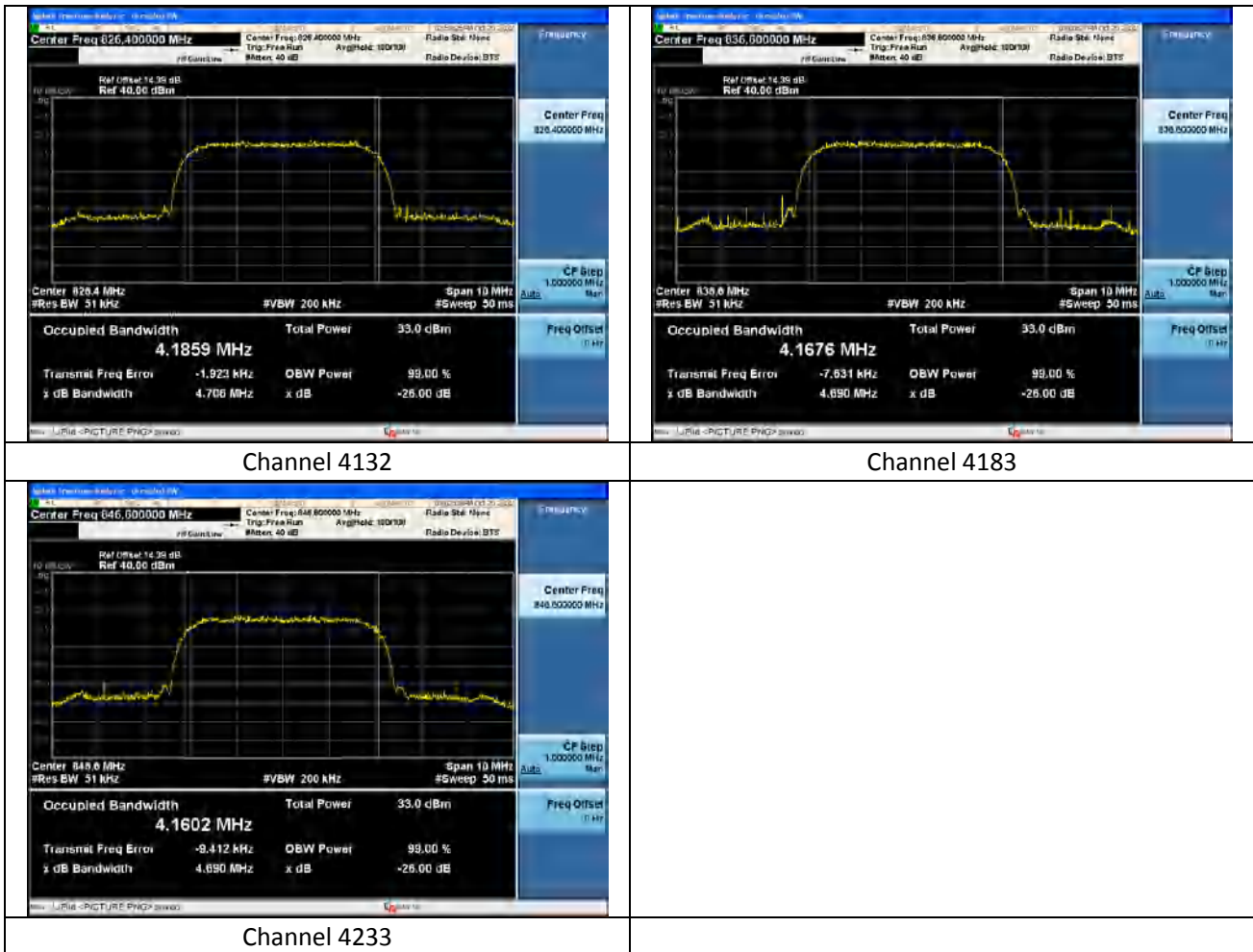
Mode	Carrier frequency (MHz)	Channel No.	Bandwidth of -26dBc Power (MHz)
Release 99	826.4	4132	4.71
Release 99	836.6	4183	4.69
Release 99	846.6	4233	4.69

Mode	Carrier frequency (MHz)	Channel No.	Bandwidth of -26dBc Power (MHz)
HSDPA	826.4	4132	4.65
HSDPA	836.6	4183	4.65
HSDPA	846.6	4233	4.67

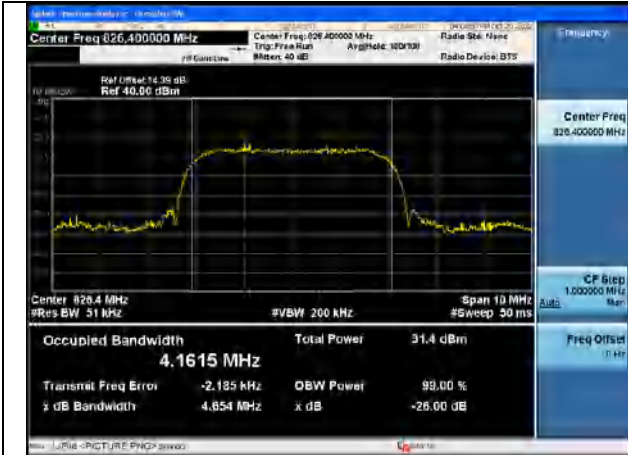
Mode	Carrier frequency (MHz)	Channel No.	Bandwidth of -26dBc Power (MHz)
HSUPA	826.4	4132	4.65
HSUPA	836.6	4183	4.65
HSUPA	846.6	4233	4.68

Mode	Carrier frequency (MHz)	Channel No.	Bandwidth of -26dBc Power (MHz)
HSPA+	826.4	4132	4.69
HSPA+	836.6	4183	4.68
HSPA+	846.6	4233	4.67

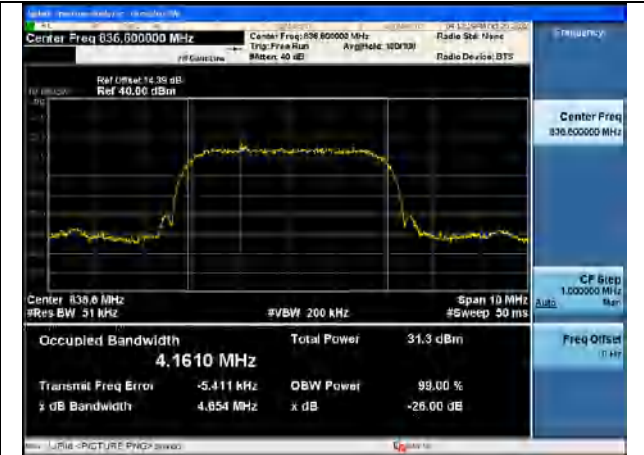
WCDMA band V
Test Mode: Release 99



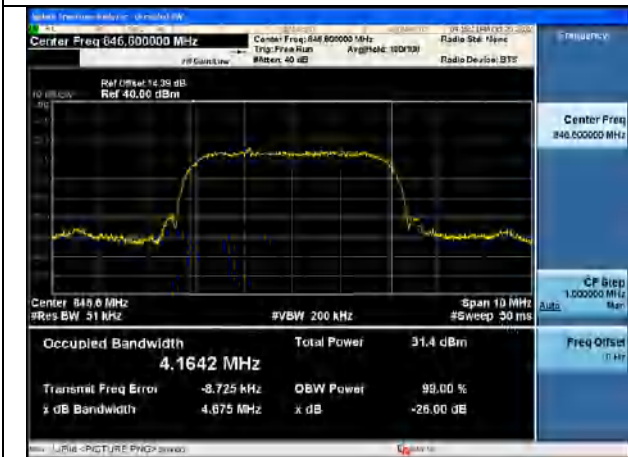
Test Mode: HSDPA



Channel 4132

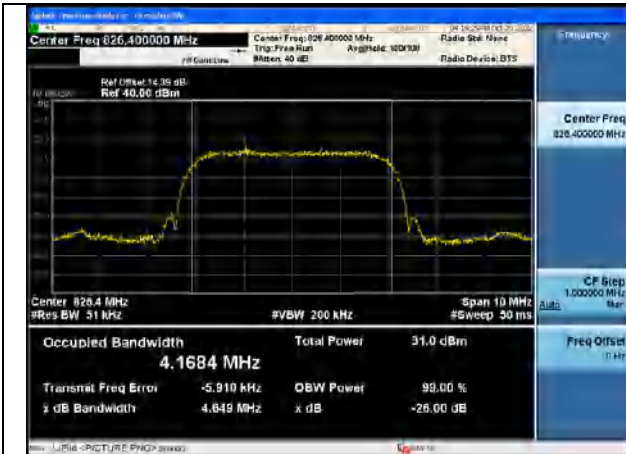


Channel 4183

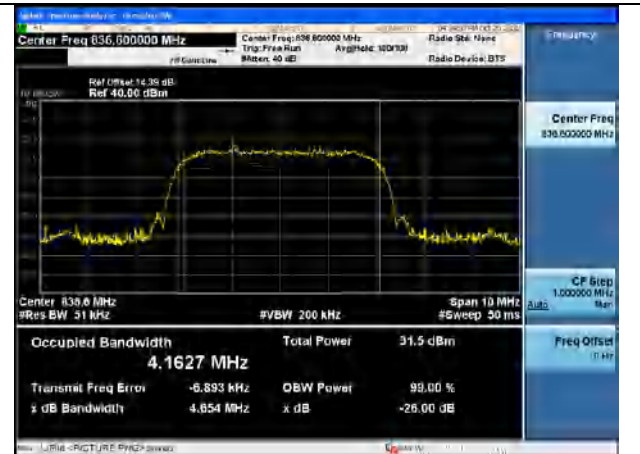


Channel 4233

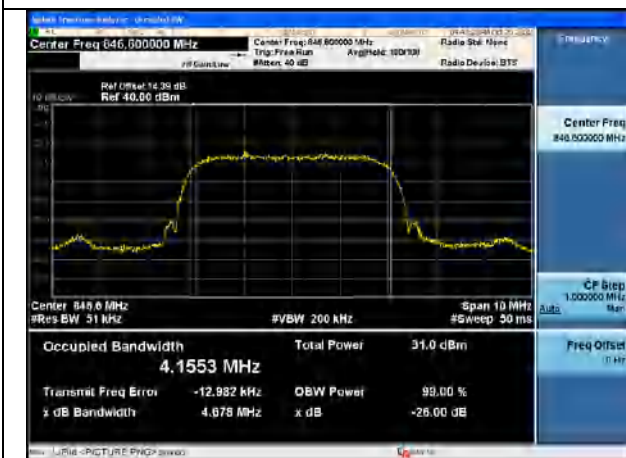
Test Mode: HSUPA



Channel 4132

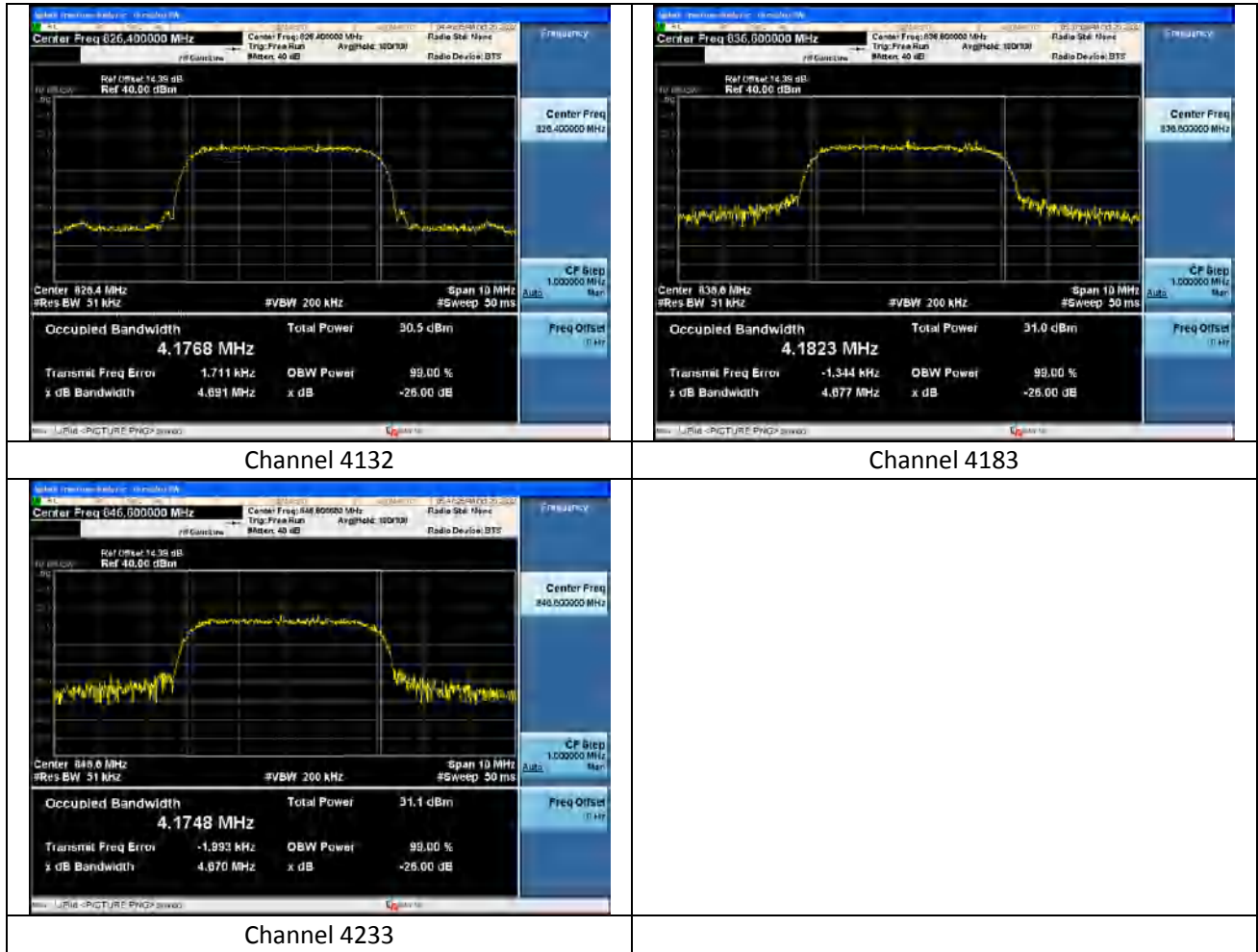


Channel 4183



Channel 4233

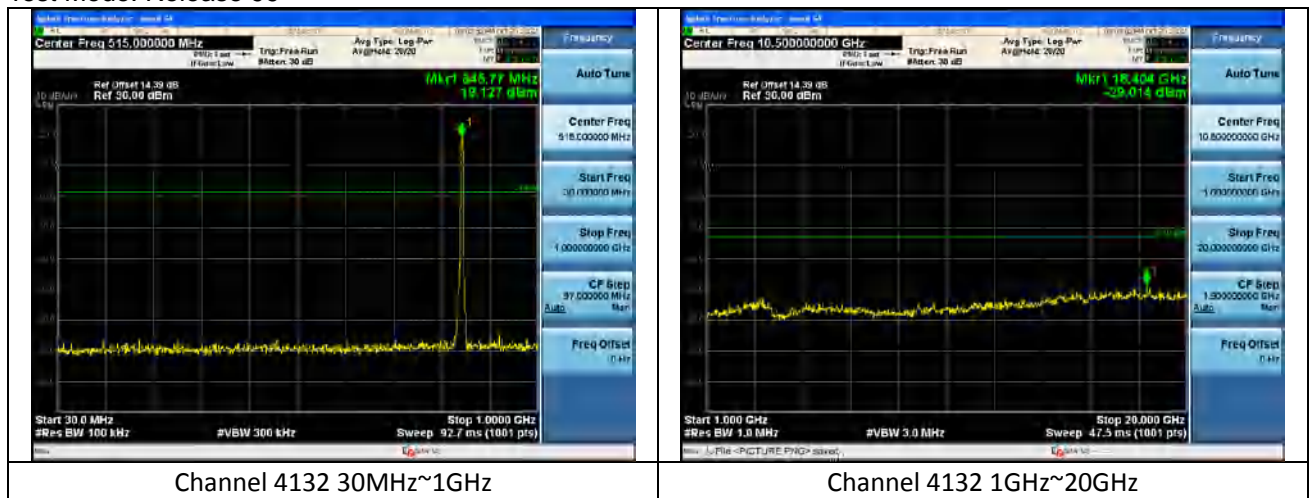
Test Mode: HSPA+



4. Spurious Emissions at antenna terminal

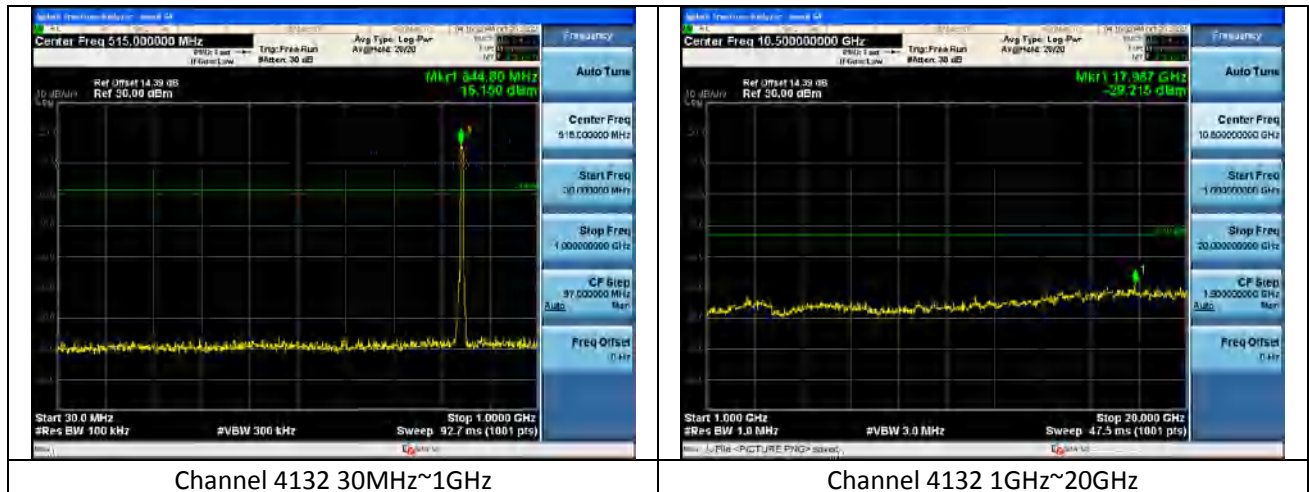
WCDMA band V

Test Mode: Release 99



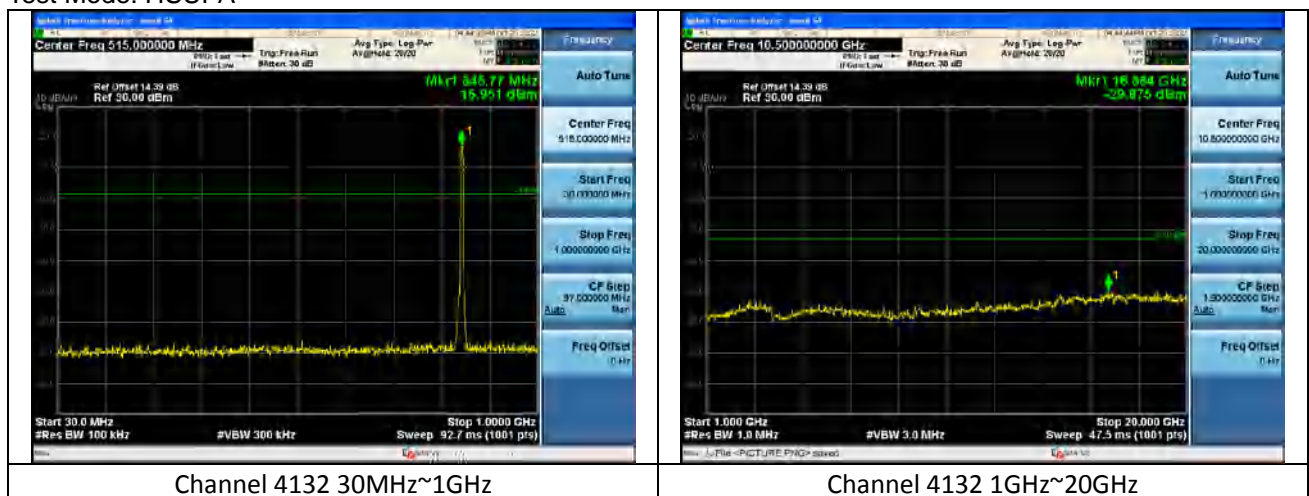
Note: The signal beyond the limit is the signal transmitted by EUT.

Test Mode: HSDPA



Note: The signal beyond the limit is the signal transmitted by EUT.

Test Mode: HSUPA

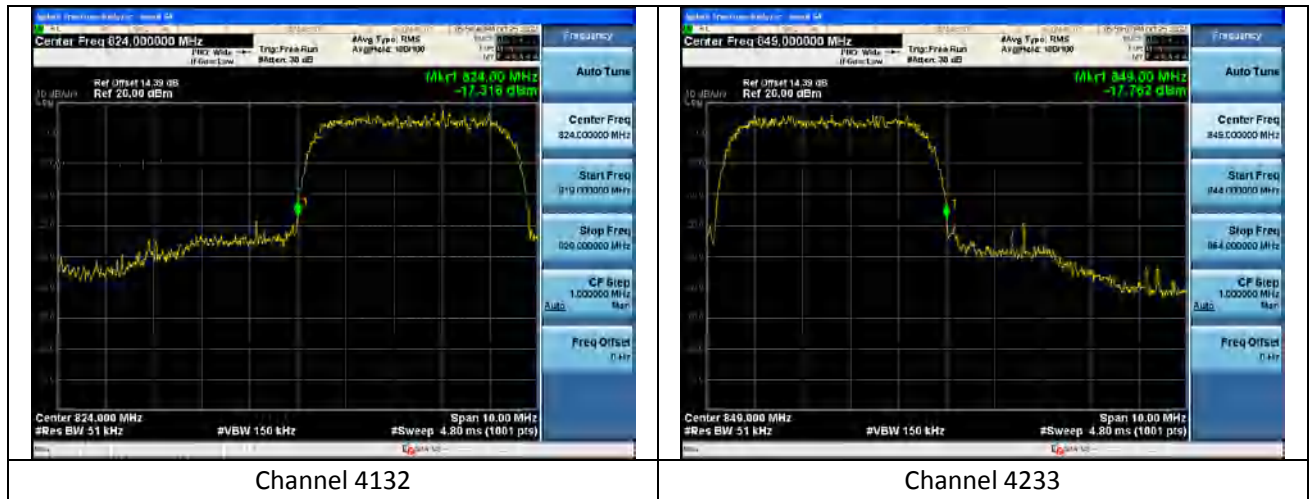


Note: The signal beyond the limit is the signal transmitted by EUT.

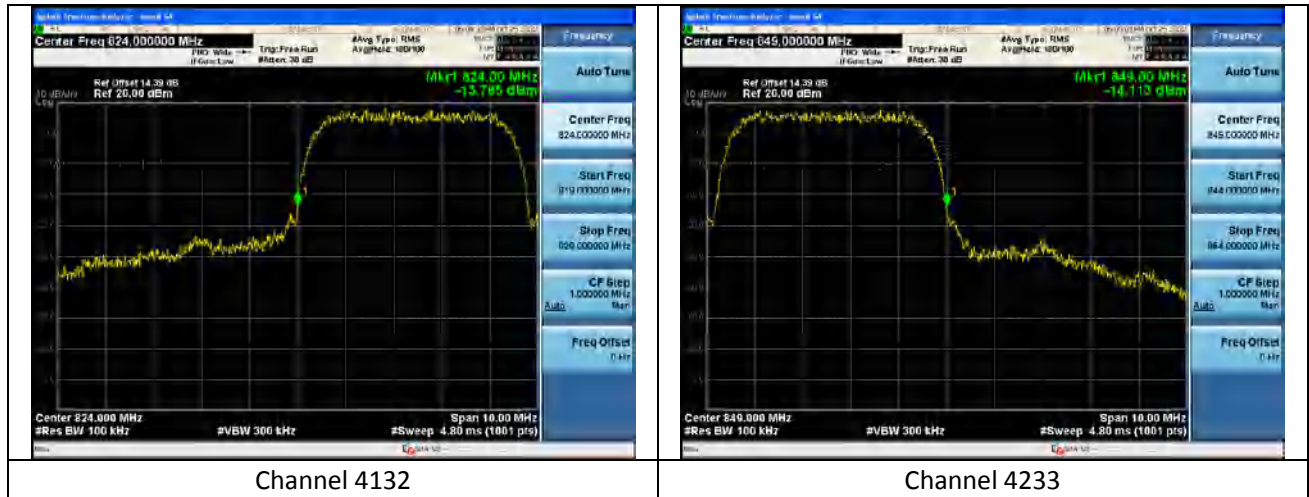
5. Band Edges Compliance

WCDMA band V

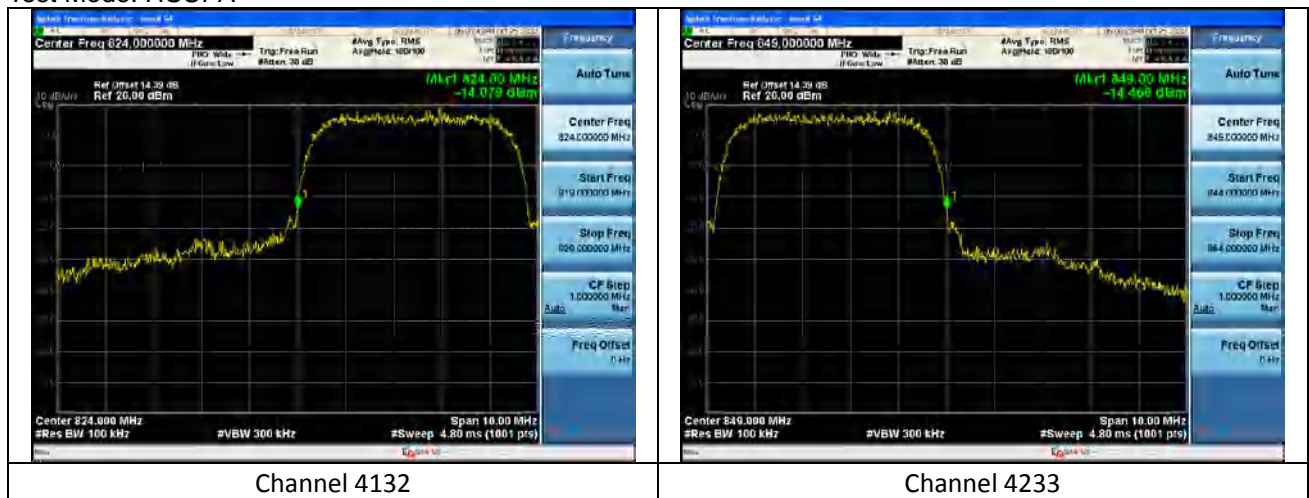
Test Mode: Release 99



Test Mode: HSDPA



Test Mode: HSUPA



Test Mode: HSPA+



Channel 4132



Channel 4233

6. Frequency Stability

WCDMA band V

Test Mode: Release 99

Name	Temperature(°C)	Test Result (ppm)@NV		
		Channel 4132	Channel 4183	Channel 4233
Release 99	-30	0.001	0.001	0.001
Release 99	-20	0.002	0.001	0.002
Release 99	-10	0.002	0.001	0.001
Release 99	-0	0.003	0.003	0.001
Release 99	+10	0.001	0.001	0.001
Release 99	+20	0.003	0.001	0.002
Release 99	+30	0.002	0.002	0.001
Release 99	+40	0.001	0.002	0.002
Release 99	+50	0.001	0.001	0.001
Name	Voltage	Test Result (ppm)@NT		
		Channel 4132	Channel 4183	Channel 4233
Release 99	LV	0.002	0.001	0.001
Release 99	HV	0.001	0.001	0.002

Test Mode: HSDPA

Name	Temperature(°C)	Test Result (ppm)@NV		
		Channel 4132	Channel 4183	Channel 4233
Subtest1	-30	0.002	0.001	0.001
Subtest1	-20	0.002	0.001	0.001
Subtest1	-10	0.001	0.002	0.001
Subtest1	-0	0.001	0.002	0.001
Subtest1	+10	-0.001	0.001	0.003
Subtest1	+20	0.002	0.001	0.002
Subtest1	+30	0.001	0.001	0.001
Subtest1	+40	0.001	0.002	0.001
Subtest1	+50	0.003	0.001	0.001
Name	Voltage	Test Result (ppm)@NT		
		Channel 4132	Channel 4183	Channel 4233
Subtest1	LV	0.002	0.001	0.001
Subtest1	HV	-0.001	0.001	0.001

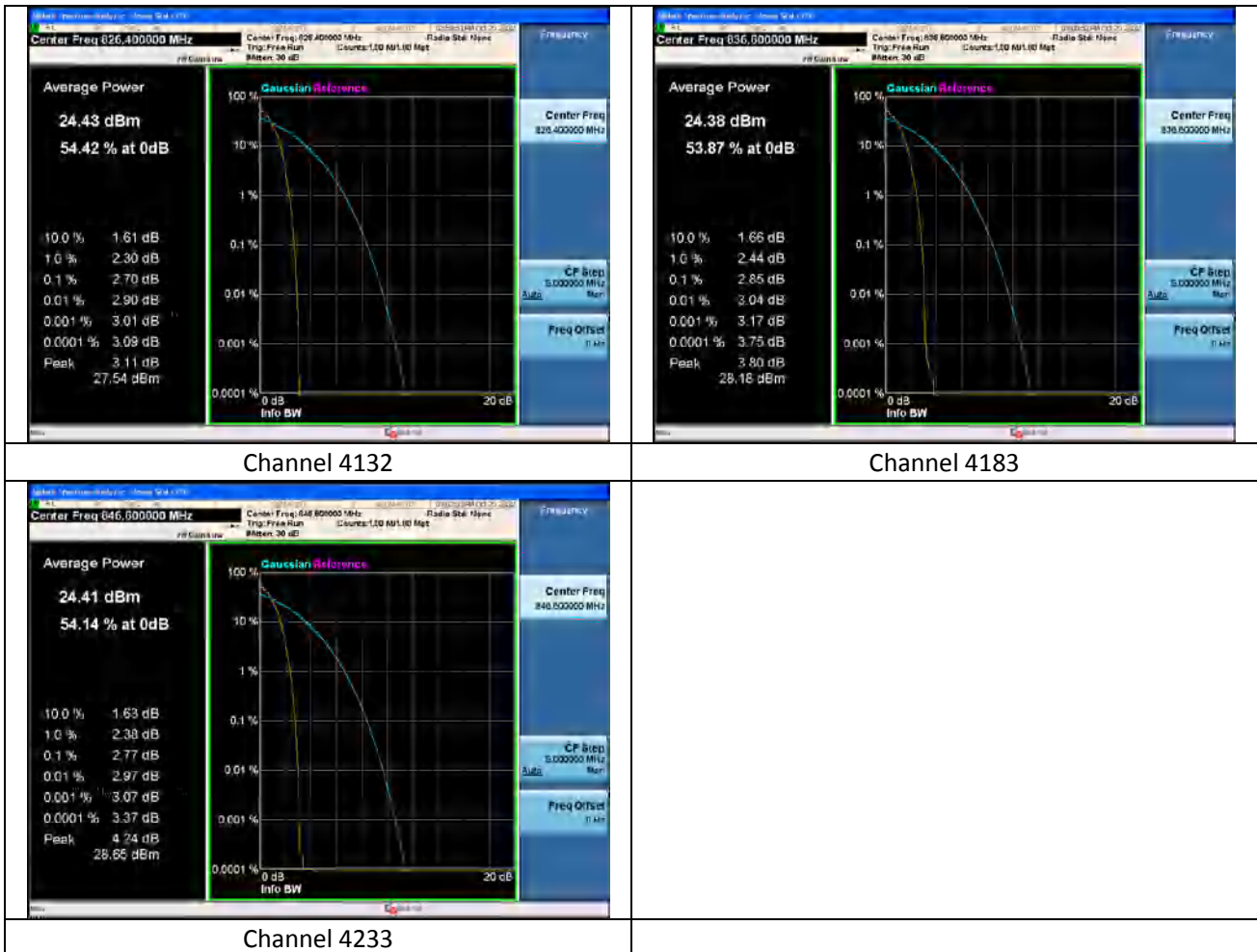
Test Mode: HSUPA

Name	Temperature(°C)	Test Result (ppm)@NV		
		Channel 4132	Channel 4183	Channel 4233
Subtest1	-30	0.001	0.001	-0.001
Subtest1	-20	0.001	0.001	0.001
Subtest1	-10	0.001	0.002	0.001
Subtest1	-0	0.002	0.001	-0.001
Subtest1	+10	0.001	0.001	0.001
Subtest1	+20	0.001	0.001	-0.001
Subtest1	+30	0.001	0.001	0.002
Subtest1	+40	0.003	0.001	0.001
Subtest1	+50	0.001	0.002	0.001
Name	Voltage	Test Result (ppm)@NT		
		Channel 4132	Channel 4183	Channel 4233
Subtest1	LV	0.001	0.001	0.002
Subtest1	HV	0.002	0.001	0.001

7. Peak-Average Ratio

WCDMA band V

Test Mode: Release 99



Test Mode: HSDPA



Channel 4132

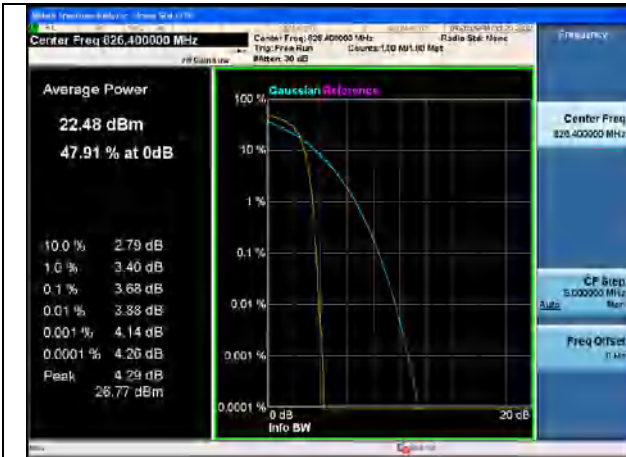


Channel 4183



Channel 4233

Test Mode: HSUPA



Channel 4132



Channel 4183



Channel 4233

8. Effective Radiated Power and Effective Isotropic Radiated Power

WCDMA band V

Mode		Carrier frequency (MHz)	Channel No.	Conducted Power (dBm)	ERP/EIRP (dBm)	ERP/EIRP (W)
Release 99	RMC,12.2kbps	826.4	4132	24.26	22.88	0.194
Release 99	RMC,12.2kbps	836.6	4183	24.50	23.12	0.205
Release 99	RMC,12.2kbps	846.6	4233	24.33	22.95	0.197

Mode		Carrier frequency (MHz)	Channel No.	Conducted Power (dBm)	ERP/EIRP (dBm)	ERP/EIRP (W)
HSDPA	Subtest1	826.4	4132	23.51	22.13	0.163
HSDPA	Subtest1	836.6	4183	23.66	22.28	0.169
HSDPA	Subtest1	846.6	4233	23.70	22.32	0.171
HSDPA	Subtest2	826.4	4132	23.61	22.23	0.167
HSDPA	Subtest2	836.6	4183	23.61	22.23	0.167
HSDPA	Subtest2	846.6	4233	23.39	22.01	0.159
HSDPA	Subtest3	826.4	4132	23.19	21.81	0.152
HSDPA	Subtest3	836.6	4183	23.21	21.83	0.152
HSDPA	Subtest3	846.6	4233	23.13	21.75	0.150
HSDPA	Subtest4	826.4	4132	23.21	21.83	0.152
HSDPA	Subtest4	836.6	4183	23.25	21.87	0.154
HSDPA	Subtest4	846.6	4233	23.09	21.71	0.148

Mode		Carrier frequency (MHz)	Channel No.	Conducted Power (dBm)	ERP/EIRP (dBm)	ERP/EIRP (W)
HSUPA	Subtest1	826.4	4132	21.96	20.58	0.114
HSUPA	Subtest1	836.6	4183	21.88	20.50	0.112
HSUPA	Subtest1	846.6	4233	21.65	20.27	0.106
HSUPA	Subtest2	826.4	4132	21.70	20.32	0.108
HSUPA	Subtest2	836.6	4183	21.94	20.56	0.114
HSUPA	Subtest2	846.6	4233	21.68	20.30	0.107
HSUPA	Subtest3	826.4	4132	22.76	21.38	0.137
HSUPA	Subtest3	836.6	4183	22.87	21.49	0.141
HSUPA	Subtest3	846.6	4233	22.69	21.31	0.135
HSUPA	Subtest4	826.4	4132	21.34	19.96	0.099
HSUPA	Subtest4	836.6	4183	21.47	20.09	0.102
HSUPA	Subtest4	846.6	4233	21.45	20.07	0.102
HSUPA	Subtest5	826.4	4132	22.62	21.24	0.133
HSUPA	Subtest5	836.6	4183	22.90	21.52	0.142
HSUPA	Subtest5	846.6	4233	22.70	21.32	0.136

Mode		Carrier frequency (MHz)	Channel No.	Conducted Power (dBm)	ERP/EIRP (dBm)	ERP/EIRP (W)
HSPA+	16QAM	826.4	4132	22.07	18.54	0.071
HSPA+	16QAM	836.6	4183	21.99	18.46	0.070
HSPA+	16QAM	846.6	4233	21.80	18.27	0.067

Mode		Carrier frequency (MHz)	Channel No.	Conducted Power (dBm)	ERP/EIRP (dBm)	ERP/EIRP (W)
DC-HSDPA	Subtest1	826.4	4132	23.17	21.79	0.151
DC-HSDPA	Subtest1	836.6	4183	23.41	22.03	0.160
DC-HSDPA	Subtest1	846.6	4233	23.18	21.80	0.151
DC-HSDPA	Subtest2	826.4	4132	23.33	21.95	0.157
DC-HSDPA	Subtest2	836.6	4183	23.32	21.94	0.156
DC-HSDPA	Subtest2	846.6	4233	23.05	21.67	0.147
DC-HSDPA	Subtest3	826.4	4132	22.87	21.49	0.141
DC-HSDPA	Subtest3	836.6	4183	23.03	21.65	0.146
DC-HSDPA	Subtest3	846.6	4233	22.75	21.37	0.137
DC-HSDPA	Subtest4	826.4	4132	22.79	21.41	0.138
DC-HSDPA	Subtest4	836.6	4183	22.83	21.45	0.140
DC-HSDPA	Subtest4	846.6	4233	22.93	21.55	0.143

APPENDIX B – TEST DATA OF RADIATED EMISSION

Radiated Spurious Emissions

Note: The worst channel results are reflected in the report.

Note: The scanned graph represents the maximum of both horizontal and vertical polarizations and is not a single horizontal or vertical polarization scan.

Antenna 1

WCDMA band II

Test result:

WCDMA Mode:

Channel 9662

Frequency (MHz)	Power (dBm)	Limited (dBm)	Polarization
2461.16	-48.58	-13	Vertical
2779.88	-47.87	-13	Vertical
3727.01	-40.55	-13	Vertical
6677.38	-39.37	-13	Horizontal
9961.96	-37.04	-13	Vertical
17822.31	-34.35	-13	Vertical

Channel 9800

Frequency (MHz)	Power (dBm)	Limited (dBm)	Polarization
2461.12	-49.27	-13	Vertical
2780.64	-47.58	-13	Vertical
3724.70	-40.96	-13	Horizontal
6677.24	-39.66	-13	Vertical
9961.91	-37.26	-13	Vertical
17821.27	-33.63	-13	Vertical

Channel 9938

Frequency (MHz)	Power (dBm)	Limited (dBm)	Polarization
2459.34	-48.91	-13	Vertical
2781.09	-46.93	-13	Vertical
3727.35	-40.75	-13	Vertical
6675.32	-39.47	-13	Vertical
9959.49	-37.70	-13	Vertical
17819.37	-34.38	-13	Vertical

HSDPA/HSUPA Mode:
Channel 9662

Frequency (MHz)	Power (dBm)	Limited (dBm)	Polarization
2460.20	-49.34	-13	Vertical
2778.87	-47.15	-13	Vertical
3726.88	-40.70	-13	Vertical
6678.75	-39.32	-13	Vertical
9959.40	-37.72	-13	Vertical
17820.59	-34.00	-13	Vertical

Channel 9800

Frequency (MHz)	Power (dBm)	Limited (dBm)	Polarization
2459.21	-49.30	-13	Vertical
2781.09	-47.61	-13	Horizontal
3727.09	-41.12	-13	Vertical
6675.75	-39.46	-13	Vertical
9960.62	-36.91	-13	Vertical
17819.67	-34.09	-13	Vertical

Channel 9938

Frequency (MHz)	Power (dBm)	Limited (dBm)	Polarization
2459.56	-48.76	-13	Vertical
2778.98	-47.56	-13	Vertical
3726.10	-40.50	-13	Vertical
6678.78	-39.77	-13	Vertical
9959.45	-37.71	-13	Horizontal
17821.71	-34.19	-13	Vertical

WCDMA band IV

Test result:
WCDMA Mode:
Channel 1313

Frequency (MHz)	Power (dBm)	Limited (dBm)	Polarization
2460.43	-48.90	-13	Vertical
2780.21	-47.64	-13	Horizontal
3726.26	-40.51	-13	Vertical
6675.08	-39.34	-13	Vertical
9961.39	-36.84	-13	Vertical
17819.76	-33.95	-13	Vertical

Channel 1450

Frequency (MHz)	Power (dBm)	Limited (dBm)	Polarization
2458.84	-48.76	-13	Vertical
2781.44	-47.53	-13	Vertical
3726.88	-40.88	-13	Vertical
6676.87	-39.69	-13	Vertical
9960.15	-37.28	-13	Vertical
17821.54	-34.39	-13	Horizontal

Channel 1512

Frequency (MHz)	Power (dBm)	Limited (dBm)	Polarization
2459.56	-48.97	-13	Vertical
2781.01	-46.89	-13	Vertical
3727.77	-40.74	-13	Vertical
6678.58	-39.96	-13	Vertical
9960.24	-36.90	-13	Vertical
17821.35	-34.39	-13	Vertical

HSDPA/HSUPA Mode:

Channel 1313

Frequency (MHz)	Power (dBm)	Limited (dBm)	Polarization
2457.60	-49.30	-13	Vertical
2782.04	-47.09	-13	Horizontal
3728.30	-40.55	-13	Vertical
6675.03	-39.84	-13	Vertical
9961.91	-37.62	-13	Vertical
17821.75	-33.78	-13	Vertical

Channel 1450

Frequency (MHz)	Power (dBm)	Limited (dBm)	Polarization
2461.18	-48.70	-13	Vertical
2781.07	-47.32	-13	Vertical
3726.16	-41.28	-13	Vertical
6676.59	-39.64	-13	Vertical
9961.43	-37.19	-13	Vertical
17819.46	-33.46	-13	Horizontal

Channel 1512

Frequency (MHz)	Power (dBm)	Limited (dBm)	Polarization
2460.38	-48.52	-13	Vertical

2778.39	-47.50	-13	Vertical
3724.42	-40.55	-13	Vertical
6677.05	-39.73	-13	Vertical
9962.55	-37.12	-13	Vertical
17819.47	-33.84	-13	Vertical

WCDMA band V

Test result:

WCDMA Mode:

Channel 4357

Frequency (MHz)	Power (dBm)	Limited (dBm)	Polarization
1647.18	-53.33	-13	Vertical
1667.58	-50.82	-13	Horizontal
2534.28	-44.79	-13	Vertical
2576.77	-43.86	-13	Vertical
8962.25	-39.79	-13	Vertical
9972.64	-36.77	-13	Vertical

Channel 4408

Frequency (MHz)	Power (dBm)	Limited (dBm)	Polarization
1649.31	-52.81	-13	Vertical
1666.65	-51.00	-13	Vertical
2533.75	-44.44	-13	Vertical
2578.01	-44.46	-13	Vertical
8962.72	-39.99	-13	Vertical
9971.06	-36.72	-13	Horizontal

Channel 4458

Frequency (MHz)	Power (dBm)	Limited (dBm)	Polarization
1649.51	-52.82	-13	Vertical
1666.85	-51.67	-13	Vertical
2532.34	-43.89	-13	Vertical
2577.76	-44.45	-13	Vertical
8962.20	-39.06	-13	Vertical
9971.23	-36.04	-13	Vertical

HSDPA/HSUPA Mode:

Channel 4357

Frequency (MHz)	Power (dBm)	Limited (dBm)	Polarization
1649.71	-52.86	-13	Vertical

1667.96	-51.60	-13	Vertical
2535.28	-43.85	-13	Vertical
2576.04	-44.36	-13	Vertical
8962.20	-39.82	-13	Vertical
9972.39	-36.51	-13	Vertical

Channel 4408

Frequency (MHz)	Power (dBm)	Limited (dBm)	Polarization
1648.42	-52.78	-13	Vertical
1667.24	-51.28	-13	Vertical
2535.12	-43.94	-13	Vertical
2576.33	-44.49	-13	Vertical
8961.58	-39.45	-13	Vertical
9970.75	-36.11	-13	Horizontal

Channel 4458

Frequency (MHz)	Power (dBm)	Limited (dBm)	Polarization
1649.87	-53.18	-13	Horizontal
1667.09	-50.89	-13	Vertical
2533.46	-44.47	-13	Vertical
2578.39	-44.17	-13	Vertical
8963.38	-39.18	-13	Vertical
9971.62	-36.31	-13	Vertical

Antenna 2
WCDMA band II

Test result:
WCDMA Mode:
Channel 9662

Frequency (MHz)	Power (dBm)	Limited (dBm)	Polarization
2459.85	-48.88	-13	Vertical
2779.55	-47.41	-13	Vertical
3726.73	-40.90	-13	Vertical
6677.76	-39.56	-13	Horizontal
9961.31	-37.60	-13	Vertical
17819.41	-34.37	-13	Vertical

Channel 9800

Frequency (MHz)	Power (dBm)	Limited (dBm)	Polarization
2458.48	-48.99	-13	Vertical
2778.83	-47.51	-13	Vertical
3727.28	-40.87	-13	Horizontal
6677.42	-40.14	-13	Vertical
9960.31	-37.11	-13	Vertical
17821.99	-34.15	-13	Vertical

Channel 9938

Frequency (MHz)	Power (dBm)	Limited (dBm)	Polarization
2458.71	-49.31	-13	Vertical
2779.92	-47.87	-13	Vertical
3725.59	-40.89	-13	Vertical
6674.99	-39.61	-13	Vertical
9959.79	-36.82	-13	Vertical
17818.56	-33.56	-13	Vertical

HSDPA/HSUPA Mode:
Channel 9662

Frequency (MHz)	Power (dBm)	Limited (dBm)	Polarization
2461.52	-48.51	-13	Vertical
2781.34	-46.90	-13	Vertical
3726.80	-40.38	-13	Vertical
6677.28	-39.27	-13	Vertical
9960.26	-36.99	-13	Vertical
17819.05	-34.19	-13	Vertical

Channel 9800

Frequency (MHz)	Power (dBm)	Limited (dBm)	Polarization
2458.81	-49.43	-13	Vertical
2779.08	-46.94	-13	Horizontal
3727.25	-41.10	-13	Vertical
6677.48	-39.68	-13	Vertical
9962.33	-37.62	-13	Vertical
17821.60	-34.22	-13	Vertical

Channel 9938

Frequency (MHz)	Power (dBm)	Limited (dBm)	Polarization
2459.27	-48.80	-13	Vertical
2778.52	-47.06	-13	Vertical
3725.31	-41.22	-13	Vertical
6676.63	-39.47	-13	Vertical
9961.79	-37.35	-13	Horizontal
17821.45	-33.83	-13	Vertical

WCDMA band IV

Test result:

WCDMA Mode:

Channel 1313

Frequency (MHz)	Power (dBm)	Limited (dBm)	Polarization
2458.92	-48.92	-13	Vertical
2780.10	-47.59	-13	Horizontal
3725.65	-41.34	-13	Vertical
6676.07	-39.80	-13	Vertical
9961.19	-37.66	-13	Vertical
17820.36	-34.06	-13	Vertical

Channel 1450

Frequency (MHz)	Power (dBm)	Limited (dBm)	Polarization
2461.35	-48.86	-13	Vertical
2779.05	-47.88	-13	Vertical
3727.15	-41.20	-13	Vertical
6676.39	-39.56	-13	Vertical
9961.29	-37.63	-13	Vertical
17820.43	-33.70	-13	Horizontal

Channel 1512

Frequency (MHz)	Power (dBm)	Limited (dBm)	Polarization
2459.64	-49.14	-13	Vertical
2780.11	-46.91	-13	Vertical
3725.78	-40.68	-13	Vertical
6676.77	-39.65	-13	Vertical
9959.84	-36.92	-13	Vertical
17820.40	-33.99	-13	Vertical

HSDPA/HSUPA Mode:

Channel 1313

Frequency (MHz)	Power (dBm)	Limited (dBm)	Polarization
2459.69	-49.31	-13	Vertical
2778.30	-47.82	-13	Horizontal
3726.81	-40.48	-13	Vertical
6677.49	-39.84	-13	Vertical
9962.08	-37.73	-13	Vertical
17819.83	-33.55	-13	Vertical

Channel 1450

Frequency (MHz)	Power (dBm)	Limited (dBm)	Polarization
2460.44	-48.92	-13	Vertical
2779.88	-47.15	-13	Vertical
3724.53	-41.32	-13	Vertical
6677.10	-39.42	-13	Vertical
9962.59	-37.31	-13	Vertical
17819.62	-33.87	-13	Horizontal

Channel 1512

Frequency (MHz)	Power (dBm)	Limited (dBm)	Polarization
2461.04	-49.04	-13	Vertical
2781.19	-46.90	-13	Vertical
3726.41	-40.68	-13	Vertical
6676.81	-39.46	-13	Vertical
9961.55	-37.25	-13	Vertical
17820.77	-34.23	-13	Vertical

WCDMA band V

Test result:

WCDMA Mode:

Channel 4357

Frequency (MHz)	Power (dBm)	Limited (dBm)	Polarization
1647.59	-53.29	-13	Vertical
1665.74	-50.83	-13	Horizontal
2532.37	-44.41	-13	Vertical
2575.48	-44.22	-13	Vertical
8963.55	-40.00	-13	Vertical
9973.10	-36.00	-13	Vertical

Channel 4408

Frequency (MHz)	Power (dBm)	Limited (dBm)	Polarization
1648.36	-52.70	-13	Vertical
1668.32	-51.69	-13	Vertical
2535.91	-44.61	-13	Vertical
2577.16	-43.94	-13	Vertical
8964.22	-39.87	-13	Vertical
9971.43	-36.52	-13	Horizontal

Channel 4458

Frequency (MHz)	Power (dBm)	Limited (dBm)	Polarization
1647.99	-53.12	-13	Vertical
1665.57	-51.13	-13	Vertical
2532.53	-43.98	-13	Vertical
2575.44	-44.42	-13	Vertical
8960.92	-39.58	-13	Vertical
9971.92	-36.57	-13	Vertical

HSDPA/HSUPA Mode:

Channel 4357

Frequency (MHz)	Power (dBm)	Limited (dBm)	Polarization
1647.31	-52.73	-13	Vertical
1667.23	-50.80	-13	Vertical
2535.87	-44.14	-13	Vertical
2576.12	-44.37	-13	Vertical
8961.25	-39.49	-13	Vertical
9970.38	-36.60	-13	Vertical

Channel 4408

Frequency (MHz)	Power (dBm)	Limited (dBm)	Polarization
1649.16	-53.35	-13	Vertical
1666.54	-51.15	-13	Vertical
2536.17	-44.71	-13	Vertical
2578.77	-44.27	-13	Vertical
8961.49	-39.27	-13	Vertical
9971.36	-35.87	-13	Horizontal

Channel 4458

Frequency (MHz)	Power (dBm)	Limited (dBm)	Polarization
1648.69	-52.94	-13	Horizontal
1667.28	-51.58	-13	Vertical
2536.16	-44.72	-13	Vertical
2575.29	-44.43	-13	Vertical
8964.16	-39.41	-13	Vertical
9969.89	-36.73	-13	Vertical

---The end of the test report---