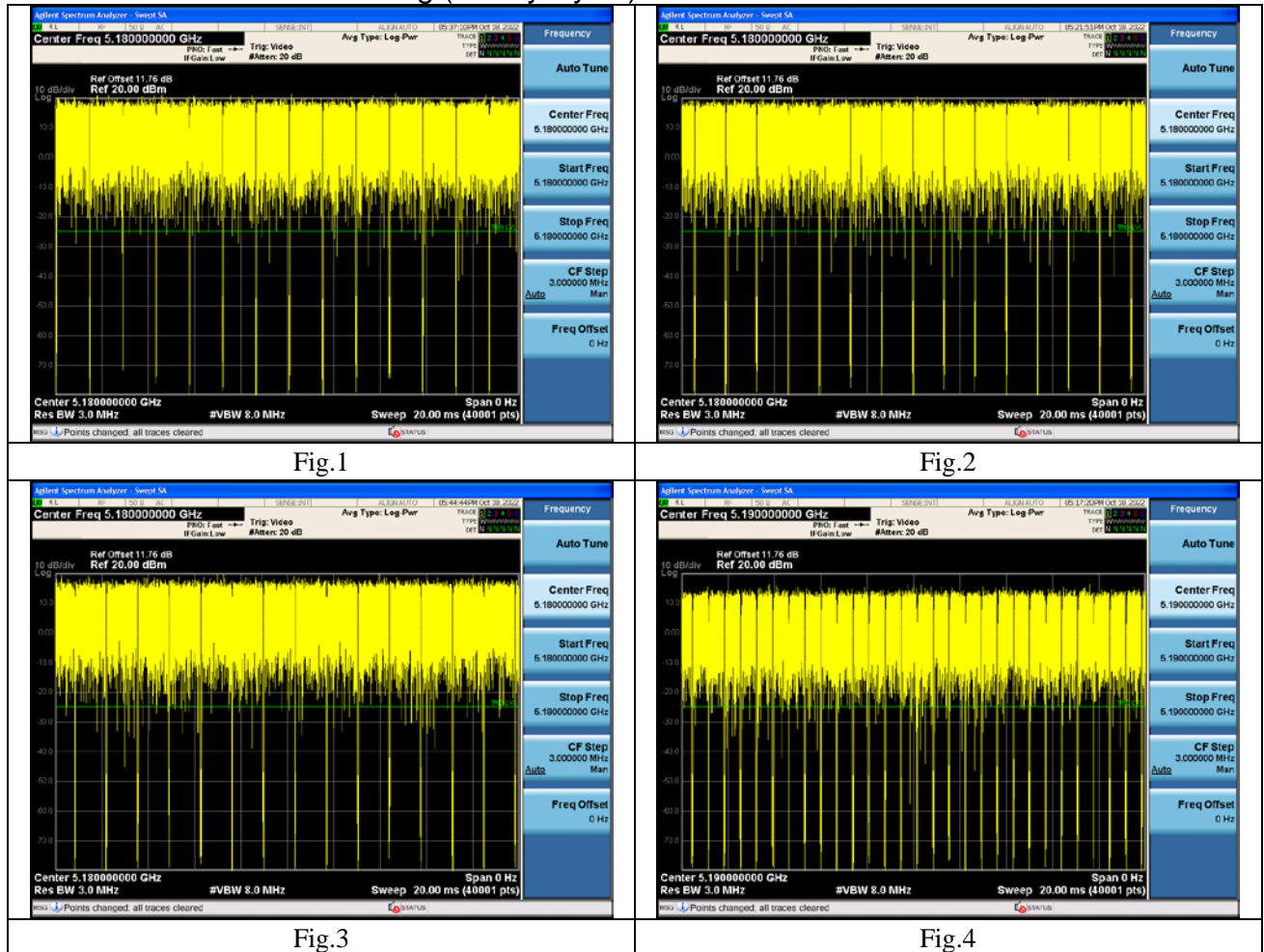


APPENDIX A – TEST DATA OF CONDUCTED EMISSION

Duty Cycle

Test Mode	Frequency (MHz)	Duty Cycle (%)	Correction Factor(dB)	Plot
802.11a	5180	98.70%	0	Fig.1
802.11n HT20	5180	98.58%	0	Fig.2
802.11ac VHT20	5180	98.60%	0	Fig.3
802.11n HT40	5190	97.30%	0.12	Fig.4
802.11ac VHT40	5190	97.35%	0.12	Fig.5
802.11ac VHT80	5210	94.91%	0.23	Fig.6

Note: Correction Factor=10*log (1/Duty Cycle)



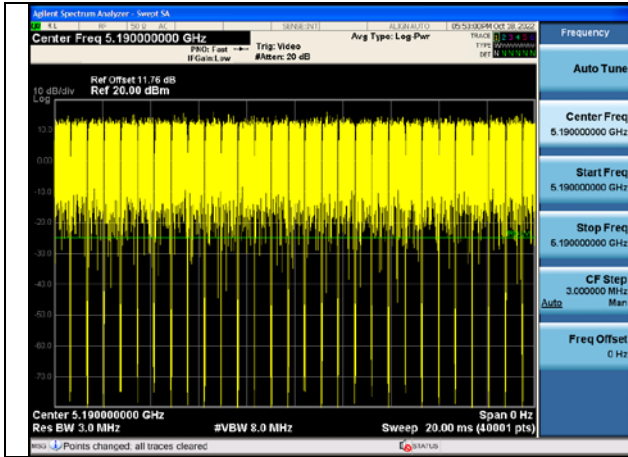


Fig.5

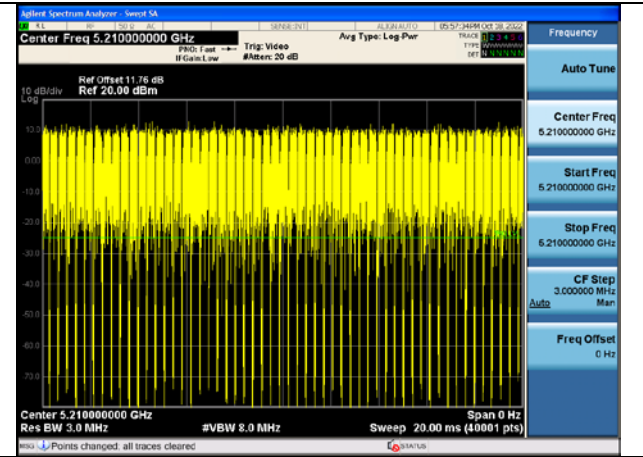


Fig.6

Output Power

Mode	Tones/ RUIndex	Freq (MHz)	Antenna	Conducted average power output(dBm)	EIRP (dBm)
802.11a	NA	5180	Chain0	13.24	12.04
802.11a	NA	5220	Chain0	15.82	14.62
802.11a	NA	5240	Chain0	15.51	14.31
802.11n HT20	NA	5180	Chain0	13.10	11.90
802.11n HT20	NA	5220	Chain0	15.64	14.44
802.11n HT20	NA	5240	Chain0	15.48	14.28
802.11ac VHT20	NA	5180	Chain0	12.93	11.73
802.11ac VHT20	NA	5220	Chain0	15.74	14.54
802.11ac VHT20	NA	5240	Chain0	15.51	14.31
802.11n HT40	NA	5190	Chain0	11.48	10.28
802.11n HT40	NA	5230	Chain0	15.45	14.25
802.11ac VHT40	NA	5190	Chain0	11.44	10.24
802.11ac VHT40	NA	5230	Chain0	15.44	14.24
802.11ac VHT80	NA	5210	Chain0	9.53	8.33

Emission Bandwidth

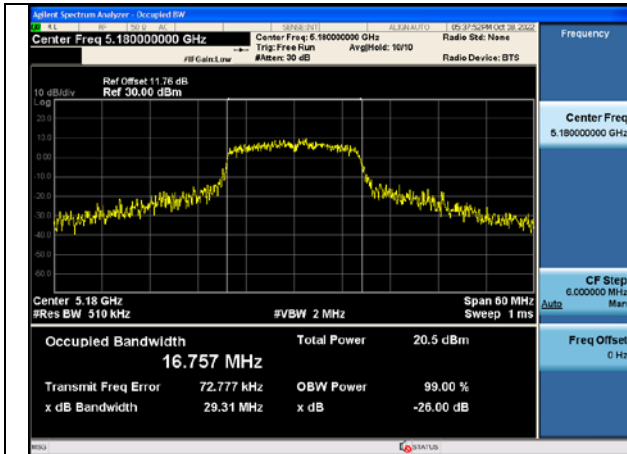
Offset 11.76dB = Attenuator + Temporary antenna connector loss + Cable loss

Test Mode	Antenna	26dB Bandwidth (MHz)		
		Channel No.554	Channel No.562	Channel No.566
		5180MHz	5220MHz	5240MHz
802.11a	Chain0	29.31	26.01	29.45
802.11n HT20	Chain0	28.89	25.67	28.92
802.11ac VHT20	Chain0	22.28	20.24	22.82

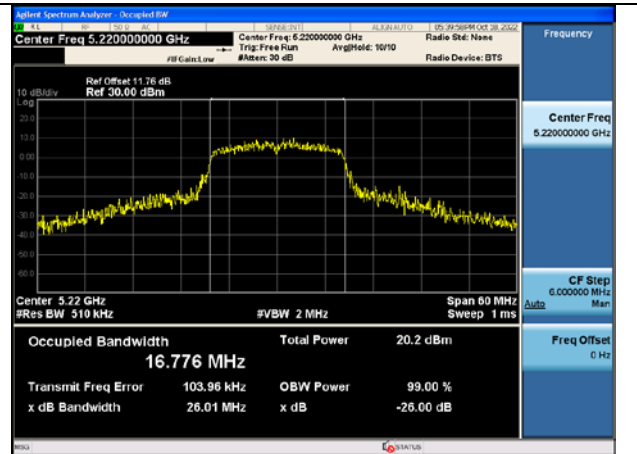
Test Mode	Antenna	26dB Bandwidth (MHz)		
		Channel No.556	---	Channel No.564
		5190MHz	---	5230MHz
802.11n HT40	Chain0	40.28	---	39.80
802.11ac VHT40	Chain0	40.18	---	44.08

Test Mode	Antenna	26dB Bandwidth (MHz)		
		Channel No.560	---	---
		5210MHz	---	---
802.11ac VHT80	Chain0	80.66	---	---

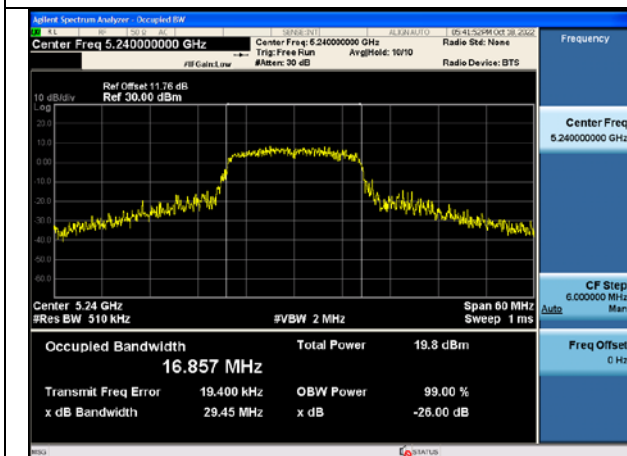
Test Mode: 802.11a



Test Mode:802.11a 5180MHz Chain0

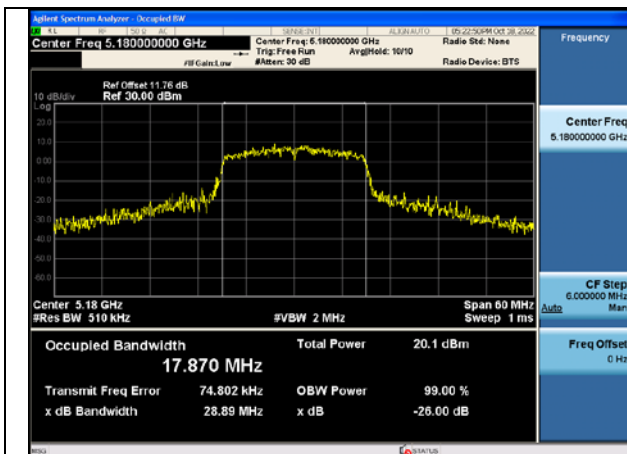


Test Mode:802.11a 5220MHz Chain0

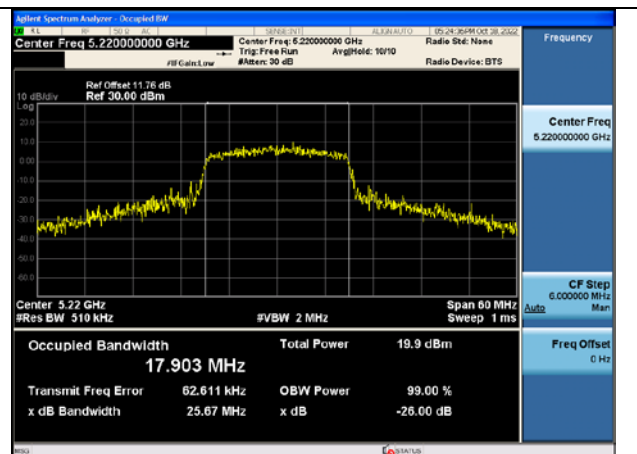


Test Mode:802.11a 5240MHz Chain0

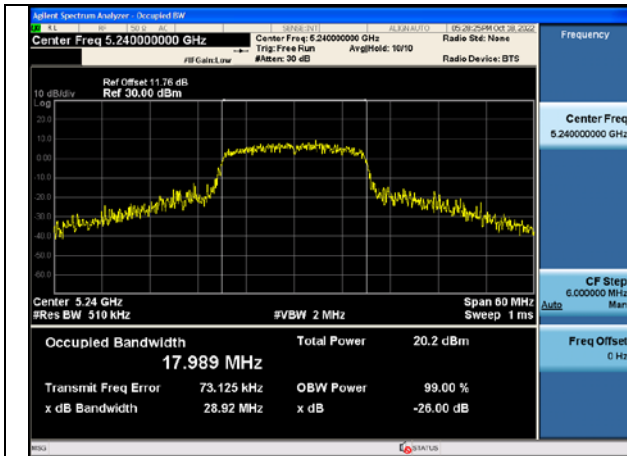
Test Mode: 802.11n HT20



Test Mode:802.11n HT20 5180MHz Chain0

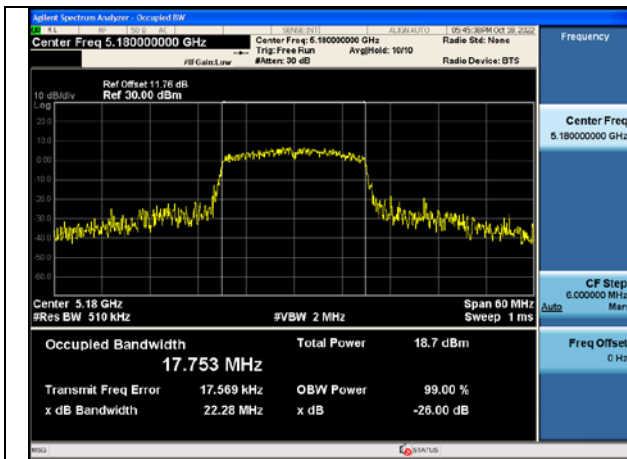


Test Mode:802.11n HT20 5220MHz Chain0

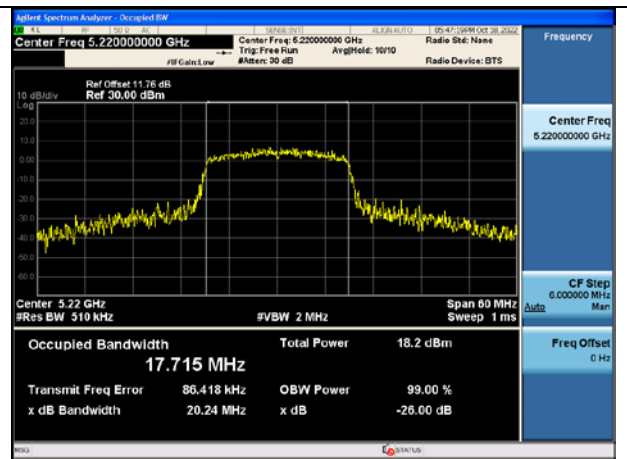


Test Mode:802.11n HT20 5240MHz Chain0

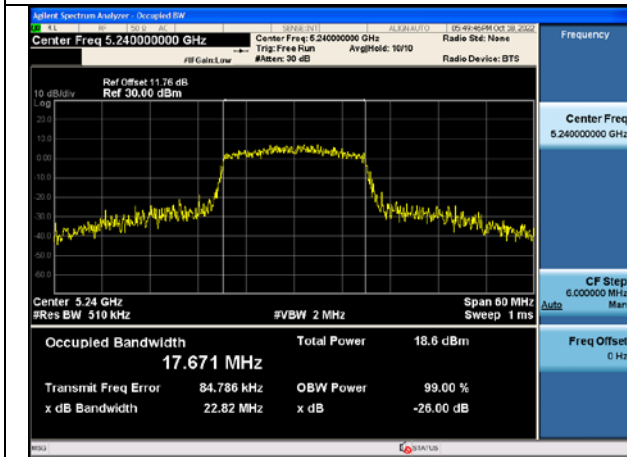
Test Mode: 802.11ac VHT20



Test Mode:802.11ac VHT20 5180MHz Chain0

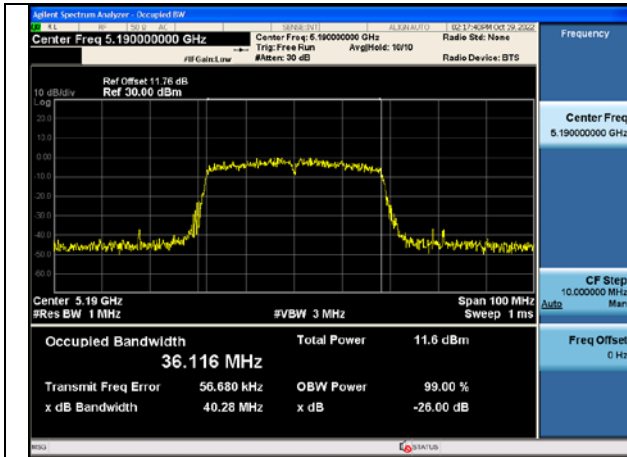


Test Mode:802.11ac VHT20 5220MHz Chain0

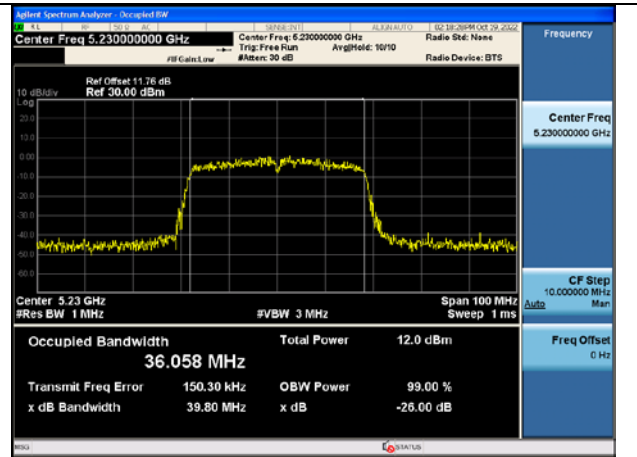


Test Mode:802.11ac VHT20 5240MHz Chain0

Test Mode: 802.11n HT40

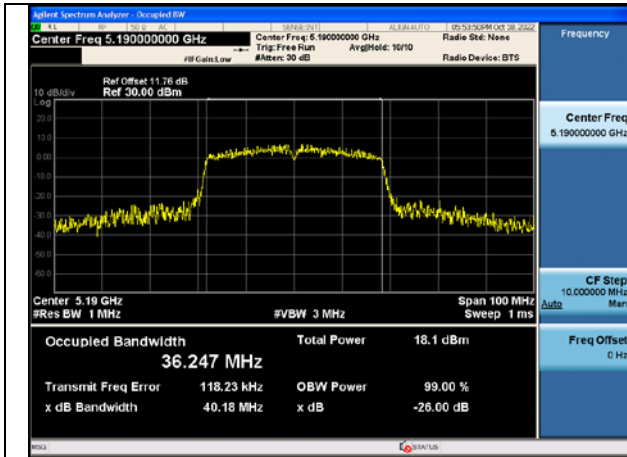


Test Mode:802.11n HT40 5190MHz Chain0

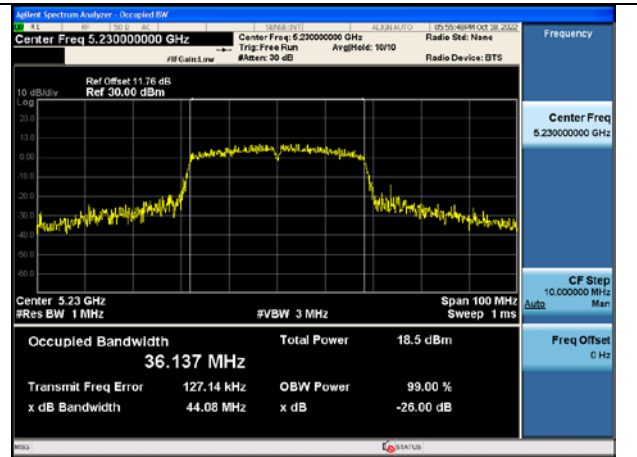


Test Mode:802.11n HT40 5230MHz Chain0

Test Mode: 802.11ac VHT40

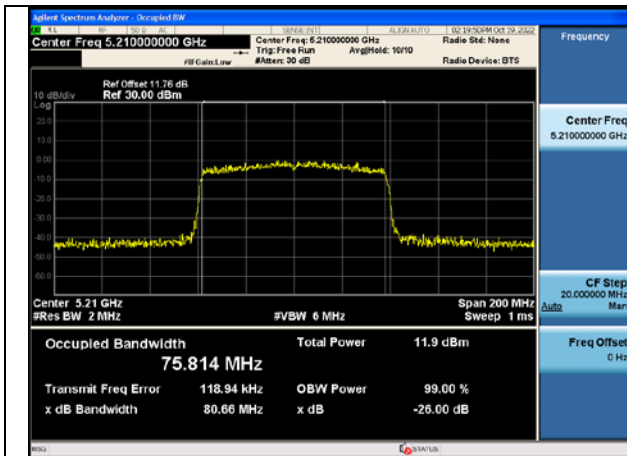


Test Mode:802.11ac VHT40 5190MHz Chain0



Test Mode:802.11ac VHT40 5230MHz Chain0

Test Mode: 802.11ac VHT80



Test Mode:802.11ac VHT80 5210MHz Chain0

Occupied Bandwidth

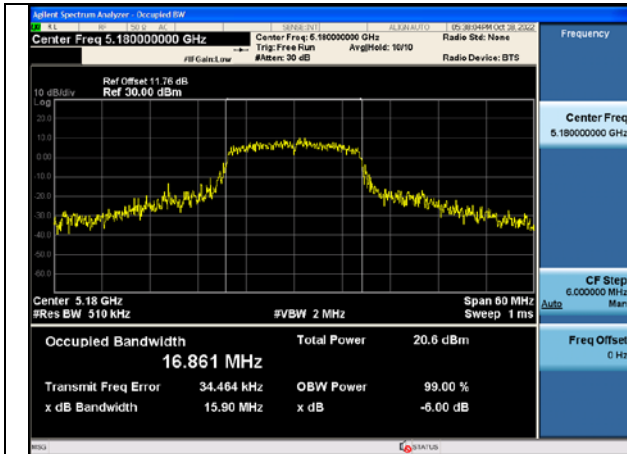
Offset 11.76dB = Attenuator + Temporary antenna connector loss + Cable loss

Test Mode	Antenna	Occupied Bandwidth (MHz)		
		Channel No.554	Channel No.562	Channel No.566
		5180MHz	5220MHz	5240MHz
802.11a	Chain0	16.861	16.775	16.951
802.11n HT20	Chain0	17.875	17.848	17.837
802.11ac VHT20	Chain0	17.662	17.785	17.755

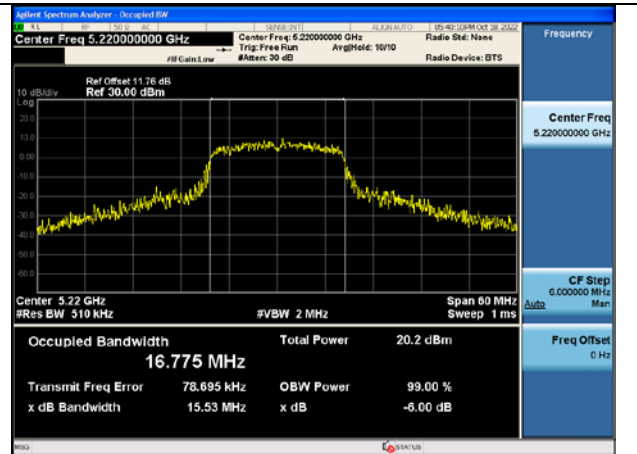
Test Mode	Antenna	Occupied Bandwidth (MHz)		
		Channel No.556	---	Channel No.564
		5190MHz	---	5230MHz
802.11n HT40	Chain0	36.082	---	36.064
802.11ac VHT40	Chain0	36.066	---	36.179

Test Mode	Antenna	Occupied Bandwidth (MHz)		
		Channel No.560	---	---
		5210MHz	---	---
802.11ac VHT80	Chain0	75.707	---	---

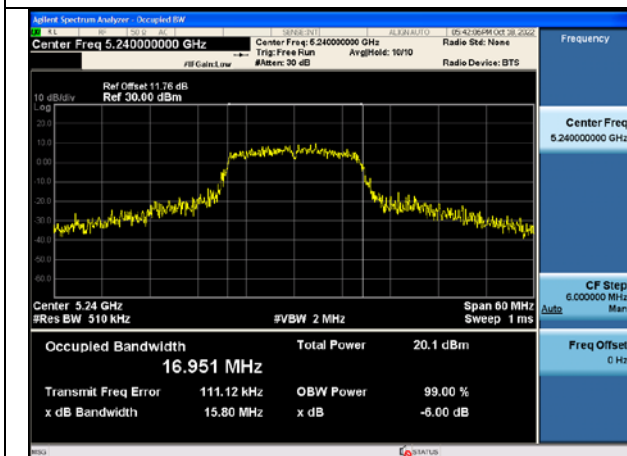
Test Mode: 802.11a



Test Mode:802.11a 5180MHz Chain0

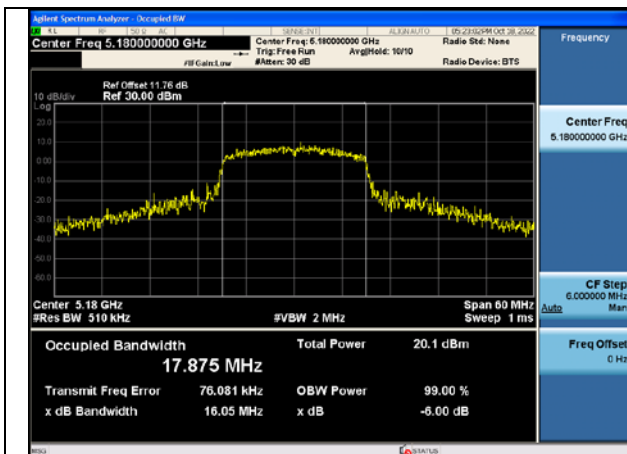


Test Mode:802.11a 5220MHz Chain0

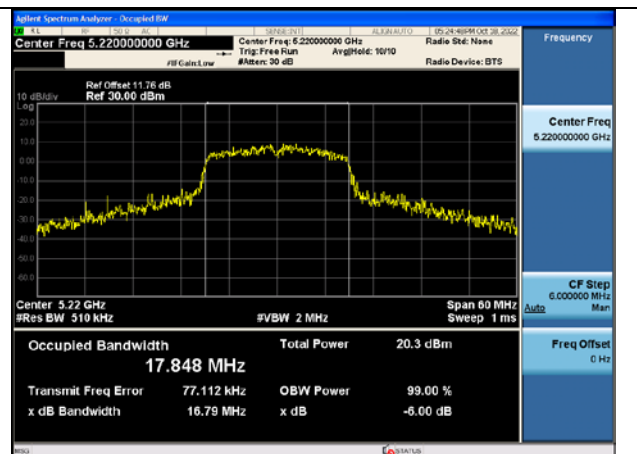


Test Mode:802.11a 5240MHz Chain0

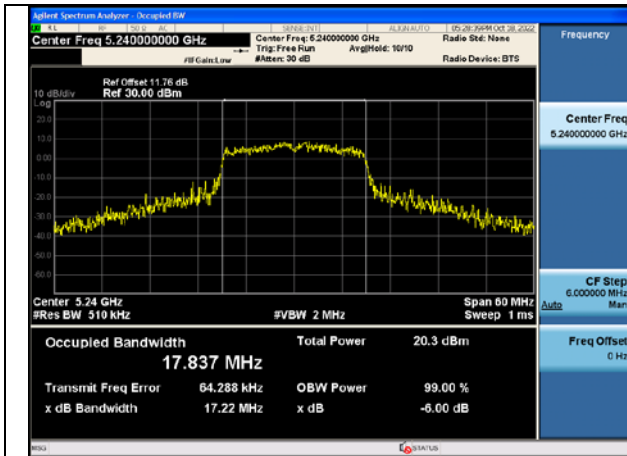
Test Mode: 802.11n HT20



Test Mode:802.11n HT20 5180MHz Chain0

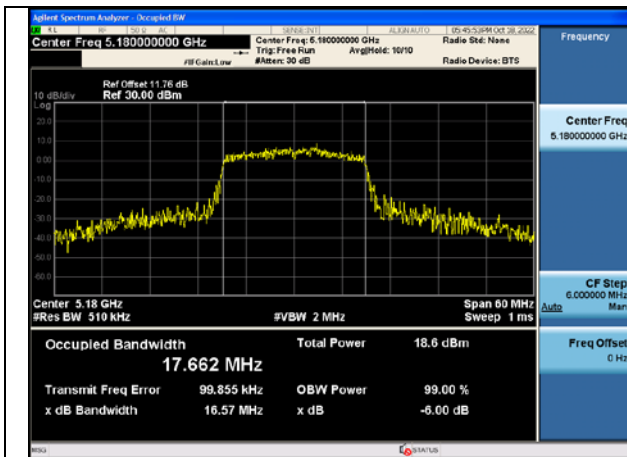


Test Mode:802.11n HT20 5220MHz Chain0

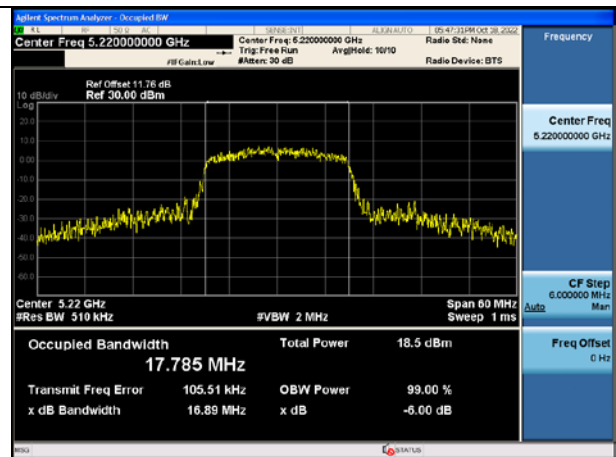


Test Mode:802.11n HT20 5240MHz Chain0

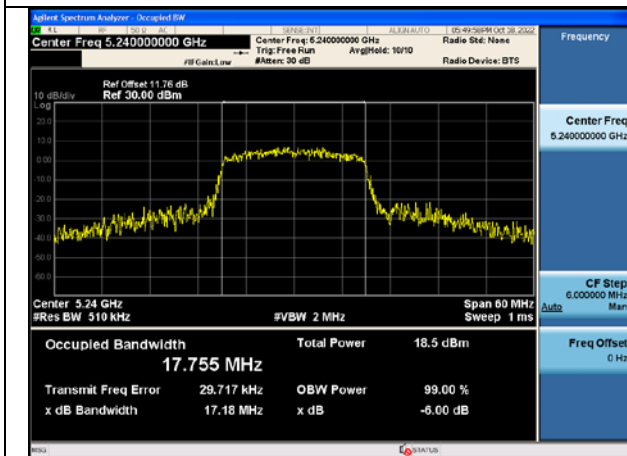
Test Mode: 802.11ac VHT20



Test Mode:802.11ac VHT20 5180MHz Chain0

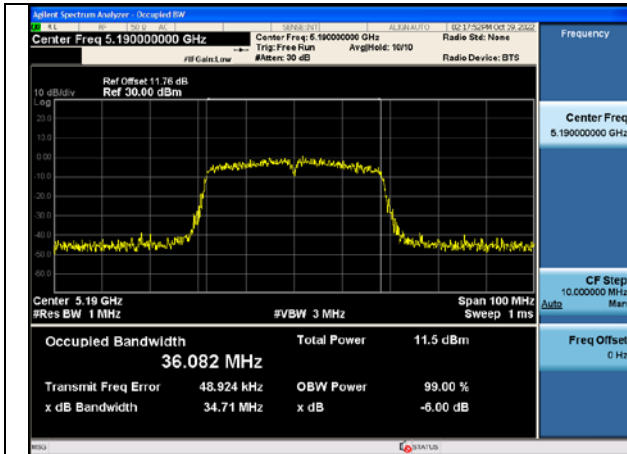


Test Mode:802.11ac VHT20 5220MHz Chain0

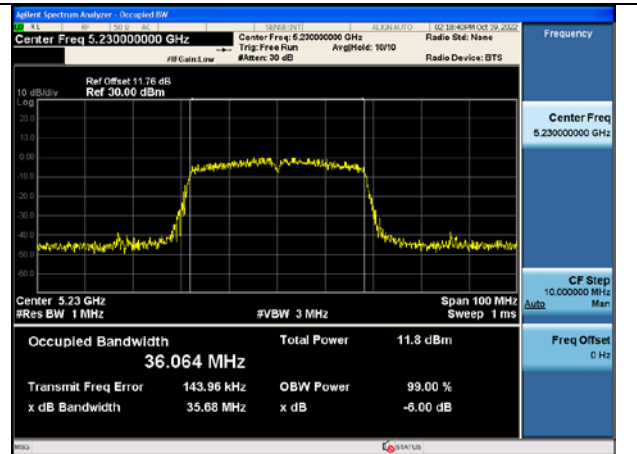


Test Mode:802.11ac VHT20 5240MHz Chain0

Test Mode: 802.11n HT40

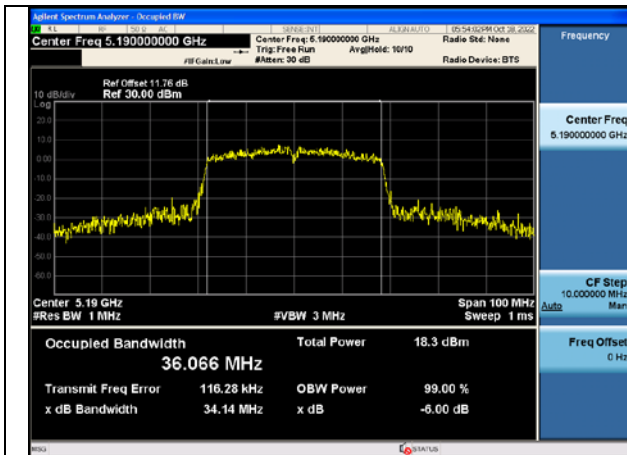


Test Mode:802.11n HT40 5190MHz Chain0

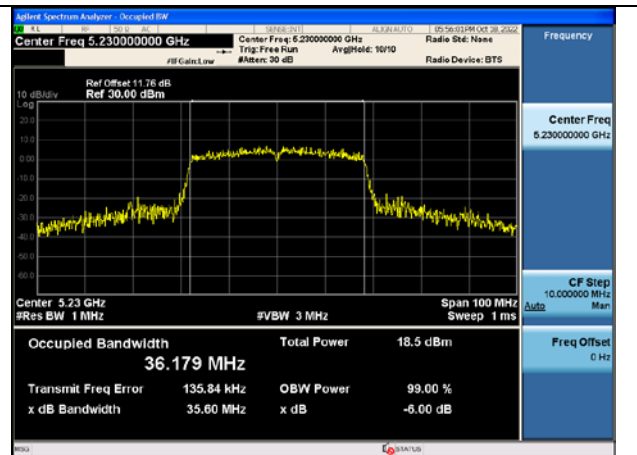


Test Mode:802.11n HT40 5230MHz Chain0

Test Mode: 802.11ac VHT40

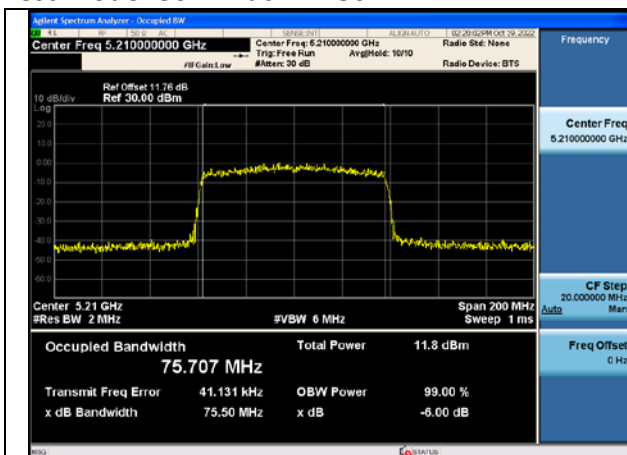


Test Mode:802.11ac VHT40 5190MHz Chain0



Test Mode:802.11ac VHT40 5230MHz Chain0

Test Mode: 802.11ac VHT80



Test Mode:802.11ac VHT80 5210MHz Chain0

Transmitter Power Spectral Density

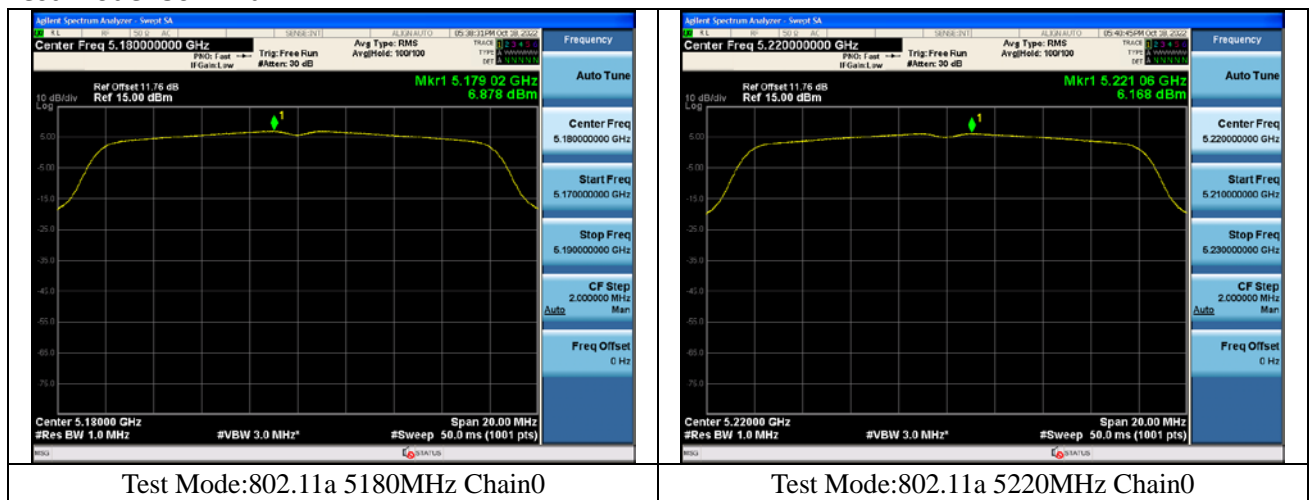
Offset 11.76dB = Attenuator + Temporary antenna connector loss + Cable loss

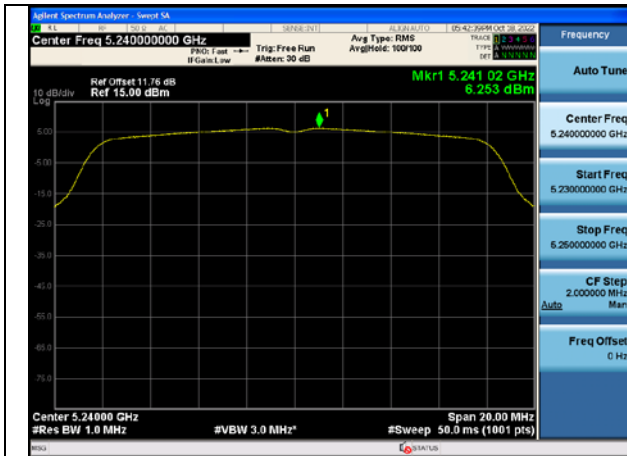
Test Mode	Antenna	Tones	5180MHz		5220MHz		5240MHz	
			Correction Factor(dB)	Power Density (dBm/MHz)	Correction Factor(dB)	Power Density (dBm/MHz)	Correction Factor(dB)	Power Density (dBm/MHz)
802.11a	Chain0	NA	0	6.878		6.168		6.253
802.11n HT20	Chain0	NA	0	6.487		6.252		6.360
802.11ac VHT20	Chain0	NA	0	4.819		4.497		4.599

Test Mode	Antenna	Tones	5190MHz		---		5230MHz	
			Correction Factor(dB)	Power Density (dBm/MHz)	Correction Factor(dB)	Power Density (dBm/MHz)	Correction Factor(dB)	Power Density (dBm/MHz)
802.11n HT40	Chain0	NA	0.12	2.223	---	---		1.569
802.11ac VHT40	Chain0	NA	0.12	1.670	---	---		2.046

Test Mode	Antenna	Tones	5210MHz		---		---	
			Correction Factor(dB)	Power Density (dBm/MHz)	Correction Factor(dB)	Power Density (dBm/MHz)	Correction Factor(dB)	Power Density (dBm/MHz)
802.11ac VHT80	Chain0	NA	0.23	-1.323	---	---	---	---

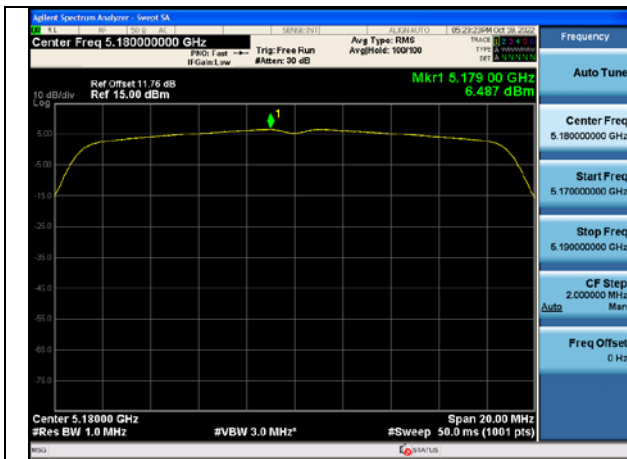
Test Mode: 802.11a



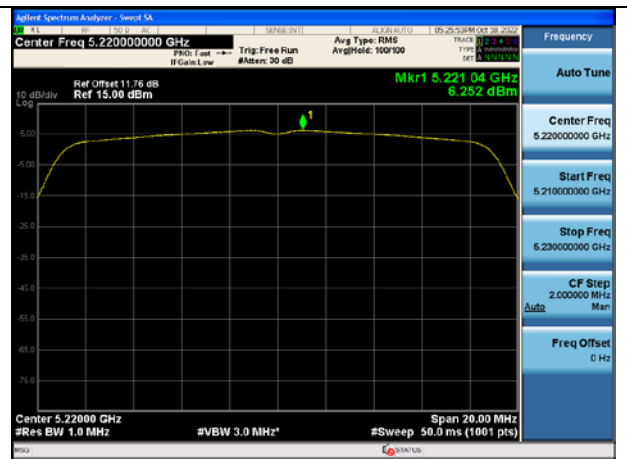


Test Mode:802.11a 5240MHz Chain0

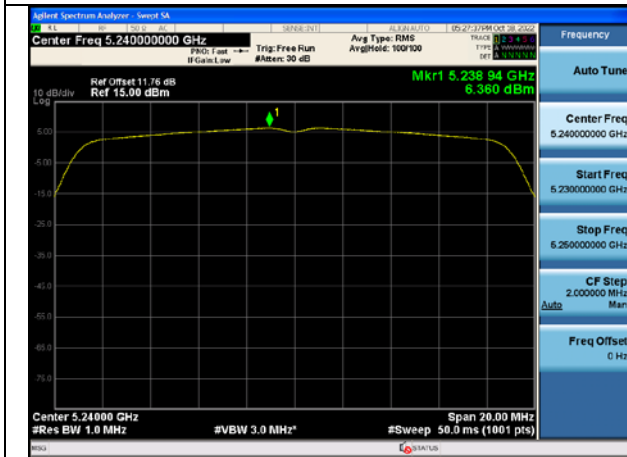
Test Mode: 802.11n HT20



Test Mode:802.11n HT20 5180MHz Chain0

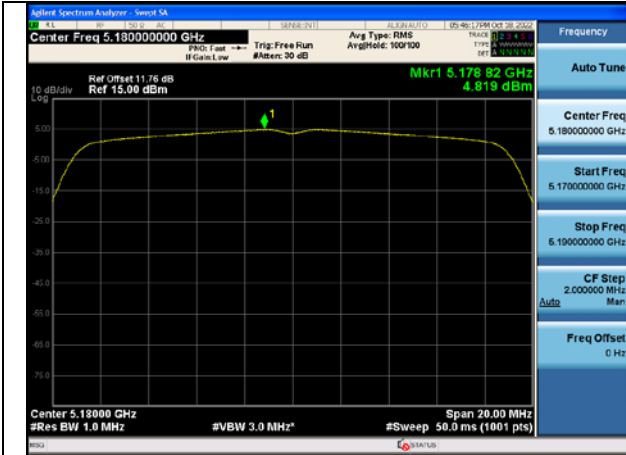


Test Mode:802.11n HT20 5220MHz Chain0



Test Mode:802.11n HT20 5240MHz Chain0

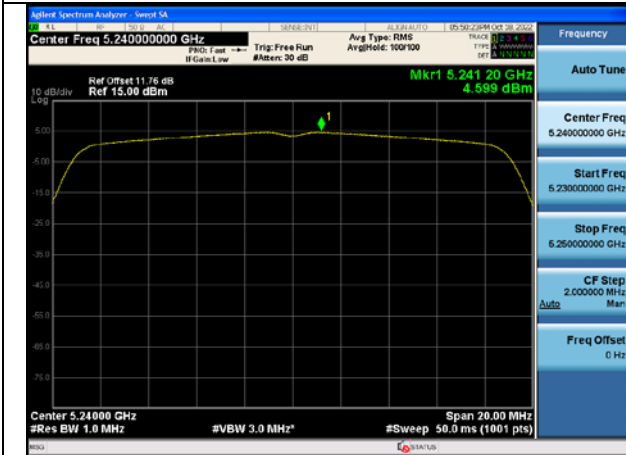
Test Mode: 802.11ac VHT20




Test Mode:802.11ac VHT20 5180MHz Chain0



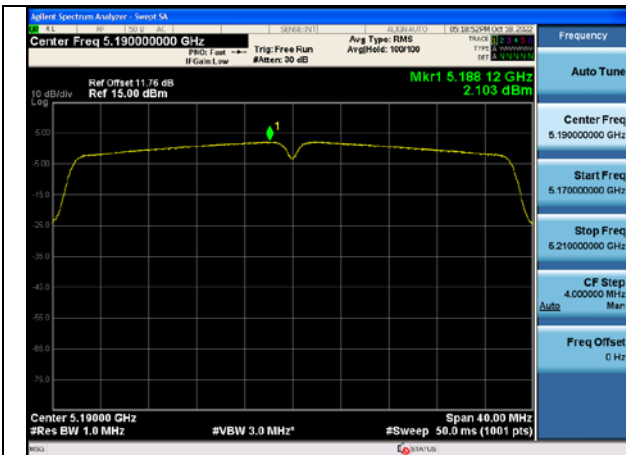
Test Mode:802.11ac VHT20 5220MHz Chain0



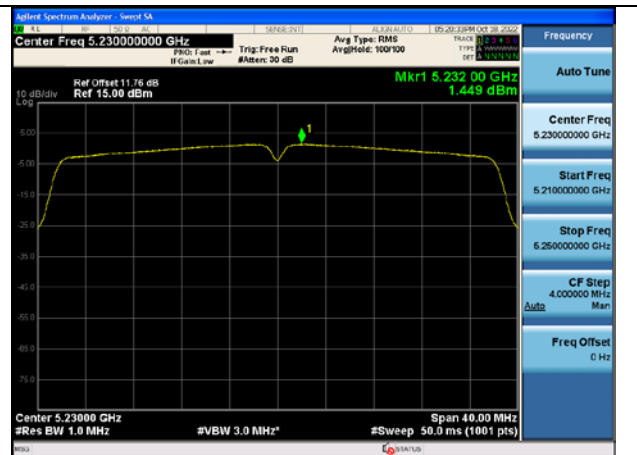
Test Mode:802.11ac VHT20 5240MHz Chain0



Test Mode: 802.11n HT40

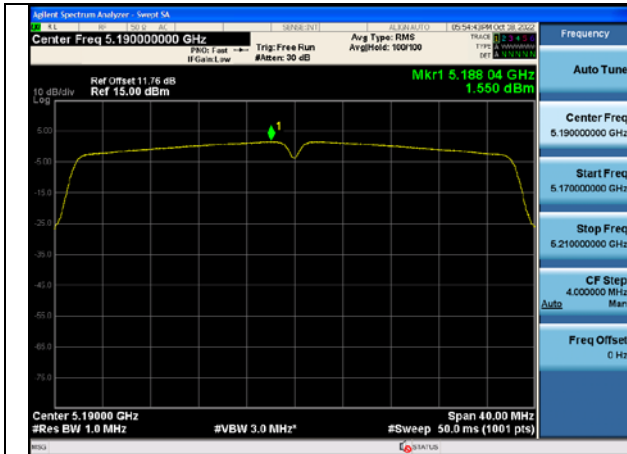


Test Mode:802.11n HT40 5190MHz Chain0



Test Mode:802.11n HT40 5230MHz Chain0

Test Mode: 802.11ac VHT40

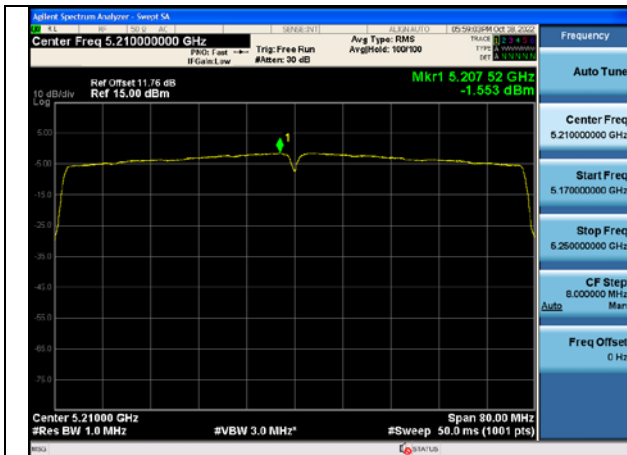


Test Mode:802.11ac VHT40 5190MHz Chain0



Test Mode:802.11ac VHT40 5230MHz Chain0

Test Mode: 802.11ac VHT80



Test Mode:802.11ac VHT80 5210MHz Chain0