

ANNEX A GRAPH RESULTS

GSM850 Head ANT0

Date: 4/28/2022

Electronics: DAE4 Sn777

Medium: H835

Medium parameters used (interpolated): $f = 836.6$ MHz; $\sigma = 0.862$ S/m; $\epsilon_r = 43.581$; $\rho = 1000$ kg/m³

Ambient Temperature: 23.3°C Liquid Temperature: 22.5°C

Communication System: UID 0, GSM850 (0) Frequency: 836.6 MHz Duty Cycle: 1:8.30042

Probe: EX3DV4 - SN7600 ConvF(10.74, 10.74, 10.74)

Area Scan (81x141x1): Interpolated grid: dx=1.500 mm, dy=1.500 mm

Maximum value of SAR (interpolated) = 0.167 W/kg

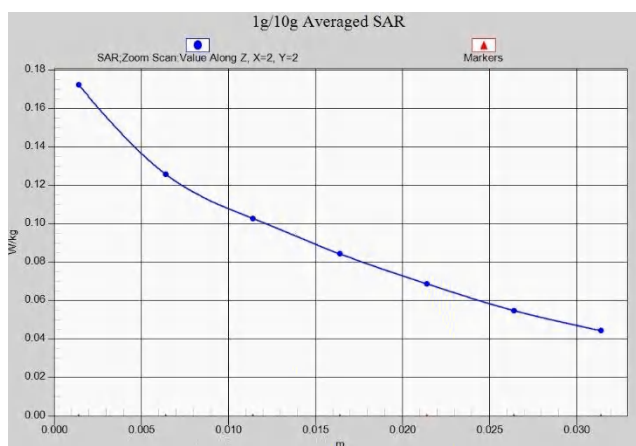

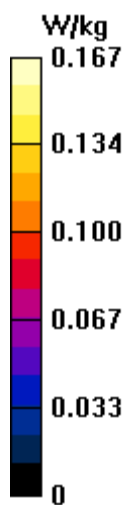
Zoom Scan (5x5x7)/Cube 0: Measurement grid: dx=8mm, dy=8mm, dz=5mm

Reference Value = 5.766 V/m; Power Drift = -0.03 dB

Peak SAR (extrapolated) = 0.193 W/kg

SAR(1 g) = 0.137 W/kg; SAR(10 g) = 0.104 W/kg

Maximum value of SAR (measured) = 0.172 W/kg



GSM850 Body 10mm ANTO

Date: 4/28/2022

Electronics: DAE4 Sn777

Medium: H835

Medium parameters used (interpolated): $f = 848.8$ MHz; $\sigma = 0.867$ S/m; $\epsilon_r = 43.545$; $\rho = 1000$ kg/m³

Ambient Temperature: 23.3°C Liquid Temperature: 22.5°C

Communication System: UID 0, GSM850 3TX (0) Frequency: 848.8 MHz Duty Cycle: 1:2.66993

Probe: EX3DV4 - SN7600 ConvF(10.74, 10.74, 10.74)

Area Scan (81x141x1): Interpolated grid: dx=1.500 mm, dy=1.500 mm

Maximum value of SAR (interpolated) = 0.310 W/kg

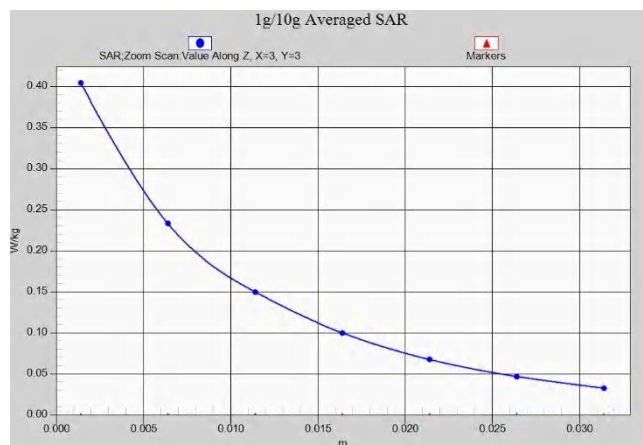
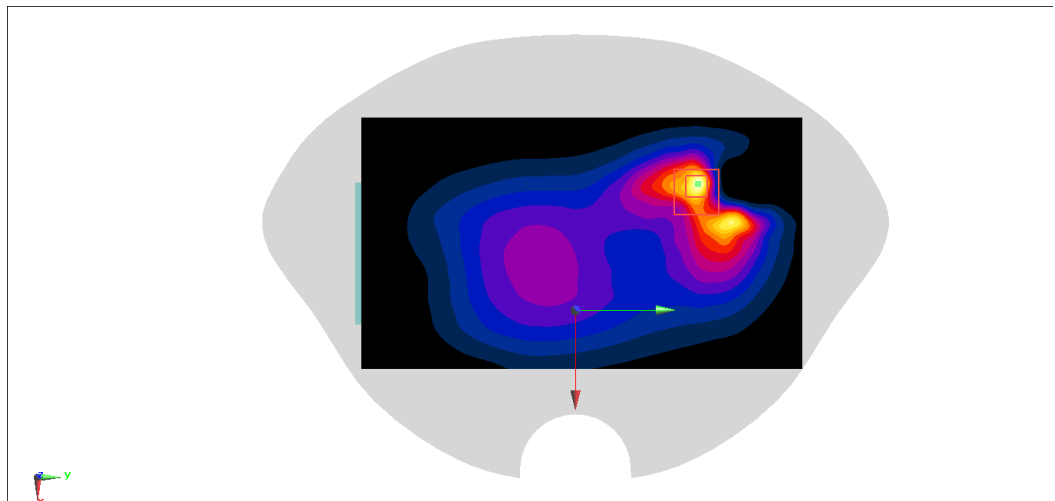
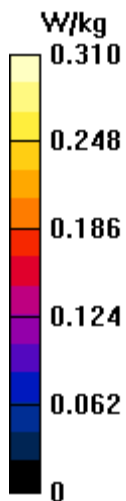
Zoom Scan (6x7x7)/Cube 0: Measurement grid: dx=8mm, dy=8mm, dz=5mm

Reference Value = 10.38 V/m; Power Drift = 0.17 dB

Peak SAR (extrapolated) = 0.497 W/kg

SAR(1 g) = 0.281 W/kg; SAR(10 g) = 0.175 W/kg

Maximum value of SAR (measured) = 0.404 W/kg



GSM850 Body 15mm ANT0

Date: 4/28/2022

Electronics: DAE4 Sn777

Medium: H835

Medium parameters used (interpolated): $f = 848.8$ MHz; $\sigma = 0.867$ S/m; $\epsilon_r = 43.545$; $\rho = 1000$ kg/m³

Ambient Temperature: 23.3°C Liquid Temperature: 22.5°C

Communication System: UID 0, GSM850 3TX (0) Frequency: 848.8 MHz Duty Cycle: 1:2.66993

Probe: EX3DV4 - SN7600 ConvF(10.74, 10.74, 10.74)

Area Scan (81x141x1): Interpolated grid: dx=1.500 mm, dy=1.500 mm

Maximum value of SAR (interpolated) = 0.171 W/kg

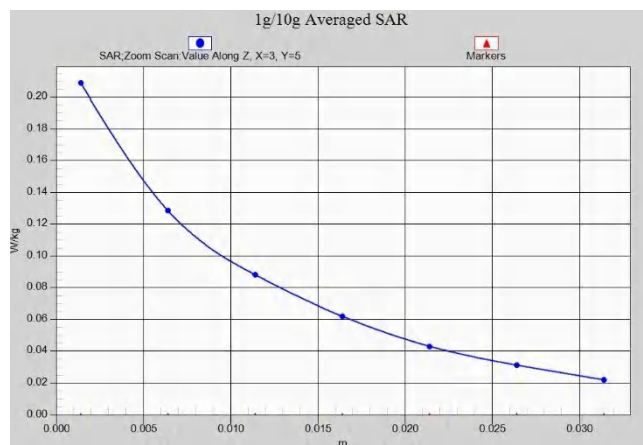
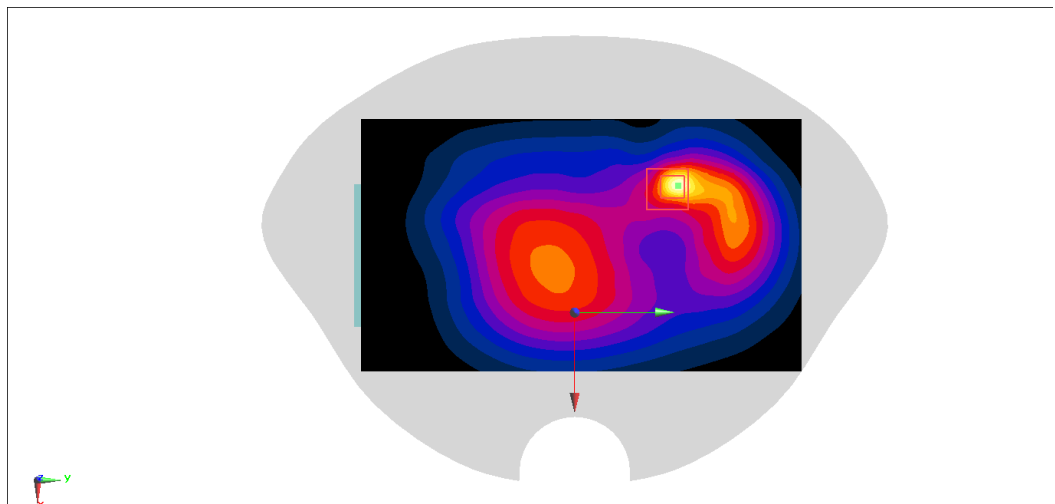
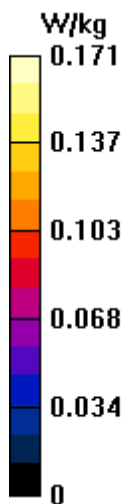
Zoom Scan (6x8x7)/Cube 0: Measurement grid: dx=8mm, dy=8mm, dz=5mm

Reference Value = 10.62 V/m; Power Drift = 0.11 dB

Peak SAR (extrapolated) = 0.252 W/kg

SAR(1 g) = 0.154 W/kg; SAR(10 g) = 0.102 W/kg

Maximum value of SAR (measured) = 0.209 W/kg



GSM1900 Head ANT1

Date: 5/1/2022

Electronics: DAE4 Sn777

Medium: H1900

Medium parameters used (interpolated): $f = 1850.2$ MHz; $\sigma = 1.388$ S/m; $\epsilon_r = 41.334$; $\rho = 1000$ kg/m³

Ambient Temperature: 23.3°C Liquid Temperature: 22.5°C

Communication System: UID 0, GSM1900 (PCS) (0) Frequency: 1850.2 MHz Duty Cycle: 1:8.30042

Probe: EX3DV4 - SN7600 ConvF(8.54, 8.54, 8.54)

Area Scan (81x141x1): Interpolated grid: dx=1.500 mm, dy=1.500 mm

Maximum value of SAR (interpolated) = 0.143 W/kg

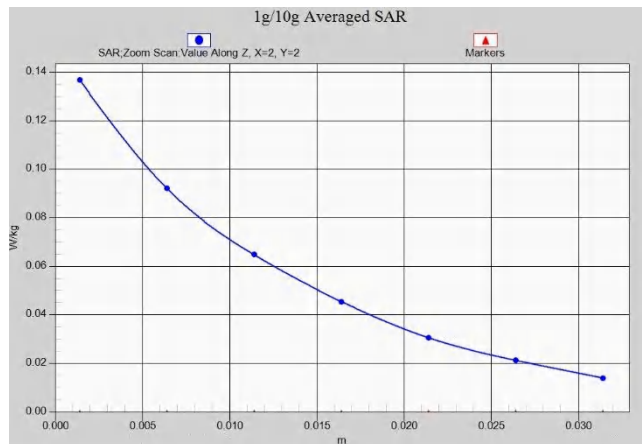
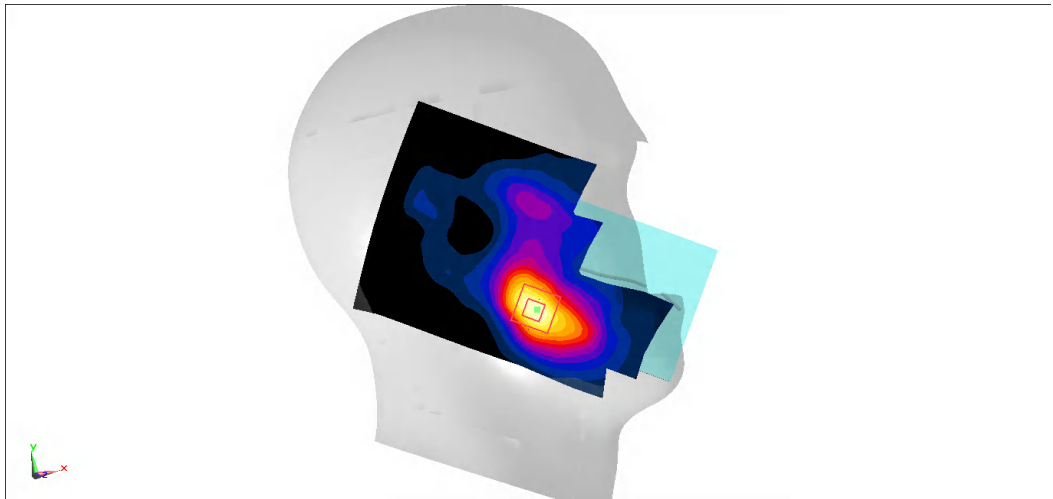
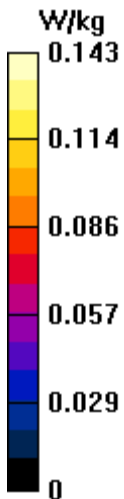
Zoom Scan (5x5x7)/Cube 0: Measurement grid: dx=8mm, dy=8mm, dz=5mm

Reference Value = 3.999 V/m; Power Drift = -0.04 dB

Peak SAR (extrapolated) = 0.156 W/kg

SAR(1 g) = 0.102 W/kg; SAR(10 g) = 0.065 W/kg

Maximum value of SAR (measured) = 0.137 W/kg



GSM1900 Body 10mm ANT1

Date: 5/1/2022

Electronics: DAE4 Sn777

Medium: H1900

Medium parameters used: $f = 1910$ MHz; $\sigma = 1.428$ S/m; $\epsilon_r = 41.258$; $\rho = 1000$ kg/m³

Ambient Temperature: 23.3°C Liquid Temperature: 22.5°C

Communication System: UID 0, GSM1900 (PCS) (0) Frequency: 1909.8 MHz Duty Cycle: 1:8.30042

Probe: EX3DV4 - SN7600 ConvF(8.54, 8.54, 8.54)

Area Scan (81x141x1): Interpolated grid: dx=1.500 mm, dy=1.500 mm

Maximum value of SAR (interpolated) = 0.601 W/kg

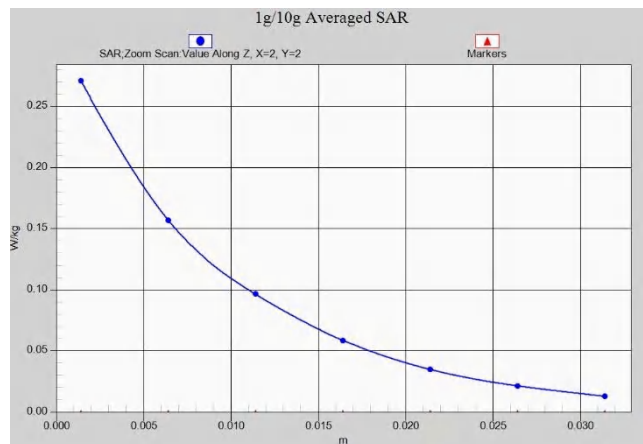
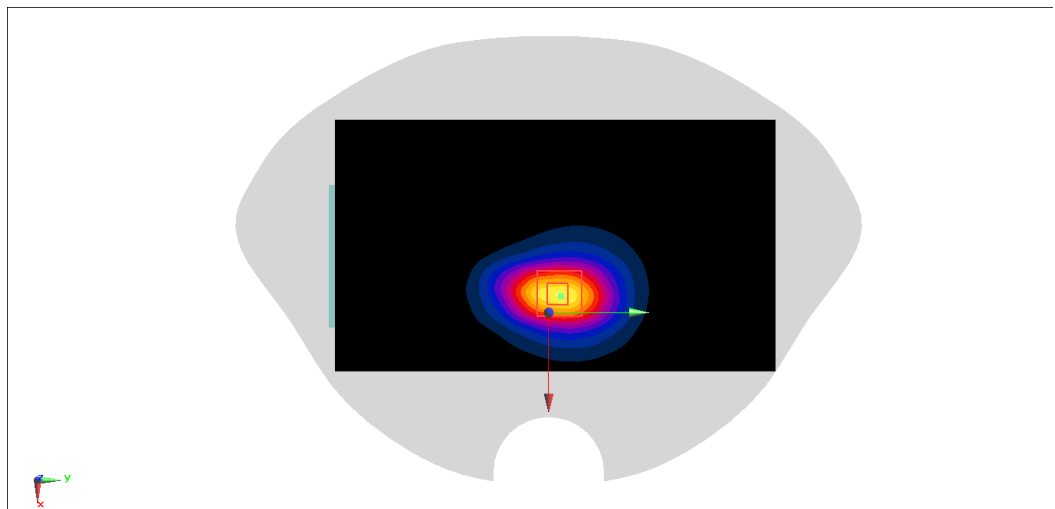
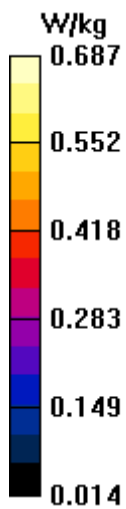
Zoom Scan (5x5x7)/Cube 0: Measurement grid: dx=8mm, dy=8mm, dz=5mm

Reference Value = 16.07 V/m; Power Drift = -0.18 dB

Peak SAR (extrapolated) = 0.834 W/kg

SAR(1 g) = 0.463 W/kg; SAR(10 g) = 0.259 W/kg

Maximum value of SAR (measured) = 0.687 W/kg



GSM1900 Body 15mm ANT1

Date: 5/1/2022

Electronics: DAE4 Sn777

Medium: H1900

Medium parameters used: $f = 1910$ MHz; $\sigma = 1.428$ S/m; $\epsilon_r = 41.258$; $\rho = 1000$ kg/m³

Ambient Temperature: 23.3°C Liquid Temperature: 22.5°C

Communication System: UID 0, GSM1900 (PCS) (0) Frequency: 1909.8 MHz Duty Cycle: 1:8.30042

Probe: EX3DV4 - SN7600 ConvF(8.54, 8.54, 8.54)

Area Scan (81x141x1): Interpolated grid: dx=1.500 mm, dy=1.500 mm

Maximum value of SAR (interpolated) = 0.254 W/kg

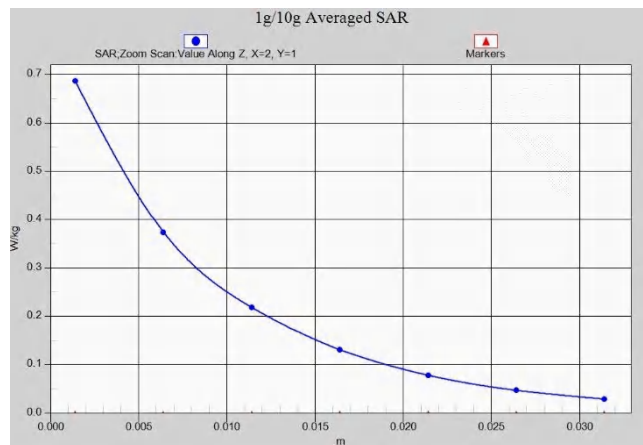
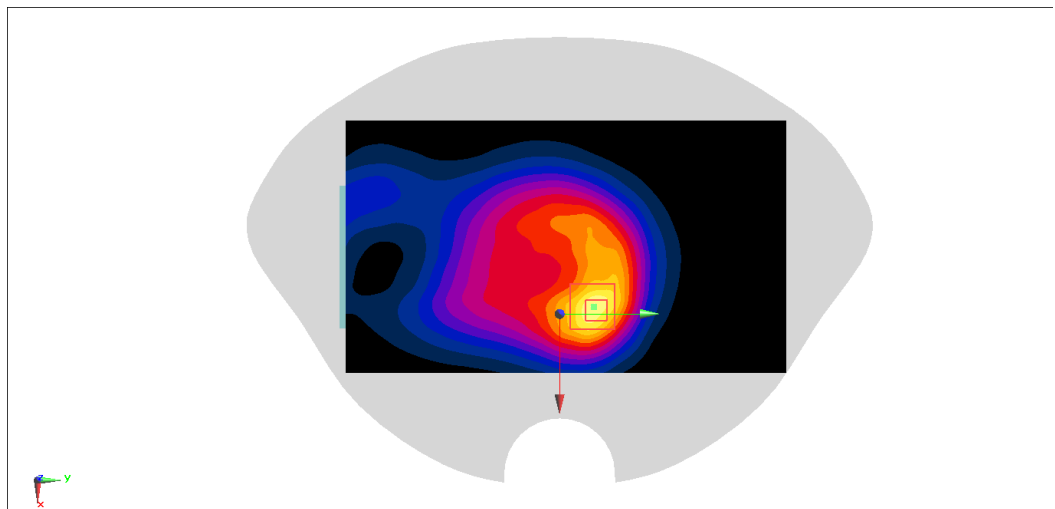
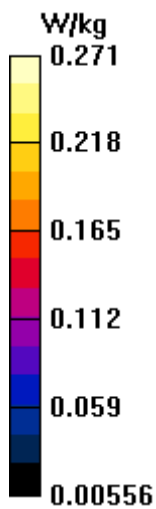
Zoom Scan (5x5x7)/Cube 0: Measurement grid: dx=8mm, dy=8mm, dz=5mm

Reference Value = 9.266 V/m; Power Drift = 0.15 dB

Peak SAR (extrapolated) = 0.326 W/kg

SAR(1 g) = 0.190 W/kg; SAR(10 g) = 0.113 W/kg

Maximum value of SAR (measured) = 0.271 W/kg



W1900 Head ANT1

Date: 5/1/2022

Electronics: DAE4 Sn777

Medium: H1900

Medium parameters used: $f = 1880$ MHz; $\sigma = 1.407$ S/m; $\epsilon_r = 41.298$; $\rho = 1000$ kg/m³

Ambient Temperature: 23.3°C Liquid Temperature: 22.5°C

Communication System: UID 0, WCDMA1900(B2) (0) Frequency: 1880 MHz Duty Cycle: 1:1

Probe: EX3DV4 - SN7600 ConvF(8.54, 8.54, 8.54)

Area Scan (81x141x1): Interpolated grid: dx=1.500 mm, dy=1.500 mm

Maximum value of SAR (interpolated) = 0.172 W/kg

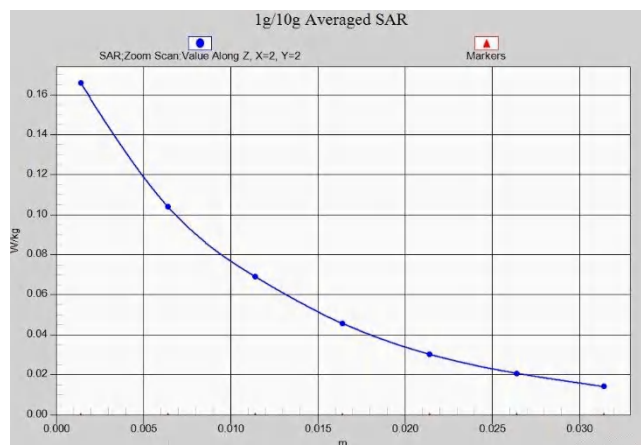
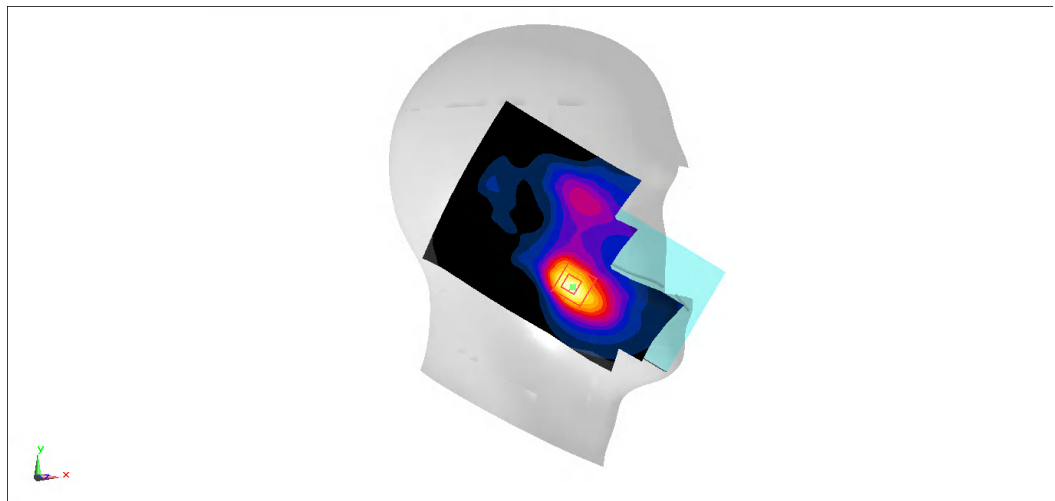
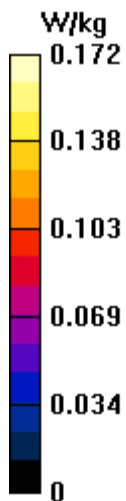
Zoom Scan (5x5x7)/Cube 0: Measurement grid: dx=8mm, dy=8mm, dz=5mm

Reference Value = 3.972 V/m; Power Drift = 0.17 dB

Peak SAR (extrapolated) = 0.192 W/kg

SAR(1 g) = 0.117 W/kg; SAR(10 g) = 0.071 W/kg

Maximum value of SAR (measured) = 0.166 W/kg



W1900 Body 10mm ANT1

Date: 5/1/2022

Electronics: DAE4 Sn777

Medium: H1900

Medium parameters used (interpolated): $f = 1907.6$ MHz; $\sigma = 1.426$ S/m; $\epsilon_r = 41.262$; $\rho = 1000$ kg/m³

Ambient Temperature: 23.3°C Liquid Temperature: 22.5°C

Communication System: UID 0, WCDMA1900(B2) (0) Frequency: 1907.6 MHz Duty Cycle: 1:1

Probe: EX3DV4 - SN7600 ConvF(8.54, 8.54, 8.54)

Area Scan (81x141x1): Interpolated grid: dx=1.500 mm, dy=1.500 mm

Maximum value of SAR (interpolated) = 0.599 W/kg

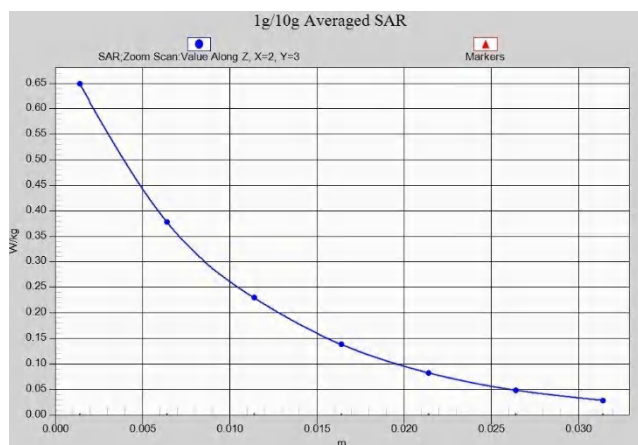
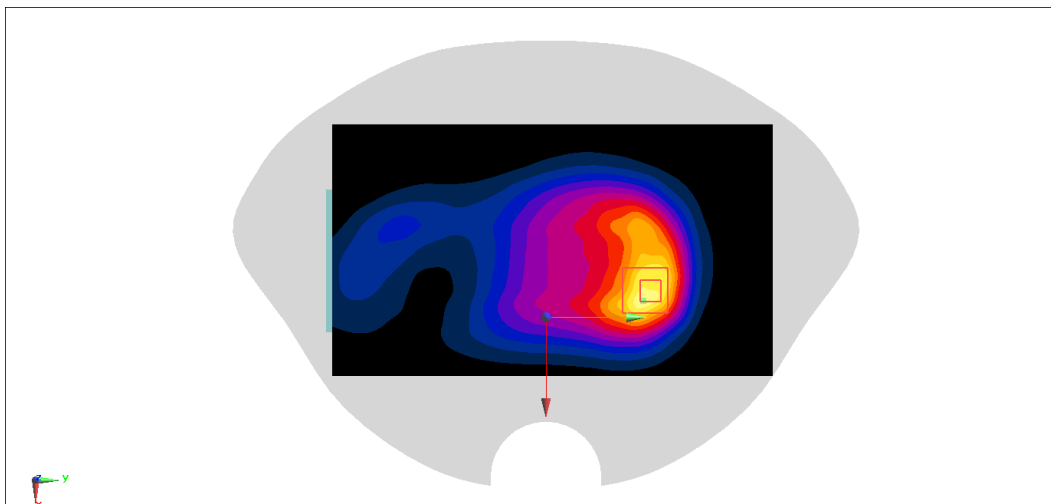
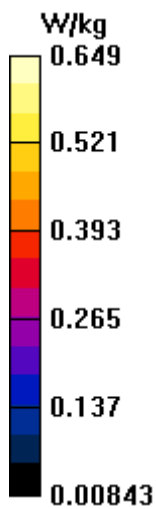
Zoom Scan (5x6x7)/Cube 0: Measurement grid: dx=8mm, dy=8mm, dz=5mm

Reference Value = 12.48 V/m; Power Drift = 0.17 dB

Peak SAR (extrapolated) = 0.821 W/kg

SAR(1 g) = 0.461 W/kg; SAR(10 g) = 0.269 W/kg

Maximum value of SAR (measured) = 0.649 W/kg



W1900 Body 15mm ANT1

Date: 5/1/2022

Electronics: DAE4 Sn777

Medium: H1900

Medium parameters used (interpolated): $f = 1907.6$ MHz; $\sigma = 1.426$ S/m; $\epsilon_r = 41.262$; $\rho = 1000$ kg/m³

Ambient Temperature: 23.3°C Liquid Temperature: 22.5°C

Communication System: UID 0, WCDMA1900(B2) (0) Frequency: 1907.6 MHz Duty Cycle: 1:1

Probe: EX3DV4 - SN7600 ConvF(8.54, 8.54, 8.54)

Area Scan (81x141x1): Interpolated grid: dx=1.500 mm, dy=1.500 mm

Maximum value of SAR (interpolated) = 0.379 W/kg

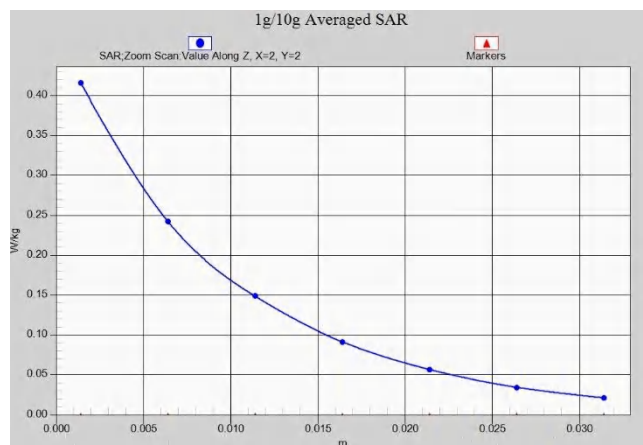
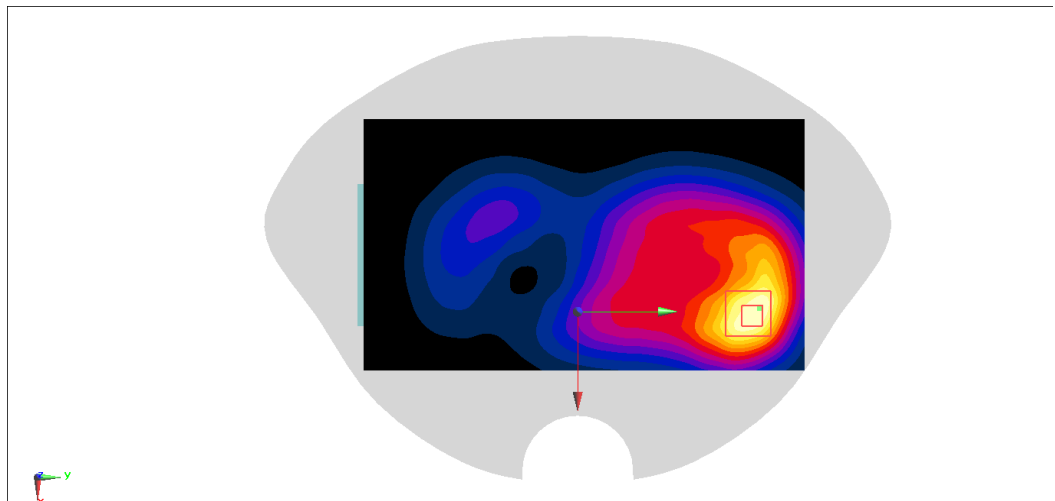
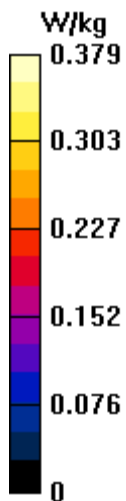
Zoom Scan (6x6x7)/Cube 0: Measurement grid: dx=8mm, dy=8mm, dz=5mm

Reference Value = 6.855 V/m; Power Drift = 0.14 dB

Peak SAR (extrapolated) = 0.503 W/kg

SAR(1 g) = 0.294 W/kg; SAR(10 g) = 0.175 W/kg

Maximum value of SAR (measured) = 0.416 W/kg



W850 Head ANTO

Date: 4/28/2022

Electronics: DAE4 Sn777

Medium: H835

Medium parameters used (interpolated): $f = 836.6$ MHz; $\sigma = 0.862$ S/m; $\epsilon_r = 43.581$; $\rho = 1000$ kg/m³

Ambient Temperature: 23.3°C Liquid Temperature: 22.5°C

Communication System: UID 0, WCDMA850(B5) (0) Frequency: 836.6 MHz Duty Cycle: 1:1

Probe: EX3DV4 - SN7600 ConvF(10.74, 10.74, 10.74)

Area Scan (81x141x1): Interpolated grid: dx=1.500 mm, dy=1.500 mm

Maximum value of SAR (interpolated) = 0.270 W/kg

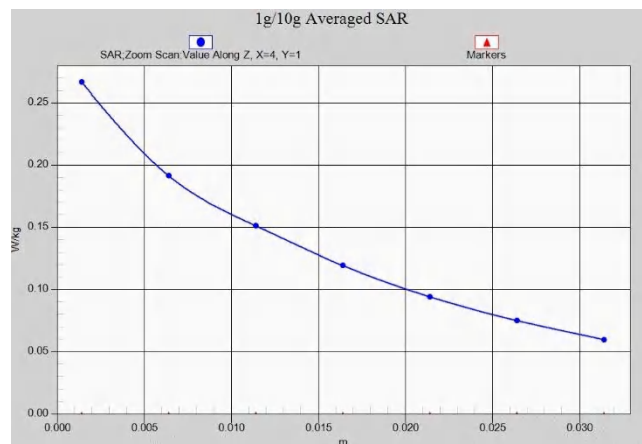
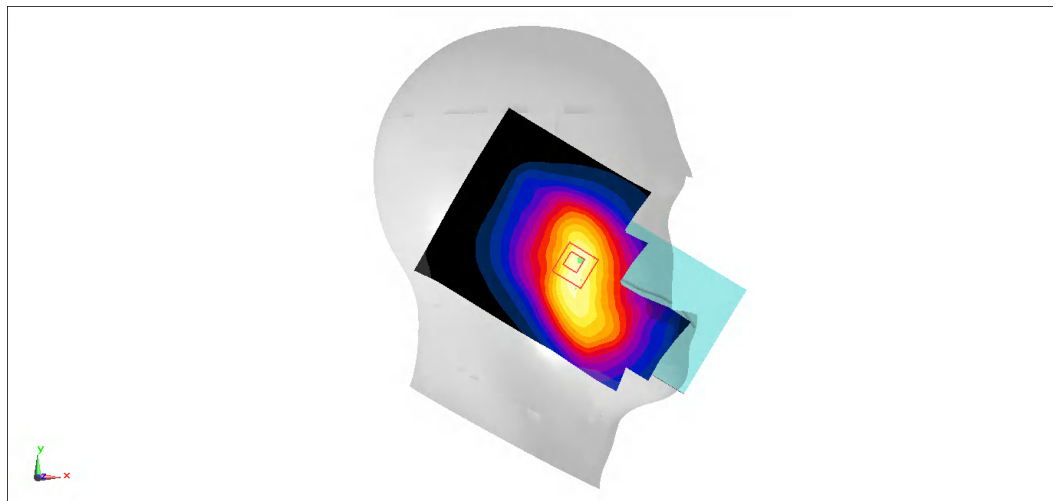
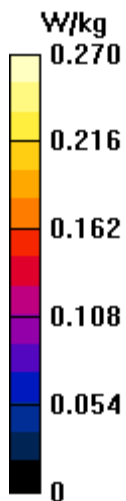
Zoom Scan (5x5x7)/Cube 0: Measurement grid: dx=8mm, dy=8mm, dz=5mm

Reference Value = 6.971 V/m; Power Drift = -0.07 dB

Peak SAR (extrapolated) = 0.305 W/kg

SAR(1 g) = 0.219 W/kg; SAR(10 g) = 0.167 W/kg

Maximum value of SAR (measured) = 0.267 W/kg



W850 Body 10mm ANT0

Date: 4/28/2022

Electronics: DAE4 Sn777

Medium: H835

Medium parameters used (interpolated): $f = 846.6$ MHz; $\sigma = 0.866$ S/m; $\epsilon_r = 43.551$; $\rho = 1000$ kg/m³

Ambient Temperature: 23.3°C Liquid Temperature: 22.5°C

Communication System: UID 0, WCDMA850(B5) (0) Frequency: 846.6 MHz Duty Cycle: 1:1

Probe: EX3DV4 - SN7600 ConvF(10.74, 10.74, 10.74)

Area Scan (81x141x1): Interpolated grid: dx=1.500 mm, dy=1.500 mm

Maximum value of SAR (interpolated) = 0.448 W/kg

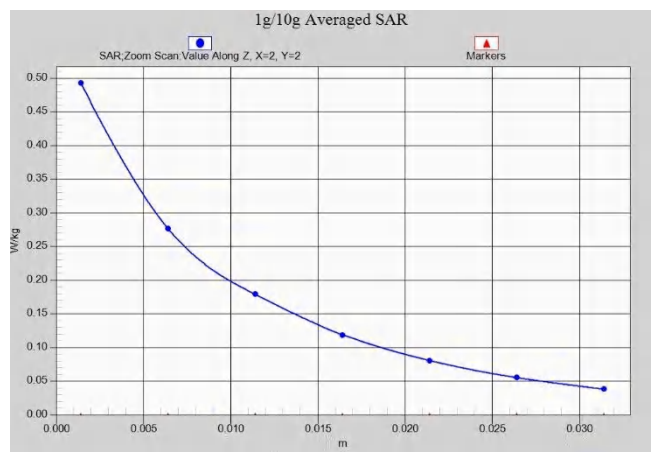
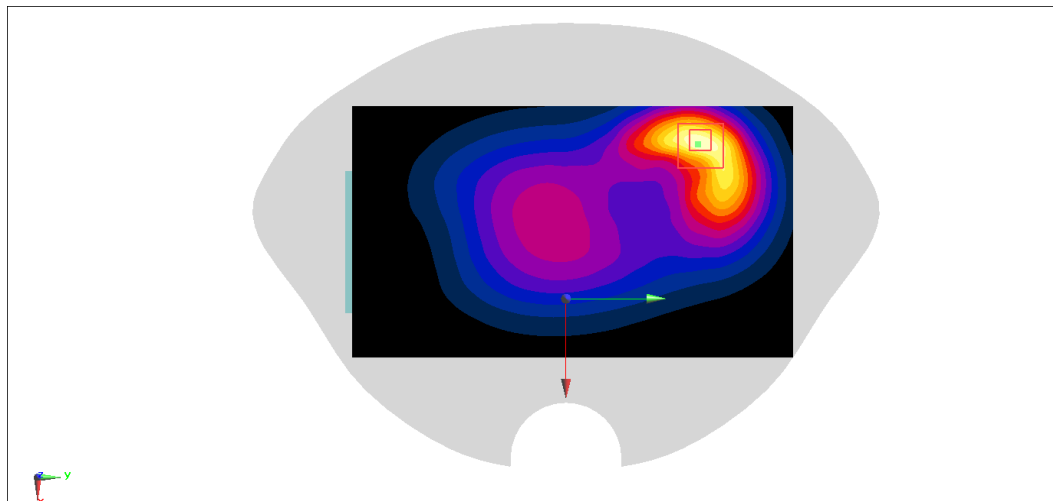
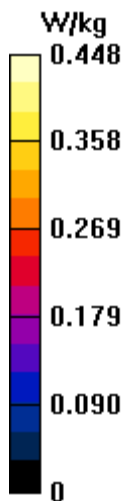
Zoom Scan (5x5x7)/Cube 0: Measurement grid: dx=8mm, dy=8mm, dz=5mm

Reference Value = 13.57 V/m; Power Drift = 0.12 dB

Peak SAR (extrapolated) = 0.590 W/kg

SAR(1 g) = 0.331 W/kg; SAR(10 g) = 0.204 W/kg

Maximum value of SAR (measured) = 0.493 W/kg



W850 Body 15mm ANT0

Date: 4/28/2022

Electronics: DAE4 Sn777

Medium: H835

Medium parameters used (interpolated): $f = 846.6$ MHz; $\sigma = 0.866$ S/m; $\epsilon_r = 43.551$; $\rho = 1000$ kg/m³

Ambient Temperature: 23.3°C Liquid Temperature: 22.5°C

Communication System: UID 0, WCDMA850(B5) (0) Frequency: 846.6 MHz Duty Cycle: 1:1

Probe: EX3DV4 - SN7600 ConvF(10.74, 10.74, 10.74)

Area Scan (81x141x1): Interpolated grid: dx=1.500 mm, dy=1.500 mm

Maximum value of SAR (interpolated) = 0.215 W/kg

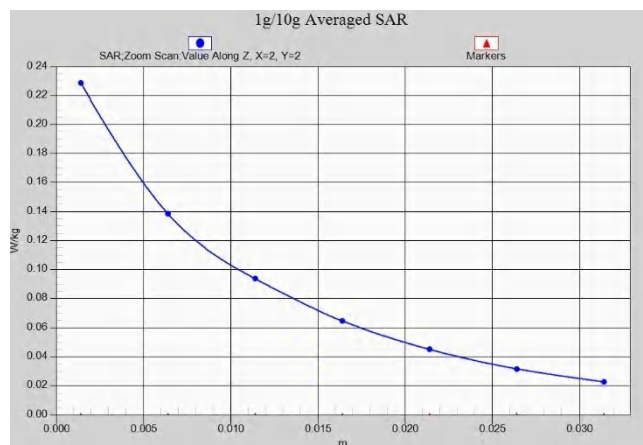
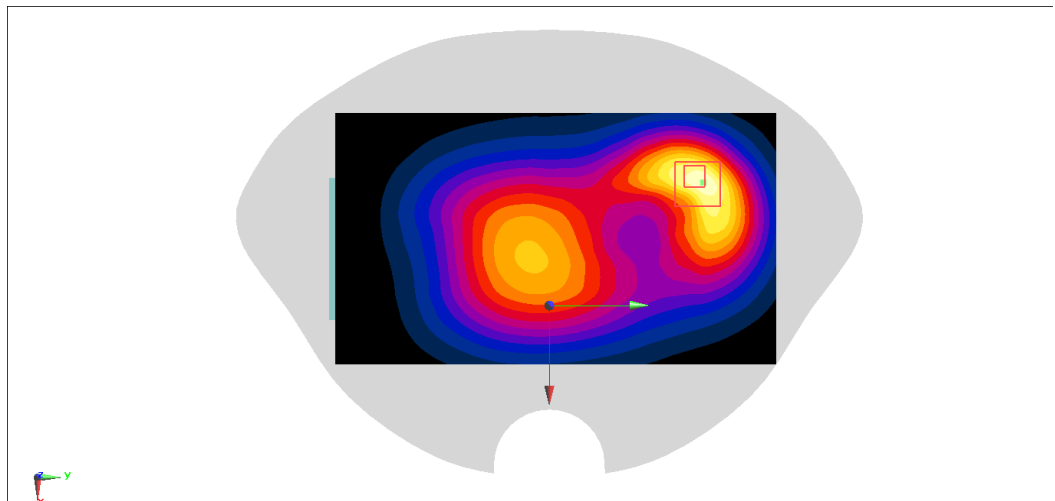
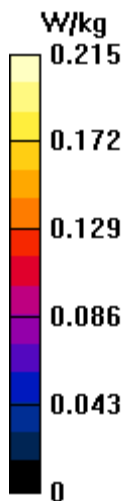
Zoom Scan (5x5x7)/Cube 0: Measurement grid: dx=8mm, dy=8mm, dz=5mm

Reference Value = 12.72 V/m; Power Drift = 0.12 dB

Peak SAR (extrapolated) = 0.270 W/kg

SAR(1 g) = 0.165 W/kg; SAR(10 g) = 0.108 W/kg

Maximum value of SAR (measured) = 0.229 W/kg



LTE B5 Head ANT0

Date: 4/28/2022

Electronics: DAE4 Sn777

Medium: H835

Medium parameters used (interpolated): $f = 829$ MHz; $\sigma = 0.859$ S/m; $\epsilon_r = 43.607$; $\rho = 1000$ kg/m³

Ambient Temperature: 23.3°C Liquid Temperature: 22.5°C

Communication System: UID 0, LTE Band5 (0) Frequency: 829 MHz Duty Cycle: 1:1

Probe: EX3DV4 - SN7600 ConvF(10.74, 10.74, 10.74)

Area Scan (101x171x1): Interpolated grid: $dx=1.200$ mm, $dy=1.200$ mm

Maximum value of SAR (interpolated) = 0.233 W/kg

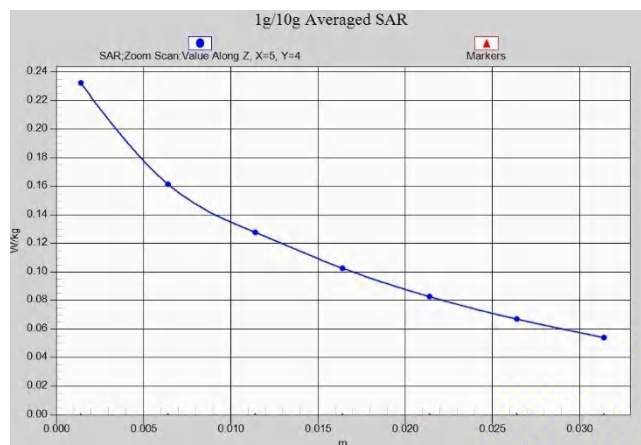
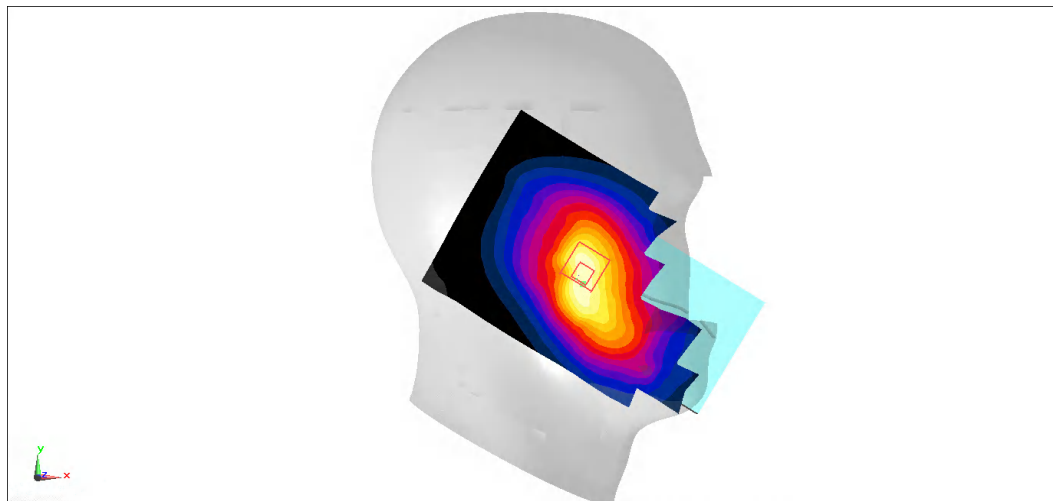
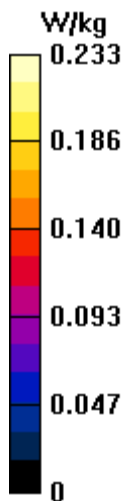
Zoom Scan (9x8x7)/Cube 0: Measurement grid: $dx=5$ mm, $dy=5$ mm, $dz=5$ mm

Reference Value = 6.427 V/m; Power Drift = 0.18 dB

Peak SAR (extrapolated) = 0.267 W/kg

SAR(1 g) = 0.185 W/kg; SAR(10 g) = 0.140 W/kg

Maximum value of SAR (measured) = 0.232 W/kg



LTE B5 Body 10mm ANT0

Date: 4/28/2022

Electronics: DAE4 Sn777

Medium: H835

Medium parameters used (interpolated): $f = 829$ MHz; $\sigma = 0.859$ S/m; $\epsilon_r = 43.607$; $\rho = 1000$ kg/m³

Ambient Temperature: 23.3°C Liquid Temperature: 22.5°C

Communication System: UID 0, LTE Band5 (0) Frequency: 829 MHz Duty Cycle: 1:1

Probe: EX3DV4 - SN7600 ConvF(10.74, 10.74, 10.74)

Area Scan (81x141x1): Interpolated grid: dx=1.500 mm, dy=1.500 mm

Maximum value of SAR (interpolated) = 0.280 W/kg

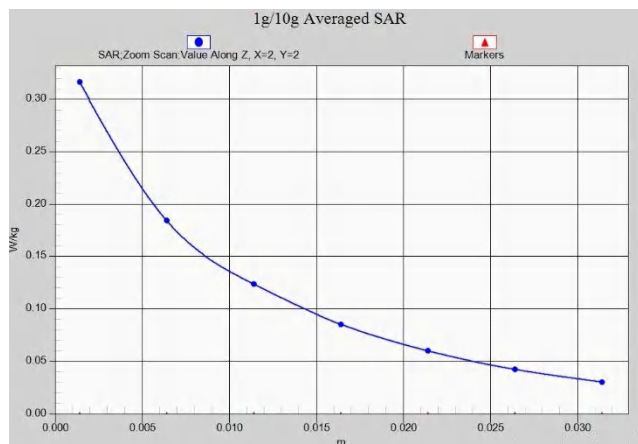
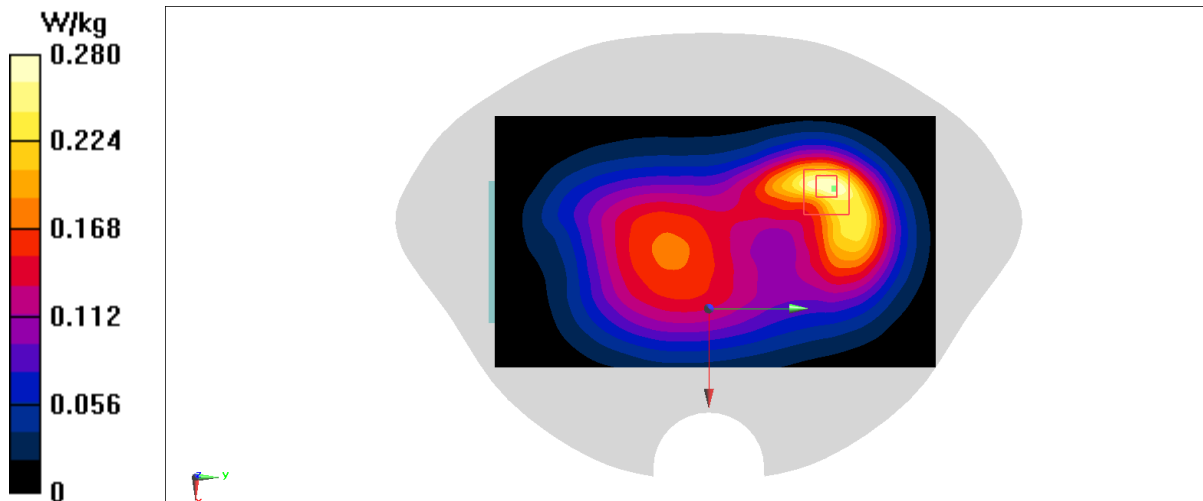
Zoom Scan (5x6x7)/Cube 0: Measurement grid: dx=8mm, dy=8mm, dz=5mm

Reference Value = 13.14 V/m; Power Drift = -0.11 dB

Peak SAR (extrapolated) = 0.377 W/kg

SAR(1 g) = 0.217 W/kg; SAR(10 g) = 0.137 W/kg

Maximum value of SAR (measured) = 0.316 W/kg



LTE B5 Body 15mm ANT0

Date: 4/28/2022

Electronics: DAE4 Sn777

Medium: H835

Medium parameters used (interpolated): $f = 829$ MHz; $\sigma = 0.859$ S/m; $\epsilon_r = 43.607$; $\rho = 1000$ kg/m³

Ambient Temperature: 23.3°C Liquid Temperature: 22.5°C

Communication System: UID 0, LTE Band5 (0) Frequency: 829 MHz Duty Cycle: 1:1

Probe: EX3DV4 - SN7600 ConvF(10.74, 10.74, 10.74)

Area Scan (81x141x1): Interpolated grid: dx=1.500 mm, dy=1.500 mm

Maximum value of SAR (interpolated) = 0.168 W/kg

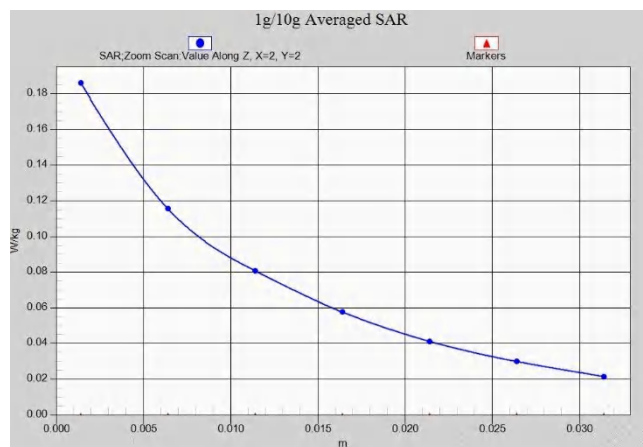
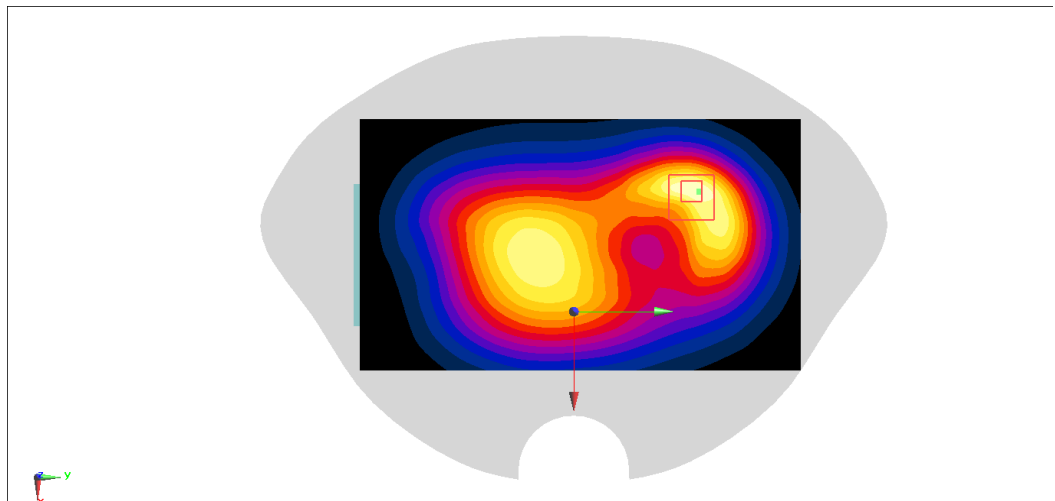
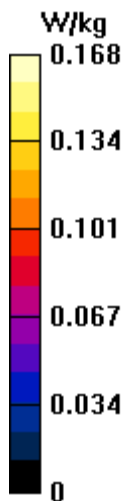
Zoom Scan (5x6x7)/Cube 0: Measurement grid: dx=8mm, dy=8mm, dz=5mm

Reference Value = 12.17 V/m; Power Drift = 0.13 dB

Peak SAR (extrapolated) = 0.218 W/kg

SAR(1 g) = 0.134 W/kg; SAR(10 g) = 0.089 W/kg

Maximum value of SAR (measured) = 0.186 W/kg



LTE B7 Head ANT1

Date: 5/3/2022

Electronics: DAE4 Sn777

Medium: H2600

Medium parameters used: $f = 2560$ MHz; $\sigma = 1.928$ S/m; $\epsilon_r = 40.254$; $\rho = 1000$ kg/m³

Ambient Temperature: 23.3°C Liquid Temperature: 22.5°C

Communication System: UID 0, LTE Band7 (0) Frequency: 2560 MHz Duty Cycle: 1:1

Probe: EX3DV4 - SN7600 ConvF(7.62, 7.62, 7.62)

Area Scan (101x171x1): Interpolated grid: dx=1.200 mm, dy=1.200 mm

Maximum value of SAR (interpolated) = 0.144 W/kg

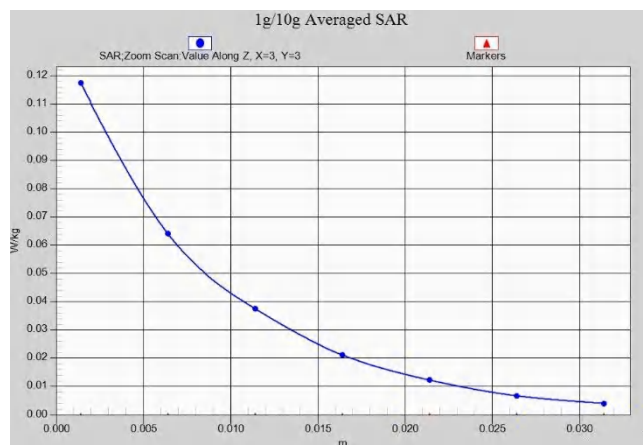
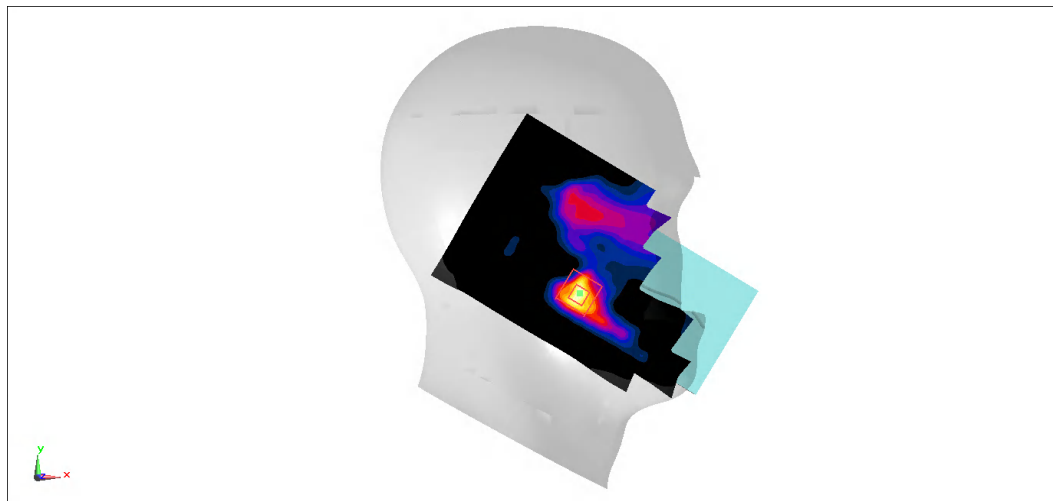
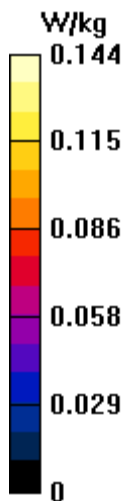
Zoom Scan (7x7x7)/Cube 0: Measurement grid: dx=5mm, dy=5mm, dz=5mm

Reference Value = 1.329 V/m; Power Drift = 0.14 dB

Peak SAR (extrapolated) = 0.146 W/kg

SAR(1 g) = 0.075 W/kg; SAR(10 g) = 0.037 W/kg

Maximum value of SAR (measured) = 0.117 W/kg



LTE B7 Body 10mm ANT1

Date: 5/3/2022

Electronics: DAE4 Sn777

Medium: H2600

Medium parameters used: $f = 2510$ MHz; $\sigma = 1.883$ S/m; $\epsilon_r = 40.358$; $\rho = 1000$ kg/m³

Ambient Temperature: 23.3°C Liquid Temperature: 22.5°C

Communication System: UID 0, LTE Band7 (0) Frequency: 2510 MHz Duty Cycle: 1:1

Probe: EX3DV4 - SN7600 ConvF(7.82, 7.82, 7.82)

Area Scan (81x141x1): Interpolated grid: dx=1.200 mm, dy=1.200 mm

Maximum value of SAR (interpolated) = 0.193 W/kg

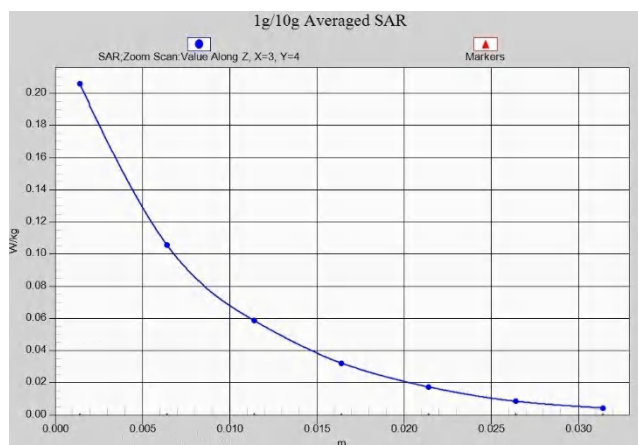
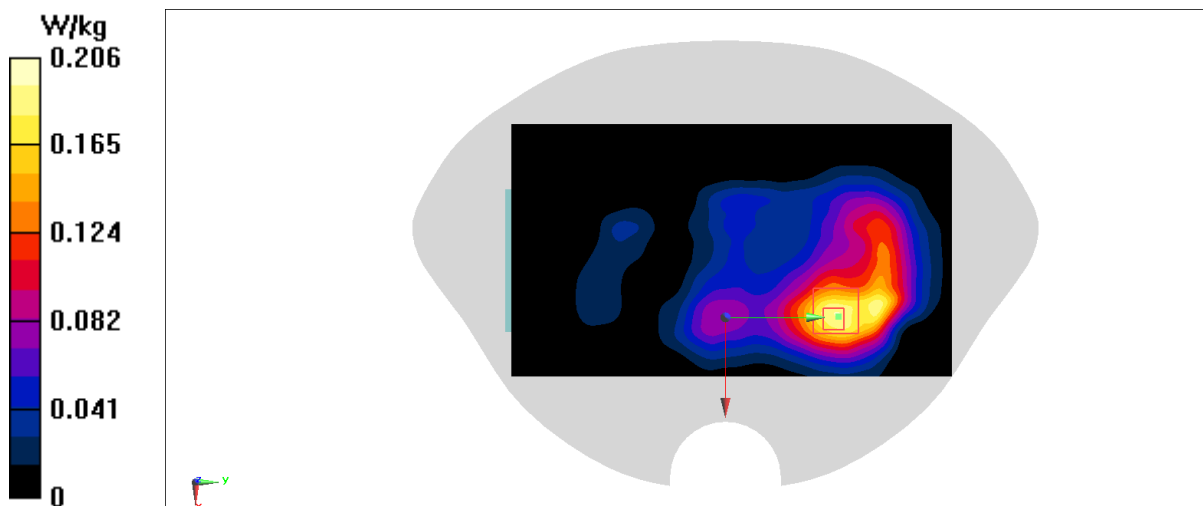
Zoom Scan (6x7x7)/Cube 0: Measurement grid: dx=5mm, dy=5mm, dz=5mm

Reference Value = 5.262 V/m; Power Drift = -0.17 dB

Peak SAR (extrapolated) = 0.313 W/kg

SAR(1 g) = 0.145 W/kg; SAR(10 g) = 0.076 W/kg

Maximum value of SAR (measured) = 0.206 W/kg



LTE B7 Body 15mm ANT1

Date: 5/3/2022

Electronics: DAE4 Sn777

Medium: H2600

Medium parameters used: $f = 2560$ MHz; $\sigma = 1.928$ S/m; $\epsilon_r = 40.254$; $\rho = 1000$ kg/m³

Ambient Temperature: 23.3°C Liquid Temperature: 22.5°C

Communication System: UID 0, LTE Band7 (0) Frequency: 2560 MHz Duty Cycle: 1:1

Probe: EX3DV4 - SN7600 ConvF(7.62, 7.62, 7.62)

Area Scan (81x141x1): Interpolated grid: dx=1.200 mm, dy=1.200 mm

Maximum value of SAR (interpolated) = 0.173 W/kg

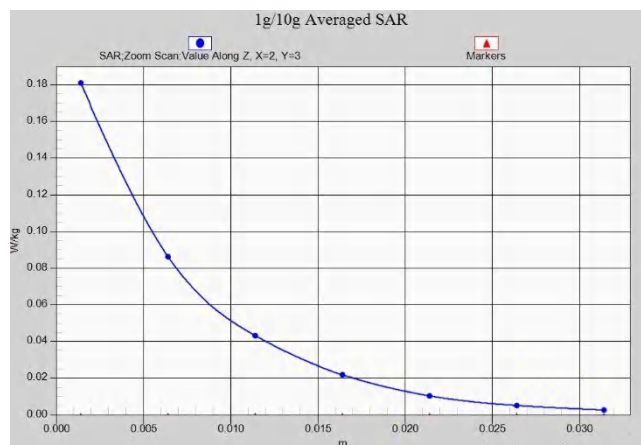
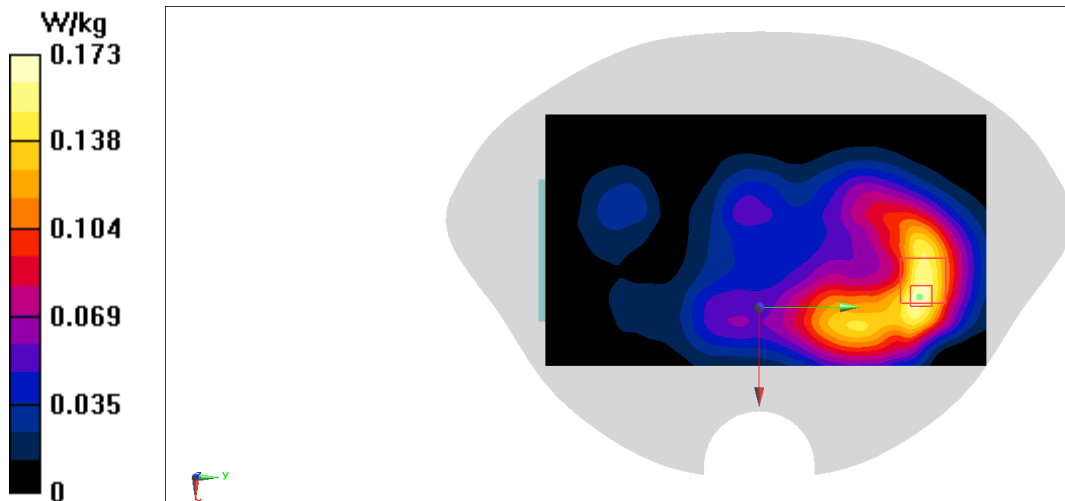
Zoom Scan (6x6x7)/Cube 0: Measurement grid: dx=5mm, dy=5mm, dz=5mm

Reference Value = 3.876 V/m; Power Drift = 0.19 dB

Peak SAR (extrapolated) = 0.229 W/kg

SAR(1 g) = 0.113 W/kg; SAR(10 g) = 0.061 W/kg

Maximum value of SAR (measured) = 0.181 W/kg



LTE B38 Head ANT5

Date: 5/2/2022

Electronics: DAE4 Sn777

Medium: H2600

Medium parameters used: $f = 2580$ MHz; $\sigma = 2.006$ S/m; $\epsilon_r = 41.999$; $\rho = 1000$ kg/m³

Ambient Temperature: 23.3°C Liquid Temperature: 22.5°C

Communication System: UID 0, LTE Band38 20M (0) Frequency: 2580 MHz Duty Cycle: 1:1.5787

Probe: EX3DV4 - SN7600 ConvF(7.62, 7.62, 7.62)

Area Scan (91x161x1): Interpolated grid: dx=1.200 mm, dy=1.200 mm

Maximum value of SAR (interpolated) = 1.24 W/kg

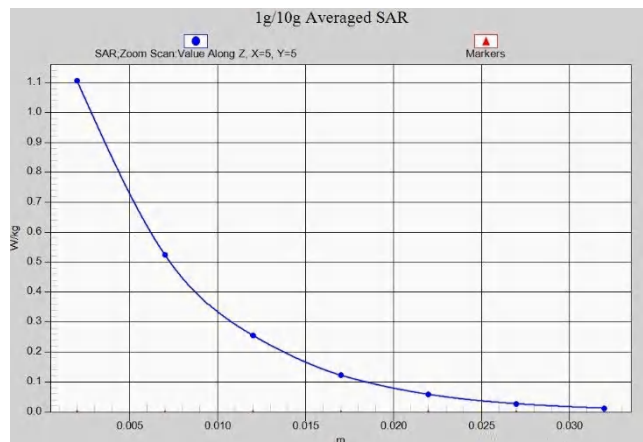
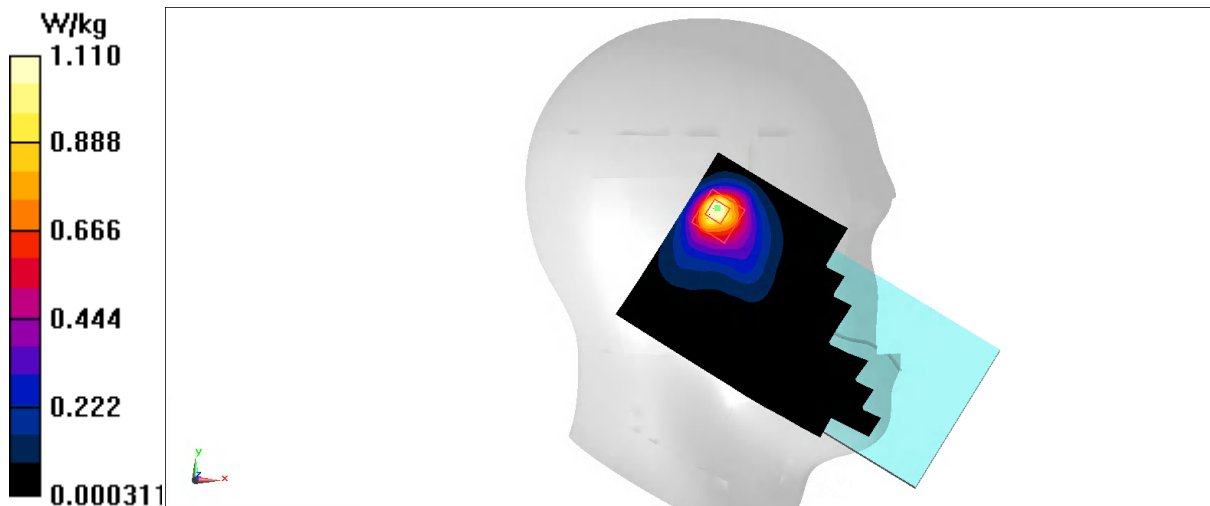
Zoom Scan (9x8x7)/Cube 0: Measurement grid: dx=5mm, dy=5mm, dz=5mm

Reference Value = 9.299 V/m; Power Drift = -0.11 dB

Peak SAR (extrapolated) = 1.57 W/kg

SAR(1 g) = 0.743 W/kg; SAR(10 g) = 0.352 W/kg

Maximum value of SAR (measured) = 1.11 W/kg



LTE B38 Body 10mm ANT5

Date: 5/2/2022

Electronics: DAE4 Sn777

Medium: H2600

Medium parameters used: $f = 2595$ MHz; $\sigma = 2.02$ S/m; $\epsilon_r = 41.949$; $\rho = 1000$ kg/m³

Ambient Temperature: 23.3°C Liquid Temperature: 22.5°C

Communication System: UID 0, LTE Band38 20M (0) Frequency: 2595 MHz Duty Cycle: 1:1.5787

Probe: EX3DV4 - SN7600 ConvF(7.62, 7.62, 7.62)

Area Scan (51x101x1): Interpolated grid: dx=1.200 mm, dy=1.200 mm

Maximum value of SAR (interpolated) = 0.185 W/kg

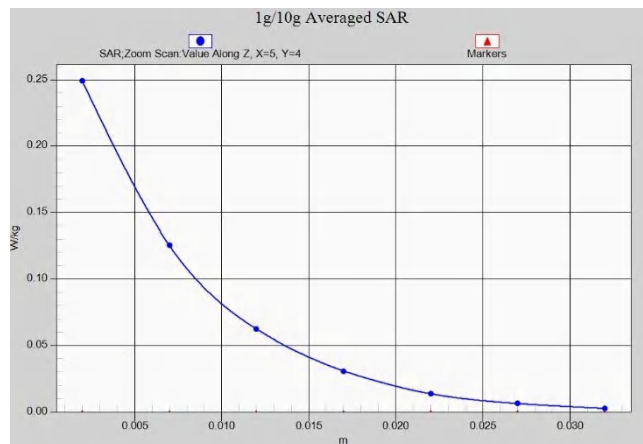
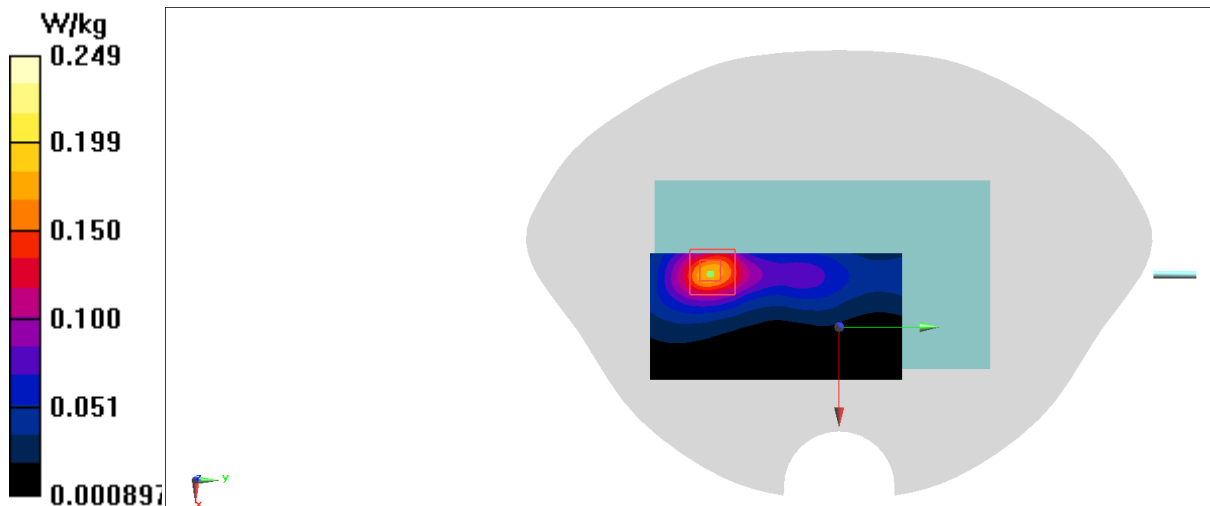
Zoom Scan (9x9x7)/Cube 0: Measurement grid: dx=5mm, dy=5mm, dz=5mm

Reference Value = 5.263 V/m; Power Drift = 0.16 dB

Peak SAR (extrapolated) = 0.337 W/kg

SAR(1 g) = 0.170 W/kg; SAR(10 g) = 0.083 W/kg

Maximum value of SAR (measured) = 0.249 W/kg



LTE B38 Body 15mm ANT5

Date: 5/2/2022

Electronics: DAE4 Sn777

Medium: H2600

Medium parameters used: $f = 2595$ MHz; $\sigma = 2.02$ S/m; $\epsilon_r = 41.949$; $\rho = 1000$ kg/m³

Ambient Temperature: 23.3°C Liquid Temperature: 22.5°C

Communication System: UID 0, LTE Band38 20M (0) Frequency: 2595 MHz Duty Cycle: 1:1.5787

Probe: EX3DV4 - SN7600 ConvF(7.62, 7.62, 7.62)

Area Scan (51x101x1): Interpolated grid: dx=1.200 mm, dy=1.200 mm

Maximum value of SAR (interpolated) = 0.145 W/kg

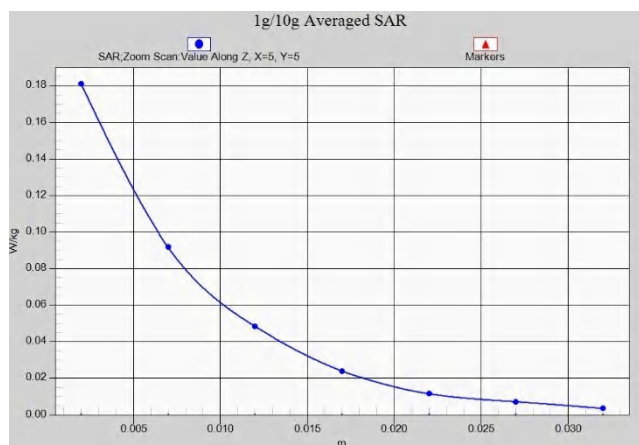
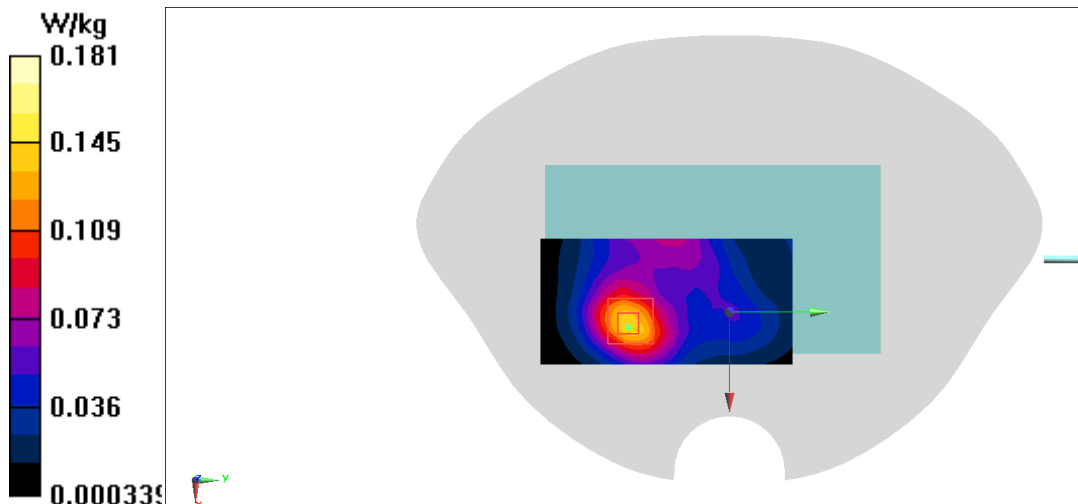
Zoom Scan (9x9x7)/Cube 0: Measurement grid: dx=5mm, dy=5mm, dz=5mm

Reference Value = 4.114 V/m; Power Drift = 0.16 dB

Peak SAR (extrapolated) = 0.246 W/kg

SAR(1 g) = 0.127 W/kg; SAR(10 g) = 0.067 W/kg

Maximum value of SAR (measured) = 0.181 W/kg



LTE B41(PC2) Head ANT5

Date: 5/2/2022

Electronics: DAE4 Sn777

Medium: H2600

Medium parameters used (interpolated): $f = 2593$ MHz; $\sigma = 2.018$ S/m; $\epsilon_r = 41.955$; $\rho = 1000$ kg/m³

Ambient Temperature: 23.3°C Liquid Temperature: 22.5°C

Communication System: UID 0, LTE Band41 (0) Frequency: 2593 MHz Duty Cycle: 1:2.30887

Probe: EX3DV4 - SN7600 ConvF(7.62, 7.62, 7.62)

Area Scan (91x161x1): Interpolated grid: dx=1.200 mm, dy=1.200 mm

Maximum value of SAR (interpolated) = 0.537 W/kg

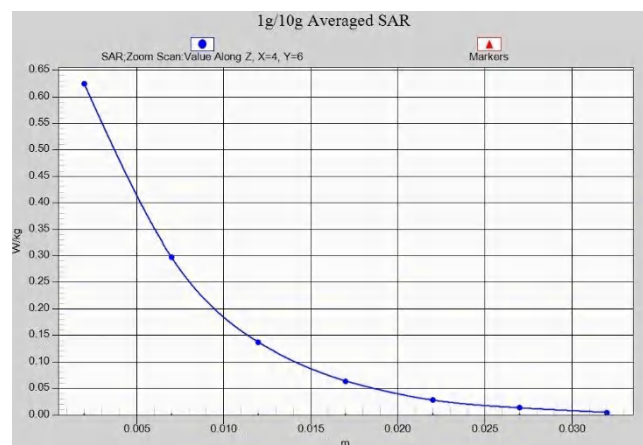
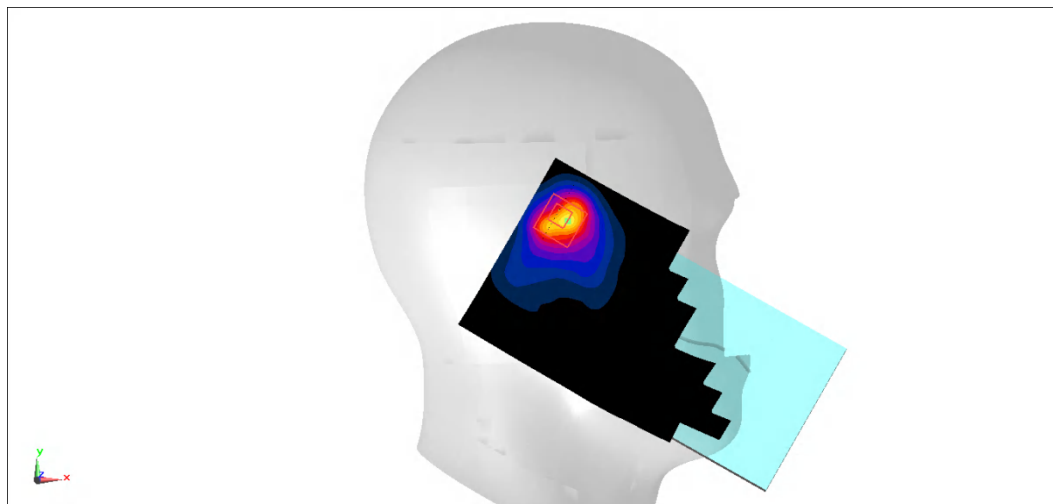
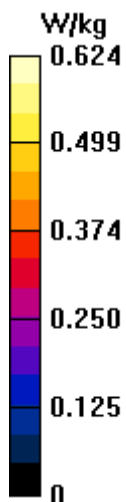
Zoom Scan (9x9x7)/Cube 0: Measurement grid: dx=5mm, dy=5mm, dz=5mm

Reference Value = 7.211 V/m; Power Drift = -0.18 dB

Peak SAR (extrapolated) = 0.885 W/kg

SAR(1 g) = 0.421 W/kg; SAR(10 g) = 0.197 W/kg

Maximum value of SAR (measured) = 0.624 W/kg



LTE B41(PC2) Body 10mm ANT5

Date: 5/2/2022

Electronics: DAE4 Sn777

Medium: H2600

Medium parameters used (interpolated): $f = 2593$ MHz; $\sigma = 2.018$ S/m; $\epsilon_r = 41.955$; $\rho = 1000$ kg/m³

Ambient Temperature: 23.3°C Liquid Temperature: 22.5°C

Communication System: UID 0, LTE Band41 (0) Frequency: 2593 MHz Duty Cycle: 1:2.30887

Probe: EX3DV4 - SN7600 ConvF(7.62, 7.62, 7.62)

Area Scan (91x151x1): Interpolated grid: dx=1.200 mm, dy=1.200 mm

Maximum value of SAR (interpolated) = 0.215 W/kg

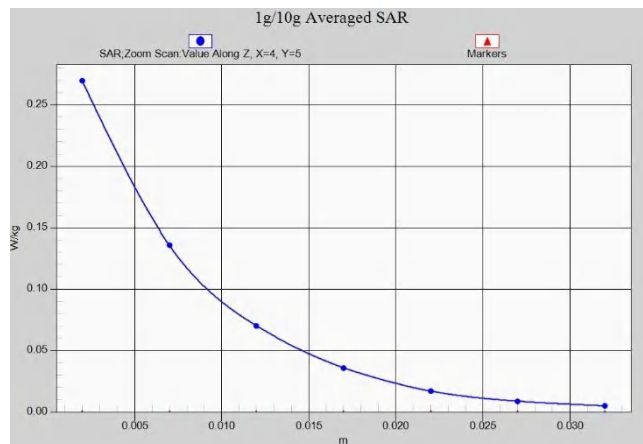
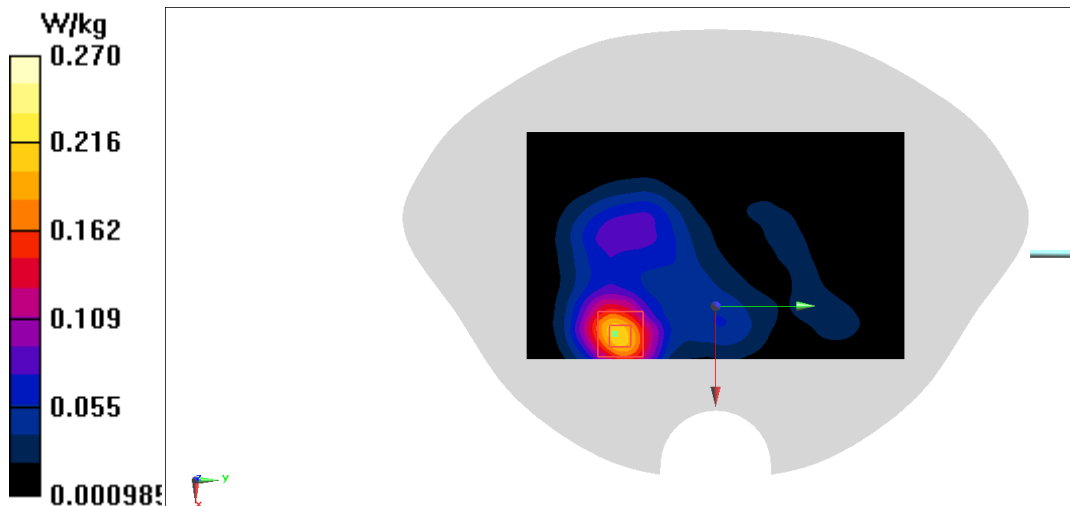
Zoom Scan (9x9x7)/Cube 0: Measurement grid: dx=5mm, dy=5mm, dz=5mm

Reference Value = 3.256 V/m; Power Drift = 0.11 dB

Peak SAR (extrapolated) = 0.361 W/kg

SAR(1 g) = 0.186 W/kg; SAR(10 g) = 0.096 W/kg

Maximum value of SAR (measured) = 0.270 W/kg



LTE B41(PC2) Body 15mm ANT5

Date: 5/2/2022

Electronics: DAE4 Sn777

Medium: H2600

Medium parameters used (interpolated): $f = 2593$ MHz; $\sigma = 2.018$ S/m; $\epsilon_r = 41.955$; $\rho = 1000$ kg/m³

Ambient Temperature: 23.3°C Liquid Temperature: 22.5°C

Communication System: UID 0, LTE Band41 (0) Frequency: 2593 MHz Duty Cycle: 1:2.30887

Probe: EX3DV4 - SN7600 ConvF(7.62, 7.62, 7.62)

Area Scan (51x121x1): Interpolated grid: dx=1.200 mm, dy=1.200 mm

Maximum value of SAR (interpolated) = 0.215 W/kg

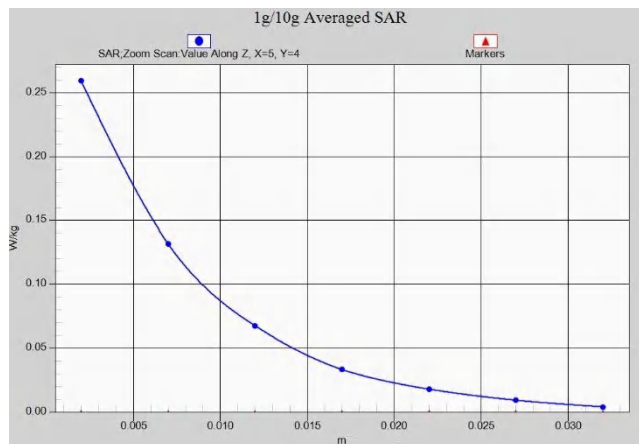
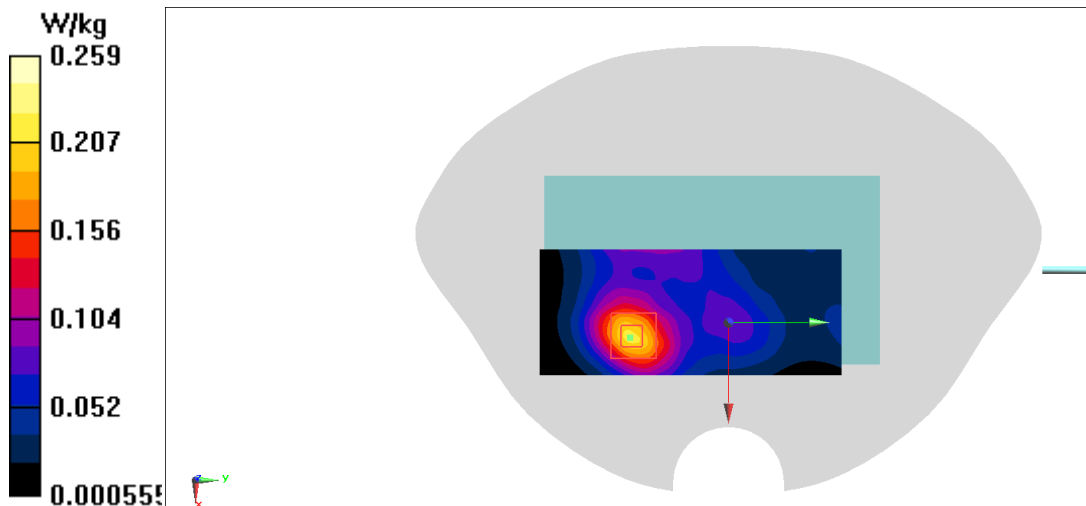
Zoom Scan (9x9x7)/Cube 0: Measurement grid: dx=5mm, dy=5mm, dz=5mm

Reference Value = 5.166 V/m; Power Drift = -0.10 dB

Peak SAR (extrapolated) = 0.353 W/kg

SAR(1 g) = 0.184 W/kg; SAR(10 g) = 0.097 W/kg

Maximum value of SAR (measured) = 0.259 W/kg



LTE B41(PC3) Head ANT5

Date: 5/2/2022

Electronics: DAE4 Sn777

Medium: H2600

Medium parameters used (interpolated): $f = 2593$ MHz; $\sigma = 2.018$ S/m; $\epsilon_r = 41.955$; $\rho = 1000$ kg/m³

Ambient Temperature: 23.3°C Liquid Temperature: 22.5°C

Communication System: UID 0, LTE Band41 (0) Frequency: 2593 MHz Duty Cycle: 1:1.5787

Probe: EX3DV4 - SN7600 ConvF(7.62, 7.62, 7.62)

Area Scan (91x161x1): Interpolated grid: dx=1.200 mm, dy=1.200 mm

Maximum value of SAR (interpolated) = 0.729 W/kg

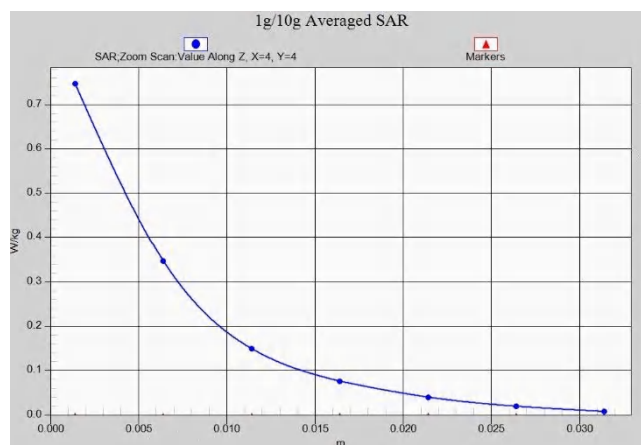

Zoom Scan (9x8x7)/Cube 0: Measurement grid: dx=5mm, dy=5mm, dz=5mm

Reference Value = 6.351 V/m; Power Drift = -0.10 dB

Peak SAR (extrapolated) = 0.976 W/kg

SAR(1 g) = 0.467 W/kg; SAR(10 g) = 0.224 W/kg

Maximum value of SAR (measured) = 0.747 W/kg



LTE B41(PC3) Body 10mm ANT5

Date: 5/2/2022

Electronics: DAE4 Sn777

Medium: H2600

Medium parameters used (interpolated): $f = 2593$ MHz; $\sigma = 2.018$ S/m; $\epsilon_r = 41.955$; $\rho = 1000$ kg/m³

Ambient Temperature: 23.3°C Liquid Temperature: 22.5°C

Communication System: UID 0, LTE Band41 (0) Frequency: 2593 MHz Duty Cycle: 1:1.5787

Probe: EX3DV4 - SN7600 ConvF(7.62, 7.62, 7.62)

Area Scan (51x101x1): Interpolated grid: dx=1.200 mm, dy=1.200 mm

Maximum value of SAR (interpolated) = 0.174 W/kg

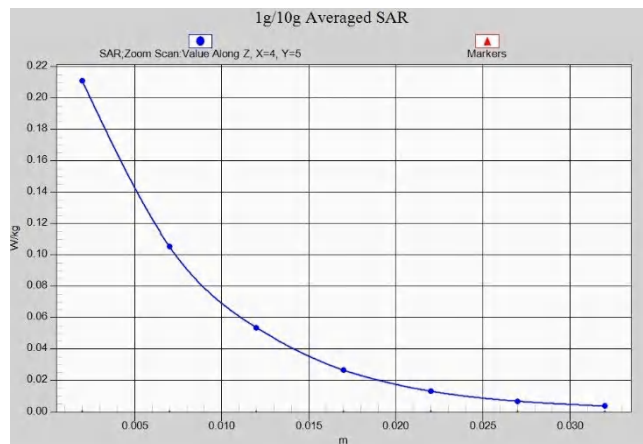
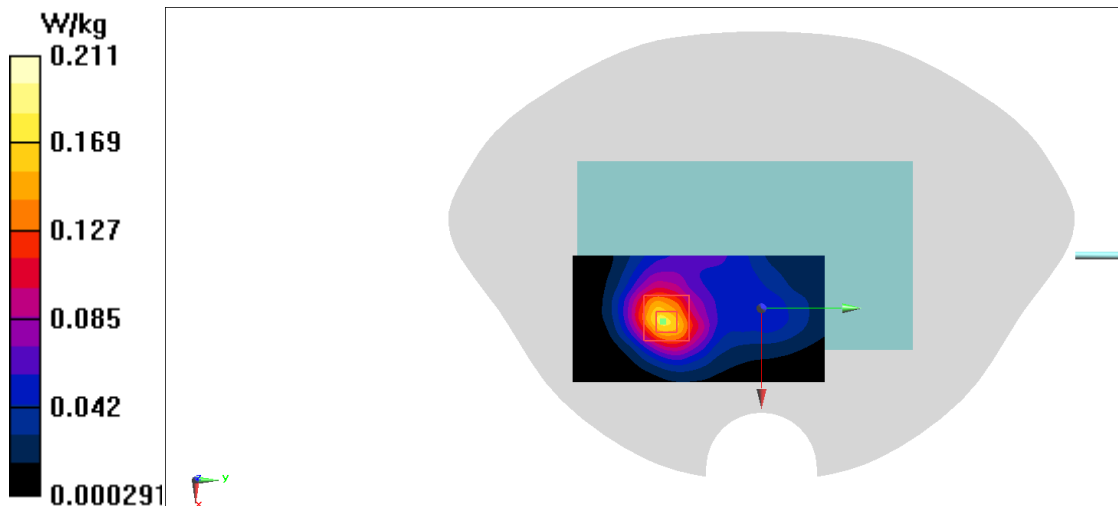
Zoom Scan (9x9x7)/Cube 0: Measurement grid: dx=5mm, dy=5mm, dz=5mm

Reference Value = 3.940 V/m; Power Drift = 0.18 dB

Peak SAR (extrapolated) = 0.288 W/kg

SAR(1 g) = 0.148 W/kg; SAR(10 g) = 0.077 W/kg

Maximum value of SAR (measured) = 0.211 W/kg



LTE B41(PC3) Body 15mm ANT5

Date: 5/2/2022

Electronics: DAE4 Sn777

Medium: H2600

Medium parameters used (interpolated): $f = 2593$ MHz; $\sigma = 2.018$ S/m; $\epsilon_r = 41.955$; $\rho = 1000$ kg/m³

Ambient Temperature: 23.3°C Liquid Temperature: 22.5°C

Communication System: UID 0, LTE Band41 (0) Frequency: 2593 MHz Duty Cycle: 1:1.5787

Probe: EX3DV4 - SN7600 ConvF(7.62, 7.62, 7.62)

Area Scan (51x101x1): Interpolated grid: dx=1.200 mm, dy=1.200 mm

Maximum value of SAR (interpolated) = 0.239 W/kg

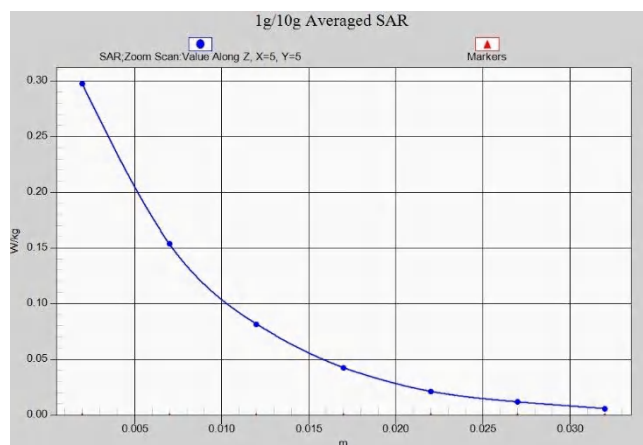
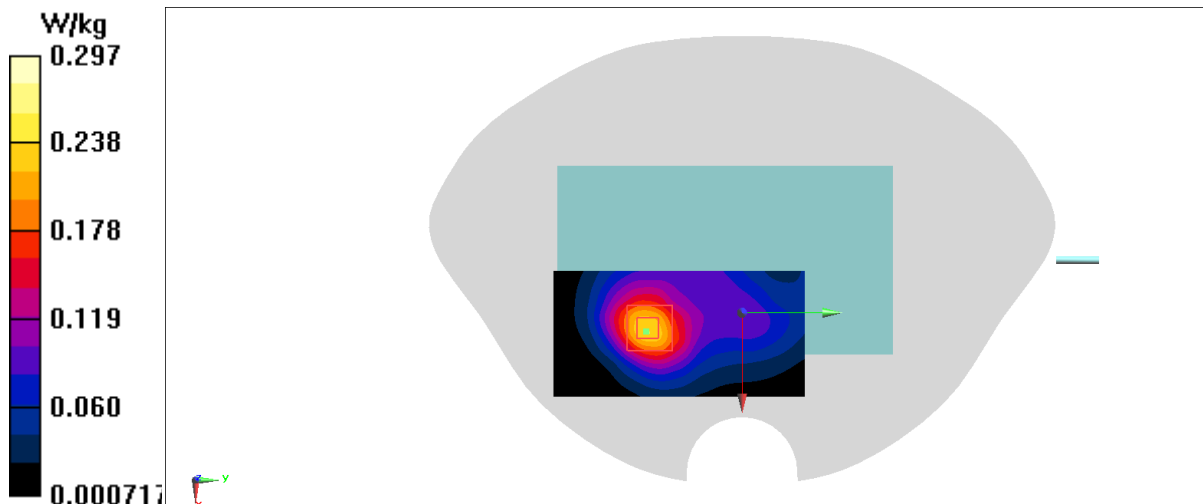
Zoom Scan (9x9x7)/Cube 0: Measurement grid: dx=5mm, dy=5mm, dz=5mm

Reference Value = 5.231 V/m; Power Drift = 0.18 dB

Peak SAR (extrapolated) = 0.397 W/kg

SAR(1 g) = 0.209 W/kg; SAR(10 g) = 0.112 W/kg

Maximum value of SAR (measured) = 0.297 W/kg



GSM850 Head ANT2

Date: 4/28/2022

Electronics: DAE4 Sn777

Medium: H835

Medium parameters used (interpolated): $f = 848.8$ MHz; $\sigma = 0.867$ S/m; $\epsilon_r = 43.545$; $\rho = 1000$ kg/m³

Ambient Temperature: 23.3°C Liquid Temperature: 22.5°C

Communication System: UID 0, GSM850 (0) Frequency: 848.8 MHz Duty Cycle: 1:8.30042

Probe: EX3DV4 - SN7600 ConvF(10.74, 10.74, 10.74)

Area Scan (81x141x1): Interpolated grid: dx=1.500 mm, dy=1.500 mm

Maximum value of SAR (interpolated) = 0.711 W/kg

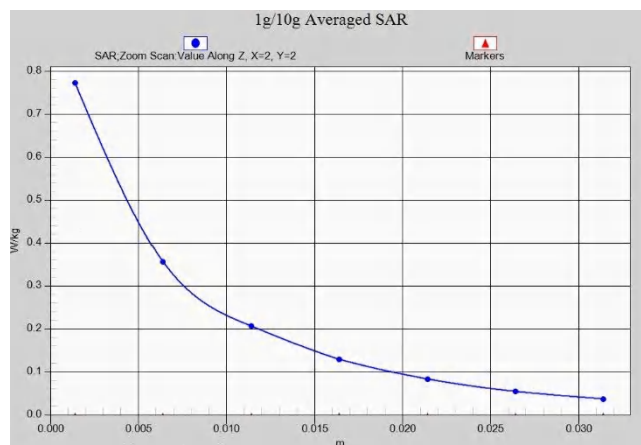
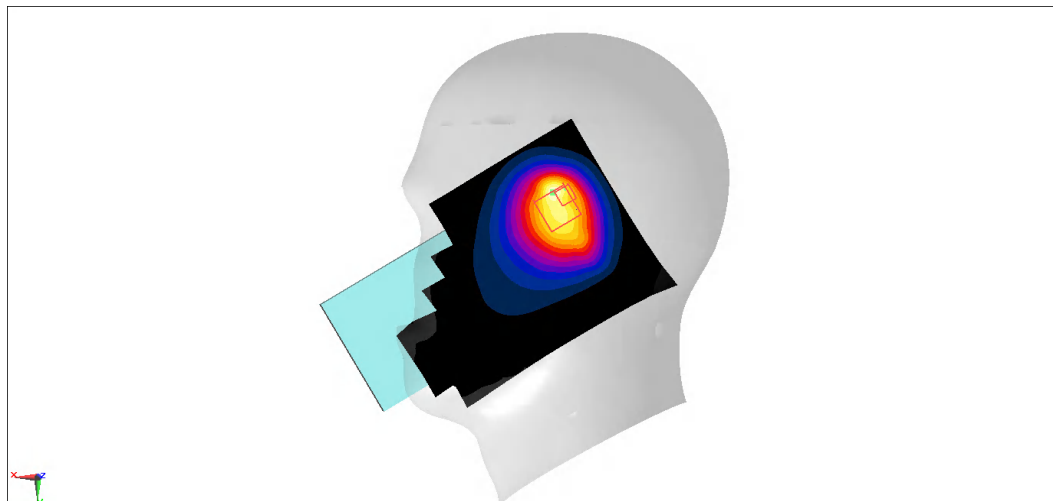
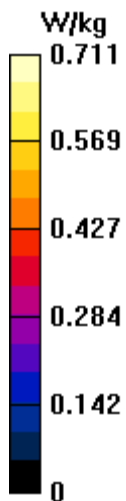
Zoom Scan (6x6x7)/Cube 0: Measurement grid: dx=8mm, dy=8mm, dz=5mm

Reference Value = 24.96 V/m; Power Drift = -0.07 dB

Peak SAR (extrapolated) = 1.01 W/kg

SAR(1 g) = 0.472 W/kg; SAR(10 g) = 0.286 W/kg

Maximum value of SAR (measured) = 0.772 W/kg



GSM850 Body10mm ANT2

Date: 4/28/2022

Electronics: DAE4 Sn777

Medium: H835

Medium parameters used (interpolated): $f = 848.8$ MHz; $\sigma = 0.867$ S/m; $\epsilon_r = 43.545$; $\rho = 1000$ kg/m³

Ambient Temperature: 23.3°C Liquid Temperature: 22.5°C

Communication System: UID 0, GSM850 3TX (0) Frequency: 848.8 MHz Duty Cycle: 1:2.66993

Probe: EX3DV4 - SN7600 ConvF(10.74, 10.74, 10.74)

Area Scan (81x131x1): Interpolated grid: dx=1.500 mm, dy=1.500 mm

Maximum value of SAR (interpolated) = 0.288 W/kg

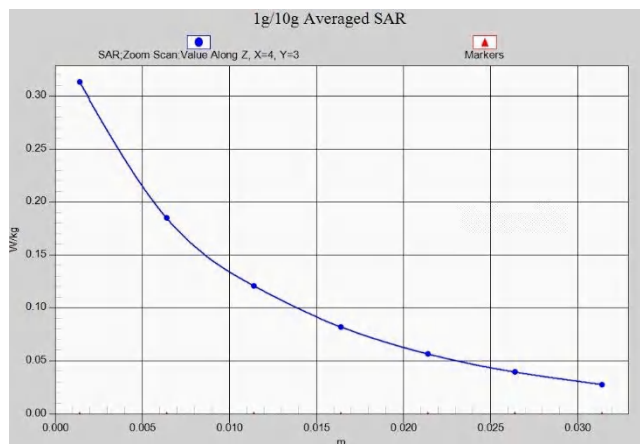
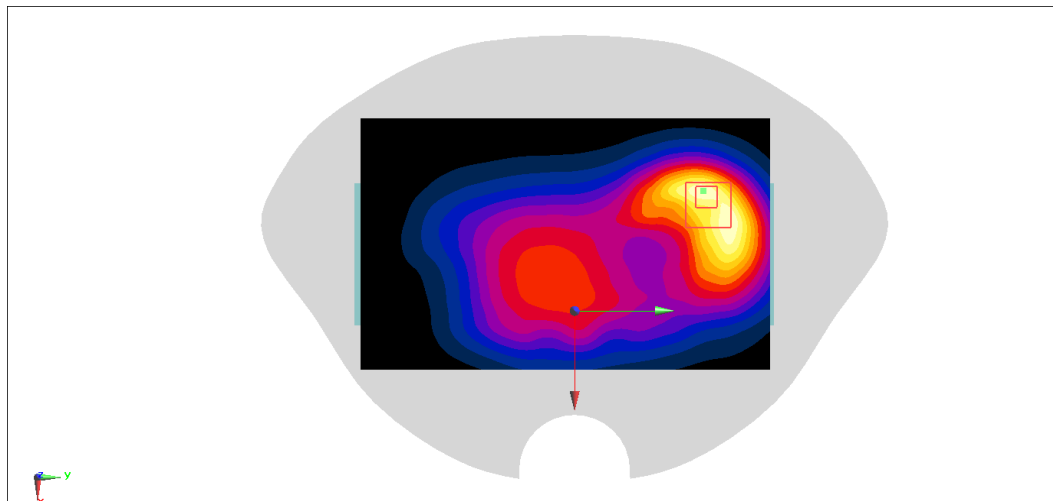
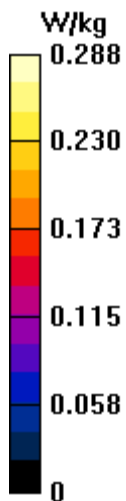
Zoom Scan (8x8x7)/Cube 0: Measurement grid: dx=8mm, dy=8mm, dz=5mm

Reference Value = 10.95 V/m; Power Drift = 0.15 dB

Peak SAR (extrapolated) = 0.385 W/kg

SAR(1 g) = 0.226 W/kg; SAR(10 g) = 0.144 W/kg

Maximum value of SAR (measured) = 0.313 W/kg



GSM850 Body15mm ANT2

Date: 4/28/2022

Electronics: DAE4 Sn777

Medium: H835

Medium parameters used (interpolated): $f = 848.8$ MHz; $\sigma = 0.867$ S/m; $\epsilon_r = 43.545$; $\rho = 1000$ kg/m³

Ambient Temperature: 23.3°C Liquid Temperature: 22.5°C

Communication System: UID 0, GSM850 3TX (0) Frequency: 848.8 MHz Duty Cycle: 1:2.66993

Probe: EX3DV4 - SN7600 ConvF(10.74, 10.74, 10.74)

Area Scan (81x121x1): Interpolated grid: dx=1.500 mm, dy=1.500 mm

Maximum value of SAR (interpolated) = 0.227 W/kg

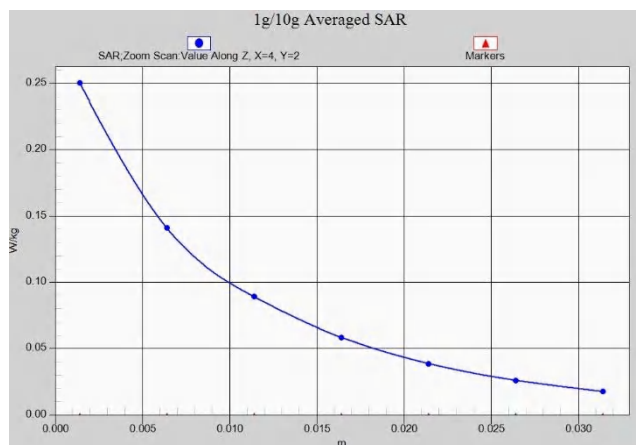
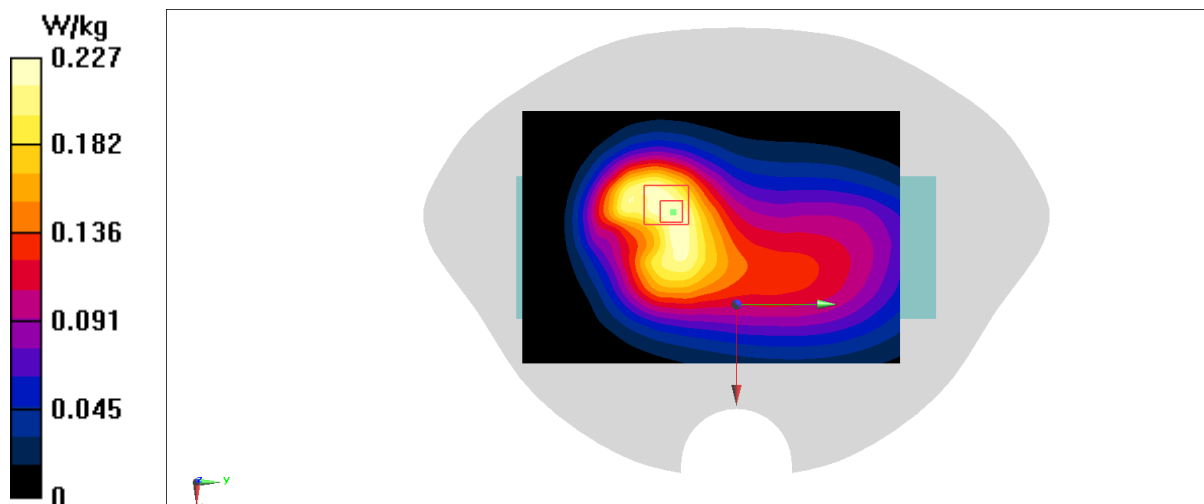
Zoom Scan (7x7x7)/Cube 0: Measurement grid: dx=8mm, dy=8mm, dz=5mm

Reference Value = 12.41 V/m; Power Drift = -0.11 dB

Peak SAR (extrapolated) = 0.306 W/kg

SAR(1 g) = 0.181 W/kg; SAR(10 g) = 0.124 W/kg

Maximum value of SAR (measured) = 0.250 W/kg



GSM1900 Head ANT2

Date: 5/1/2022

Electronics: DAE4 Sn777

Medium: H1900

Medium parameters used: $f = 1880$ MHz; $\sigma = 1.407$ S/m; $\epsilon_r = 41.298$; $\rho = 1000$ kg/m³

Ambient Temperature: 23.3°C Liquid Temperature: 22.5°C

Communication System: UID 0, GSM1900 (PCS) (0) Frequency: 1880 MHz Duty Cycle: 1:8.30042

Probe: EX3DV4 - SN7600 ConvF(8.54, 8.54, 8.54)

Area Scan (81x141x1): Interpolated grid: dx=1.500 mm, dy=1.500 mm

Maximum value of SAR (interpolated) = 0.839 W/kg

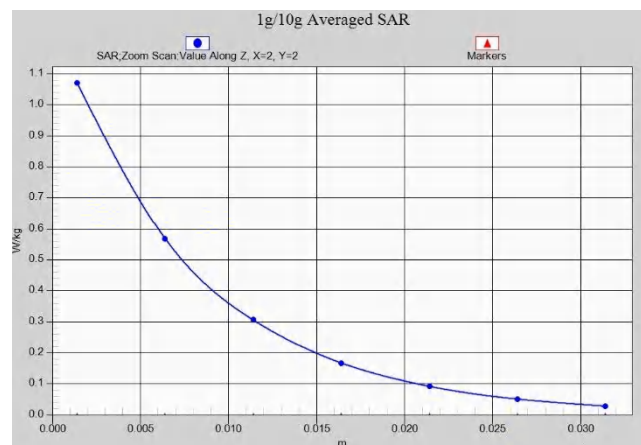
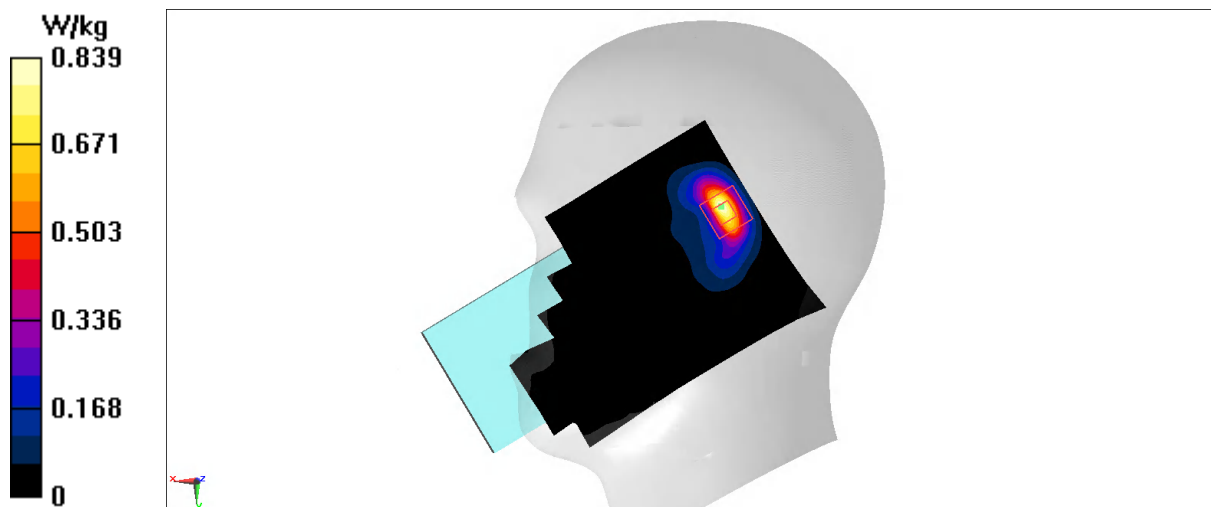
Zoom Scan (5x5x7)/Cube 0: Measurement grid: dx=8mm, dy=8mm, dz=5mm

Reference Value = 7.014 V/m; Power Drift = 0.15 dB

Peak SAR (extrapolated) = 1.28 W/kg

SAR(1 g) = 0.653 W/kg; SAR(10 g) = 0.299 W/kg

Maximum value of SAR (measured) = 1.07 W/kg



GSM1900 Body 10mm ANT2

Date: 5/1/2022

Electronics: DAE4 Sn777

Medium: H1900

Medium parameters used: $f = 1910$ MHz; $\sigma = 1.428$ S/m; $\epsilon_r = 41.258$; $\rho = 1000$ kg/m³

Ambient Temperature: 23.3°C Liquid Temperature: 22.5°C

Communication System: UID 0, GSM1900 (PCS) (0) Frequency: 1909.8 MHz Duty Cycle: 1:8.30042

Probe: EX3DV4 - SN7600 ConvF(8.54, 8.54, 8.54)

Area Scan (71x121x1): Interpolated grid: dx=1.500 mm, dy=1.500 mm

Maximum value of SAR (interpolated) = 0.321 W/kg

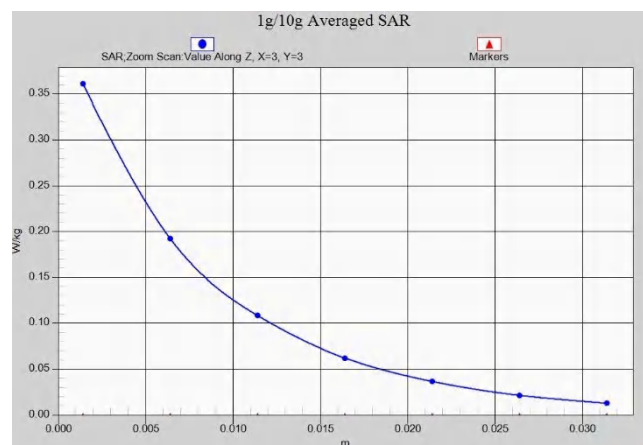
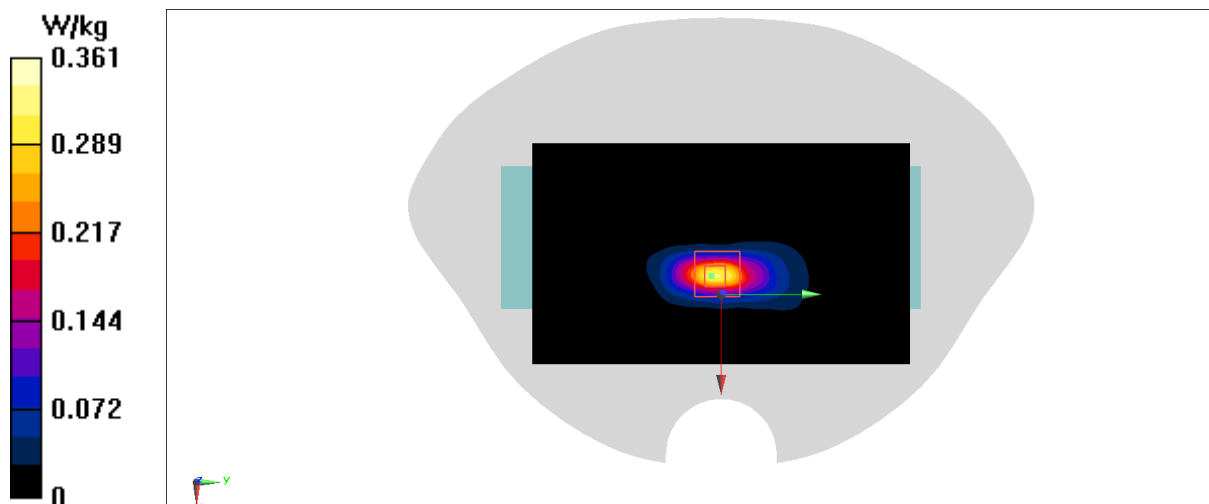
Zoom Scan (6x6x7)/Cube 0: Measurement grid: dx=8mm, dy=8mm, dz=5mm

Reference Value = 10.41 V/m; Power Drift = -0.12 dB

Peak SAR (extrapolated) = 0.451 W/kg

SAR(1 g) = 0.226 W/kg; SAR(10 g) = 0.104 W/kg

Maximum value of SAR (measured) = 0.361 W/kg



GSM1900 Body 15mm ANT2

Date: 5/1/2022

Electronics: DAE4 Sn777

Medium: H1900

Medium parameters used: $f = 1880$ MHz; $\sigma = 1.407$ S/m; $\epsilon_r = 41.298$; $\rho = 1000$ kg/m³

Ambient Temperature: 23.3°C Liquid Temperature: 22.5°C

Communication System: UID 0, GSM1900 (PCS) (0) Frequency: 1880 MHz Duty Cycle: 1:8.30042

Probe: EX3DV4 - SN7600 ConvF(8.54, 8.54, 8.54)

Area Scan (81x101x1): Interpolated grid: dx=1.500 mm, dy=1.500 mm

Maximum value of SAR (interpolated) = 0.137 W/kg

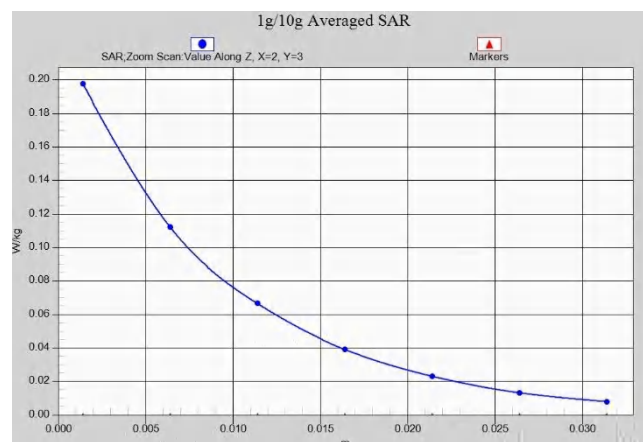
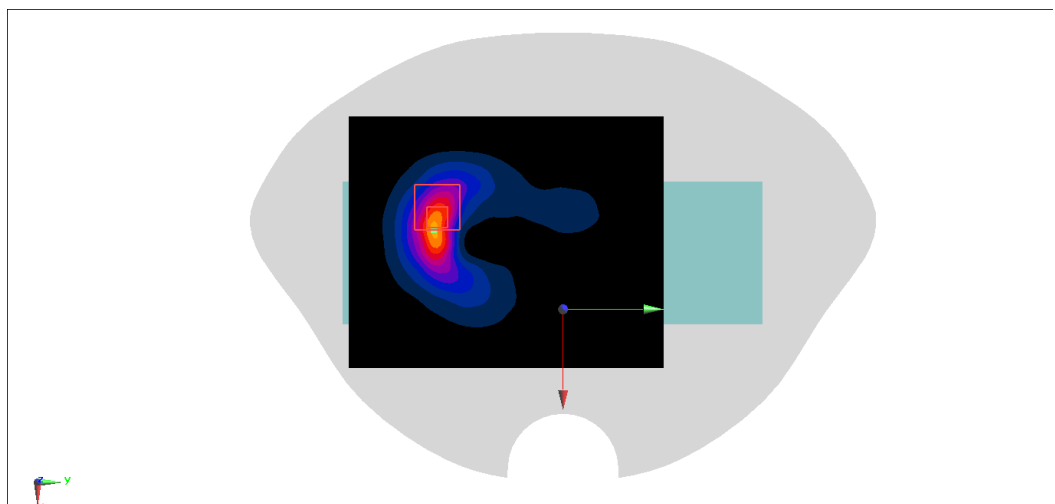
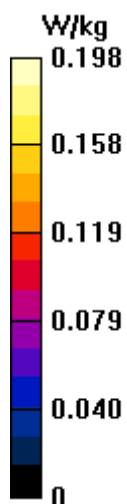
Zoom Scan (6x6x7)/Cube 0: Measurement grid: dx=8mm, dy=8mm, dz=5mm

Reference Value = 2.316 V/m; Power Drift = 0.16 dB

Peak SAR (extrapolated) = 0.438 W/kg

SAR(1 g) = 0.158 W/kg; SAR(10 g) = 0.062 W/kg

Maximum value of SAR (measured) = 0.198 W/kg



W1900 Head ANT2

Date: 5/1/2022

Electronics: DAE4 Sn777

Medium: H1900

Medium parameters used (interpolated): $f = 1852.4$ MHz; $\sigma = 1.389$ S/m; $\epsilon_r = 41.331$; $\rho = 1000$ kg/m³

Ambient Temperature: 23.3°C Liquid Temperature: 22.5°C

Communication System: UID 0, WCDMA1900(B2) (0) Frequency: 1852.4 MHz Duty Cycle: 1:1

Probe: EX3DV4 - SN7600 ConvF(8.54, 8.54, 8.54)

Area Scan (81x141x1): Interpolated grid: dx=1.500 mm, dy=1.500 mm

Maximum value of SAR (interpolated) = 0.569 W/kg

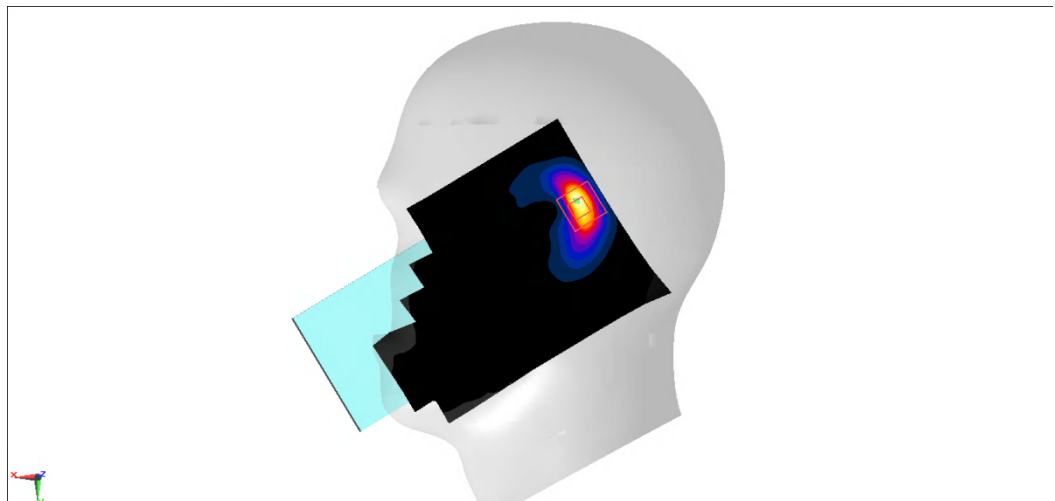
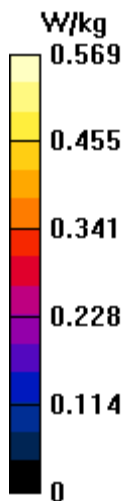
Zoom Scan (5x5x7)/Cube 0: Measurement grid: dx=8mm, dy=8mm, dz=5mm

Reference Value = 7.694 V/m; Power Drift = -0.13 dB

Peak SAR (extrapolated) = 0.853 W/kg

SAR(1 g) = 0.422 W/kg; SAR(10 g) = 0.193 W/kg

Maximum value of SAR (measured) = 0.663 W/kg



W1900 Body 10mm ANT2

Date: 5/1/2022

Electronics: DAE4 Sn777

Medium: H1900

Medium parameters used: $f = 1880$ MHz; $\sigma = 1.407$ S/m; $\epsilon_r = 41.298$; $\rho = 1000$ kg/m³

Ambient Temperature: 23.3°C Liquid Temperature: 22.5°C

Communication System: UID 0, WCDMA1900(B2) (0) Frequency: 1880 MHz Duty Cycle: 1:1

Probe: EX3DV4 - SN7600 ConvF(8.54, 8.54, 8.54)

Area Scan (81x101x1): Interpolated grid: dx=1.500 mm, dy=1.500 mm

Maximum value of SAR (interpolated) = 0.524 W/kg

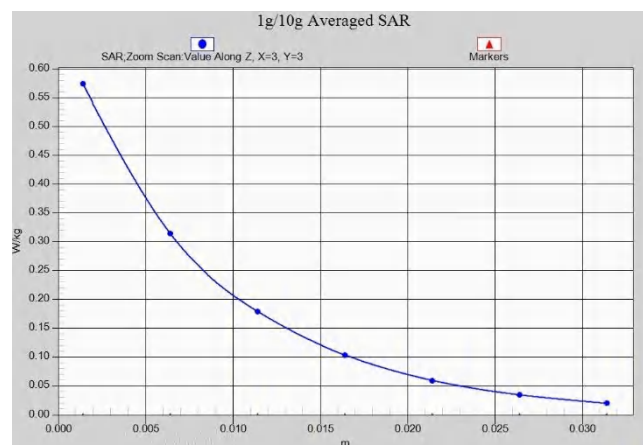
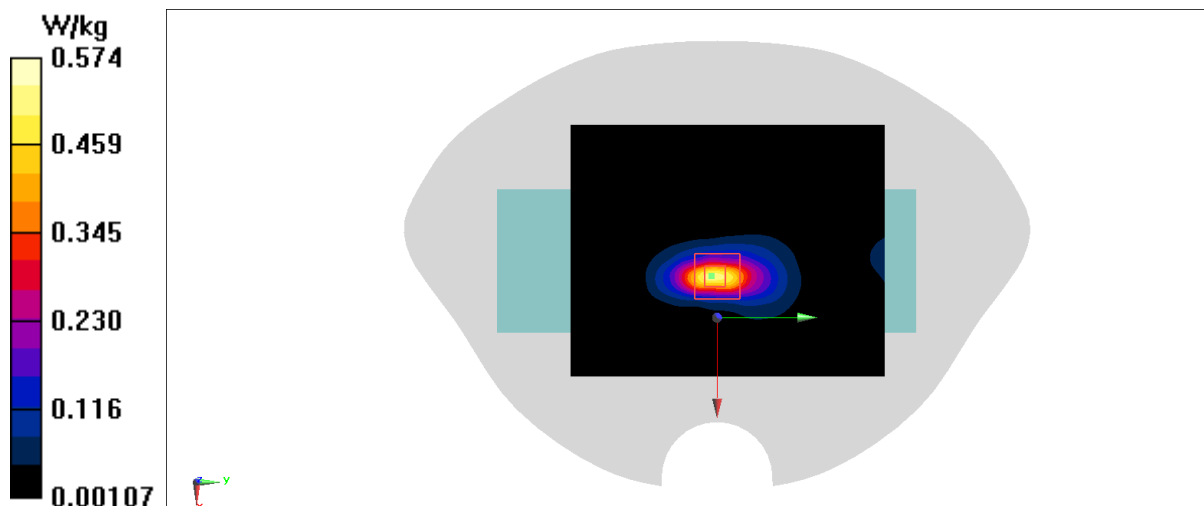
Zoom Scan (6x6x7)/Cube 0: Measurement grid: dx=8mm, dy=8mm, dz=5mm

Reference Value = 16.83 V/m; Power Drift = 0.12 dB

Peak SAR (extrapolated) = 0.724 W/kg

SAR(1 g) = 0.371 W/kg; SAR(10 g) = 0.176 W/kg

Maximum value of SAR (measured) = 0.574 W/kg



W1900 Body 15mm ANT2

Date: 5/1/2022

Electronics: DAE4 Sn777

Medium: H1900

Medium parameters used: $f = 1880$ MHz; $\sigma = 1.407$ S/m; $\epsilon_r = 41.298$; $\rho = 1000$ kg/m³

Ambient Temperature: 23.3°C Liquid Temperature: 22.5°C

Communication System: UID 0, WCDMA1900(B2) (0) Frequency: 1880 MHz Duty Cycle: 1:1

Probe: EX3DV4 - SN7600 ConvF(8.54, 8.54, 8.54)

Area Scan (81x101x1): Interpolated grid: dx=1.500 mm, dy=1.500 mm

Maximum value of SAR (interpolated) = 0.383 W/kg

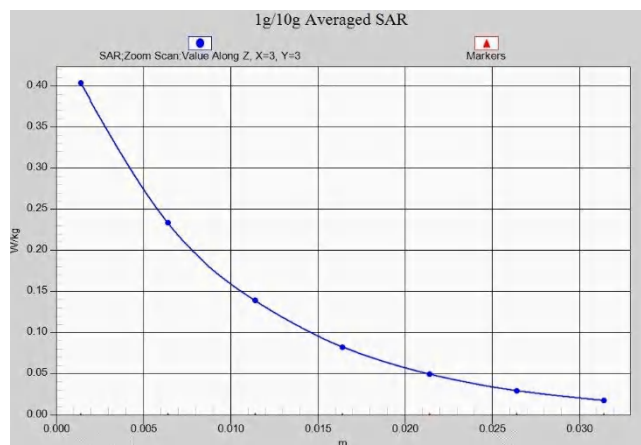
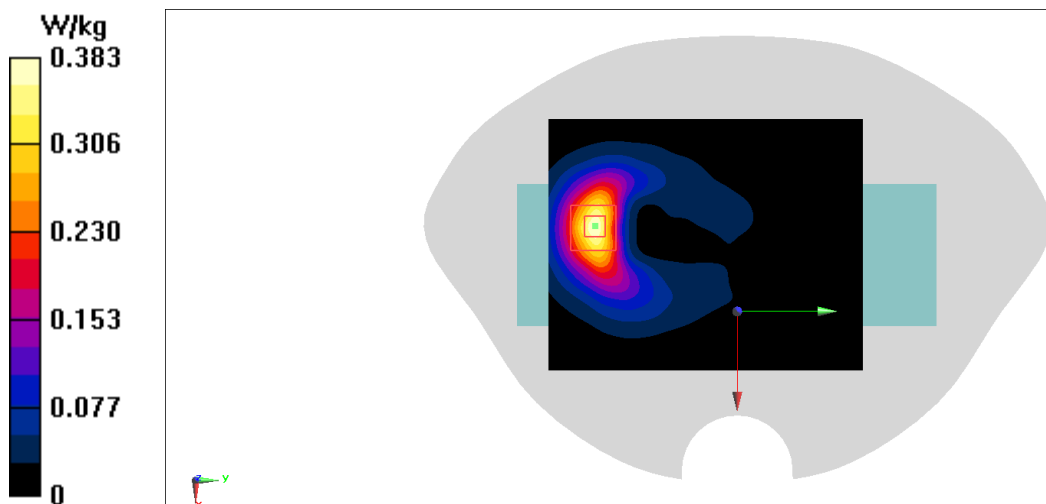
Zoom Scan (6x6x7)/Cube 0: Measurement grid: dx=8mm, dy=8mm, dz=5mm

Reference Value = 4.012 V/m; Power Drift = -0.02 dB

Peak SAR (extrapolated) = 0.490 W/kg

SAR(1 g) = 0.276 W/kg; SAR(10 g) = 0.149 W/kg

Maximum value of SAR (measured) = 0.404 W/kg



W850 Head ANT2

Date: 4/28/2022

Electronics: DAE4 Sn777

Medium: H835

Medium parameters used (interpolated): $f = 846.6$ MHz; $\sigma = 0.866$ S/m; $\epsilon_r = 43.551$; $\rho = 1000$ kg/m³

Ambient Temperature: 23.3°C Liquid Temperature: 22.5°C

Communication System: UID 0, WCDMA850(B5) (0) Frequency: 846.6 MHz Duty Cycle: 1:1

Probe: EX3DV4 - SN7600 ConvF(10.74, 10.74, 10.74)

Area Scan (81x141x1): Interpolated grid: dx=1.500 mm, dy=1.500 mm

Maximum value of SAR (interpolated) = 0.465 W/kg

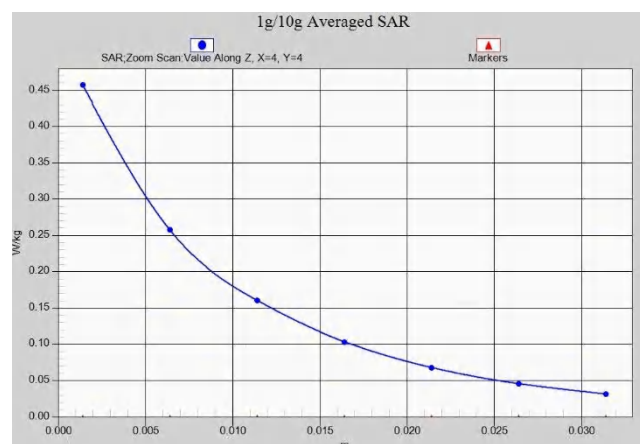

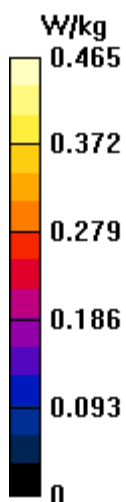
Zoom Scan (6x6x7)/Cube 0: Measurement grid: dx=8mm, dy=8mm, dz=5mm

Reference Value = 22.65 V/m; Power Drift = 0.01 dB

Peak SAR (extrapolated) = 0.559 W/kg

SAR(1 g) = 0.334 W/kg; SAR(10 g) = 0.229 W/kg

Maximum value of SAR (measured) = 0.457 W/kg



W850 Body 10mm ANT2

Date: 4/28/2022

Electronics: DAE4 Sn777

Medium: H835

Medium parameters used (interpolated): $f = 846.6$ MHz; $\sigma = 0.866$ S/m; $\epsilon_r = 43.551$; $\rho = 1000$ kg/m³

Ambient Temperature: 23.3°C Liquid Temperature: 22.5°C

Communication System: UID 0, WCDMA850(B5) (0) Frequency: 846.6 MHz Duty Cycle: 1:1

Probe: EX3DV4 - SN7600 ConvF(10.74, 10.74, 10.74)

Area Scan (81x101x1): Interpolated grid: dx=1.500 mm, dy=1.500 mm

Maximum value of SAR (interpolated) = 0.188 W/kg

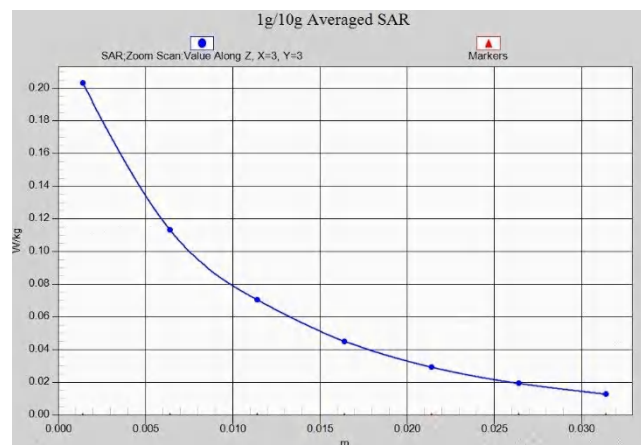
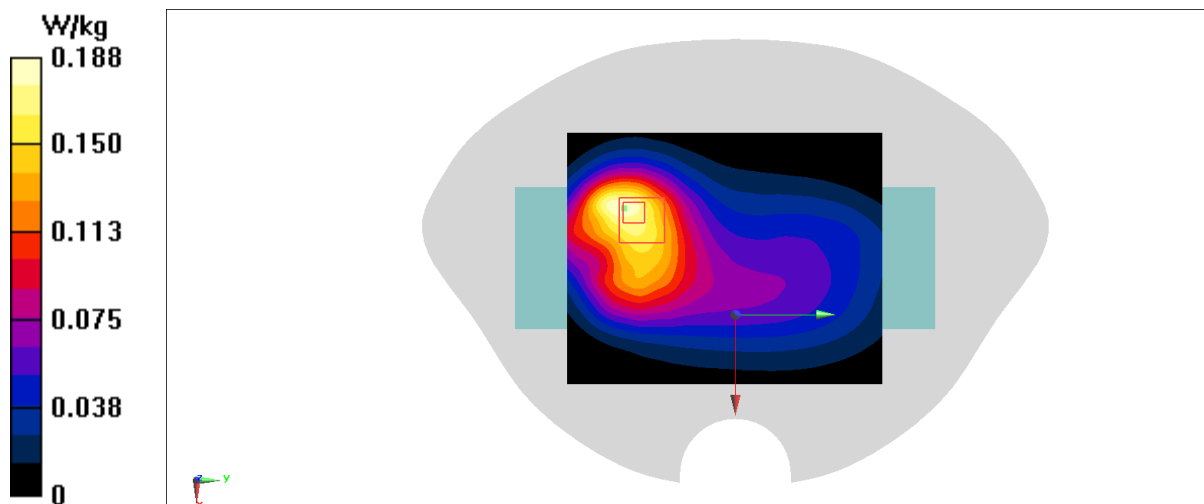
Zoom Scan (6x7x7)/Cube 0: Measurement grid: dx=8mm, dy=8mm, dz=5mm

Reference Value = 8.452 V/m; Power Drift = 0.10 dB

Peak SAR (extrapolated) = 0.251 W/kg

SAR(1 g) = 0.140 W/kg; SAR(10 g) = 0.087 W/kg

Maximum value of SAR (measured) = 0.203 W/kg



W850 Body 15mm ANT2

Date: 4/28/2022

Electronics: DAE4 Sn777

Medium: H835

Medium parameters used (interpolated): $f = 836.6$ MHz; $\sigma = 0.862$ S/m; $\epsilon_r = 43.581$; $\rho = 1000$ kg/m³

Ambient Temperature: 23.3°C Liquid Temperature: 22.5°C

Communication System: UID 0, WCDMA850(B5) (0) Frequency: 836.6 MHz Duty Cycle: 1:1

Probe: EX3DV4 - SN7600 ConvF(10.74, 10.74, 10.74)

Area Scan (81x101x1): Interpolated grid: dx=1.500 mm, dy=1.500 mm

Maximum value of SAR (interpolated) = 0.178 W/kg

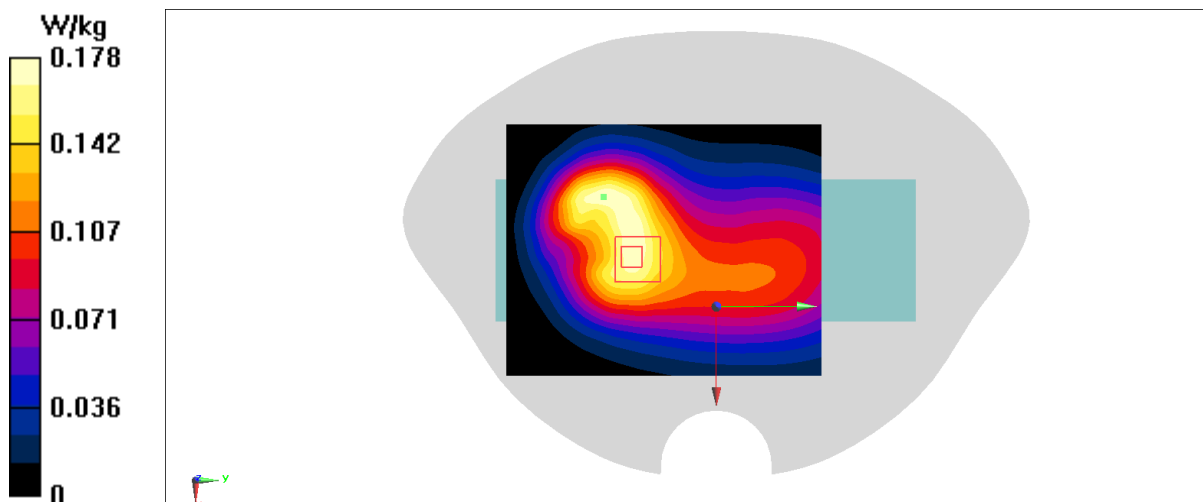
Zoom Scan (9x8x7)/Cube 0: Measurement grid: dx=8mm, dy=8mm, dz=5mm

Reference Value = 10.86 V/m; Power Drift = 0.04 dB

Peak SAR (extrapolated) = 0.249 W/kg

SAR(1 g) = 0.149 W/kg; SAR(10 g) = 0.104 W/kg

Maximum value of SAR (measured) = 0.206 W/kg



LTE B5 Head ANT2

Date: 4/28/2022

Electronics: DAE4 Sn777

Medium: H835

Medium parameters used (interpolated): $f = 836.5$ MHz; $\sigma = 0.862$ S/m; $\epsilon_r = 43.582$; $\rho = 1000$ kg/m³

Ambient Temperature: 23.3°C Liquid Temperature: 22.5°C

Communication System: UID 0, LTE Band5 (0) Frequency: 836.5 MHz Duty Cycle: 1:1

Probe: EX3DV4 - SN7600 ConvF(10.74, 10.74, 10.74)

Area Scan (81x141x1): Interpolated grid: dx=1.500 mm, dy=1.500 mm

Maximum value of SAR (interpolated) = 0.340 W/kg

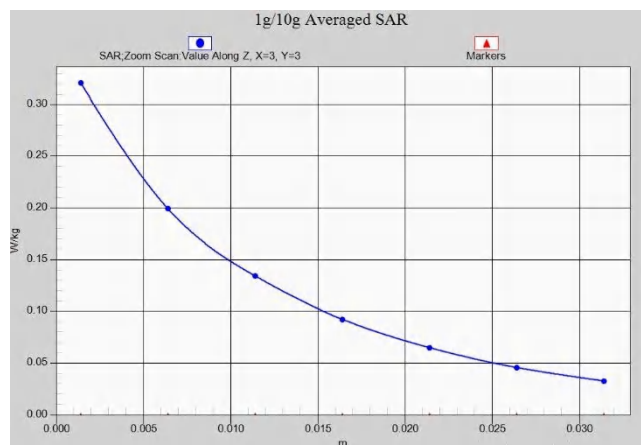
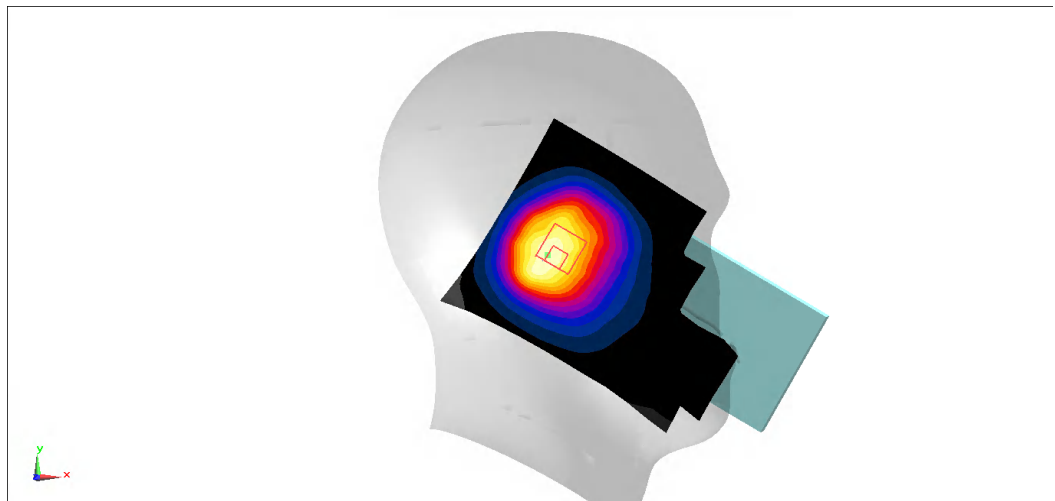
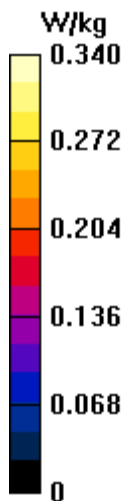
Zoom Scan (6x6x7)/Cube 0: Measurement grid: dx=8mm, dy=8mm, dz=5mm

Reference Value = 19.17 V/m; Power Drift = -0.01 dB

Peak SAR (extrapolated) = 0.393 W/kg

SAR(1 g) = 0.242 W/kg; SAR(10 g) = 0.166 W/kg

Maximum value of SAR (measured) = 0.321 W/kg



LTE B5 Body 10mm ANT2

Date: 4/28/2022

Electronics: DAE4 Sn777

Medium: H835

Medium parameters used (interpolated): $f = 836.5$ MHz; $\sigma = 0.862$ S/m; $\epsilon_r = 43.582$; $\rho = 1000$ kg/m³

Ambient Temperature: 23.3°C Liquid Temperature: 22.5°C

Communication System: UID 0, LTE Band5 (0) Frequency: 836.5 MHz Duty Cycle: 1:1

Probe: EX3DV4 - SN7600 ConvF(10.74, 10.74, 10.74)

Area Scan (81x101x1): Interpolated grid: dx=1.500 mm, dy=1.500 mm

Maximum value of SAR (interpolated) = 0.155 W/kg

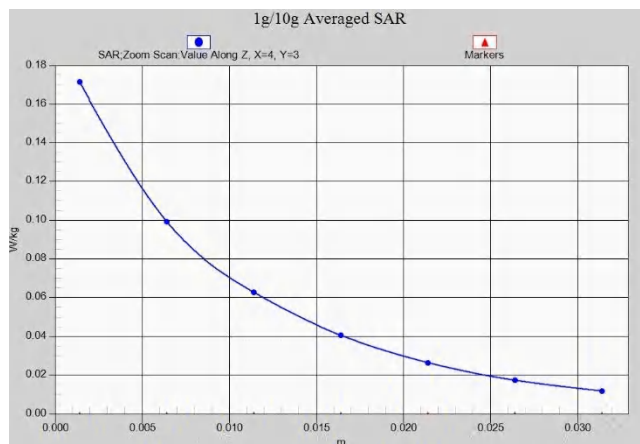
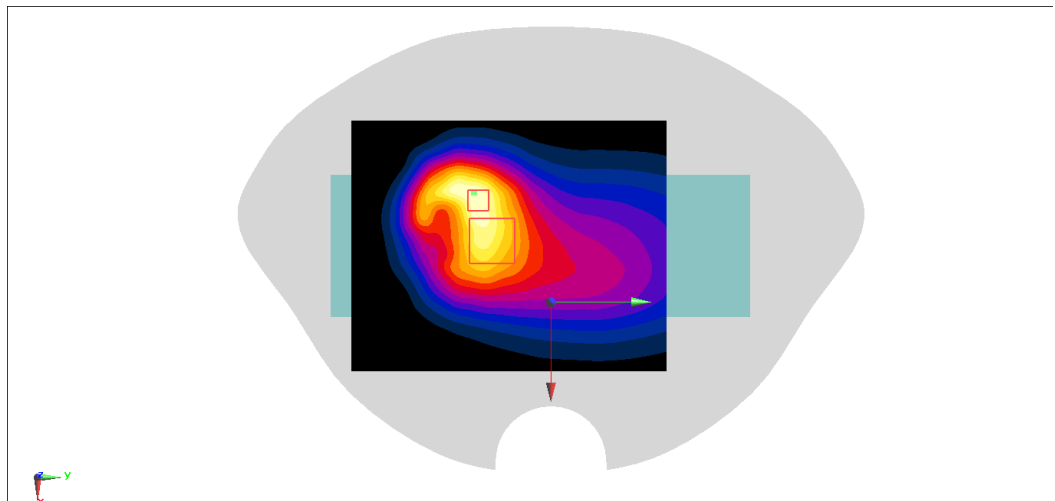
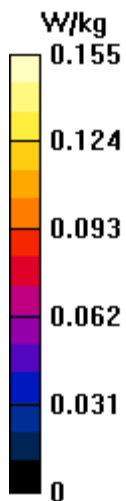
Zoom Scan (7x7x7)/Cube 0: Measurement grid: dx=8mm, dy=8mm, dz=5mm

Reference Value = 9.138 V/m; Power Drift = 0.13 dB

Peak SAR (extrapolated) = 0.208 W/kg

SAR(1 g) = 0.120 W/kg; SAR(10 g) = 0.079 W/kg

Maximum value of SAR (measured) = 0.171 W/kg



LTE B5 Body 15mm ANT2

Date: 4/28/2022

Electronics: DAE4 Sn777

Medium: H835

Medium parameters used (interpolated): $f = 836.5$ MHz; $\sigma = 0.862$ S/m; $\epsilon_r = 43.582$; $\rho = 1000$ kg/m³

Ambient Temperature: 23.3°C Liquid Temperature: 22.5°C

Communication System: UID 0, LTE Band5 (0) Frequency: 836.5 MHz Duty Cycle: 1:1

Probe: EX3DV4 - SN7600 ConvF(10.74, 10.74, 10.74)

Area Scan (81x101x1): Interpolated grid: dx=1.500 mm, dy=1.500 mm

Maximum value of SAR (interpolated) = 0.158 W/kg

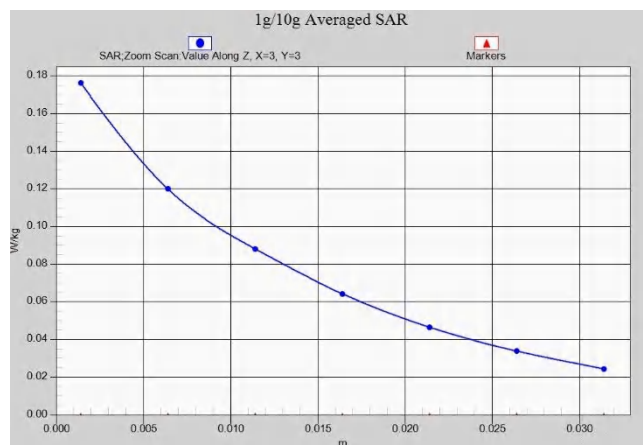
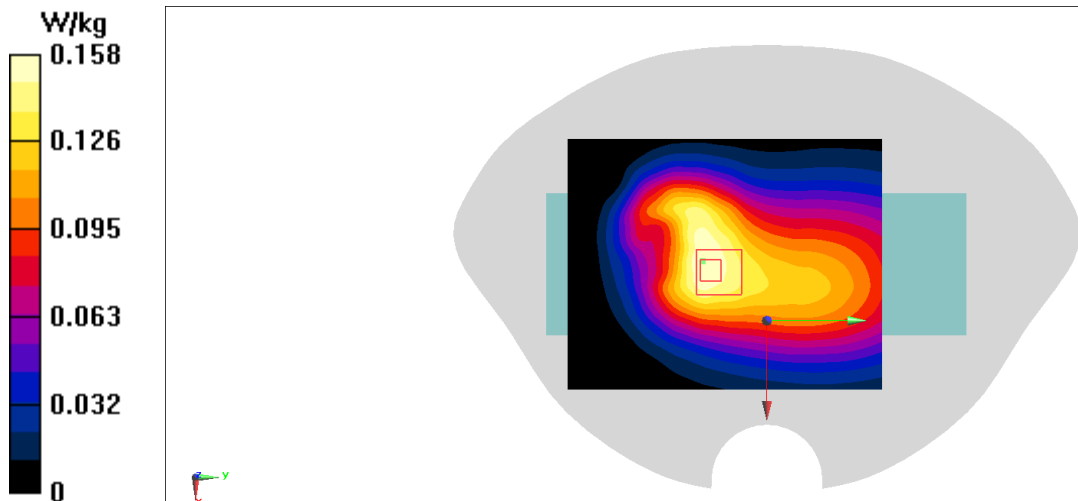
Zoom Scan (6x7x7)/Cube 0: Measurement grid: dx=8mm, dy=8mm, dz=5mm

Reference Value = 9.625 V/m; Power Drift = 0.11 dB

Peak SAR (extrapolated) = 0.202 W/kg

SAR(1 g) = 0.136 W/kg; SAR(10 g) = 0.098 W/kg

Maximum value of SAR (measured) = 0.176 W/kg



LTE B7 Head ANT2

Date: 5/3/2022

Electronics: DAE4 Sn777

Medium: H2600

Medium parameters used: $f = 2535$ MHz; $\sigma = 1.906$ S/m; $\epsilon_r = 40.304$; $\rho = 1000$ kg/m³

Ambient Temperature: 23.3°C Liquid Temperature: 22.5°C

Communication System: UID 0, LTE Band7 (0) Frequency: 2535 MHz Duty Cycle: 1:1

Probe: EX3DV4 - SN7600 ConvF(7.82, 7.82, 7.82)

Area Scan (101x171x1): Interpolated grid: dx=1.200 mm, dy=1.200 mm

Maximum value of SAR (interpolated) = 0.699 W/kg

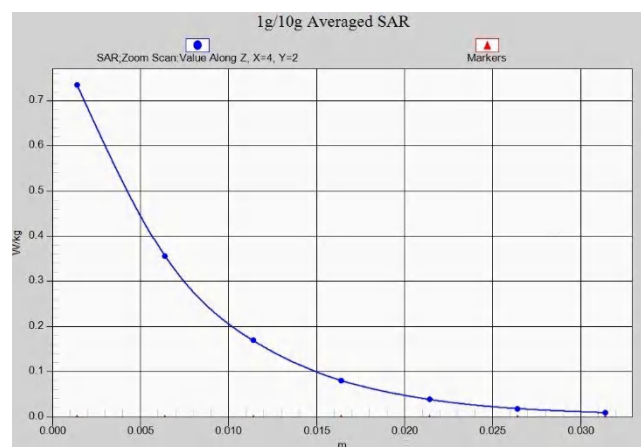
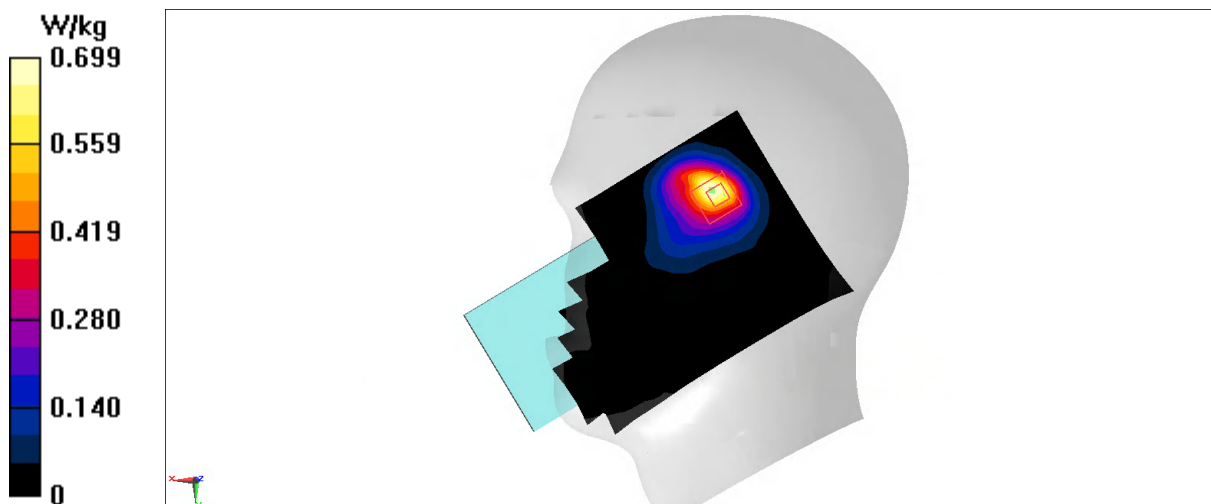
Zoom Scan (7x7x7)/Cube 0: Measurement grid: dx=5mm, dy=5mm, dz=5mm

Reference Value = 8.829 V/m; Power Drift = 0.15 dB

Peak SAR (extrapolated) = 0.952 W/kg

SAR(1 g) = 0.451 W/kg; SAR(10 g) = 0.213 W/kg

Maximum value of SAR (measured) = 0.735 W/kg



LTE B7 Body 10mm ANT2

Date: 5/3/2022

Electronics: DAE4 Sn777

Medium: H2600

Medium parameters used: $f = 2535$ MHz; $\sigma = 1.906$ S/m; $\epsilon_r = 40.304$; $\rho = 1000$ kg/m³

Ambient Temperature: 23.3°C Liquid Temperature: 22.5°C

Communication System: UID 0, LTE Band7 (0) Frequency: 2535 MHz Duty Cycle: 1:1

Probe: EX3DV4 - SN7600 ConvF(7.82, 7.82, 7.82)

Area Scan (101x121x1): Interpolated grid: $dx=1.200$ mm, $dy=1.200$ mm

Maximum value of SAR (interpolated) = 0.402 W/kg

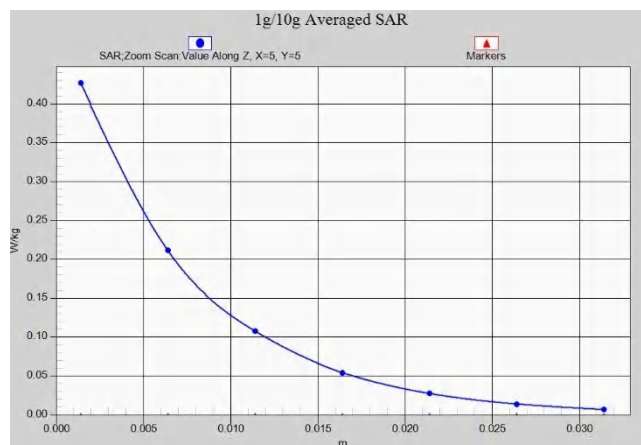
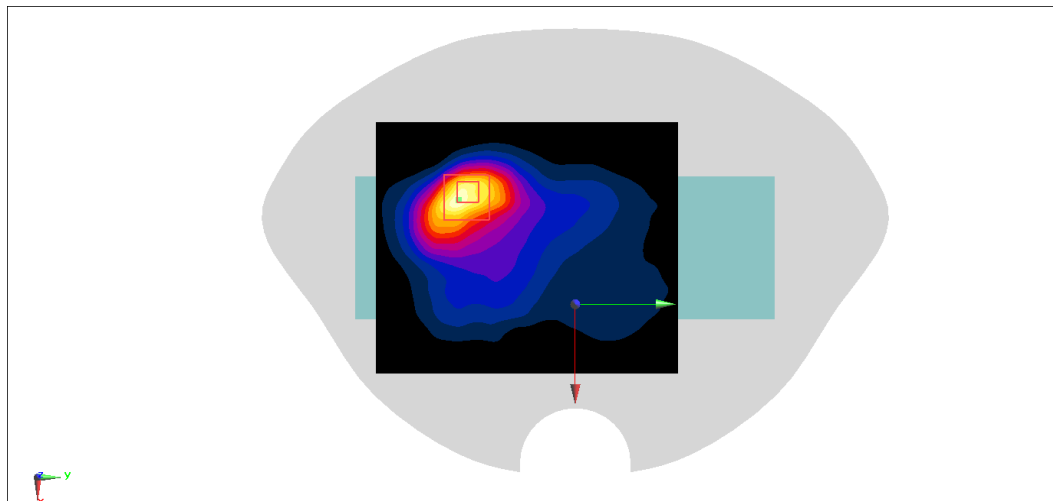
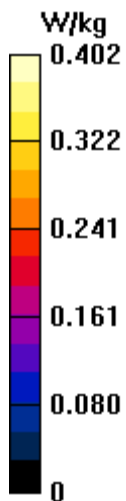
Zoom Scan (8x9x7)/Cube 0: Measurement grid: $dx=5$ mm, $dy=5$ mm, $dz=5$ mm

Reference Value = 4.355 V/m; Power Drift = 0.18 dB

Peak SAR (extrapolated) = 0.536 W/kg

SAR(1 g) = 0.266 W/kg; SAR(10 g) = 0.135 W/kg

Maximum value of SAR (measured) = 0.427 W/kg



LTE B7 Body 15mm ANT2

Date: 5/3/2022

Electronics: DAE4 Sn777

Medium: H2600

Medium parameters used: $f = 2535$ MHz; $\sigma = 1.906$ S/m; $\epsilon_r = 40.304$; $\rho = 1000$ kg/m³

Ambient Temperature: 23.3°C Liquid Temperature: 22.5°C

Communication System: UID 0, LTE Band7 (0) Frequency: 2535 MHz Duty Cycle: 1:1

Probe: EX3DV4 - SN7600 ConvF(7.82, 7.82, 7.82)

Area Scan (101x121x1): Interpolated grid: $dx=1.200$ mm, $dy=1.200$ mm

Maximum value of SAR (interpolated) = 0.313 W/kg

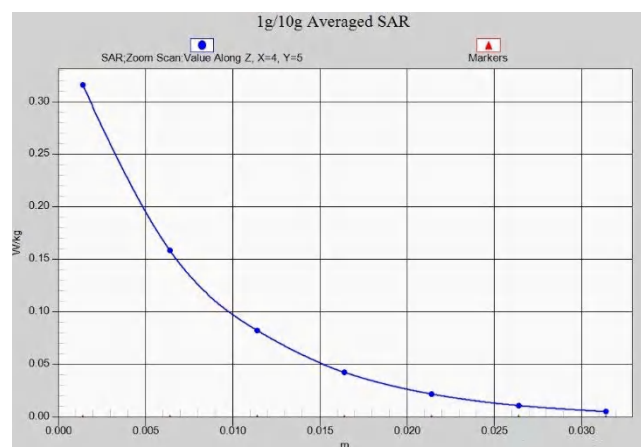
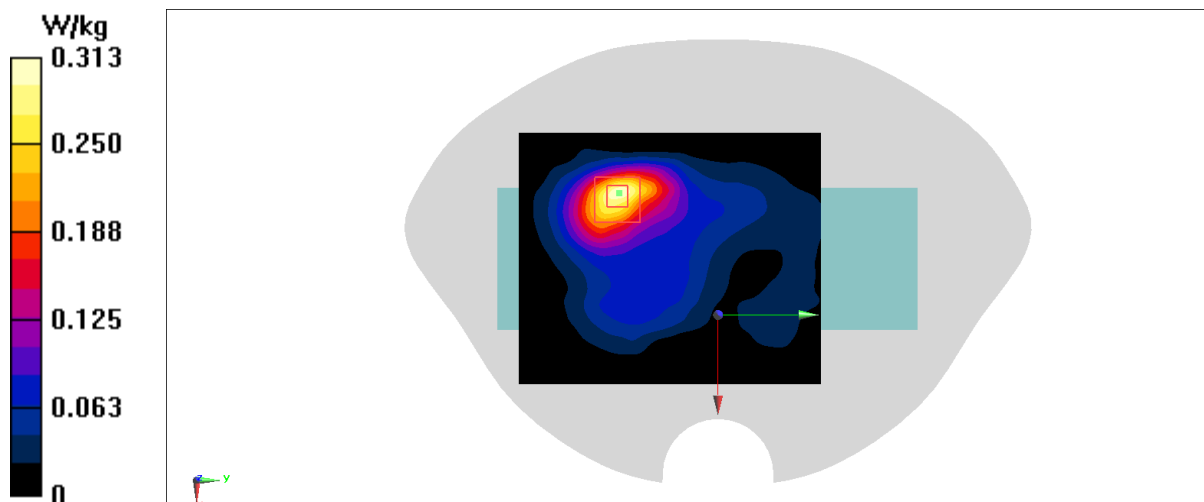
Zoom Scan (7x8x7)/Cube 0: Measurement grid: $dx=5$ mm, $dy=5$ mm, $dz=5$ mm

Reference Value = 3.336 V/m; Power Drift = -0.04 dB

Peak SAR (extrapolated) = 0.398 W/kg

SAR(1 g) = 0.200 W/kg; SAR(10 g) = 0.103 W/kg

Maximum value of SAR (measured) = 0.316 W/kg



LTE B38 Head ANT3

Date: 5/5/2022

Electronics: DAE4 Sn777

Medium: H2600

Medium parameters used: $f = 2595$ MHz; $\sigma = 2.042$ S/m; $\epsilon_r = 41.488$; $\rho = 1000$ kg/m³

Ambient Temperature: 23.3°C Liquid Temperature: 22.5°C

Communication System: UID 0, LTE Band38 20M (0) Frequency: 2595 MHz Duty Cycle: 1:1.5787

Probe: EX3DV4 - SN7600 ConvF(7.62, 7.62, 7.62)

Area Scan (91x161x1): Interpolated grid: dx=1.200 mm, dy=1.200 mm

Maximum value of SAR (interpolated) = 0.706 W/kg

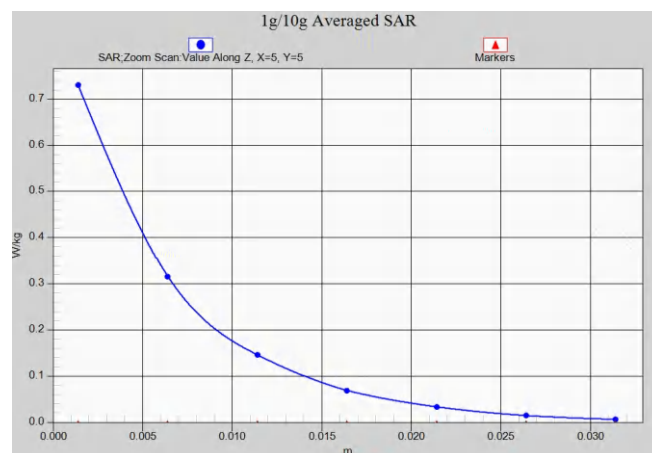

Zoom Scan (9x9x7)/Cube 0: Measurement grid: dx=5mm, dy=5mm, dz=5mm

Reference Value = 3.606 V/m; Power Drift = 0.13 dB

Peak SAR (extrapolated) = 0.961 W/kg

SAR(1 g) = 0.433 W/kg; SAR(10 g) = 0.203 W/kg

Maximum value of SAR (measured) = 0.730 W/kg



LTE B38 Body 10mm ANT3

Date: 5/5/2022

Electronics: DAE4 Sn777

Medium: H2600

Medium parameters used: $f = 2595$ MHz; $\sigma = 2.042$ S/m; $\epsilon_r = 41.488$; $\rho = 1000$ kg/m³

Ambient Temperature: 23.3°C Liquid Temperature: 22.5°C

Communication System: UID 0, LTE Band38 20M (0) Frequency: 2595 MHz Duty Cycle: 1:1.5787

Probe: EX3DV4 - SN7600 ConvF(7.62, 7.62, 7.62)

Area Scan (91x151x1): Interpolated grid: dx=1.200 mm, dy=1.200 mm

Maximum value of SAR (interpolated) = 0.397 W/kg

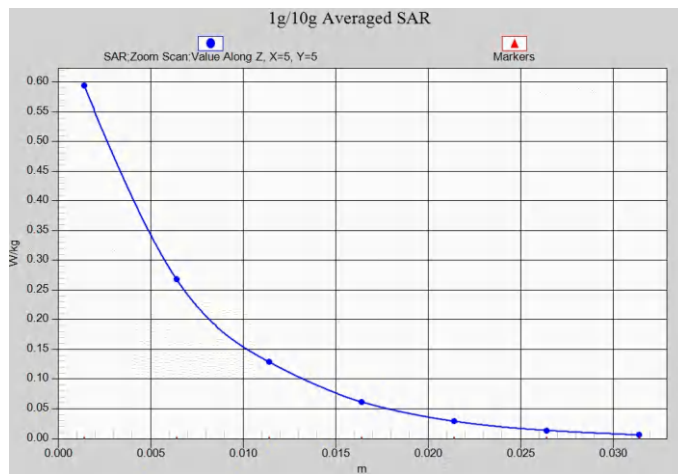
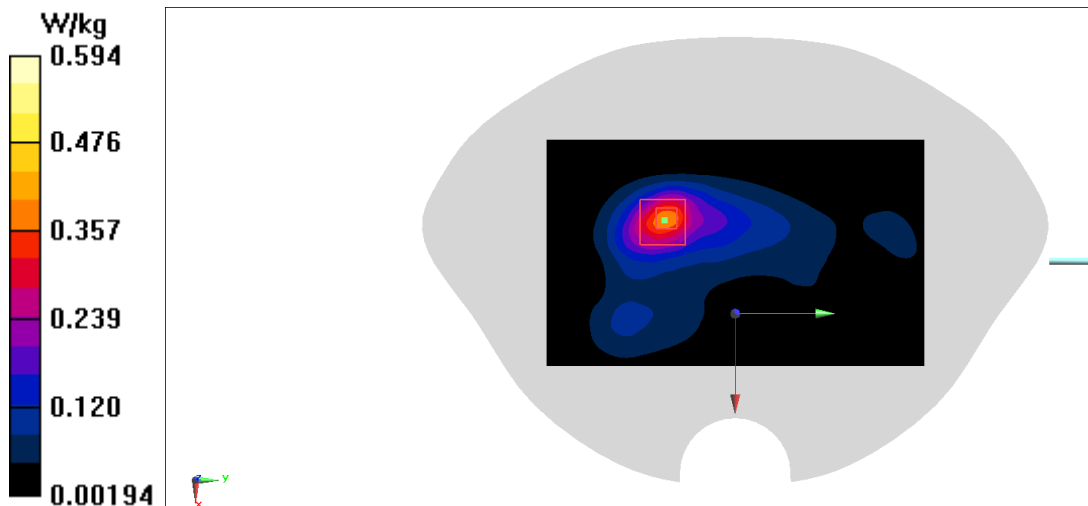
Zoom Scan (8x8x7)/Cube 0: Measurement grid: dx=5mm, dy=5mm, dz=5mm

Reference Value = 6.070 V/m; Power Drift = 0.13 dB

Peak SAR (extrapolated) = 0.755 W/kg

SAR(1 g) = 0.350 W/kg; SAR(10 g) = 0.168 W/kg

Maximum value of SAR (measured) = 0.594 W/kg



LTE B38 Body 15mm ANT3

Date: 5/5/2022

Electronics: DAE4 Sn777

Medium: H2600

Medium parameters used: $f = 2595$ MHz; $\sigma = 2.042$ S/m; $\epsilon_r = 41.488$; $\rho = 1000$ kg/m³

Ambient Temperature: 23.3°C Liquid Temperature: 22.5°C

Communication System: UID 0, LTE Band38 20M (0) Frequency: 2595 MHz Duty Cycle: 1:1.5787

Probe: EX3DV4 - SN7600 ConvF(7.62, 7.62, 7.62)

Area Scan (91x141x1): Interpolated grid: dx=1.200 mm, dy=1.200 mm

Maximum value of SAR (interpolated) = 0.174 W/kg

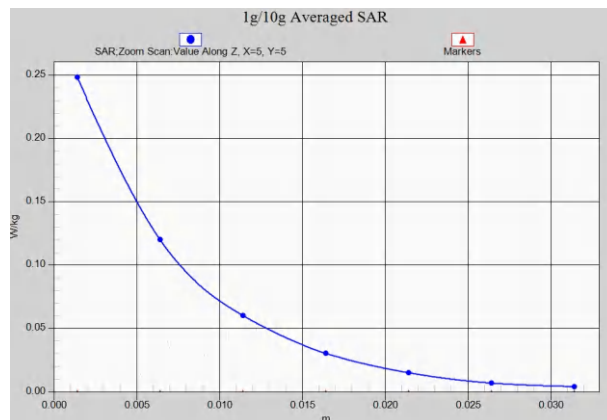
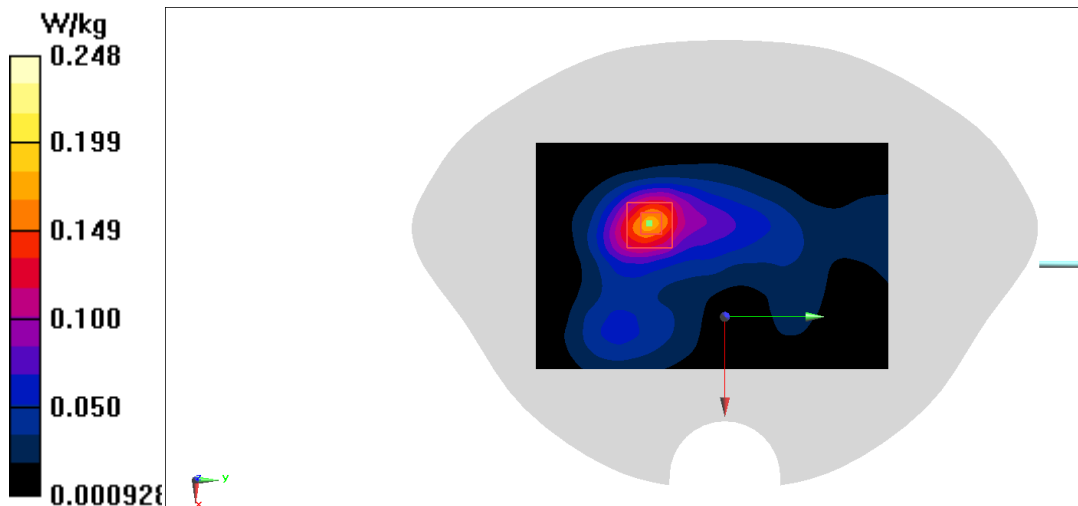
Zoom Scan (8x8x7)/Cube 0: Measurement grid: dx=5mm, dy=5mm, dz=5mm

Reference Value = 4.412 V/m; Power Drift = 0.11 dB

Peak SAR (extrapolated) = 0.311 W/kg

SAR(1 g) = 0.155 W/kg; SAR(10 g) = 0.079 W/kg

Maximum value of SAR (measured) = 0.248 W/kg



LTE B41 PC2 Head ANT3

Date: 5/5/2022

Electronics: DAE4 Sn777

Medium: H2600

Medium parameters used (interpolated): $f = 2593$ MHz; $\sigma = 2.041$ S/m; $\epsilon_r = 41.494$; $\rho = 1000$ kg/m³

Ambient Temperature: 23.3°C Liquid Temperature: 22.5°C

Communication System: UID 0, LTE Band41 (0) Frequency: 2593 MHz Duty Cycle: 1:2.30887

Probe: EX3DV4 - SN7600 ConvF(7.62, 7.62, 7.62)

Area Scan (91x161x1): Interpolated grid: dx=1.200 mm, dy=1.200 mm

Maximum value of SAR (interpolated) = 0.712 W/kg

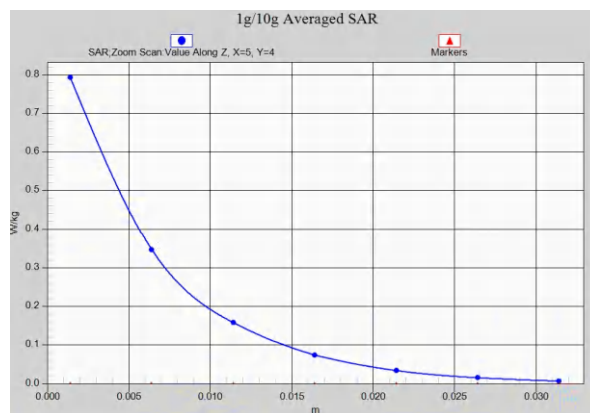

Zoom Scan (9x8x7)/Cube 0: Measurement grid: dx=5mm, dy=5mm, dz=5mm

Reference Value = 3.691 V/m; Power Drift = 0.11 dB

Peak SAR (extrapolated) = 1.03 W/kg

SAR(1 g) = 0.451 W/kg; SAR(10 g) = 0.209 W/kg

Maximum value of SAR (measured) = 0.793 W/kg



LTE B41 PC2 Body 10mm ANT3

Date: 5/5/2022

Electronics: DAE4 Sn777

Medium: H2600

Medium parameters used (interpolated): $f = 2593$ MHz; $\sigma = 2.041$ S/m; $\epsilon_r = 41.494$; $\rho = 1000$ kg/m³

Ambient Temperature: 23.3°C Liquid Temperature: 22.5°C

Communication System: UID 0, LTE Band41 (0) Frequency: 2593 MHz Duty Cycle: 1:2.30887

Probe: EX3DV4 - SN7600 ConvF(7.62, 7.62, 7.62)

Area Scan (91x151x1): Interpolated grid: dx=1.200 mm, dy=1.200 mm

Maximum value of SAR (interpolated) = 0.349 W/kg

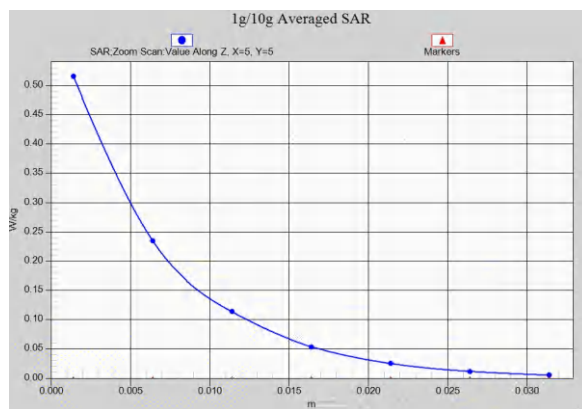
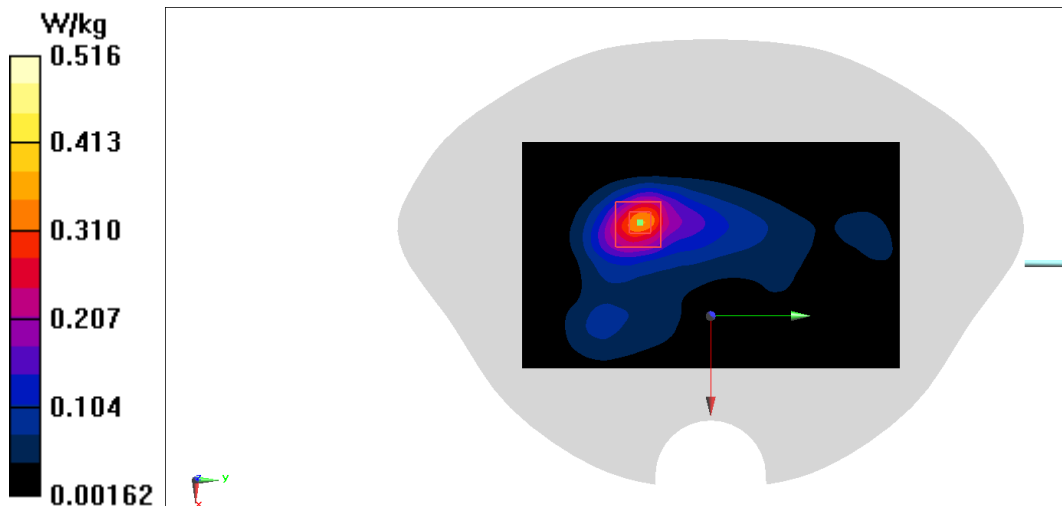
Zoom Scan (8x8x7)/Cube 0: Measurement grid: dx=5mm, dy=5mm, dz=5mm

Reference Value = 5.724 V/m; Power Drift = 0.16 dB

Peak SAR (extrapolated) = 0.657 W/kg

SAR(1 g) = 0.307 W/kg; SAR(10 g) = 0.148 W/kg

Maximum value of SAR (measured) = 0.516 W/kg



LTE B41 PC2 Body 15mm ANT3

Date: 5/5/2022

Electronics: DAE4 Sn777

Medium: H2600

Medium parameters used (interpolated): $f = 2593$ MHz; $\sigma = 2.041$ S/m; $\epsilon_r = 41.494$; $\rho = 1000$ kg/m³

Ambient Temperature: 23.3°C Liquid Temperature: 22.5°C

Communication System: UID 0, LTE Band41 (0) Frequency: 2593 MHz Duty Cycle: 1:2.30887

Probe: EX3DV4 - SN7600 ConvF(7.62, 7.62, 7.62)

Area Scan (91x141x1): Interpolated grid: dx=1.200 mm, dy=1.200 mm

Maximum value of SAR (interpolated) = 0.211 W/kg

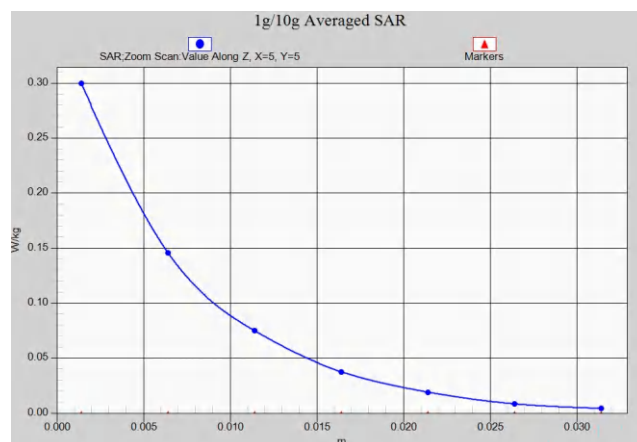
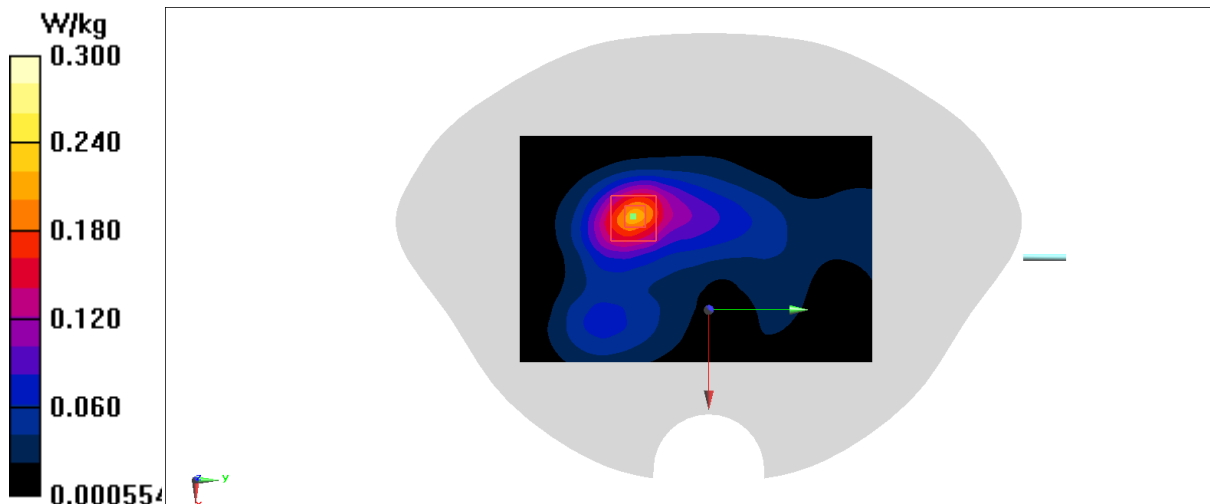
Zoom Scan (8x8x7)/Cube 0: Measurement grid: dx=5mm, dy=5mm, dz=5mm

Reference Value = 4.891 V/m; Power Drift = 0.17 dB

Peak SAR (extrapolated) = 0.375 W/kg

SAR(1 g) = 0.188 W/kg; SAR(10 g) = 0.096 W/kg

Maximum value of SAR (measured) = 0.300 W/kg



LTE B41 PC3 Head ANT3

Date: 5/5/2022

Electronics: DAE4 Sn777

Medium: H2600

Medium parameters used (interpolated): $f = 2593$ MHz; $\sigma = 2.041$ S/m; $\epsilon_r = 41.494$; $\rho = 1000$ kg/m³

Ambient Temperature: 23.3°C Liquid Temperature: 22.5°C

Communication System: UID 0, LTE Band41 (0) Frequency: 2593 MHz Duty Cycle: 1:2.30887

Probe: EX3DV4 - SN7600 ConvF(7.62, 7.62, 7.62)

Area Scan (91x161x1): Interpolated grid: dx=1.200 mm, dy=1.200 mm

Maximum value of SAR (interpolated) = 0.675 W/kg

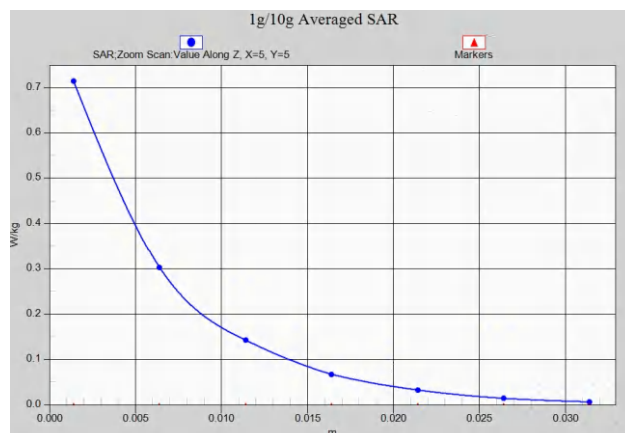

Zoom Scan (9x9x7)/Cube 0: Measurement grid: dx=5mm, dy=5mm, dz=5mm

Reference Value = 3.632 V/m; Power Drift = 0.16 dB

Peak SAR (extrapolated) = 0.946 W/kg

SAR(1 g) = 0.417 W/kg; SAR(10 g) = 0.197 W/kg

Maximum value of SAR (measured) = 0.714 W/kg



LTE B41 PC3 Body 10mm ANT3

Date: 5/5/2022

Electronics: DAE4 Sn777

Medium: H2600

Medium parameters used (interpolated): $f = 2593$ MHz; $\sigma = 2.041$ S/m; $\epsilon_r = 41.494$; $\rho = 1000$ kg/m³

Ambient Temperature: 23.3°C Liquid Temperature: 22.5°C

Communication System: UID 0, LTE Band41 (0) Frequency: 2593 MHz Duty Cycle: 1:2.30887

Probe: EX3DV4 - SN7600 ConvF(7.62, 7.62, 7.62)

Area Scan (91x151x1): Interpolated grid: dx=1.200 mm, dy=1.200 mm

Maximum value of SAR (interpolated) = 0.319 W/kg

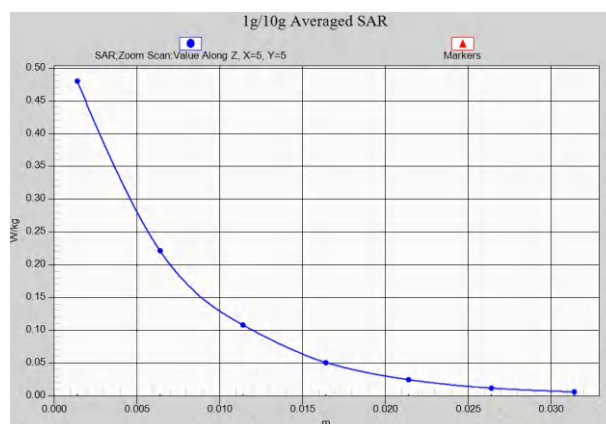
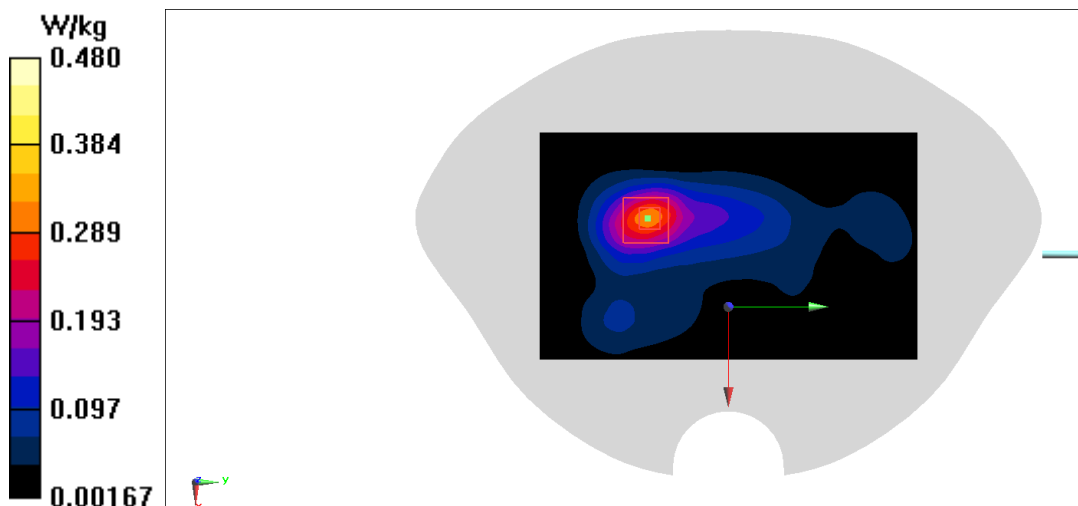
Zoom Scan (8x8x7)/Cube 0: Measurement grid: dx=5mm, dy=5mm, dz=5mm

Reference Value = 5.870 V/m; Power Drift = 0.18 dB

Peak SAR (extrapolated) = 0.609 W/kg

SAR(1 g) = 0.287 W/kg; SAR(10 g) = 0.142 W/kg

Maximum value of SAR (measured) = 0.480 W/kg



LTE B41 PC3 Body 15mm ANT3

Date: 5/5/2022

Electronics: DAE4 Sn777

Medium: H2600

Medium parameters used (interpolated): $f = 2593$ MHz; $\sigma = 2.041$ S/m; $\epsilon_r = 41.494$; $\rho = 1000$ kg/m³

Ambient Temperature: 23.3°C Liquid Temperature: 22.5°C

Communication System: UID 0, LTE Band41 (0) Frequency: 2593 MHz Duty Cycle: 1:2.30887

Probe: EX3DV4 - SN7600 ConvF(7.62, 7.62, 7.62)

Area Scan (91x141x1): Interpolated grid: dx=1.200 mm, dy=1.200 mm

Maximum value of SAR (interpolated) = 0.210 W/kg

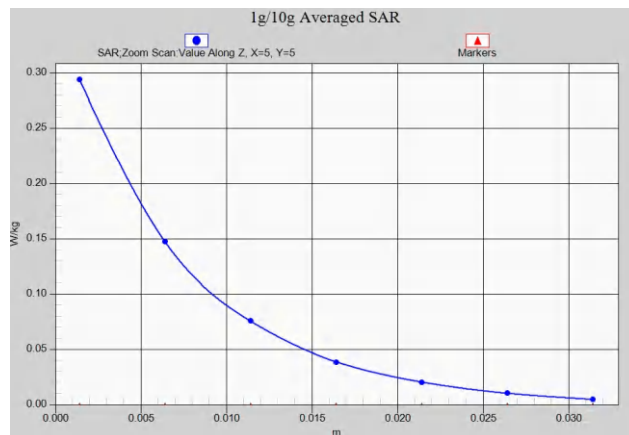
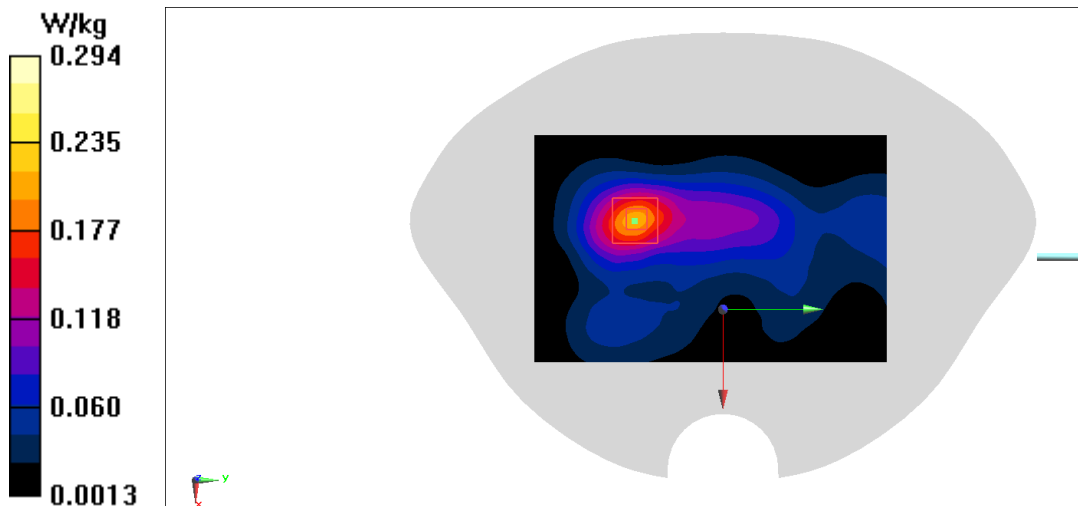
Zoom Scan (8x8x7)/Cube 0: Measurement grid: dx=5mm, dy=5mm, dz=5mm

Reference Value = 5.726 V/m; Power Drift = 0.09 dB

Peak SAR (extrapolated) = 0.364 W/kg

SAR(1 g) = 0.181 W/kg; SAR(10 g) = 0.098 W/kg

Maximum value of SAR (measured) = 0.294 W/kg



LTE B38 Head ANT1

Date: 5/28/2022

Electronics: DAE4 Sn777

Medium: H2600

Medium parameters used: $f = 2595$ MHz; $\sigma = 1.978$ S/m; $\epsilon_r = 39.728$; $\rho = 1000$ kg/m³

Ambient Temperature: 23.3°C Liquid Temperature: 22.5°C

Communication System: UID 0, LTE Band38 (0) Frequency: 2595 MHz Duty Cycle: 1:1.5787

Probe: EX3DV4 - SN7600 ConvF(7.62, 7.62, 7.62)

Area Scan (81x141x1): Interpolated grid: dx=1.200 mm, dy=1.200 mm

Maximum value of SAR (interpolated) = 0.0198 W/kg

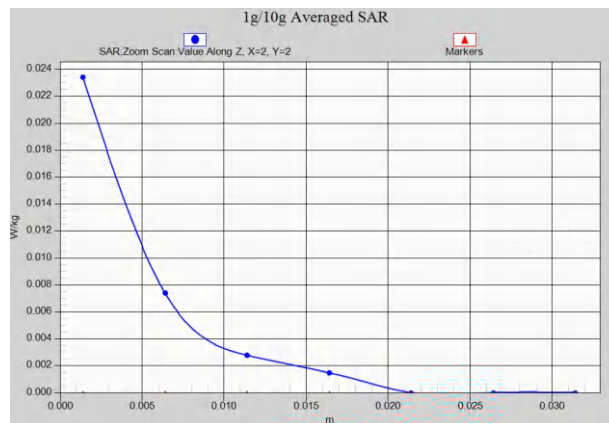
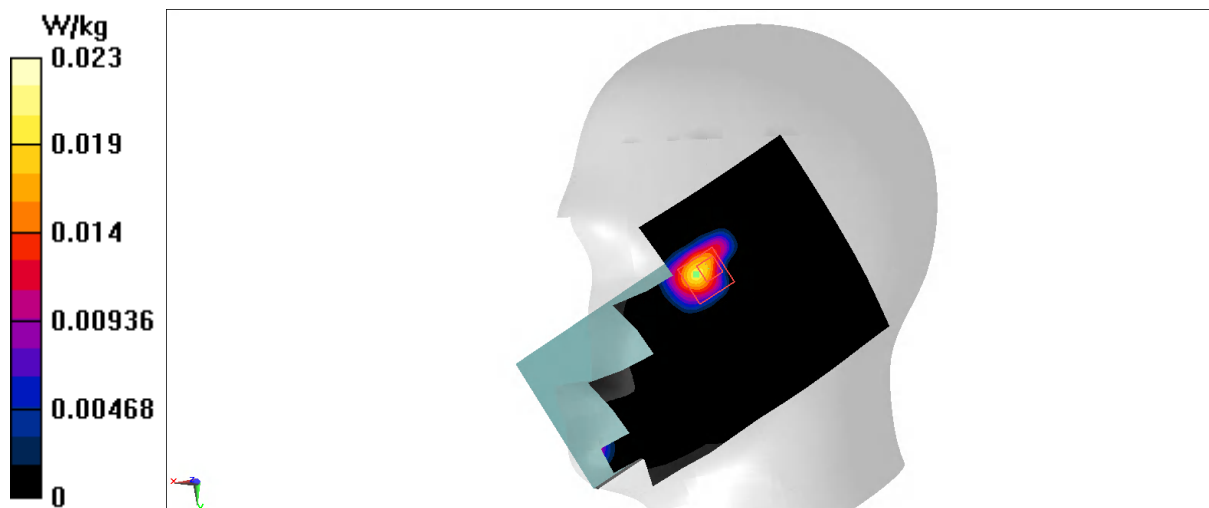
Zoom Scan (6x6x7)/Cube 0: Measurement grid: dx=5mm, dy=5mm, dz=5mm

Reference Value = 0.06200 V/m; Power Drift = 0.03 dB

Peak SAR (extrapolated) = 0.0420 W/kg

SAR(1 g) = 0.00914 W/kg; SAR(10 g) = 0.00291 W/kg

Maximum value of SAR (measured) = 0.0234 W/kg



LTE B38 Body 10mm ANT1

Date: 5/28/2022

Electronics: DAE4 Sn777

Medium: H2600

Medium parameters used: $f = 2610$ MHz; $\sigma = 1.991$ S/m; $\epsilon_r = 39.699$; $\rho = 1000$ kg/m³

Ambient Temperature: 23.3°C Liquid Temperature: 22.5°C

Communication System: UID 0, LTE Band38 (0) Frequency: 2610 MHz Duty Cycle: 1:1.5787

Probe: EX3DV4 - SN7600 ConvF(7.62, 7.62, 7.62)

Area Scan (81x131x1): Interpolated grid: dx=1.200 mm, dy=1.200 mm

Maximum value of SAR (interpolated) = 0.889 W/kg

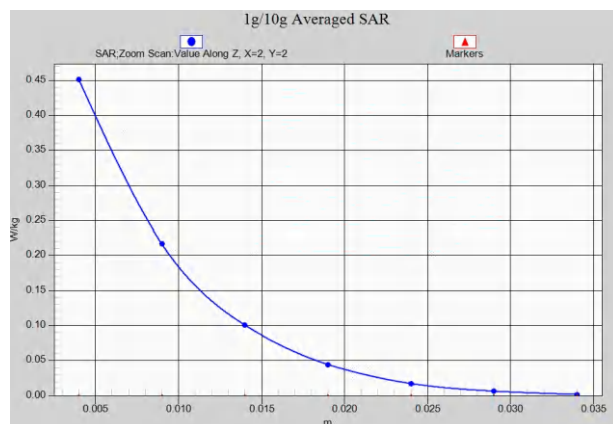
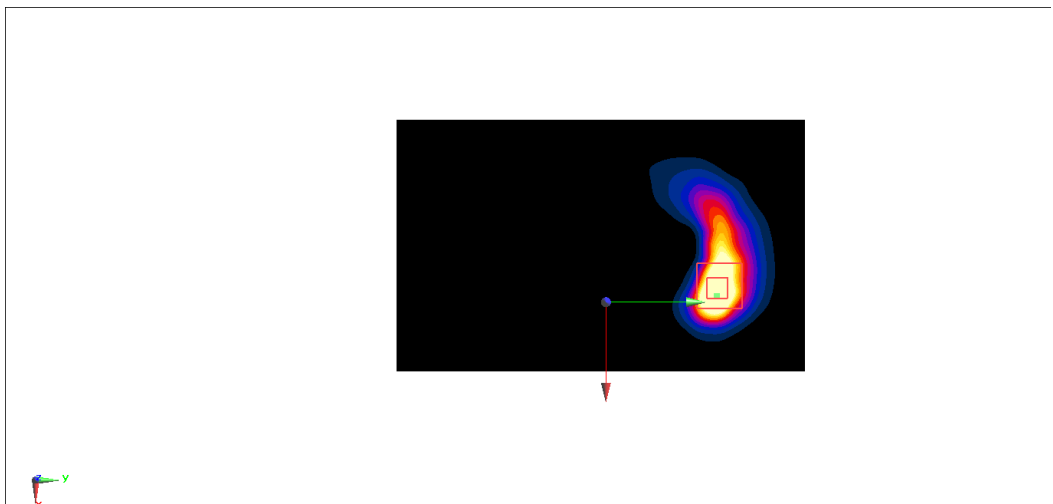
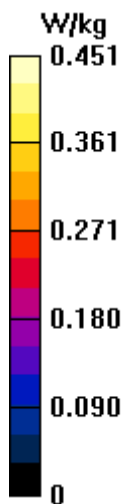
Zoom Scan (5x5x7)/Cube 0: Measurement grid: dx=5mm, dy=5mm, dz=5mm

Reference Value = 4.29 V/m; Power Drift = 0.12 dB

Peak SAR (extrapolated) = 0.826 W/kg

SAR(1 g) = 0.397 W/kg; SAR(10 g) = 0.176 W/kg

Maximum value of SAR (measured) = 0.451 W/kg



LTE B38 Body 15mm ANT1

Date: 5/28/2022

Electronics: DAE4 Sn777

Medium: H2600

Medium parameters used: $f = 2610$ MHz; $\sigma = 1.991$ S/m; $\epsilon_r = 39.699$; $\rho = 1000$ kg/m³

Ambient Temperature: 23.3°C Liquid Temperature: 22.5°C

Communication System: UID 0, LTE Band38 (0) Frequency: 2610 MHz Duty Cycle: 1:1.5787

Probe: EX3DV4 - SN7600 ConvF(7.62, 7.62, 7.62)

Area Scan (81x131x1): Interpolated grid: dx=1.200 mm, dy=1.200 mm

Maximum value of SAR (interpolated) = 0.433 W/kg

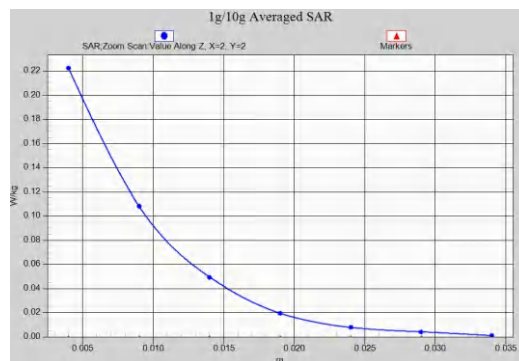
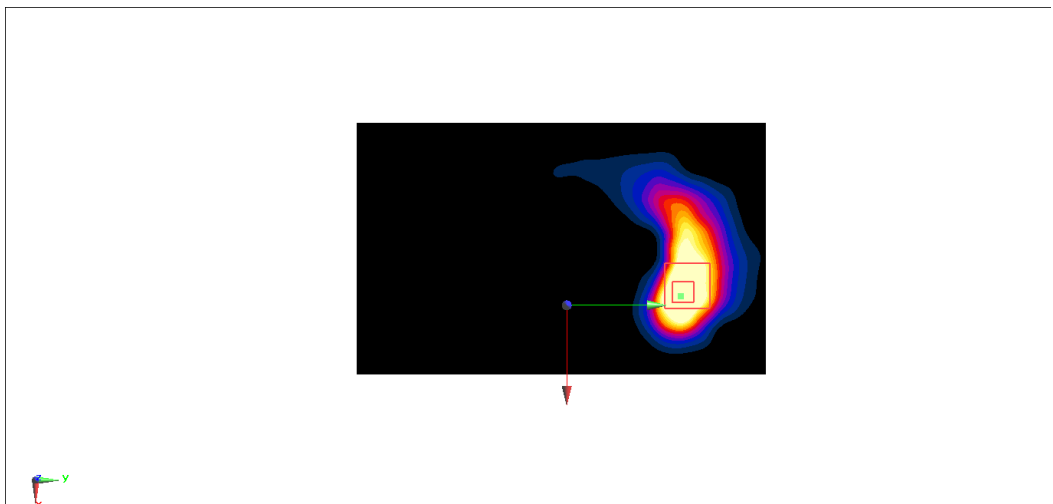
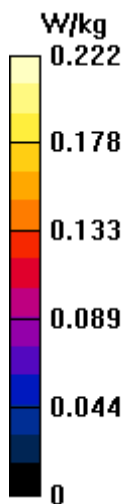
Zoom Scan (5x5x7)/Cube 0: Measurement grid: dx=5mm, dy=5mm, dz=5mm

Reference Value = 3.88 V/m; Power Drift = 0.19 dB

Peak SAR (extrapolated) = 0.358 W/kg

SAR(1 g) = 0.191 W/kg; SAR(10 g) = 0.093 W/kg

Maximum value of SAR (measured) = 0.222 W/kg



LTE B41 PC2 Head ANT1

Date: 5/28/2022

Electronics: DAE4 Sn777

Medium: H2600

Medium parameters used: $f = 2550$ MHz; $\sigma = 1.941$ S/m; $\epsilon_r = 39.83$; $\rho = 1000$ kg/m³

Ambient Temperature: 23.3°C Liquid Temperature: 22.5°C

Communication System: UID 0, LTE Band41 (0) Frequency: 2549.5 MHz Duty Cycle: 1:2.30887

Probe: EX3DV4 - SN7600 ConvF(7.82, 7.82, 7.82)

Area Scan (81x141x1): Interpolated grid: dx=1.200 mm, dy=1.200 mm

Maximum value of SAR (interpolated) = 0.109 W/kg

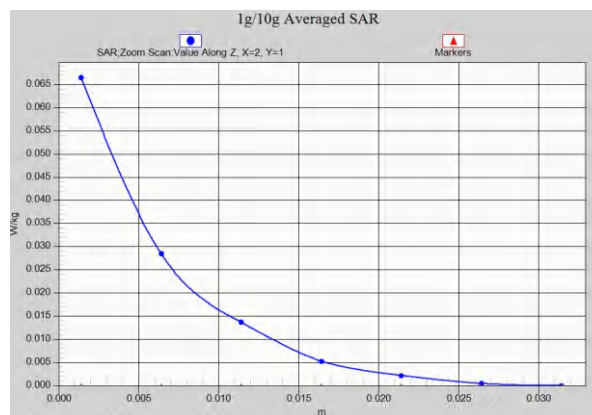
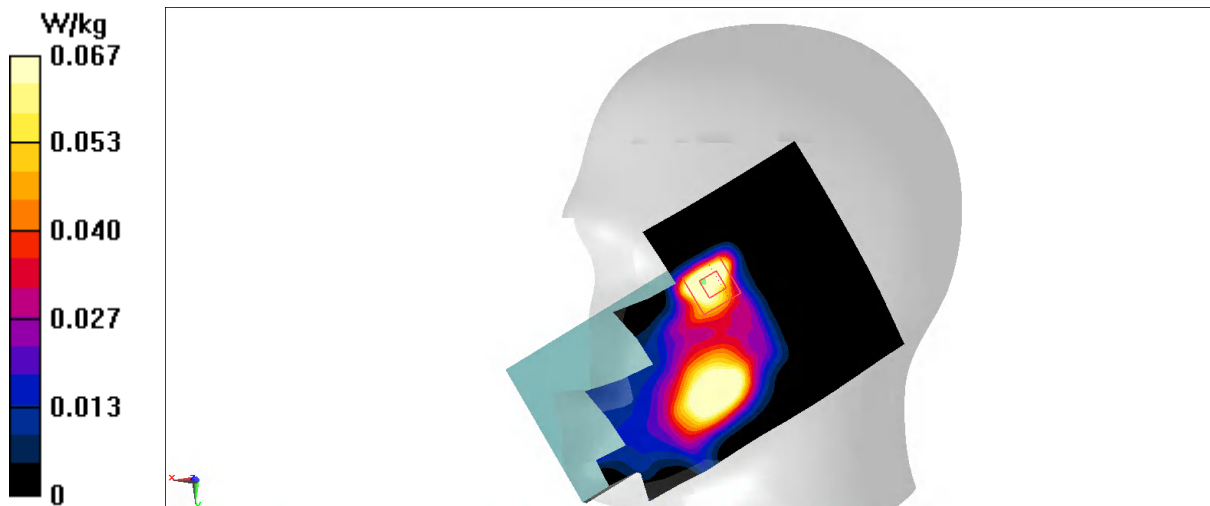
Zoom Scan (5x5x7)/Cube 0: Measurement grid: dx=5mm, dy=5mm, dz=5mm

Reference Value = 0.08100 V/m; Power Drift = 0.10 dB

Peak SAR (extrapolated) = 0.215 W/kg

SAR(1 g) = 0.043 W/kg; SAR(10 g) = 0.016 W/kg

Maximum value of SAR (measured) = 0.0665 W/kg



LTE B41 PC2 Body 10mm ANT1

Date: 5/28/2022

Electronics: DAE4 Sn777

Medium: H2600

Medium parameters used: $f = 2550$ MHz; $\sigma = 1.941$ S/m; $\epsilon_r = 39.83$; $\rho = 1000$ kg/m³

Ambient Temperature: 23.3°C Liquid Temperature: 22.5°C

Communication System: UID 0, LTE Band41 (0) Frequency: 2549.5 MHz Duty Cycle: 1:2.30887

Probe: EX3DV4 - SN7600 ConvF(7.82, 7.82, 7.82)

Area Scan (81x131x1): Interpolated grid: dx=1.200 mm, dy=1.200 mm

Maximum value of SAR (interpolated) = 0.908 W/kg

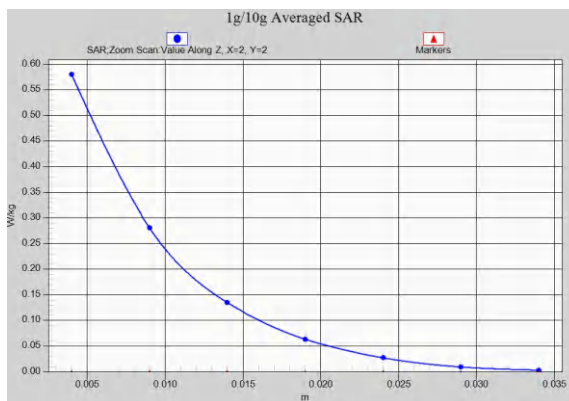
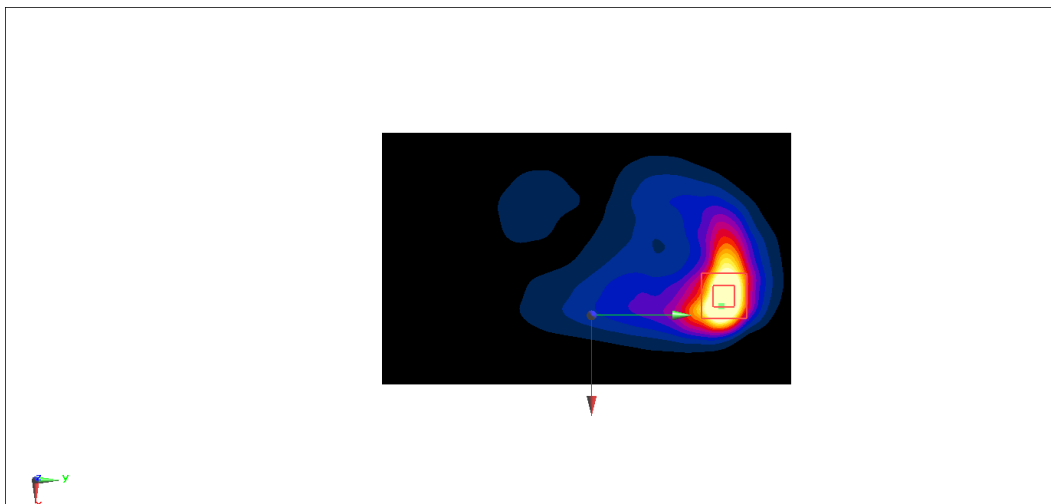
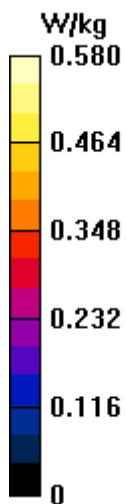
Zoom Scan (5x5x7)/Cube 0: Measurement grid: dx=5mm, dy=5mm, dz=5mm

Reference Value = 7.140 V/m; Power Drift = -0.11 dB

Peak SAR (extrapolated) = 1.08 W/kg

SAR(1 g) = 0.512 W/kg; SAR(10 g) = 0.232 W/kg

Maximum value of SAR (measured) = 0.580 W/kg



LTE B41 PC2 Body 15mm ANT1

Date: 5/28/2022

Electronics: DAE4 Sn777

Medium: H2600

Medium parameters used: $f = 2550$ MHz; $\sigma = 1.941$ S/m; $\epsilon_r = 39.83$; $\rho = 1000$ kg/m³

Ambient Temperature: 23.3°C Liquid Temperature: 22.5°C

Communication System: UID 0, LTE Band41 (0) Frequency: 2549.5 MHz Duty Cycle: 1:2.30887

Probe: EX3DV4 - SN7600 ConvF(7.82, 7.82, 7.82)

Area Scan (81x131x1): Interpolated grid: dx=1.200 mm, dy=1.200 mm

Maximum value of SAR (interpolated) = 0.446 W/kg

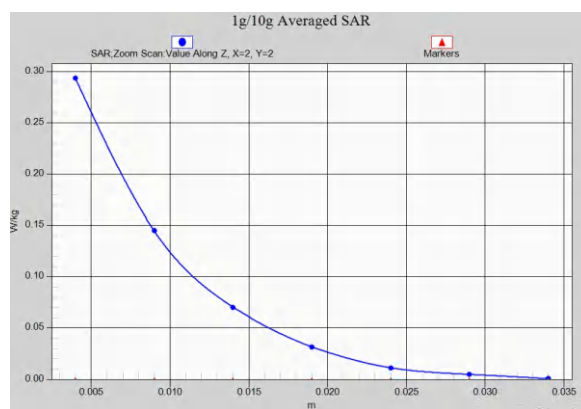
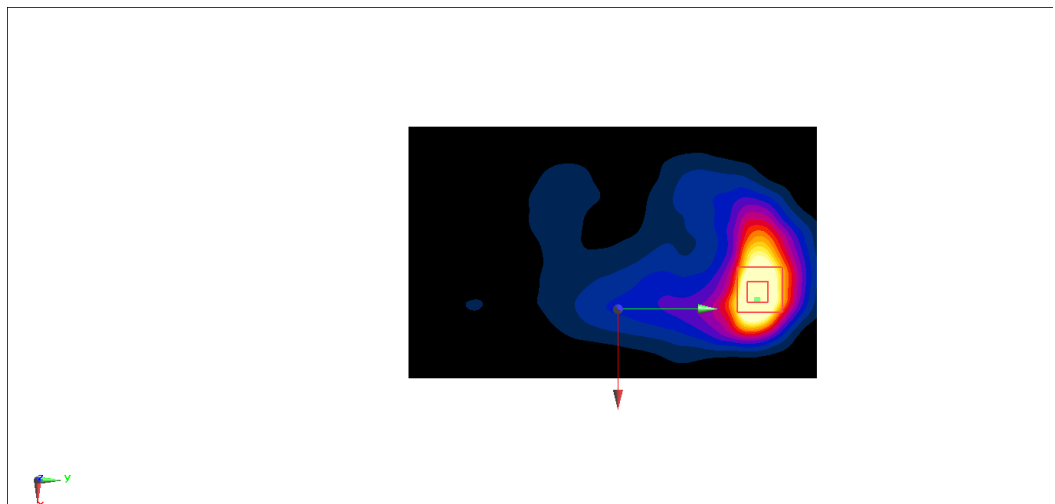
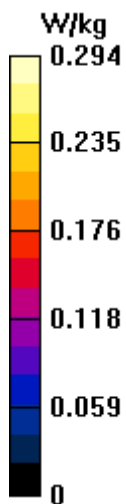
Zoom Scan (5x5x7)/Cube 0: Measurement grid: dx=5mm, dy=5mm, dz=5mm

Reference Value = 5.309 V/m; Power Drift = -0.04 dB

Peak SAR (extrapolated) = 0.513 W/kg

SAR(1 g) = 0.261 W/kg; SAR(10 g) = 0.125 W/kg

Maximum value of SAR (measured) = 0.294 W/kg



LTE B41 PC3 Head ANT1

Date: 5/28/2022

Electronics: DAE4 Sn777

Medium: H2600

Medium parameters used: $f = 2550$ MHz; $\sigma = 1.941$ S/m; $\epsilon_r = 39.83$; $\rho = 1000$ kg/m³

Ambient Temperature: 23.3°C Liquid Temperature: 22.5°C

Communication System: UID 0, LTE Band41 (0) Frequency: 2549.5 MHz Duty Cycle: 1:2.30887

Probe: EX3DV4 - SN7600 ConvF(7.82, 7.82, 7.82)

Area Scan (81x141x1): Interpolated grid: dx=1.200 mm, dy=1.200 mm

Maximum value of SAR (interpolated) = 0.114 W/kg

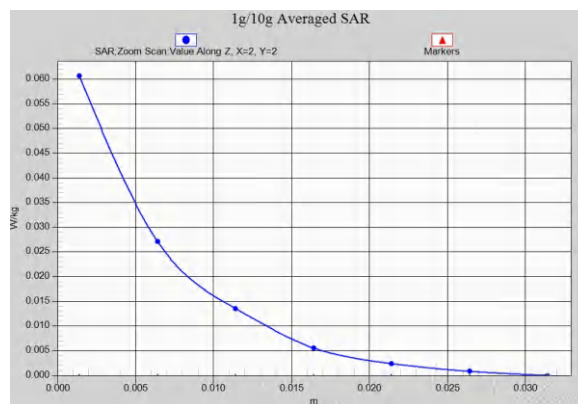
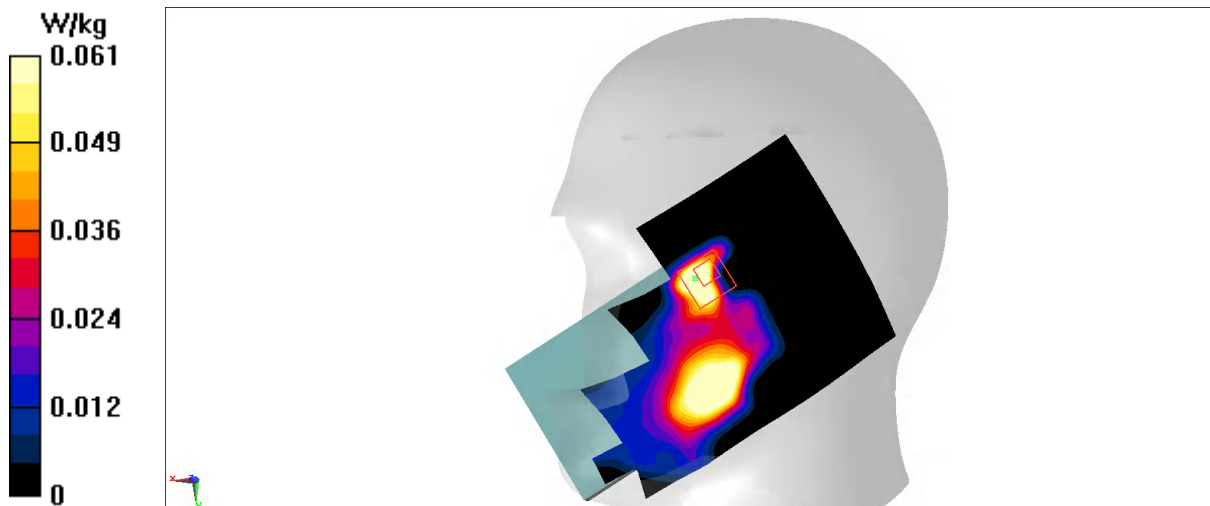
Zoom Scan (6x6x7)/Cube 0: Measurement grid: dx=5mm, dy=5mm, dz=5mm

Reference Value = 0.05300 V/m; Power Drift = 0.01 dB

Peak SAR (extrapolated) = 0.104 W/kg

SAR(1 g) = 0.032 W/kg; SAR(10 g) = 0.010 W/kg

Maximum value of SAR (measured) = 0.0607 W/kg



LTE B41 PC3 Body 10mm ANT1

Date: 5/28/2022

Electronics: DAE4 Sn777

Medium: H2600

Medium parameters used: $f = 2550$ MHz; $\sigma = 1.941$ S/m; $\epsilon_r = 39.83$; $\rho = 1000$ kg/m³

Ambient Temperature: 23.3°C Liquid Temperature: 22.5°C

Communication System: UID 0, LTE Band41 (0) Frequency: 2549.5 MHz Duty Cycle: 1:2.30887

Probe: EX3DV4 - SN7600 ConvF(7.82, 7.82, 7.82)

Area Scan (81x131x1): Interpolated grid: dx=1.200 mm, dy=1.200 mm

Maximum value of SAR (interpolated) = 0.911 W/kg

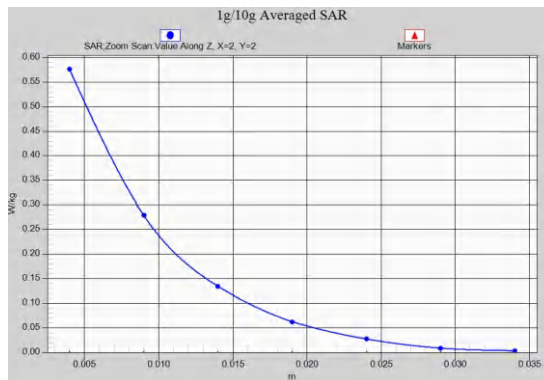
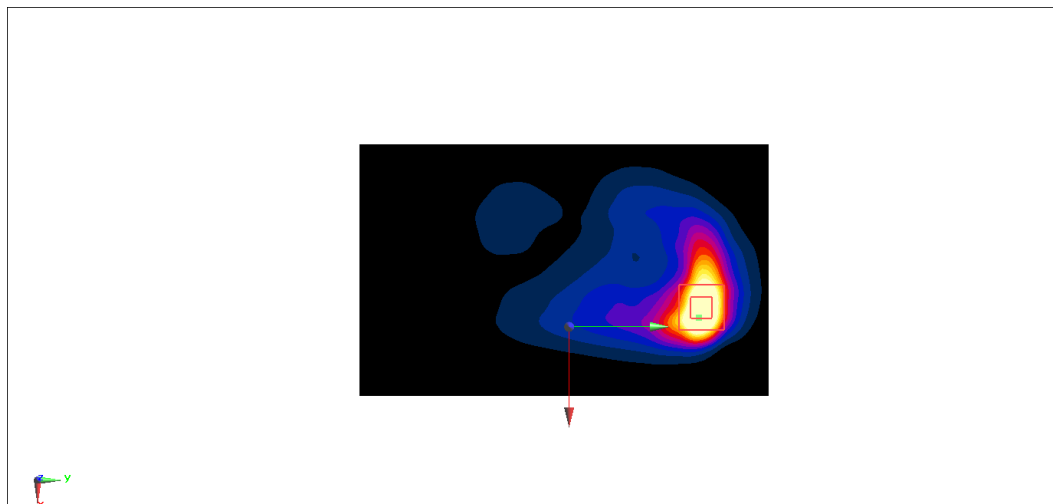
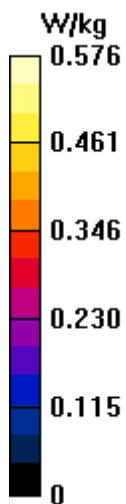
Zoom Scan (5x5x7)/Cube 0: Measurement grid: dx=5mm, dy=5mm, dz=5mm

Reference Value = 7.067 V/m; Power Drift = -0.05 dB

Peak SAR (extrapolated) = 1.07 W/kg

SAR(1 g) = 0.511 W/kg; SAR(10 g) = 0.233 W/kg

Maximum value of SAR (measured) = 0.576 W/kg



LTE B41 PC3 Body 15mm ANT1

Date: 5/28/2022

Electronics: DAE4 Sn777

Medium: H2600

Medium parameters used: $f = 2550$ MHz; $\sigma = 1.941$ S/m; $\epsilon_r = 39.83$; $\rho = 1000$ kg/m³

Ambient Temperature: 23.3°C Liquid Temperature: 22.5°C

Communication System: UID 0, LTE Band41 (0) Frequency: 2549.5 MHz Duty Cycle: 1:2.30887

Probe: EX3DV4 - SN7600 ConvF(7.82, 7.82, 7.82)

Area Scan (81x131x1): Interpolated grid: dx=1.200 mm, dy=1.200 mm

Maximum value of SAR (interpolated) = 0.391 W/kg

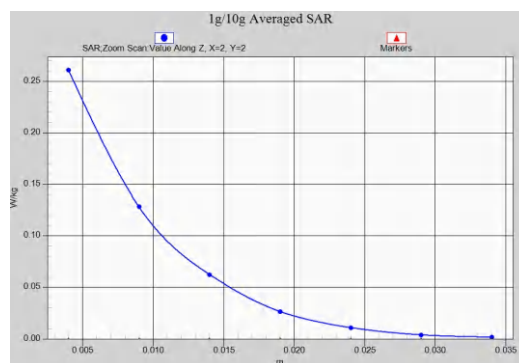
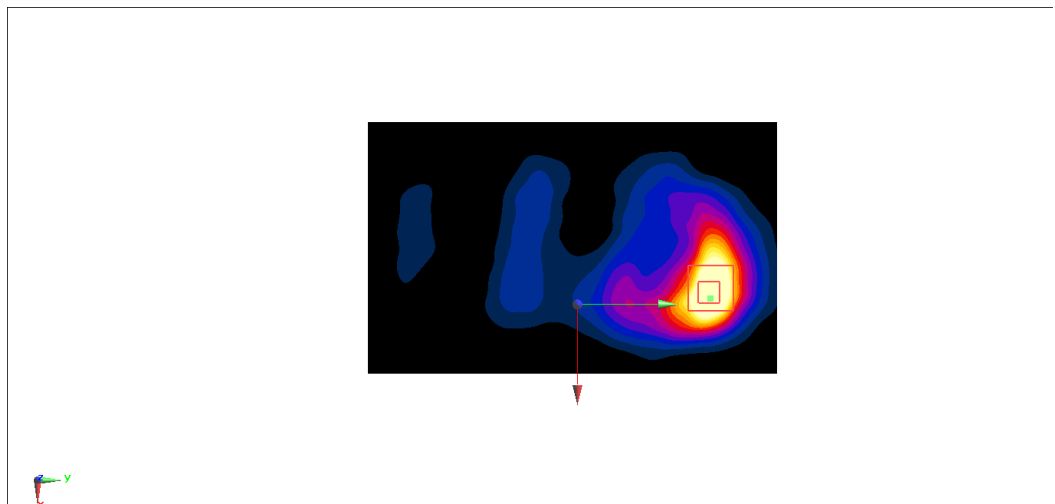
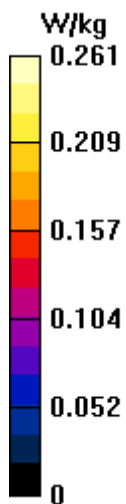
Zoom Scan (5x5x7)/Cube 0: Measurement grid: dx=5mm, dy=5mm, dz=5mm

Reference Value = 3.504 V/m; Power Drift = -0.04 dB

Peak SAR (extrapolated) = 0.439 W/kg

SAR(1 g) = 0.231 W/kg; SAR(10 g) = 0.111 W/kg

Maximum value of SAR (measured) = 0.261 W/kg



LTE B38 Head ANT2

Date: 5/25/2022

Electronics: DAE4 Sn777

Medium: H2600

Medium parameters used: $f = 2580$ MHz; $\sigma = 2.068$ S/m; $\epsilon_r = 41.17$; $\rho = 1000$ kg/m³

Ambient Temperature: 23.3°C Liquid Temperature: 22.5°C

Communication System: UID 0, LTE Band38 (0) Frequency: 2580 MHz Duty Cycle: 1:1.5787

Probe: EX3DV4 - SN7600 ConvF(7.62, 7.62, 7.62)

Area Scan (81x141x1): Interpolated grid: dx=1.200 mm, dy=1.200 mm

Maximum value of SAR (interpolated) = 0.324 W/kg

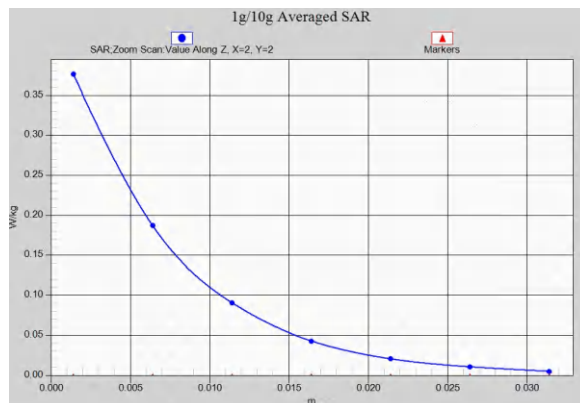

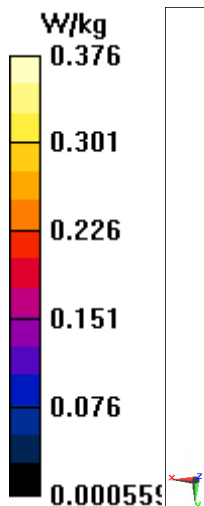
Zoom Scan (5x5x7)/Cube 0: Measurement grid: dx=5mm, dy=5mm, dz=5mm

Reference Value = 6.906 V/m; Power Drift = 0.17 dB

Peak SAR (extrapolated) = 0.472 W/kg

SAR(1 g) = 0.222 W/kg; SAR(10 g) = 0.105 W/kg

Maximum value of SAR (measured) = 0.376 W/kg



LTE B38 Body 10mm ANT2

Date: 5/25/2022

Electronics: DAE4 Sn777

Medium: H2600

Medium parameters used: $f = 2580$ MHz; $\sigma = 2.068$ S/m; $\epsilon_r = 41.17$; $\rho = 1000$ kg/m³

Ambient Temperature: 23.3°C Liquid Temperature: 22.5°C

Communication System: UID 0, LTE Band38 (0) Frequency: 2580 MHz Duty Cycle: 1:1.5787

Probe: EX3DV4 - SN7600 ConvF(7.62, 7.62, 7.62)

Area Scan (101x171x1): Interpolated grid: dx=1.200 mm, dy=1.200 mm

Maximum value of SAR (interpolated) = 0.371 W/kg

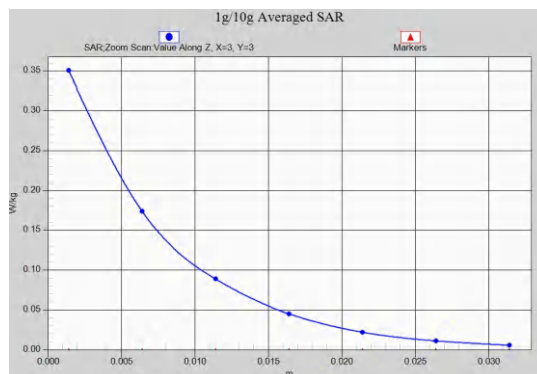
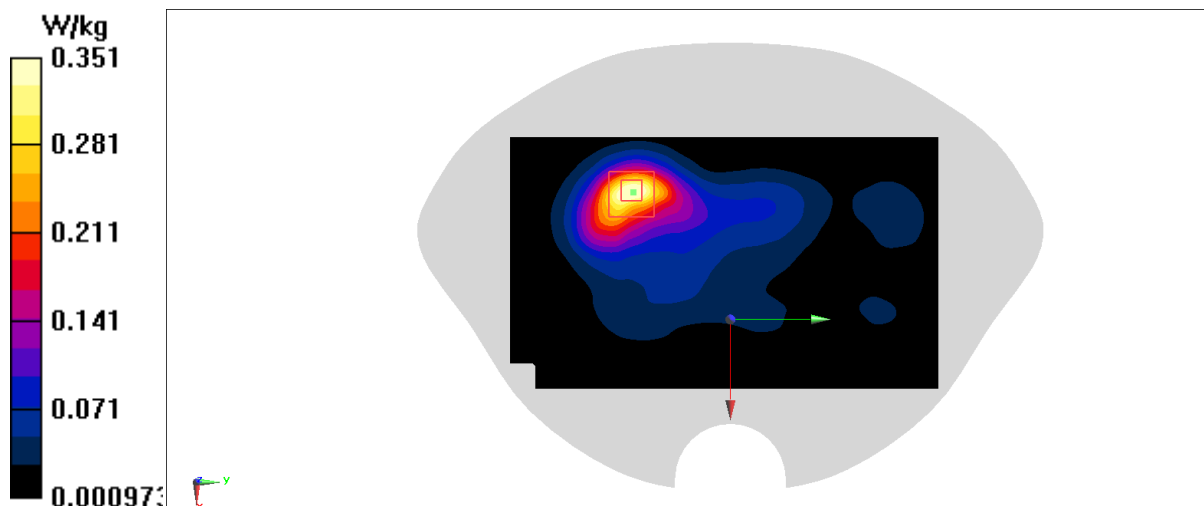
Zoom Scan (7x7x7)/Cube 0: Measurement grid: dx=5mm, dy=5mm, dz=5mm

Reference Value = 4.012 V/m; Power Drift = 0.11 dB

Peak SAR (extrapolated) = 0.439 W/kg

SAR(1 g) = 0.217 W/kg; SAR(10 g) = 0.107 W/kg

Maximum value of SAR (measured) = 0.351 W/kg



LTE B38 Body 15mm ANT2

Date: 5/25/2022

Electronics: DAE4 Sn777

Medium: H2600

Medium parameters used: $f = 2580$ MHz; $\sigma = 2.068$ S/m; $\epsilon_r = 41.17$; $\rho = 1000$ kg/m³

Ambient Temperature: 23.3°C Liquid Temperature: 22.5°C

Communication System: UID 0, LTE Band38 (0) Frequency: 2580 MHz Duty Cycle: 1:1.5787

Probe: EX3DV4 - SN7600 ConvF(7.62, 7.62, 7.62)

Area Scan (101x171x1): Interpolated grid: dx=1.200 mm, dy=1.200 mm

Maximum value of SAR (interpolated) = 0.194 W/kg

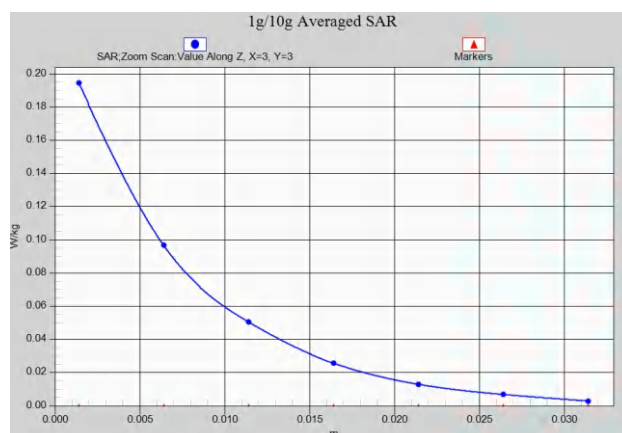
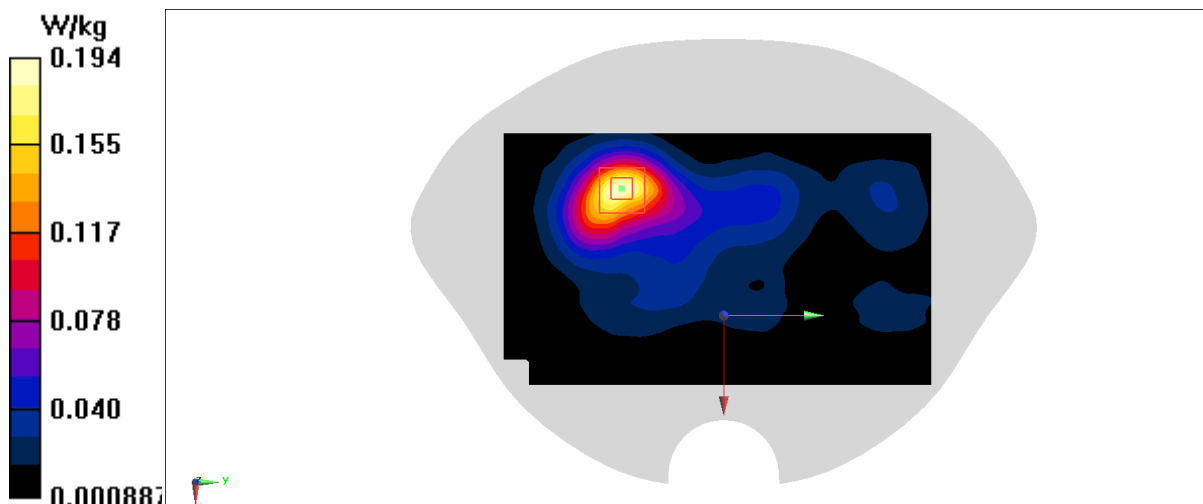
Zoom Scan (7x7x7)/Cube 0: Measurement grid: dx=5mm, dy=5mm, dz=5mm

Reference Value = 3.420 V/m; Power Drift = -0.18 dB

Peak SAR (extrapolated) = 0.240 W/kg

SAR(1 g) = 0.121 W/kg; SAR(10 g) = 0.062 W/kg

Maximum value of SAR (measured) = 0.194 W/kg



LTE B41 PC2 Head ANT2

Date: 5/25/2022

Electronics: DAE4 Sn777

Medium: H2600

Medium parameters used (interpolated): $f = 2506$ MHz; $\sigma = 2.005$ S/m; $\epsilon_r = 41.22$; $\rho = 1000$ kg/m³

Ambient Temperature: 23.3°C Liquid Temperature: 22.5°C

Communication System: UID 0, LTE Band41 (0) Frequency: 2506 MHz Duty Cycle: 1:2.30887

Probe: EX3DV4 - SN7600 ConvF(7.82, 7.82, 7.82)

Area Scan (81x141x1): Interpolated grid: dx=1.200 mm, dy=1.200 mm

Maximum value of SAR (interpolated) = 0.208 W/kg

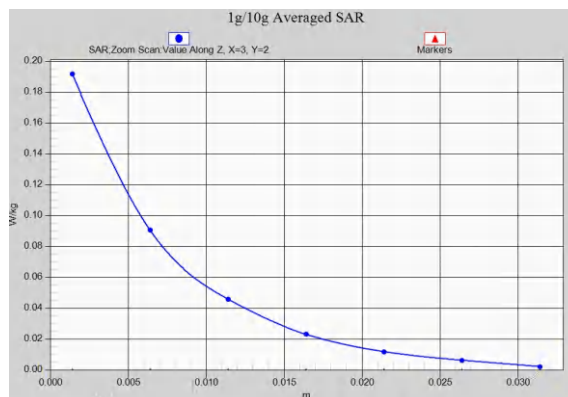

Zoom Scan (6x6x7)/Cube 0: Measurement grid: dx=5mm, dy=5mm, dz=5mm

Reference Value = 5.090 V/m; Power Drift = 0.05 dB

Peak SAR (extrapolated) = 0.259 W/kg

SAR(1 g) = 0.124 W/kg; SAR(10 g) = 0.060 W/kg

Maximum value of SAR (measured) = 0.192 W/kg



LTE B41 PC2 Body 10mm ANT2

Date: 5/25/2022

Electronics: DAE4 Sn777

Medium: H2600

Medium parameters used (interpolated): $f = 2506$ MHz; $\sigma = 2.005$ S/m; $\epsilon_r = 41.22$; $\rho = 1000$ kg/m³

Ambient Temperature: 23.3°C Liquid Temperature: 22.5°C

Communication System: UID 0, LTE Band41 (0) Frequency: 2506 MHz Duty Cycle: 1:2.30887

Probe: EX3DV4 - SN7600 ConvF(7.82, 7.82, 7.82)

Area Scan (101x171x1): Interpolated grid: dx=1.200 mm, dy=1.200 mm

Maximum value of SAR (interpolated) = 0.163 W/kg

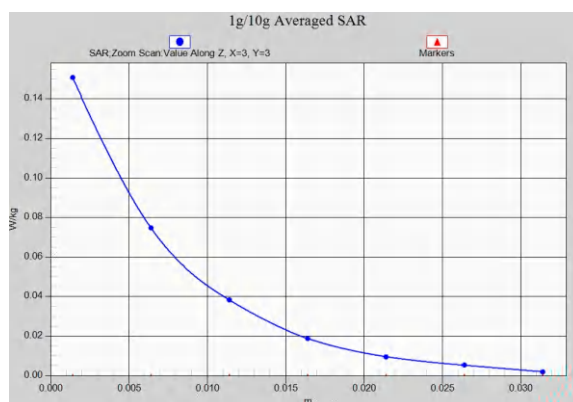
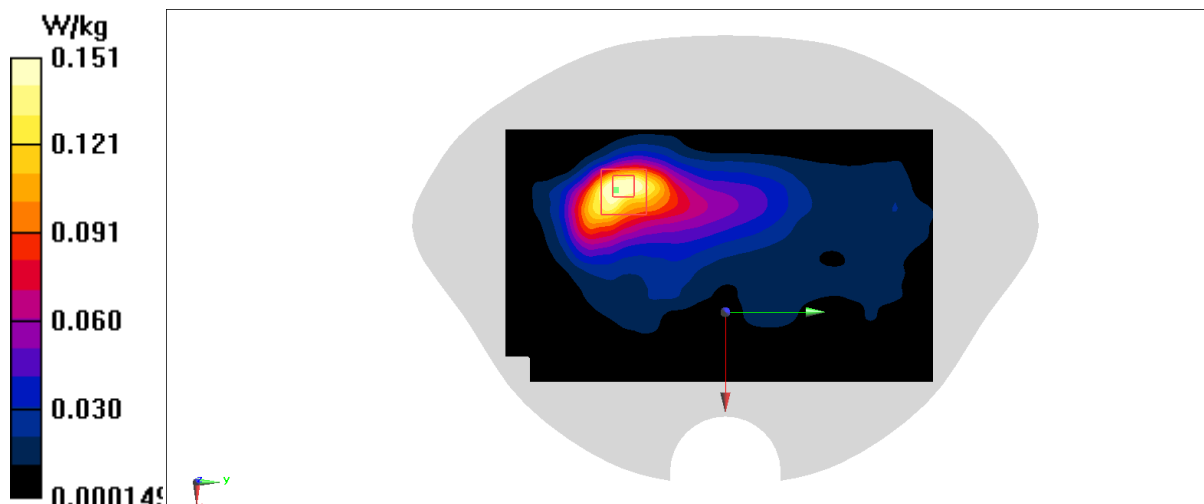
Zoom Scan (7x7x7)/Cube 0: Measurement grid: dx=5mm, dy=5mm, dz=5mm

Reference Value = 3.080 V/m; Power Drift = -0.15 dB

Peak SAR (extrapolated) = 0.188 W/kg

SAR(1 g) = 0.096 W/kg; SAR(10 g) = 0.049 W/kg

Maximum value of SAR (measured) = 0.151 W/kg



LTE B41 PC2 Body 15mm ANT2

Date: 5/25/2022

Electronics: DAE4 Sn777

Medium: H2600

Medium parameters used (interpolated): $f = 2506$ MHz; $\sigma = 2.005$ S/m; $\epsilon_r = 41.22$; $\rho = 1000$ kg/m³

Ambient Temperature: 23.3°C Liquid Temperature: 22.5°C

Communication System: UID 0, LTE Band41 (0) Frequency: 2506 MHz Duty Cycle: 1:2.30887

Probe: EX3DV4 - SN7600 ConvF(7.82, 7.82, 7.82)

Area Scan (101x171x1): Interpolated grid: dx=1.200 mm, dy=1.200 mm

Maximum value of SAR (interpolated) = 0.100 W/kg

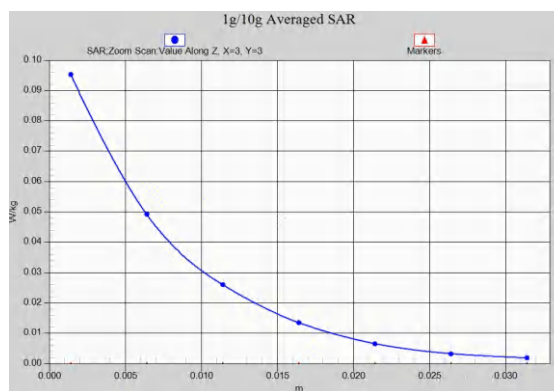
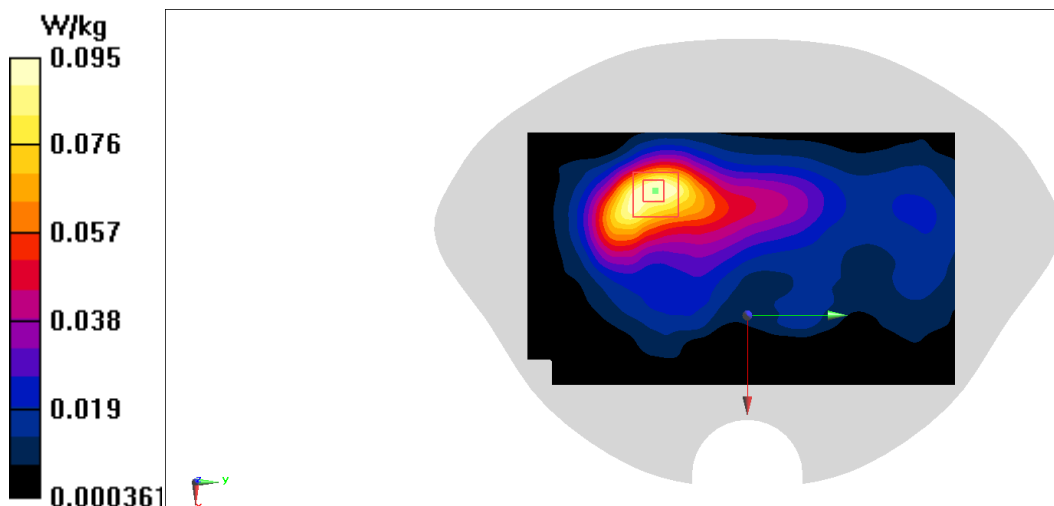
Zoom Scan (7x7x7)/Cube 0: Measurement grid: dx=5mm, dy=5mm, dz=5mm

Reference Value = 2.971 V/m; Power Drift = 0.09 dB

Peak SAR (extrapolated) = 0.119 W/kg

SAR(1 g) = 0.061 W/kg; SAR(10 g) = 0.033 W/kg

Maximum value of SAR (measured) = 0.0953 W/kg



LTE B41 PC3 Head ANT2

Date: 5/25/2022

Electronics: DAE4 Sn777

Medium: H2600

Medium parameters used (interpolated): $f = 2506$ MHz; $\sigma = 2.005$ S/m; $\epsilon_r = 41.22$; $\rho = 1000$ kg/m³

Ambient Temperature: 23.3°C Liquid Temperature: 22.5°C

Communication System: UID 0, LTE Band41 (0) Frequency: 2506 MHz Duty Cycle: 1:1.5787

Probe: EX3DV4 - SN7600 ConvF(7.82, 7.82, 7.82)

Area Scan (81x141x1): Interpolated grid: dx=1.200 mm, dy=1.200 mm

Maximum value of SAR (interpolated) = 0.247 W/kg

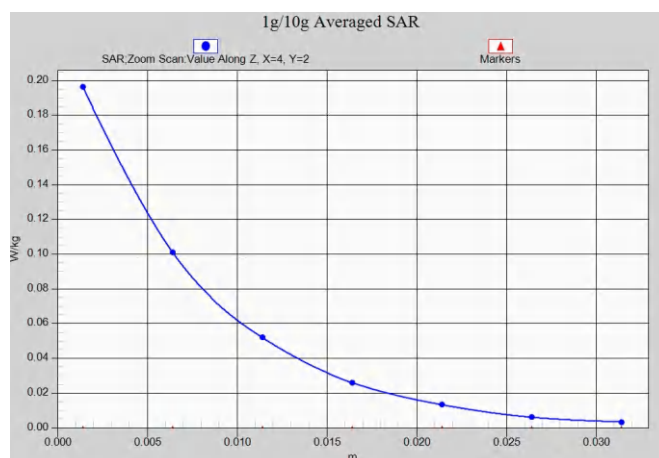

Zoom Scan (6x6x7)/Cube 0: Measurement grid: dx=5mm, dy=5mm, dz=5mm

Reference Value = 5.085 V/m; Power Drift = 0.14 dB

Peak SAR (extrapolated) = 0.263 W/kg

SAR(1 g) = 0.124 W/kg; SAR(10 g) = 0.059 W/kg

Maximum value of SAR (measured) = 0.196 W/kg



LTE B41 PC3 Body 10mm ANT2

Date: 5/25/2022

Electronics: DAE4 Sn777

Medium: H2600

Medium parameters used (interpolated): $f = 2506$ MHz; $\sigma = 2.005$ S/m; $\epsilon_r = 41.22$; $\rho = 1000$ kg/m³

Ambient Temperature: 23.3°C Liquid Temperature: 22.5°C

Communication System: UID 0, LTE Band41 (0) Frequency: 2506 MHz Duty Cycle: 1:1.5787

Probe: EX3DV4 - SN7600 ConvF(7.82, 7.82, 7.82)

Area Scan (101x171x1): Interpolated grid: dx=1.200 mm, dy=1.200 mm

Maximum value of SAR (interpolated) = 0.166 W/kg

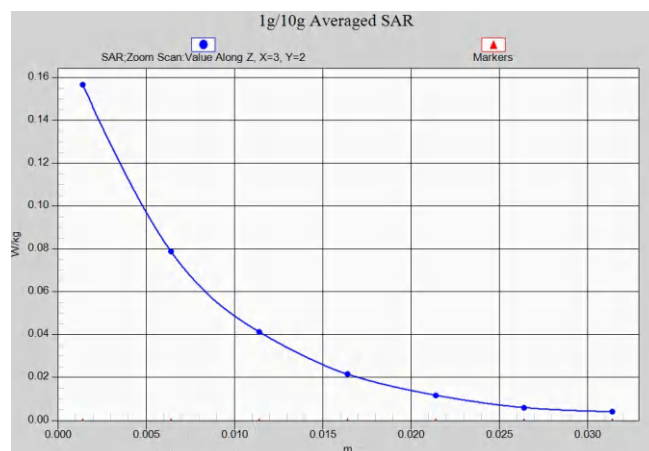
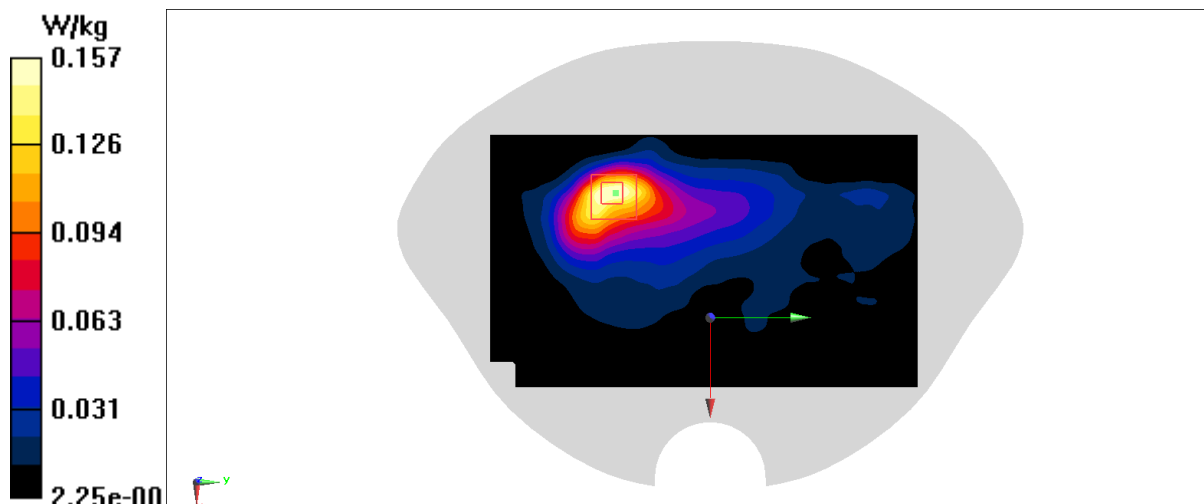
Zoom Scan (7x7x7)/Cube 0: Measurement grid: dx=5mm, dy=5mm, dz=5mm

Reference Value = 3.059 V/m; Power Drift = -0.10 dB

Peak SAR (extrapolated) = 0.195 W/kg

SAR(1 g) = 0.099 W/kg; SAR(10 g) = 0.050 W/kg

Maximum value of SAR (measured) = 0.157 W/kg



LTE B41 PC3 Body 15mm ANT2

Date: 5/25/2022

Electronics: DAE4 Sn777

Medium: H2600

Medium parameters used (interpolated): $f = 2506$ MHz; $\sigma = 2.005$ S/m; $\epsilon_r = 41.22$; $\rho = 1000$ kg/m³

Ambient Temperature: 23.3°C Liquid Temperature: 22.5°C

Communication System: UID 0, LTE Band41 (0) Frequency: 2506 MHz Duty Cycle: 1:1.5787

Probe: EX3DV4 - SN7600 ConvF(7.82, 7.82, 7.82)

Area Scan (101x171x1): Interpolated grid: dx=1.200 mm, dy=1.200 mm

Maximum value of SAR (interpolated) = 0.0980 W/kg

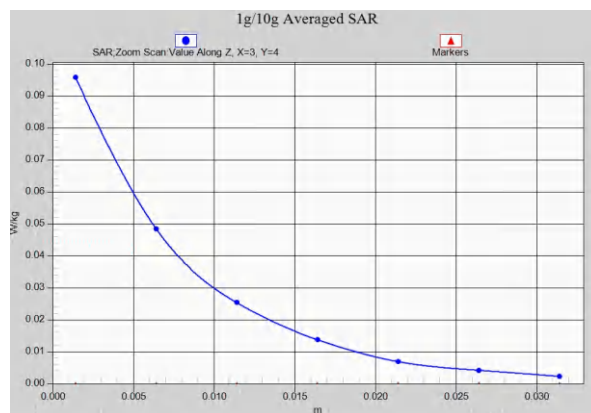
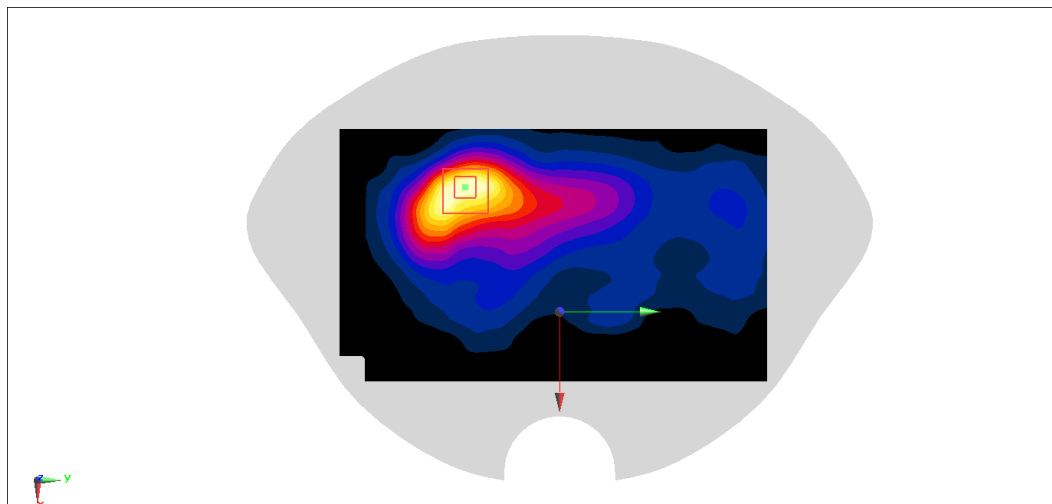
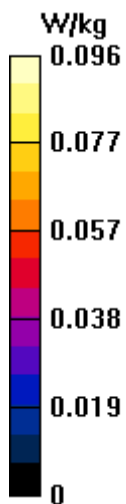
Zoom Scan (7x7x7)/Cube 0: Measurement grid: dx=5mm, dy=5mm, dz=5mm

Reference Value = 2.989 V/m; Power Drift = -0.10 dB

Peak SAR (extrapolated) = 0.119 W/kg

SAR(1 g) = 0.062 W/kg; SAR(10 g) = 0.033 W/kg

Maximum value of SAR (measured) = 0.0958 W/kg



N7 Head ANT1

Date: 5/3/2022

Electronics: DAE4 Sn777

Medium: H2600

Medium parameters used (interpolated): $f = 2502.5$ MHz; $\sigma = 1.876$ S/m; $\epsilon_r = 40.375$; $\rho = 1000$ kg/m³

Ambient Temperature: 23.3°C Liquid Temperature: 22.5°C

Communication System: UID 0, 5G N7 (0) Frequency: 2502.5 MHz Duty Cycle: 1:1

Probe: EX3DV4 - SN7600 ConvF(7.82, 7.82, 7.82)

Area Scan (81x141x1): Interpolated grid: dx=1.200 mm, dy=1.200 mm

Maximum value of SAR (interpolated) = 0.580 W/kg

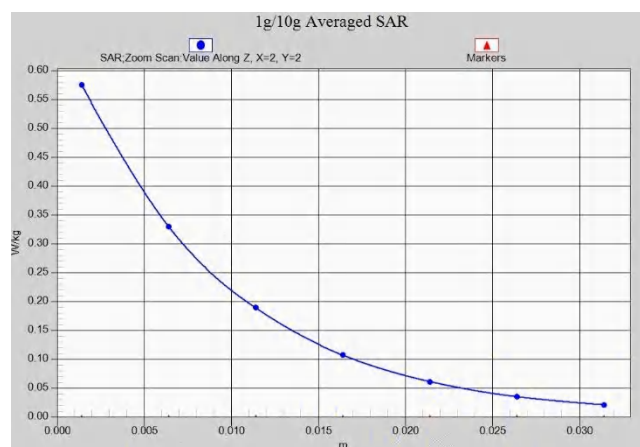
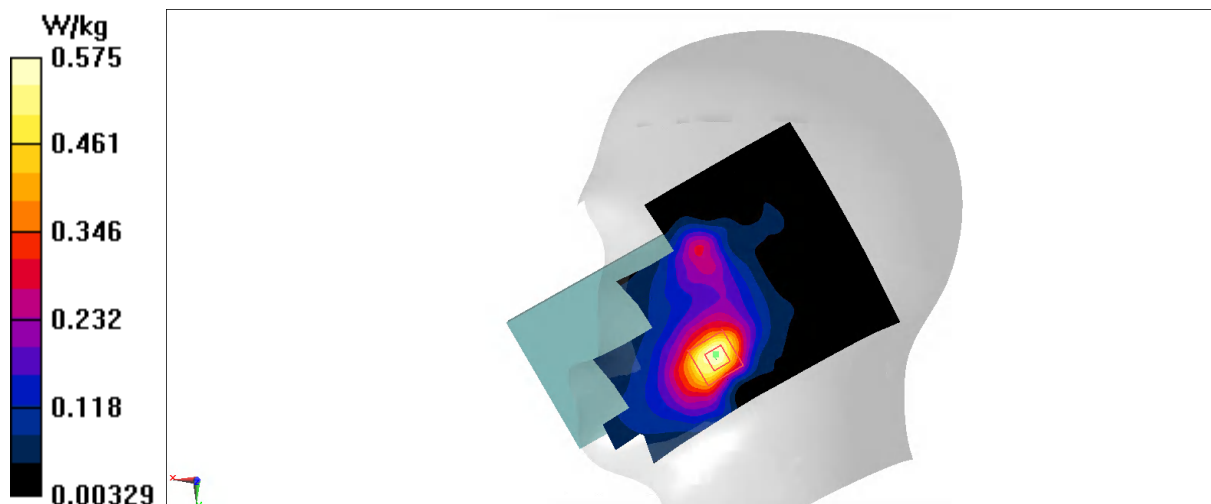
Zoom Scan (5x5x7)/Cube 0: Measurement grid: dx=5mm, dy=5mm, dz=5mm

Reference Value = 1.974 V/m; Power Drift = 0.16 dB

Peak SAR (extrapolated) = 0.691 W/kg

SAR(1 g) = 0.387 W/kg; SAR(10 g) = 0.208 W/kg

Maximum value of SAR (measured) = 0.575 W/kg



N7 Body 10mm ANT1

Date: 5/3/2022

Electronics: DAE4 Sn777

Medium: H2600

Medium parameters used (interpolated): $f = 2567.5$ MHz; $\sigma = 1.934$ S/m; $\epsilon_r = 40.238$; $\rho = 1000$ kg/m³

Ambient Temperature: 23.3°C Liquid Temperature: 22.5°C

Communication System: UID 0, 5G N7 (0) Frequency: 2567.5 MHz Duty Cycle: 1:1

Probe: EX3DV4 - SN7600 ConvF(7.62, 7.62, 7.62)

Area Scan (81x141x1): Interpolated grid: dx=1.200 mm, dy=1.200 mm

Maximum value of SAR (interpolated) = 0.744 W/kg

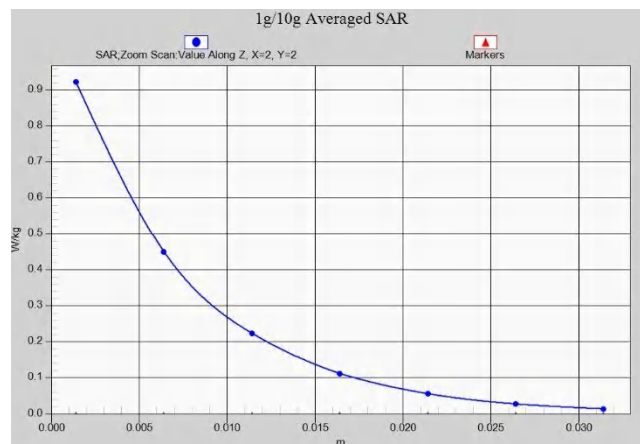
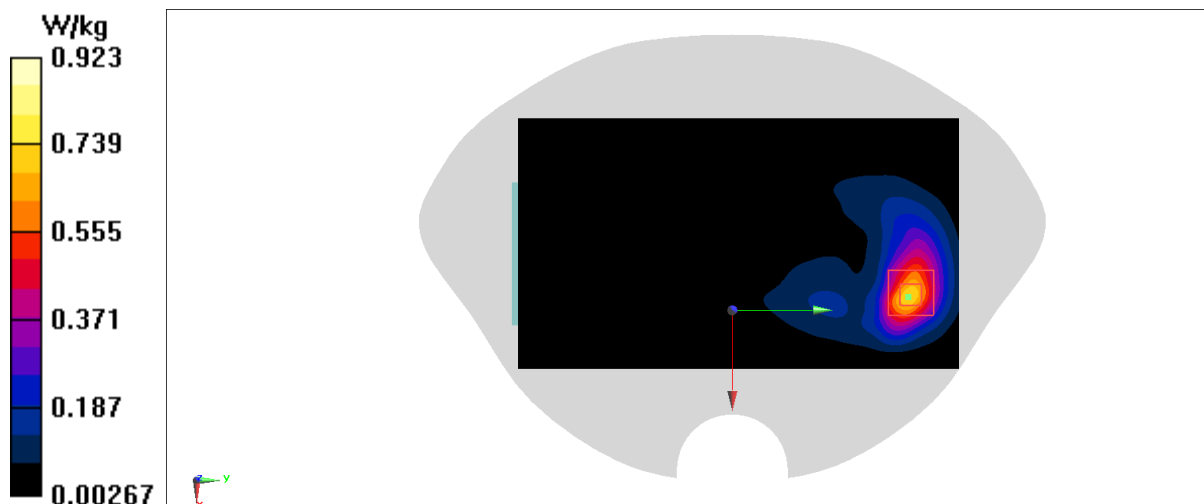
Zoom Scan (5x5x7)/Cube 0: Measurement grid: dx=5mm, dy=5mm, dz=5mm

Reference Value = 4.871 V/m; Power Drift = -0.18 dB

Peak SAR (extrapolated) = 1.15 W/kg

SAR(1 g) = 0.550 W/kg; SAR(10 g) = 0.255 W/kg

Maximum value of SAR (measured) = 0.923 W/kg



N7 Body 15mm ANT1

Date: 5/3/2022

Electronics: DAE4 Sn777

Medium: H2600

Medium parameters used (interpolated): $f = 2567.5$ MHz; $\sigma = 1.934$ S/m; $\epsilon_r = 40.238$; $\rho = 1000$ kg/m³

Ambient Temperature: 23.3°C Liquid Temperature: 22.5°C

Communication System: UID 0, 5G N7 (0) Frequency: 2567.5 MHz Duty Cycle: 1:1

Probe: EX3DV4 - SN7600 ConvF(7.62, 7.62, 7.62)

Area Scan (81x141x1): Interpolated grid: dx=1.200 mm, dy=1.200 mm

Maximum value of SAR (interpolated) = 0.550 W/kg

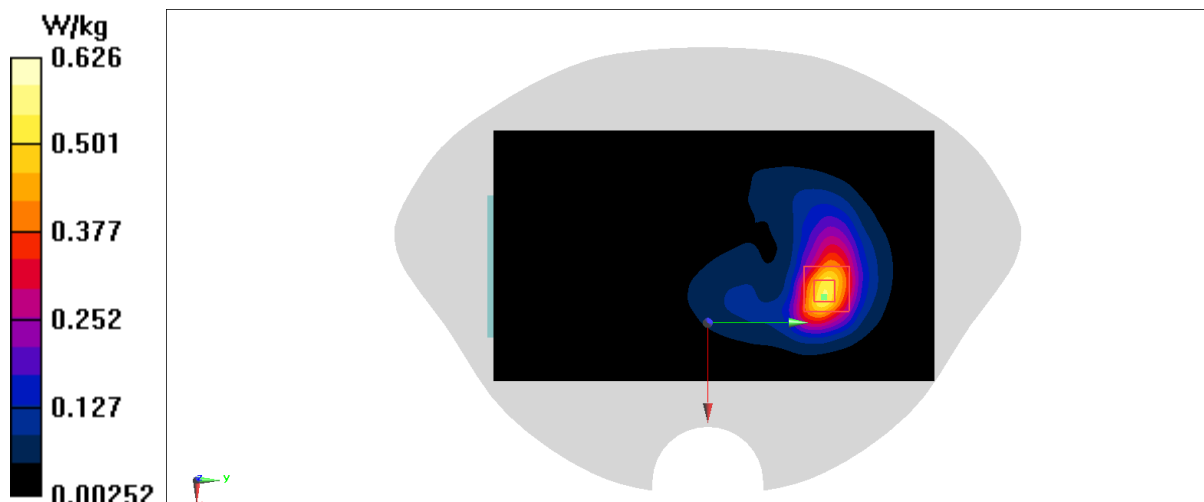
Zoom Scan (5x5x7)/Cube 0: Measurement grid: dx=5mm, dy=5mm, dz=5mm

Reference Value = 5.429 V/m; Power Drift = 0.18 dB

Peak SAR (extrapolated) = 0.787 W/kg

SAR(1 g) = 0.389 W/kg; SAR(10 g) = 0.191 W/kg

Maximum value of SAR (measured) = 0.626 W/kg



N7 Head ANT2

Date: 5/3/2022

Electronics: DAE4 Sn777

Medium: H2600

Medium parameters used (interpolated): $f = 2567.5$ MHz; $\sigma = 1.934$ S/m; $\epsilon_r = 40.238$; $\rho = 1000$ kg/m³

Ambient Temperature: 23.3°C Liquid Temperature: 22.5°C

Communication System: UID 0, 5G N7 (0) Frequency: 2567.5 MHz Duty Cycle: 1:1

Probe: EX3DV4 - SN7600 ConvF(7.62, 7.62, 7.62)

Area Scan (101x171x1): Interpolated grid: dx=1.200 mm, dy=1.200 mm

Maximum value of SAR (interpolated) = 0.858 W/kg

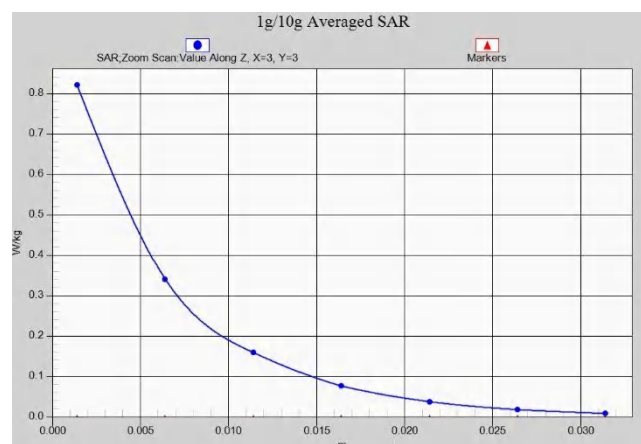

Zoom Scan (7x7x7)/Cube 0: Measurement grid: dx=5mm, dy=5mm, dz=5mm

Reference Value = 10.21 V/m; Power Drift = -0.15 dB

Peak SAR (extrapolated) = 1.12 W/kg

SAR(1 g) = 0.477 W/kg; SAR(10 g) = 0.217 W/kg

Maximum value of SAR (measured) = 0.821 W/kg



N7 Body 10mm ANT2

Date: 5/3/2022

Electronics: DAE4 Sn777

Medium: H2600

Medium parameters used (interpolated): $f = 2567.5$ MHz; $\sigma = 1.934$ S/m; $\epsilon_r = 40.238$; $\rho = 1000$ kg/m³

Ambient Temperature: 23.3°C Liquid Temperature: 22.5°C

Communication System: UID 0, 5G N7 (0) Frequency: 2567.5 MHz Duty Cycle: 1:1

Probe: EX3DV4 - SN7600 ConvF(7.62, 7.62, 7.62)

Area Scan (81x141x1): Interpolated grid: dx=1.200 mm, dy=1.200 mm

Maximum value of SAR (interpolated) = 0.646 W/kg

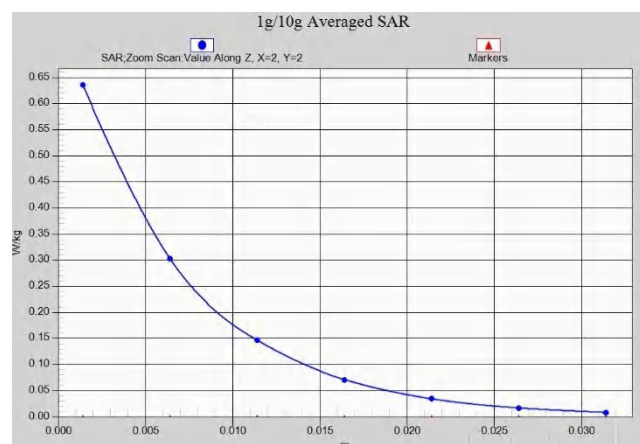
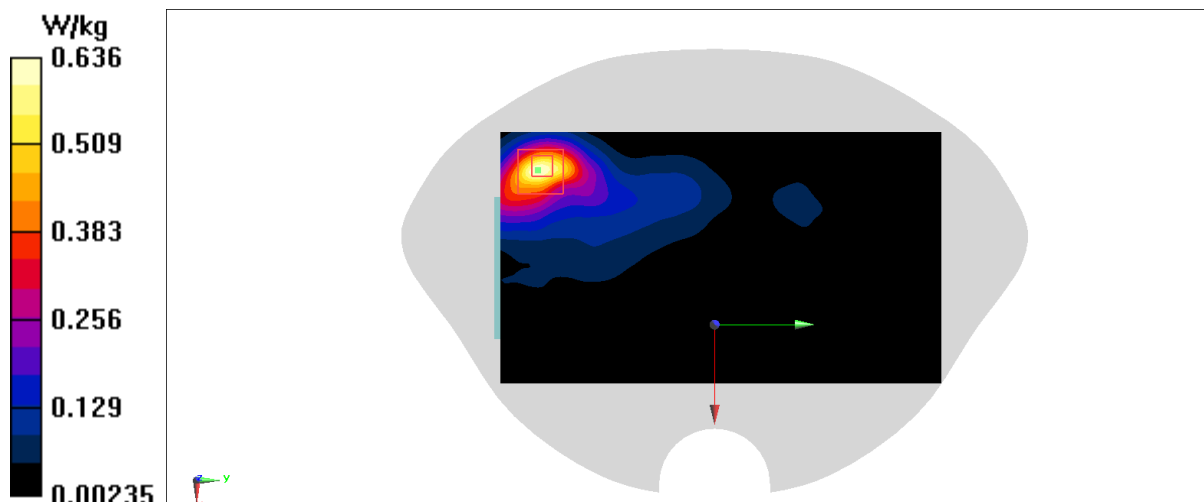
Zoom Scan (5x5x7)/Cube 0: Measurement grid: dx=5mm, dy=5mm, dz=5mm

Reference Value = 3.752 V/m; Power Drift = -0.12 dB

Peak SAR (extrapolated) = 0.791 W/kg

SAR(1 g) = 0.382 W/kg; SAR(10 g) = 0.187 W/kg

Maximum value of SAR (measured) = 0.636 W/kg



N7 Body 15mm ANT2

Date: 5/3/2022

Electronics: DAE4 Sn777

Medium: H2600

Medium parameters used (interpolated): $f = 2567.5$ MHz; $\sigma = 1.934$ S/m; $\epsilon_r = 40.238$; $\rho = 1000$ kg/m³

Ambient Temperature: 23.3°C Liquid Temperature: 22.5°C

Communication System: UID 0, 5G N7 (0) Frequency: 2567.5 MHz Duty Cycle: 1:1

Probe: EX3DV4 - SN7600 ConvF(7.62, 7.62, 7.62)

Area Scan (81x141x1): Interpolated grid: dx=1.200 mm, dy=1.200 mm

Maximum value of SAR (interpolated) = 0.258 W/kg

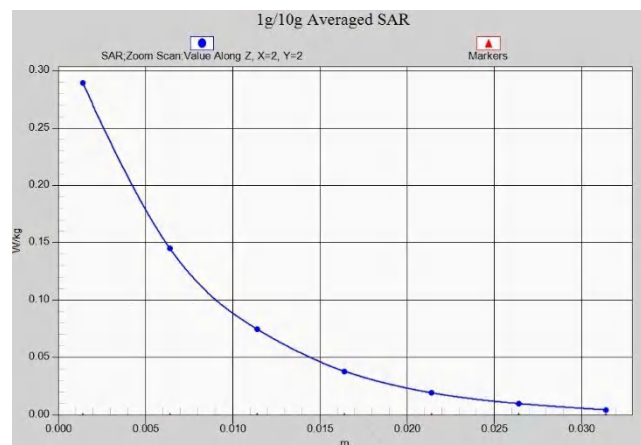
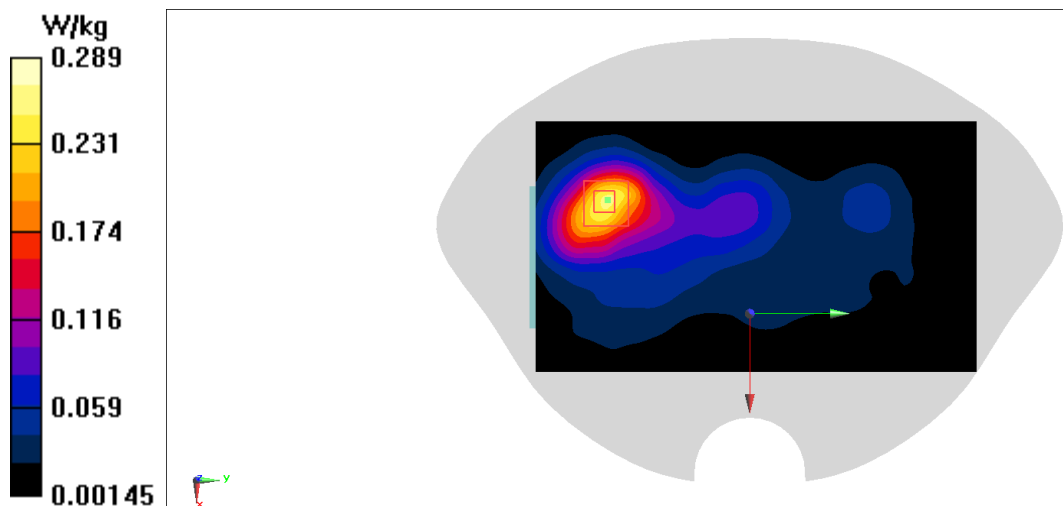
Zoom Scan (5x5x7)/Cube 0: Measurement grid: dx=5mm, dy=5mm, dz=5mm

Reference Value = 3.423 V/m; Power Drift = 0.17 dB

Peak SAR (extrapolated) = 0.365 W/kg

SAR(1 g) = 0.184 W/kg; SAR(10 g) = 0.097 W/kg

Maximum value of SAR (measured) = 0.289 W/kg



N38 Head ANT1

Date: 5/8/2022

Electronics: DAE4 Sn777

Medium: H2600

Medium parameters used: $f = 2580$ MHz; $\sigma = 1.939$ S/m; $\epsilon_r = 40.113$; $\rho = 1000$ kg/m³

Ambient Temperature: 23.3oC Liquid Temperature: 22.5oC

Communication System: UID 0, n38 (0) Frequency: 2580 MHz Duty Cycle: 1:1

Probe: EX3DV4 - SN7600 ConvF(7.62, 7.62, 7.62)

Area Scan (81x141x1): Interpolated grid: dx=1.200 mm, dy=1.200 mm

Maximum value of SAR (interpolated) = 0.153 W/kg

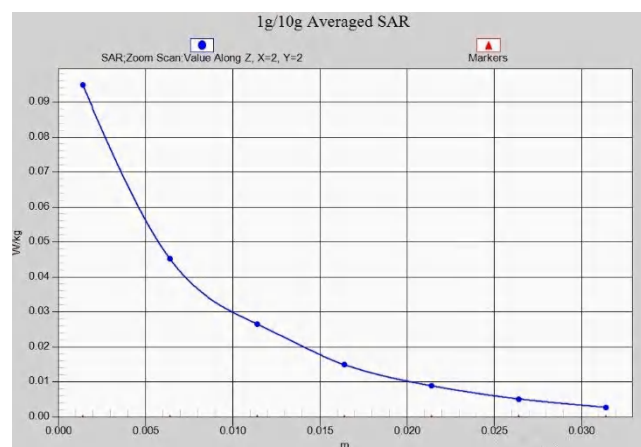
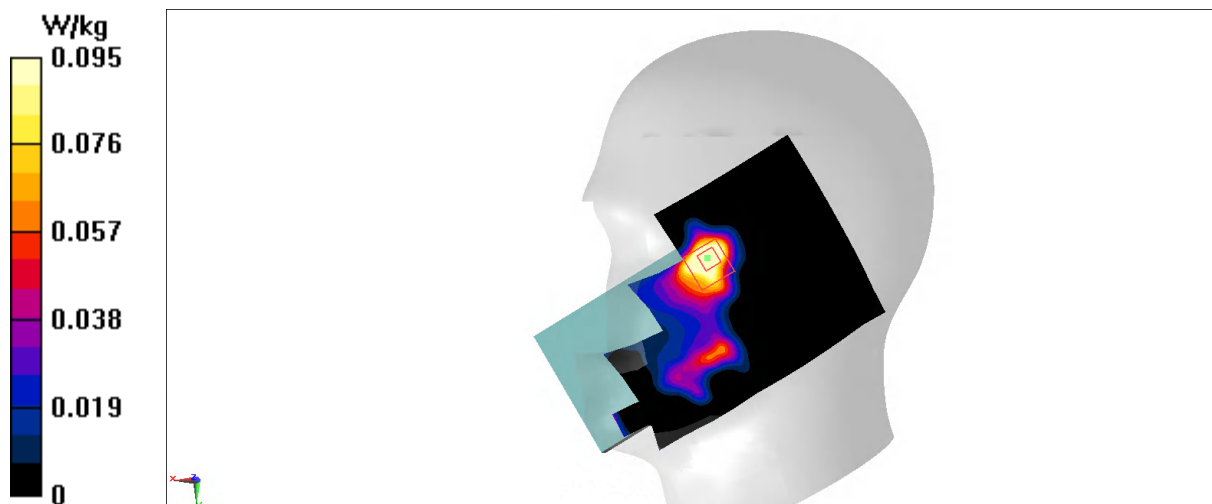
Zoom Scan (5x5x7)/Cube 0: Measurement grid: dx=5mm, dy=5mm, dz=5mm

Reference Value = 0.6220 V/m; Power Drift = 0.12 dB

Peak SAR (extrapolated) = 0.289 W/kg

SAR(1 g) = 0.070 W/kg; SAR(10 g) = 0.024 W/kg

Maximum value of SAR (measured) = 0.0949 W/kg



N38 Body 10mm ANT1

Date: 5/8/2022

Electronics: DAE4 Sn777

Medium: H2600

Medium parameters used: $f = 2610$ MHz; $\sigma = 1.964$ S/m; $\epsilon_r = 40.04$; $\rho = 1000$ kg/m³

Ambient Temperature: 23.3oC Liquid Temperature: 22.5oC

Communication System: UID 0, n38 (0) Frequency: 2610 MHz Duty Cycle: 1:1

Probe: EX3DV4 - SN7600 ConvF(7.62, 7.62, 7.62)

Area Scan (101x171x1): Interpolated grid: dx=1.200 mm, dy=1.200 mm

Maximum value of SAR (interpolated) = 0.756 W/kg

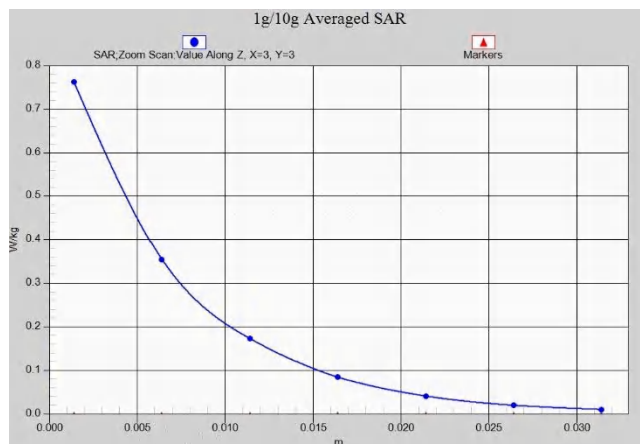
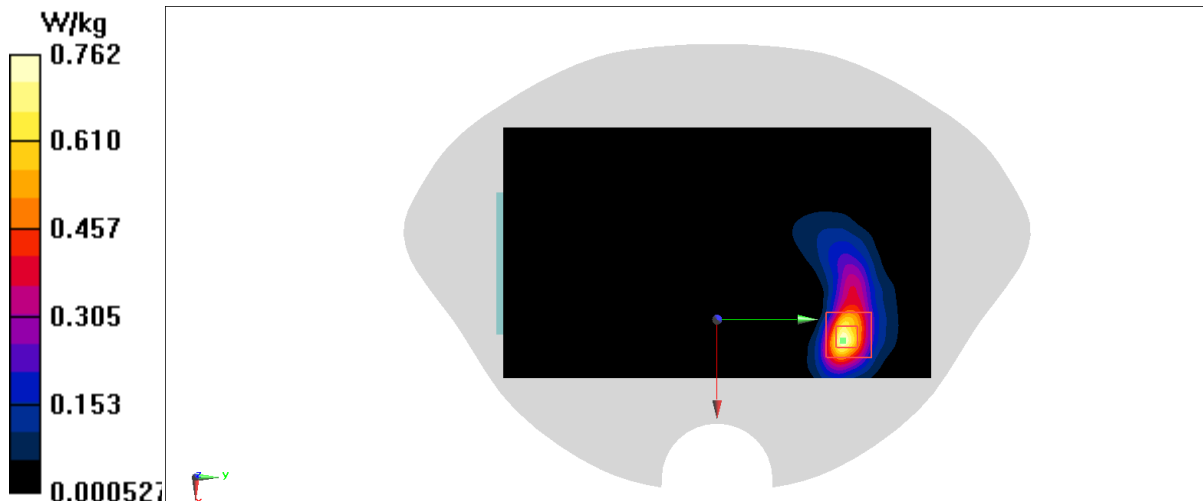
Zoom Scan (7x7x7)/Cube 0: Measurement grid: dx=5mm, dy=5mm, dz=5mm

Reference Value = 1.188 V/m; Power Drift = 0.10 dB

Peak SAR (extrapolated) = 0.968 W/kg

SAR(1 g) = 0.449 W/kg; SAR(10 g) = 0.200 W/kg

Maximum value of SAR (measured) = 0.762 W/kg



N38 Body 15mm ANT1

Date: 5/8/2022

Electronics: DAE4 Sn777

Medium: H2600

Medium parameters used: $f = 2610$ MHz; $\sigma = 1.964$ S/m; $\epsilon_r = 40.04$; $\rho = 1000$ kg/m³

Ambient Temperature: 23.3oC Liquid Temperature: 22.5oC

Communication System: UID 0, n38 (0) Frequency: 2610 MHz Duty Cycle: 1:1

Probe: EX3DV4 - SN7600 ConvF(7.62, 7.62, 7.62)

Area Scan (101x171x1): Interpolated grid: dx=1.200 mm, dy=1.200 mm

Maximum value of SAR (interpolated) = 0.502 W/kg

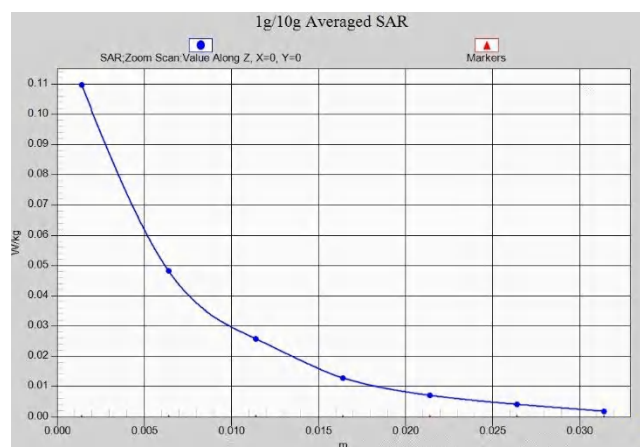
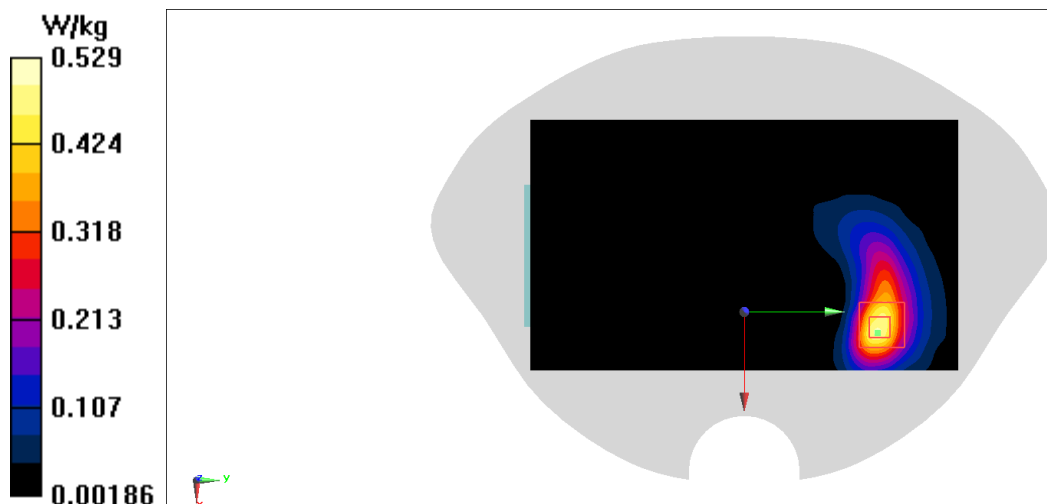
Zoom Scan (7x7x7)/Cube 0: Measurement grid: dx=5mm, dy=5mm, dz=5mm

Reference Value = 2.390 V/m; Power Drift = -0.13 dB

Peak SAR (extrapolated) = 0.660 W/kg

SAR(1 g) = 0.329 W/kg; SAR(10 g) = 0.161 W/kg

Maximum value of SAR (measured) = 0.529 W/kg



N38 Head ANT2

Date: 5/8/2022

Electronics: DAE4 Sn777

Medium: H2600

Medium parameters used: $f = 2610$ MHz; $\sigma = 1.964$ S/m; $\epsilon_r = 40.04$; $\rho = 1000$ kg/m³

Ambient Temperature: 23.3oC Liquid Temperature: 22.5oC

Communication System: UID 0, n38 (0) Frequency: 2610 MHz Duty Cycle: 1:1

Probe: EX3DV4 - SN7600 ConvF(7.62, 7.62, 7.62)

Area Scan (81x141x1): Interpolated grid: dx=1.200 mm, dy=1.200 mm

Maximum value of SAR (interpolated) = 0.679 W/kg

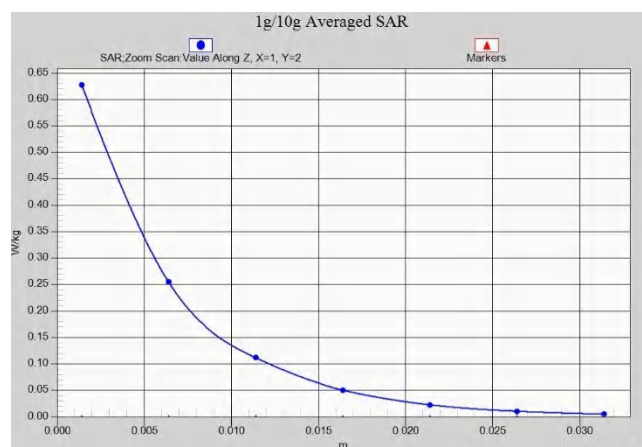
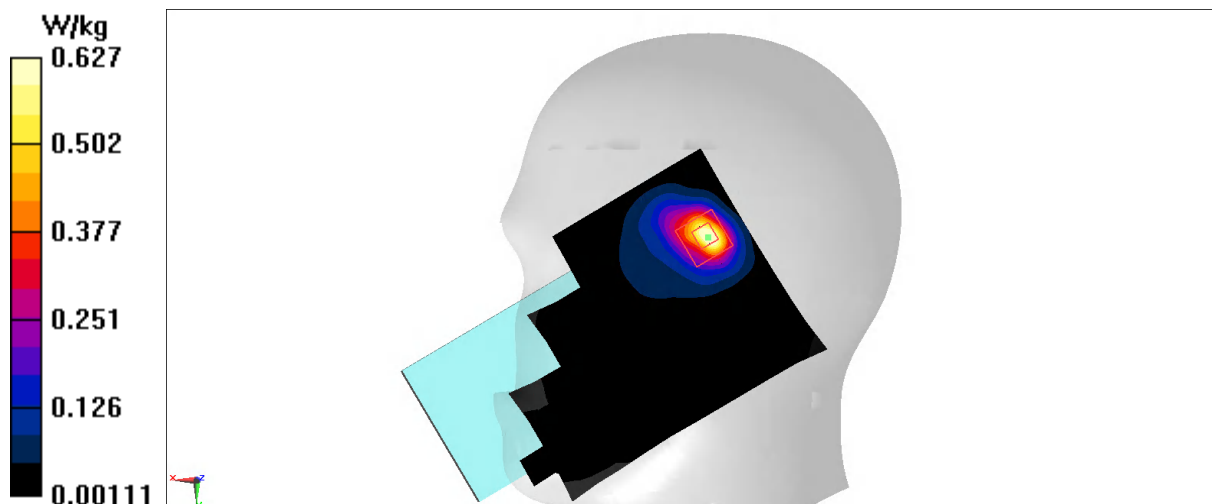
Zoom Scan (5x5x7)/Cube 0: Measurement grid: dx=5mm, dy=5mm, dz=5mm

Reference Value = 9.425 V/m; Power Drift = -0.14 dB

Peak SAR (extrapolated) = 0.859 W/kg

SAR(1 g) = 0.368 W/kg; SAR(10 g) = 0.166 W/kg

Maximum value of SAR (measured) = 0.627 W/kg



N38 Body 10mm ANT2

Date: 5/8/2022

Electronics: DAE4 Sn777

Medium: H2600

Medium parameters used: $f = 2595$ MHz; $\sigma = 1.951$ S/m; $\epsilon_r = 40.076$; $\rho = 1000$ kg/m³

Ambient Temperature: 23.3oC Liquid Temperature: 22.5oC

Communication System: UID 0, n38 (0) Frequency: 2595 MHz Duty Cycle: 1:1

Probe: EX3DV4 - SN7600 ConvF(7.62, 7.62, 7.62)

Area Scan (101x171x1): Interpolated grid: dx=1.200 mm, dy=1.200 mm

Maximum value of SAR (interpolated) = 0.349 W/kg

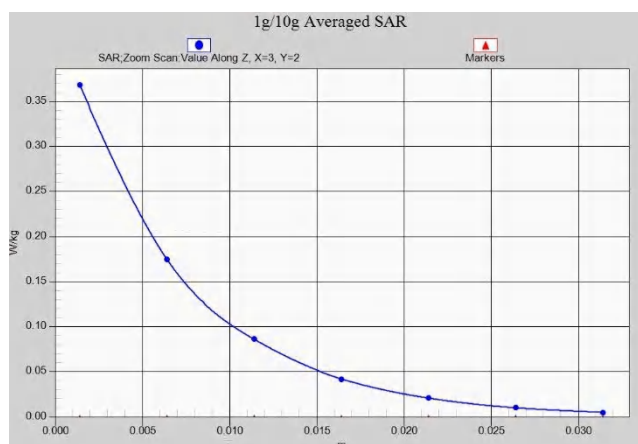
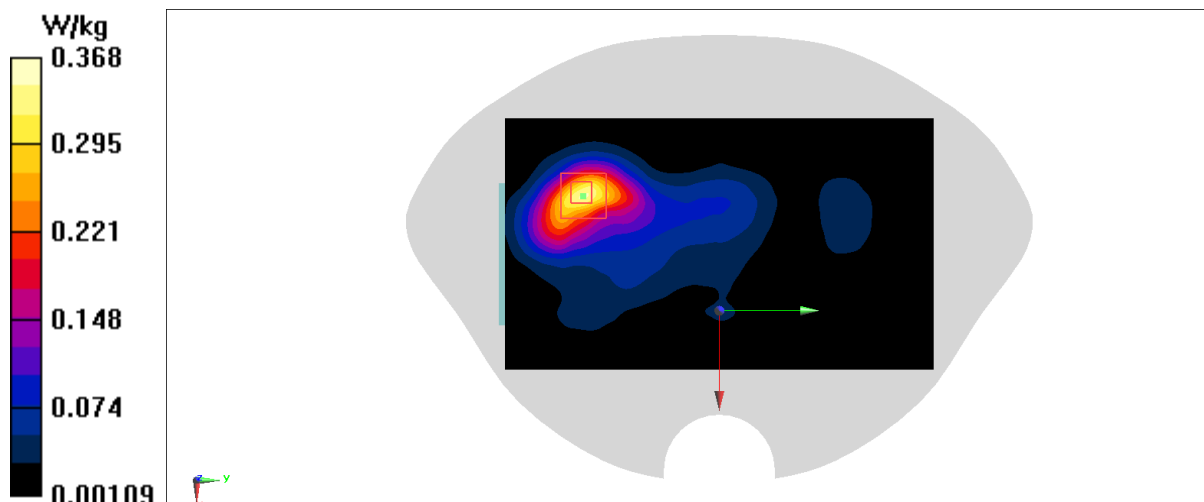
Zoom Scan (7x7x7)/Cube 0: Measurement grid: dx=5mm, dy=5mm, dz=5mm

Reference Value = 3.562 V/m; Power Drift = 0.18 dB

Peak SAR (extrapolated) = 0.470 W/kg

SAR(1 g) = 0.228 W/kg; SAR(10 g) = 0.113 W/kg

Maximum value of SAR (measured) = 0.368 W/kg



N38 Body 15mm ANT2

Date: 5/8/2022

Electronics: DAE4 Sn777

Medium: H2600

Medium parameters used: $f = 2610$ MHz; $\sigma = 1.964$ S/m; $\epsilon_r = 40.04$; $\rho = 1000$ kg/m³

Ambient Temperature: 23.3oC Liquid Temperature: 22.5oC

Communication System: UID 0, n38 (0) Frequency: 2610 MHz Duty Cycle: 1:1

Probe: EX3DV4 - SN7600 ConvF(7.62, 7.62, 7.62)

Area Scan (101x171x1): Interpolated grid: dx=1.200 mm, dy=1.200 mm

Maximum value of SAR (interpolated) = 0.213 W/kg

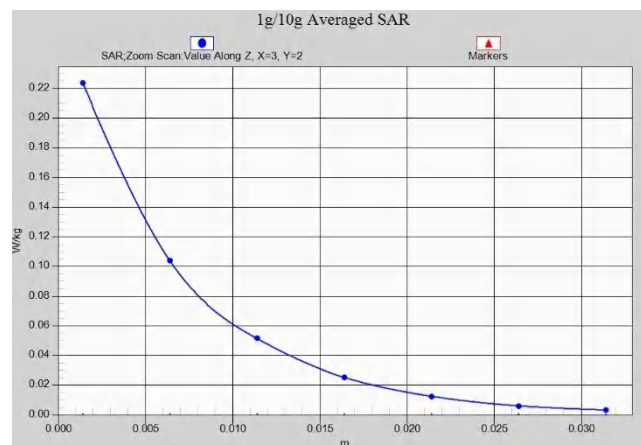
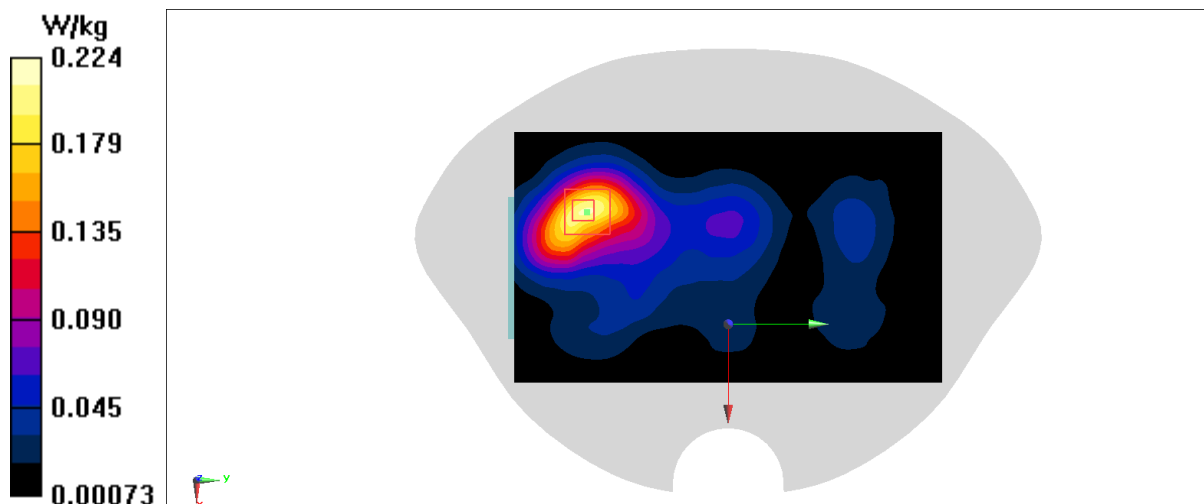
Zoom Scan (7x7x7)/Cube 0: Measurement grid: dx=5mm, dy=5mm, dz=5mm

Reference Value = 3.388 V/m; Power Drift = 0.08 dB

Peak SAR (extrapolated) = 0.286 W/kg

SAR(1 g) = 0.139 W/kg; SAR(10 g) = 0.072 W/kg

Maximum value of SAR (measured) = 0.224 W/kg



N38 Head ANT3

Date: 5/8/2022

Electronics: DAE4 Sn777

Medium: H2600

Medium parameters used: $f = 2595$ MHz; $\sigma = 1.951$ S/m; $\epsilon_r = 40.076$; $\rho = 1000$ kg/m³

Ambient Temperature: 23.30C Liquid Temperature: 22.50C

Communication System: UID 0, n38 (0) Frequency: 2595 MHz Duty Cycle: 1:1

Probe: EX3DV4 - SN7600 ConvF(7.62, 7.62, 7.62)

Area Scan (81x141x1): Interpolated grid: dx=1.200 mm, dy=1.200 mm

Maximum value of SAR (interpolated) = 1.21 W/kg

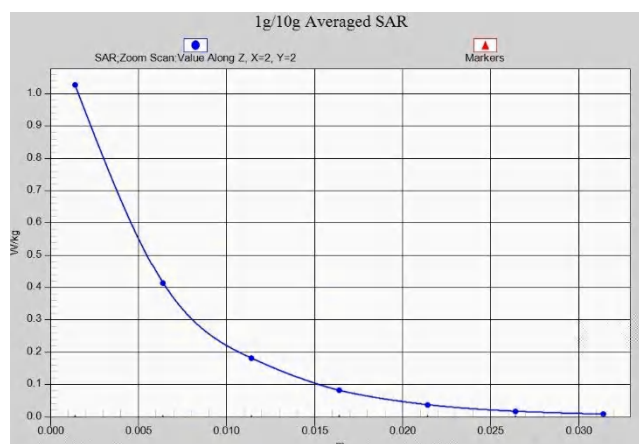

Zoom Scan (5x5x7)/Cube 0: Measurement grid: dx=5mm, dy=5mm, dz=5mm

Reference Value = 4.596 V/m; Power Drift = 0.16 dB

Peak SAR (extrapolated) = 1.39 W/kg

SAR(1 g) = 0.600 W/kg; SAR(10 g) = 0.279 W/kg

Maximum value of SAR (measured) = 1.03 W/kg



N38 Body 10mm ANT3

Date: 5/8/2022

Electronics: DAE4 Sn777

Medium: H2600

Medium parameters used: $f = 2610$ MHz; $\sigma = 1.964$ S/m; $\epsilon_r = 40.04$; $\rho = 1000$ kg/m³

Ambient Temperature: 23.3oC Liquid Temperature: 22.5oC

Communication System: UID 0, n38 (0) Frequency: 2610 MHz Duty Cycle: 1:1

Probe: EX3DV4 - SN7600 ConvF(7.62, 7.62, 7.62)

Area Scan (101x171x1): Interpolated grid: dx=1.200 mm, dy=1.200 mm

Maximum value of SAR (interpolated) = 0.454 W/kg

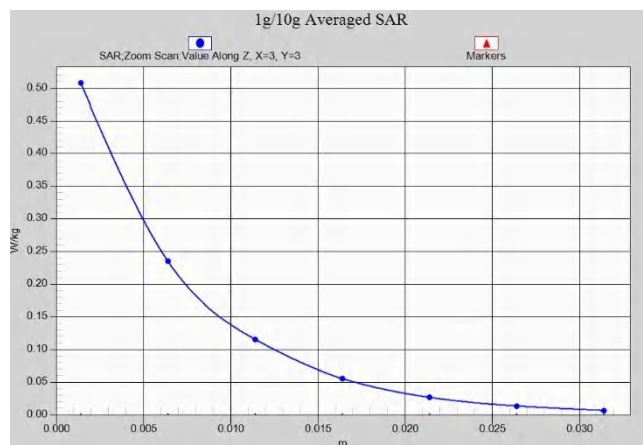
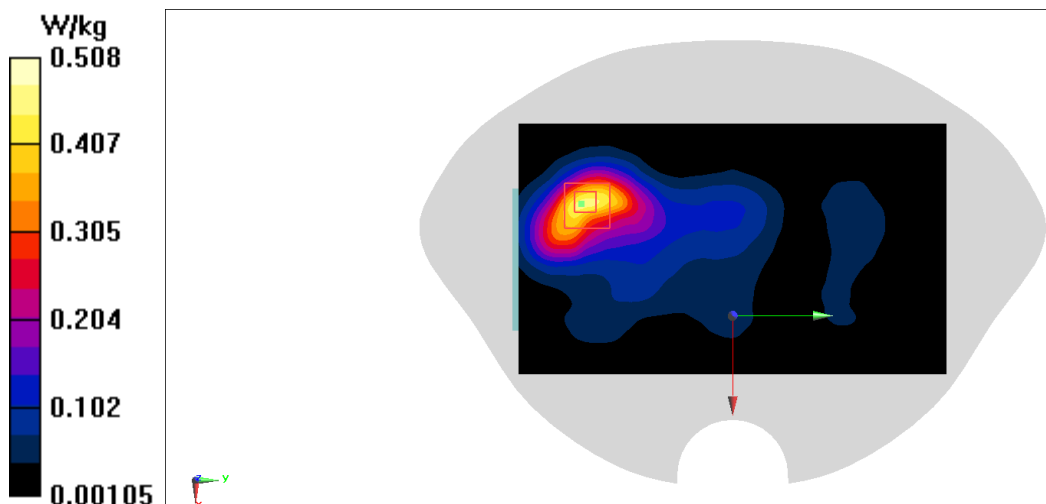
Zoom Scan (7x7x7)/Cube 0: Measurement grid: dx=5mm, dy=5mm, dz=5mm

Reference Value = 4.700 V/m; Power Drift = 0.09 dB

Peak SAR (extrapolated) = 0.643 W/kg

SAR(1 g) = 0.308 W/kg; SAR(10 g) = 0.155 W/kg

Maximum value of SAR (measured) = 0.508 W/kg



N38 Body 15mm ANT3

Date: 5/8/2022

Electronics: DAE4 Sn777

Medium: H2600

Medium parameters used: $f = 2610$ MHz; $\sigma = 1.964$ S/m; $\epsilon_r = 40.04$; $\rho = 1000$ kg/m³

Ambient Temperature: 23.3oC Liquid Temperature: 22.5oC

Communication System: UID 0, n38 (0) Frequency: 2610 MHz Duty Cycle: 1:1

Probe: EX3DV4 - SN7600 ConvF(7.62, 7.62, 7.62)

Area Scan (101x171x1): Interpolated grid: dx=1.200 mm, dy=1.200 mm

Maximum value of SAR (interpolated) = 0.410 W/kg

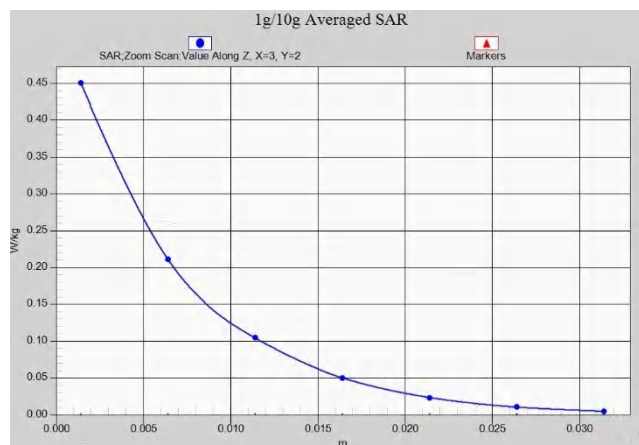
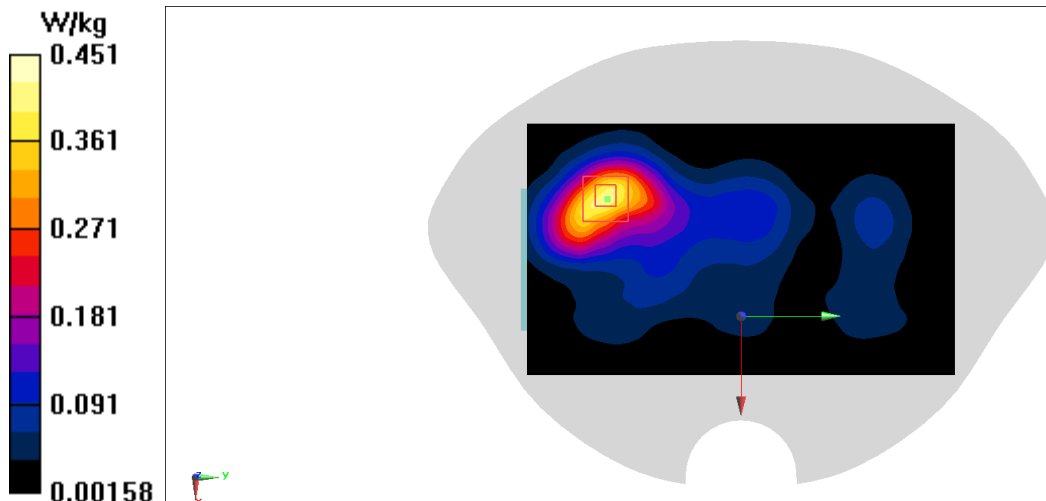
Zoom Scan (7x7x7)/Cube 0: Measurement grid: dx=5mm, dy=5mm, dz=5mm

Reference Value = 4.654 V/m; Power Drift = 0.14 dB

Peak SAR (extrapolated) = 0.573 W/kg

SAR(1 g) = 0.280 W/kg; SAR(10 g) = 0.145 W/kg

Maximum value of SAR (measured) = 0.451 W/kg



N38 Head ANT5

Date: 5/8/2022

Electronics: DAE4 Sn777

Medium: H2600

Medium parameters used: $f = 2580$ MHz; $\sigma = 1.939$ S/m; $\epsilon_r = 40.113$; $\rho = 1000$ kg/m³

Ambient Temperature: 23.3oC Liquid Temperature: 22.5oC

Communication System: UID 0, n38 (0) Frequency: 2580 MHz Duty Cycle: 1:1

Probe: EX3DV4 - SN7600 ConvF(7.62, 7.62, 7.62)

Area Scan (101x171x1): Interpolated grid: $dx=1.200$ mm, $dy=1.200$ mm

Maximum value of SAR (interpolated) = 0.790 W/kg

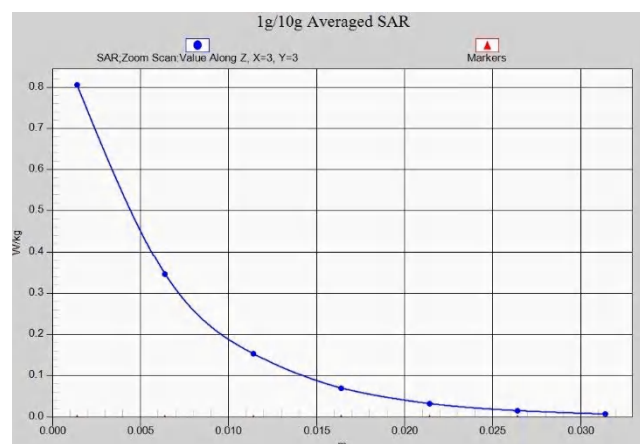

Zoom Scan (7x7x7)/Cube 0: Measurement grid: $dx=5$ mm, $dy=5$ mm, $dz=5$ mm

Reference Value = 8.761 V/m; Power Drift = 0.11 dB

Peak SAR (extrapolated) = 1.10 W/kg

SAR(1 g) = 0.470 W/kg; SAR(10 g) = 0.215 W/kg

Maximum value of SAR (measured) = 0.805 W/kg



N38 Body 10mm ANT5

Date: 5/8/2022

Electronics: DAE4 Sn777

Medium: H2600

Medium parameters used: $f = 2610$ MHz; $\sigma = 1.964$ S/m; $\epsilon_r = 40.04$; $\rho = 1000$ kg/m³

Ambient Temperature: 23.3oC Liquid Temperature: 22.5oC

Communication System: UID 0, n38 (0) Frequency: 2610 MHz Duty Cycle: 1:1

Probe: EX3DV4 - SN7600 ConvF(7.62, 7.62, 7.62)

Area Scan (101x141x1): Interpolated grid: dx=1.200 mm, dy=1.200 mm

Maximum value of SAR (interpolated) = 0.252 W/kg

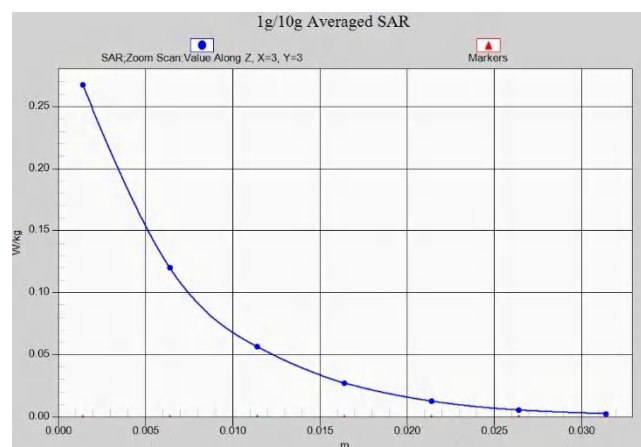
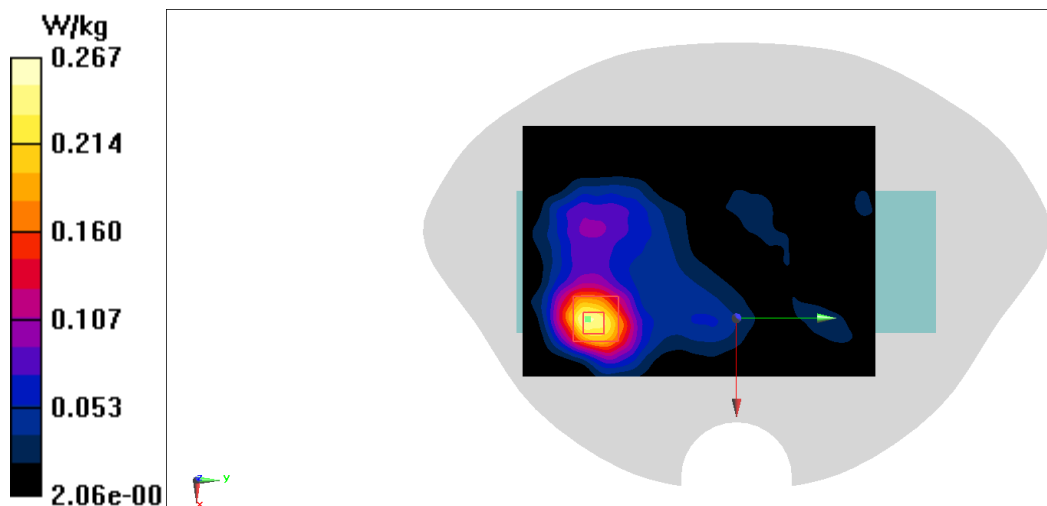
Zoom Scan (7x7x7)/Cube 0: Measurement grid: dx=5mm, dy=5mm, dz=5mm

Reference Value = 2.649 V/m; Power Drift = 0.03 dB

Peak SAR (extrapolated) = 0.351 W/kg

SAR(1 g) = 0.163 W/kg; SAR(10 g) = 0.082 W/kg

Maximum value of SAR (measured) = 0.267 W/kg



N38 Body 15mm ANT5

Date: 5/8/2022

Electronics: DAE4 Sn777

Medium: H2600

Medium parameters used: $f = 2610$ MHz; $\sigma = 1.964$ S/m; $\epsilon_r = 40.04$; $\rho = 1000$ kg/m³

Ambient Temperature: 23.3oC Liquid Temperature: 22.5oC

Communication System: UID 0, n38 (0) Frequency: 2610 MHz Duty Cycle: 1:1

Probe: EX3DV4 - SN7600 ConvF(7.62, 7.62, 7.62)

Area Scan (101x171x1): Interpolated grid: dx=1.200 mm, dy=1.200 mm

Maximum value of SAR (interpolated) = 0.335 W/kg

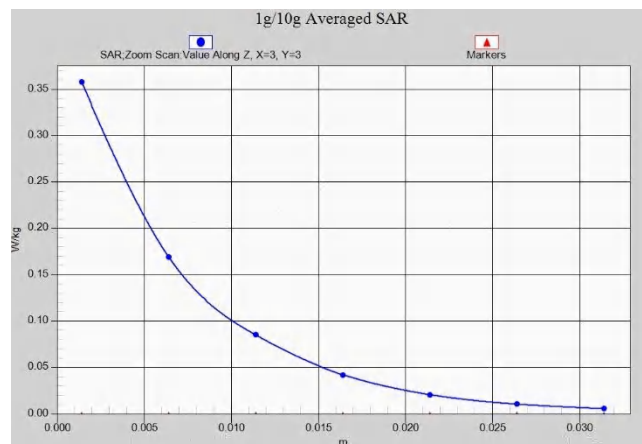
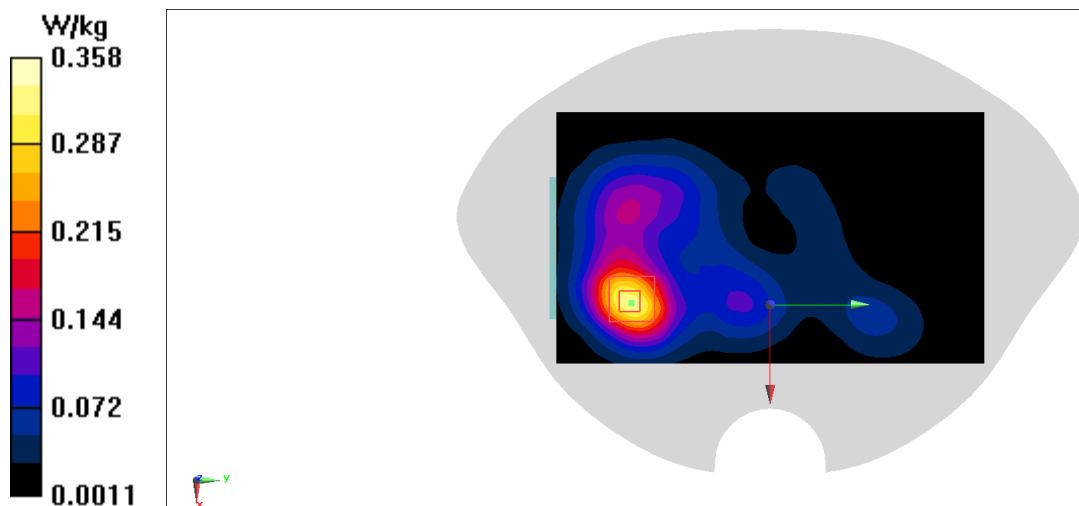
Zoom Scan (7x7x7)/Cube 0: Measurement grid: dx=5mm, dy=5mm, dz=5mm

Reference Value = 4.318 V/m; Power Drift = -0.19 dB

Peak SAR (extrapolated) = 0.456 W/kg

SAR(1 g) = 0.222 W/kg; SAR(10 g) = 0.115 W/kg

Maximum value of SAR (measured) = 0.358 W/kg



N41 Head ANT1

Date: 5/12/2022

Electronics: DAE4 Sn777

Medium: H2600

Medium parameters used (interpolated): $f = 2506.02$ MHz; $\sigma = 1.906$ S/m; $\epsilon_r = 41.06$; $\rho = 1000$ kg/m³

Ambient Temperature: 23.3°C Liquid Temperature: 22.5°C

Communication System: UID 0, 5G N41 (0) Frequency: 2506.02 MHz Duty Cycle: 1:1

Probe: EX3DV4 - SN7600 ConvF(7.82, 7.82, 7.82)

Area Scan (81x141x1): Interpolated grid: dx=1.200 mm, dy=1.200 mm

Maximum value of SAR (interpolated) = 0.309 W/kg

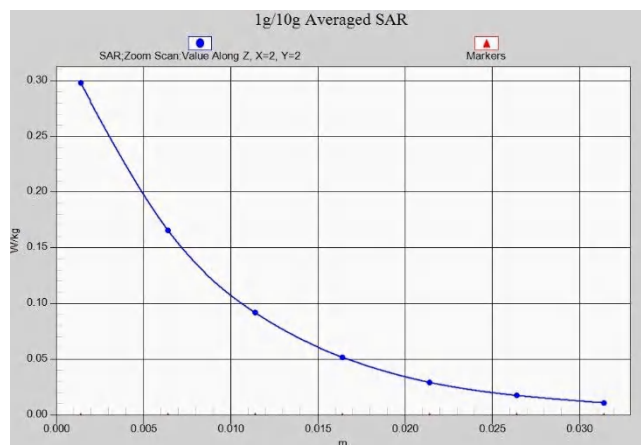
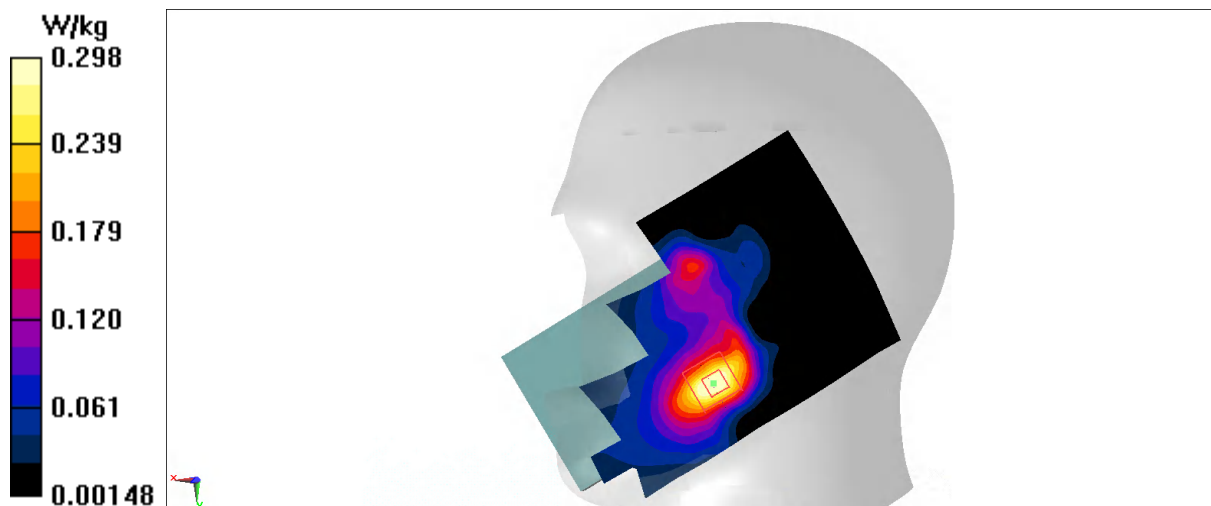
Zoom Scan (5x5x7)/Cube 0: Measurement grid: dx=5mm, dy=5mm, dz=5mm

Reference Value = 0.6180 V/m; Power Drift = 0.11 dB

Peak SAR (extrapolated) = 0.362 W/kg

SAR(1 g) = 0.196 W/kg; SAR(10 g) = 0.105 W/kg

Maximum value of SAR (measured) = 0.298 W/kg



N41 Body 10mm ANT1

Date: 5/12/2022

Electronics: DAE4 Sn777

Medium: H2600

Medium parameters used (interpolated): $f = 2636.5$ MHz; $\sigma = 2.034$ S/m; $\epsilon_r = 41.045$; $\rho = 1000$ kg/m³

Ambient Temperature: 23.3°C Liquid Temperature: 22.5°C

Communication System: UID 0, 5G N41 (0) Frequency: 2636.5 MHz Duty Cycle: 1:1

Probe: EX3DV4 - SN7600 ConvF(7.62, 7.62, 7.62)

Area Scan (101x171x1): Interpolated grid: dx=1.200 mm, dy=1.200 mm

Maximum value of SAR (interpolated) = 0.428 W/kg

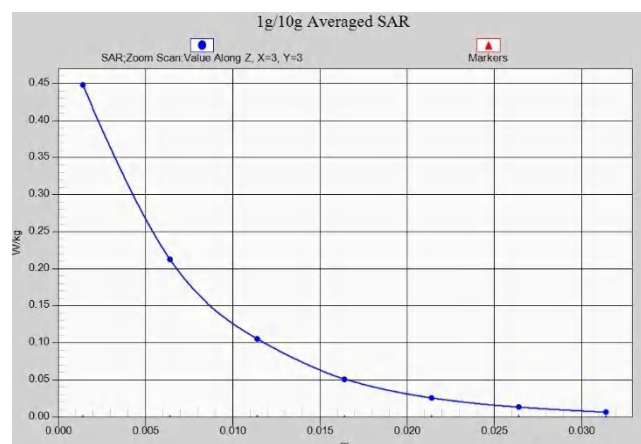
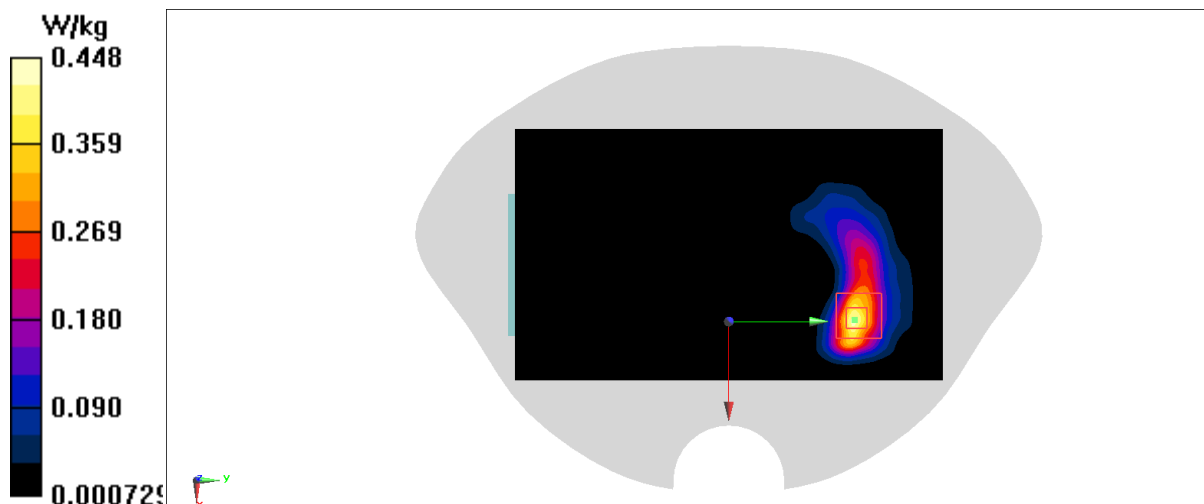
Zoom Scan (7x7x7)/Cube 0: Measurement grid: dx=5mm, dy=5mm, dz=5mm

Reference Value = 0.5230 V/m; Power Drift = 0.19 dB

Peak SAR (extrapolated) = 0.561 W/kg

SAR(1 g) = 0.266 W/kg; SAR(10 g) = 0.121 W/kg

Maximum value of SAR (measured) = 0.448 W/kg



N41 Body 15mm ANT1

Date: 5/12/2022

Electronics: DAE4 Sn777

Medium: H2600

Medium parameters used (interpolated): $f = 2636.5$ MHz; $\sigma = 2.034$ S/m; $\epsilon_r = 41.045$; $\rho = 1000$ kg/m³

Ambient Temperature: 23.3°C Liquid Temperature: 22.5°C

Communication System: UID 0, 5G N41 (0) Frequency: 2636.5 MHz Duty Cycle: 1:1

Probe: EX3DV4 - SN7600 ConvF(7.62, 7.62, 7.62)

Area Scan (101x171x1): Interpolated grid: dx=1.200 mm, dy=1.200 mm

Maximum value of SAR (interpolated) = 0.261 W/kg

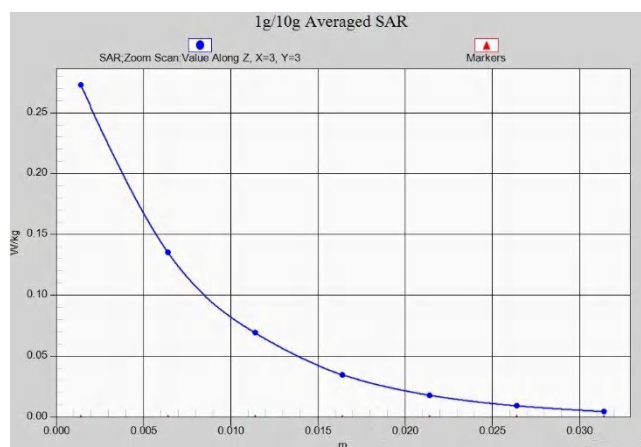
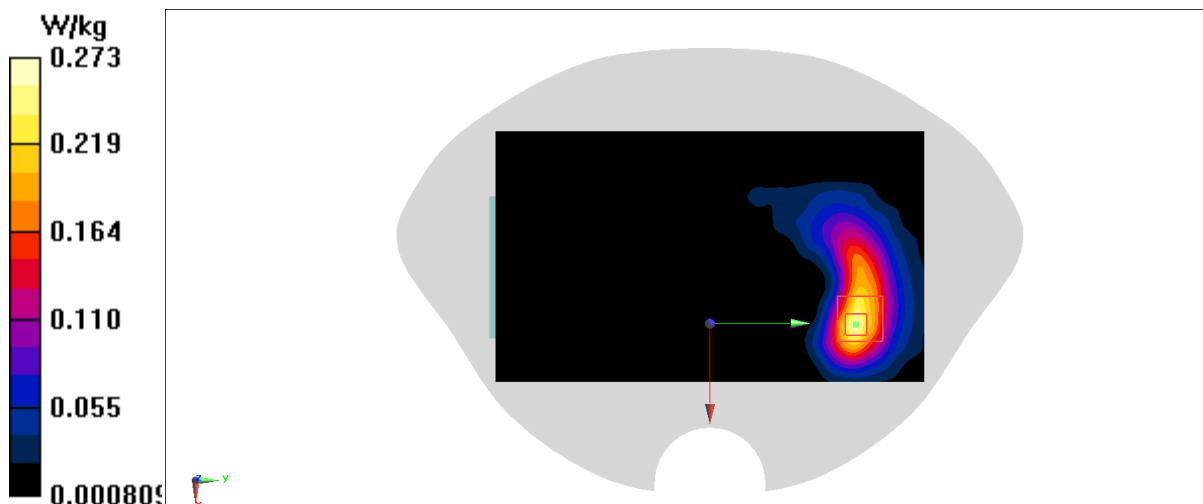
Zoom Scan (7x7x7)/Cube 0: Measurement grid: dx=5mm, dy=5mm, dz=5mm

Reference Value = 0.07800 V/m; Power Drift = 0.17 dB

Peak SAR (extrapolated) = 0.337 W/kg

SAR(1 g) = 0.169 W/kg; SAR(10 g) = 0.084 W/kg

Maximum value of SAR (measured) = 0.273 W/kg



N41 Head ANT2

Date: 5/12/2022

Electronics: DAE4 Sn777

Medium: H2600

Medium parameters used (interpolated): $f = 2636.5$ MHz; $\sigma = 2.034$ S/m; $\epsilon_r = 41.045$; $\rho = 1000$ kg/m³

Ambient Temperature: 23.3°C Liquid Temperature: 22.5°C

Communication System: UID 0, 5G N41 (0) Frequency: 2636.5 MHz Duty Cycle: 1:1

Probe: EX3DV4 - SN7600 ConvF(7.62, 7.62, 7.62)

Area Scan (81x141x1): Interpolated grid: dx=1.200 mm, dy=1.200 mm

Maximum value of SAR (interpolated) = 0.463 W/kg

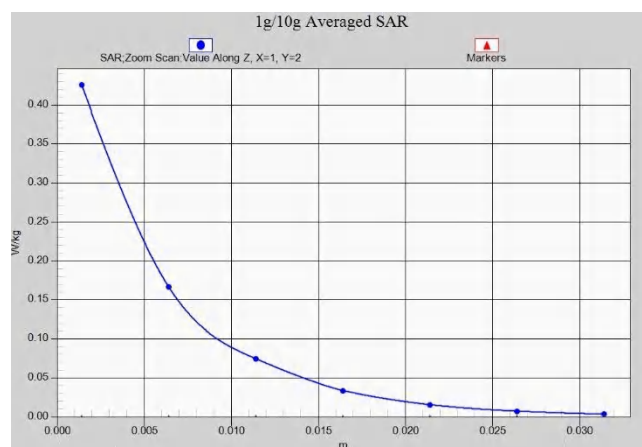

Zoom Scan (5x5x7)/Cube 0: Measurement grid: dx=5mm, dy=5mm, dz=5mm

Reference Value = 6.352 V/m; Power Drift = 0.15 dB

Peak SAR (extrapolated) = 0.600 W/kg

SAR(1 g) = 0.248 W/kg; SAR(10 g) = 0.109 W/kg

Maximum value of SAR (measured) = 0.426 W/kg



N41 Body 10mm ANT2

Date: 5/12/2022

Electronics: DAE4 Sn777

Medium: H2600

Medium parameters used (interpolated): $f = 2636.5$ MHz; $\sigma = 2.034$ S/m; $\epsilon_r = 41.045$; $\rho = 1000$ kg/m³

Ambient Temperature: 23.3°C Liquid Temperature: 22.5°C

Communication System: UID 0, 5G N41 (0) Frequency: 2636.5 MHz Duty Cycle: 1:1

Probe: EX3DV4 - SN7600 ConvF(7.62, 7.62, 7.62)

Area Scan (101x141x1): Interpolated grid: dx=1.200 mm, dy=1.200 mm

Maximum value of SAR (interpolated) = 0.333 W/kg

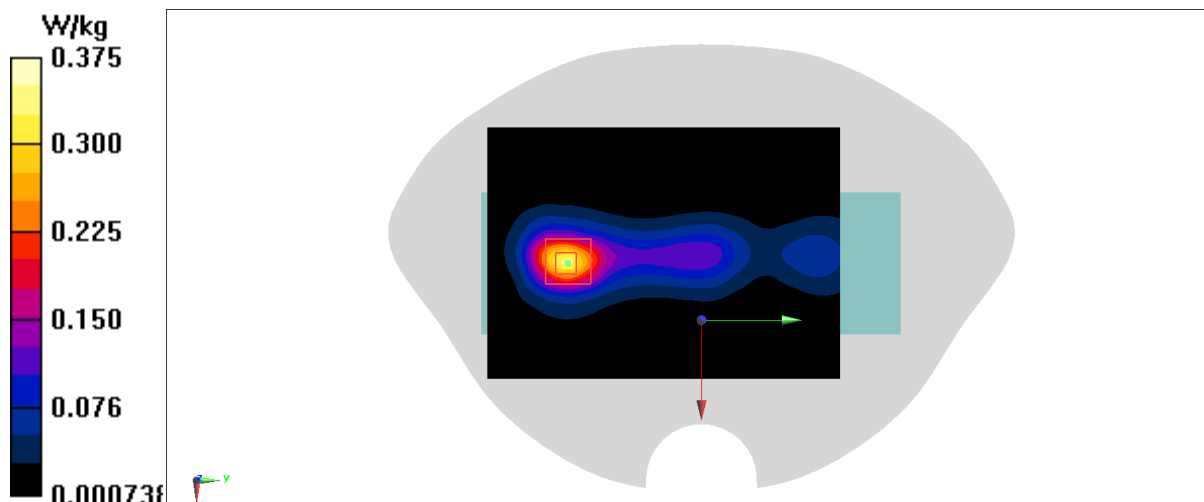
Zoom Scan (7x7x7)/Cube 0: Measurement grid: dx=5mm, dy=5mm, dz=5mm

Reference Value = 4.634 V/m; Power Drift = 0.14 dB

Peak SAR (extrapolated) = 0.480 W/kg

SAR(1 g) = 0.221 W/kg; SAR(10 g) = 0.101 W/kg

Maximum value of SAR (measured) = 0.375 W/kg



N41 Body 15mm ANT2

Date: 5/12/2022

Electronics: DAE4 Sn777

Medium: H2600

Medium parameters used (interpolated): $f = 2636.5$ MHz; $\sigma = 2.034$ S/m; $\epsilon_r = 41.045$; $\rho = 1000$ kg/m³

Ambient Temperature: 23.3°C Liquid Temperature: 22.5°C

Communication System: UID 0, 5G N41 (0) Frequency: 2636.5 MHz Duty Cycle: 1:1

Probe: EX3DV4 - SN7600 ConvF(7.62, 7.62, 7.62)

Area Scan (101x141x1): Interpolated grid: dx=1.200 mm, dy=1.200 mm

Maximum value of SAR (interpolated) = 0.240 W/kg

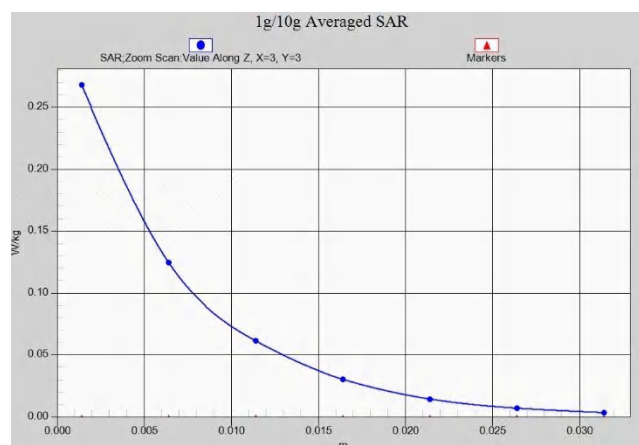
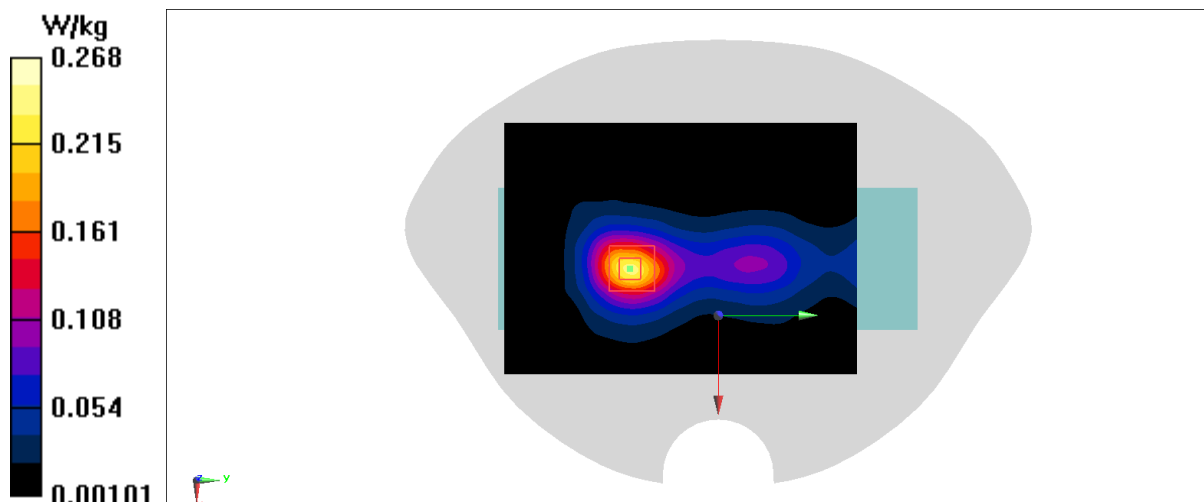
Zoom Scan (7x7x7)/Cube 0: Measurement grid: dx=5mm, dy=5mm, dz=5mm

Reference Value = 5.444 V/m; Power Drift = 0.12 dB

Peak SAR (extrapolated) = 0.340 W/kg

SAR(1 g) = 0.160 W/kg; SAR(10 g) = 0.078 W/kg

Maximum value of SAR (measured) = 0.268 W/kg



N41 Head ANT3

Date: 5/12/2022

Electronics: DAE4 Sn777

Medium: H2600

Medium parameters used (interpolated): $f = 2636.5$ MHz; $\sigma = 2.034$ S/m; $\epsilon_r = 41.045$; $\rho = 1000$ kg/m³

Ambient Temperature: 23.3°C Liquid Temperature: 22.5°C

Communication System: UID 0, 5G N41 (0) Frequency: 2636.5 MHz Duty Cycle: 1:1

Probe: EX3DV4 - SN7600 ConvF(7.62, 7.62, 7.62)

Area Scan (81x141x1): Interpolated grid: $dx=1.200$ mm, $dy=1.200$ mm

Maximum value of SAR (interpolated) = 1.33 W/kg

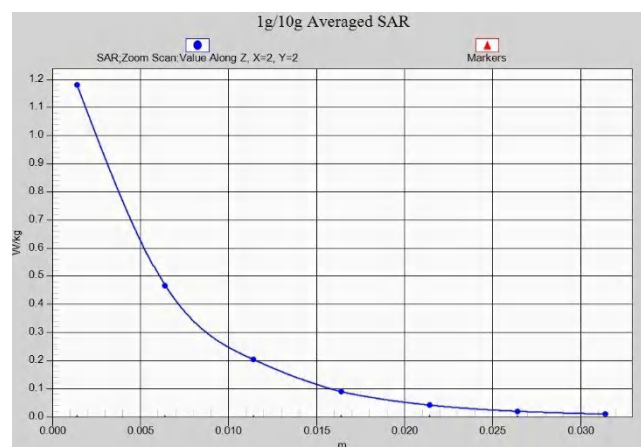

Zoom Scan (5x5x7)/Cube 0: Measurement grid: $dx=5$ mm, $dy=5$ mm, $dz=5$ mm

Reference Value = 6.537 V/m; Power Drift = 0.12 dB

Peak SAR (extrapolated) = 1.54 W/kg

SAR(1 g) = 0.669 W/kg; SAR(10 g) = 0.320 W/kg

Maximum value of SAR (measured) = 1.18 W/kg



N41 Body 10mm ANT3

Date: 5/12/2022

Electronics: DAE4 Sn777

Medium: H2600

Medium parameters used: $f = 2680$ MHz; $\sigma = 2.07$ S/m; $\epsilon_r = 41$; $\rho = 1000$ kg/m³

Ambient Temperature: 23.3°C Liquid Temperature: 22.5°C

Communication System: UID 0, 5G N41 (0) Frequency: 2679.99 MHz Duty Cycle: 1:1

Probe: EX3DV4 - SN7600 ConvF(7.62, 7.62, 7.62)

Area Scan (101x141x1): Interpolated grid: dx=1.200 mm, dy=1.200 mm

Maximum value of SAR (interpolated) = 0.884 W/kg

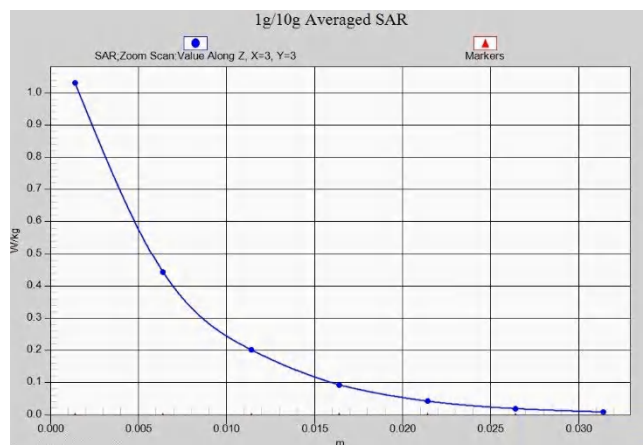
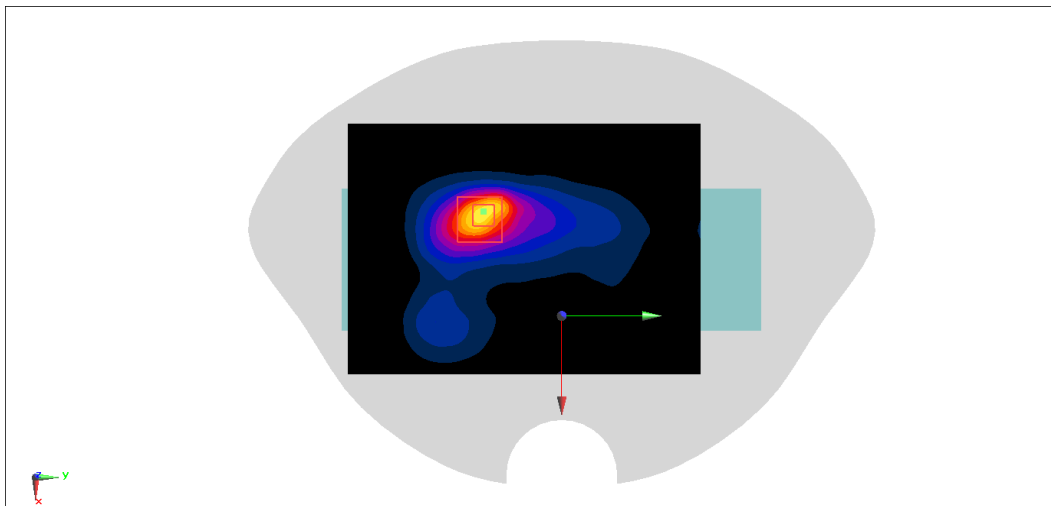
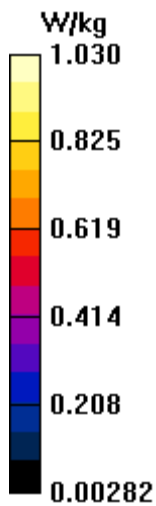
Zoom Scan (7x7x7)/Cube 0: Measurement grid: dx=5mm, dy=5mm, dz=5mm

Reference Value = 4.850 V/m; Power Drift = 0.13 dB

Peak SAR (extrapolated) = 1.36 W/kg

SAR(1 g) = 0.595 W/kg; SAR(10 g) = 0.277 W/kg

Maximum value of SAR (measured) = 1.03 W/kg



N41 Body 15mm ANT3

Date: 5/12/2022

Electronics: DAE4 Sn777

Medium: H2600

Medium parameters used: $f = 2680$ MHz; $\sigma = 2.07$ S/m; $\epsilon_r = 41$; $\rho = 1000$ kg/m³

Ambient Temperature: 23.3°C Liquid Temperature: 22.5°C

Communication System: UID 0, 5G N41 (0) Frequency: 2679.99 MHz Duty Cycle: 1:1

Probe: EX3DV4 - SN7600 ConvF(7.62, 7.62, 7.62)

Area Scan (101x141x1): Interpolated grid: dx=1.200 mm, dy=1.200 mm

Maximum value of SAR (interpolated) = 0.425 W/kg

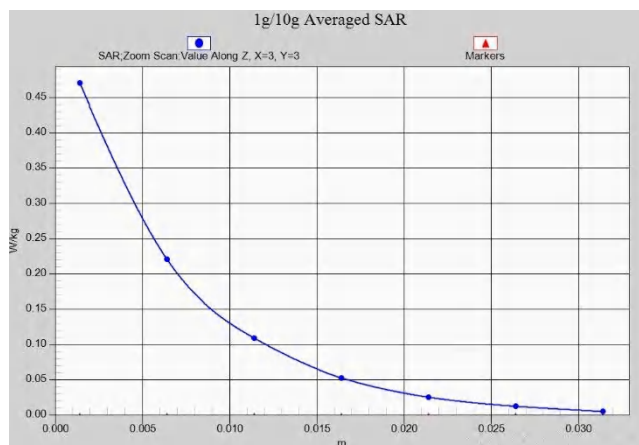
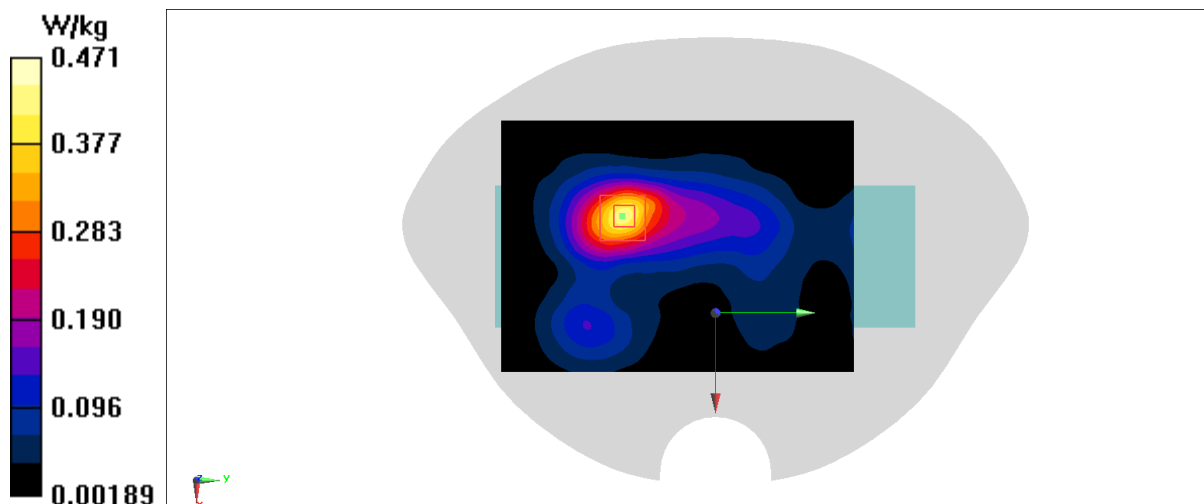
Zoom Scan (7x7x7)/Cube 0: Measurement grid: dx=5mm, dy=5mm, dz=5mm

Reference Value = 4.373 V/m; Power Drift = 0.16 dB

Peak SAR (extrapolated) = 0.603 W/kg

SAR(1 g) = 0.290 W/kg; SAR(10 g) = 0.146 W/kg

Maximum value of SAR (measured) = 0.471 W/kg



N41 Head ANT5

Date: 5/12/2022

Electronics: DAE4 Sn777

Medium: H2600

Medium parameters used: $f = 2550$ MHz; $\sigma = 1.947$ S/m; $\epsilon_r = 41.12$; $\rho = 1000$ kg/m³

Ambient Temperature: 23.3°C Liquid Temperature: 22.5°C

Communication System: UID 0, 5G N41 (0) Frequency: 2549.49 MHz Duty Cycle: 1:1

Probe: EX3DV4 - SN7600 ConvF(7.82, 7.82, 7.82)

Area Scan (101x171x1): Interpolated grid: $dx=1.200$ mm, $dy=1.200$ mm

Maximum value of SAR (interpolated) = 0.806 W/kg

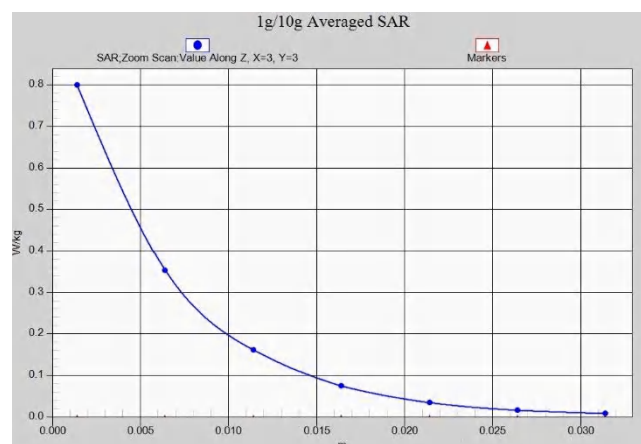

Zoom Scan (7x7x7)/Cube 0: Measurement grid: $dx=5$ mm, $dy=5$ mm, $dz=5$ mm

Reference Value = 10.50 V/m; Power Drift = -0.11 dB

Peak SAR (extrapolated) = 1.05 W/kg

SAR(1 g) = 0.469 W/kg; SAR(10 g) = 0.217 W/kg

Maximum value of SAR (measured) = 0.800 W/kg



N41 Body 10mm ANT5

Date: 5/12/2022

Electronics: DAE4 Sn777

Medium: H2600

Medium parameters used (interpolated): $f = 2592.99$ MHz; $\sigma = 1.986$ S/m; $\epsilon_r = 41.08$; $\rho = 1000$ kg/m³

Ambient Temperature: 23.3°C Liquid Temperature: 22.5°C

Communication System: UID 0, 5G N41 (0) Frequency: 2592.99 MHz Duty Cycle: 1:1

Probe: EX3DV4 - SN7600 ConvF(7.62, 7.62, 7.62)

Area Scan (101x171x1): Interpolated grid: dx=1.200 mm, dy=1.200 mm

Maximum value of SAR (interpolated) = 0.446 W/kg

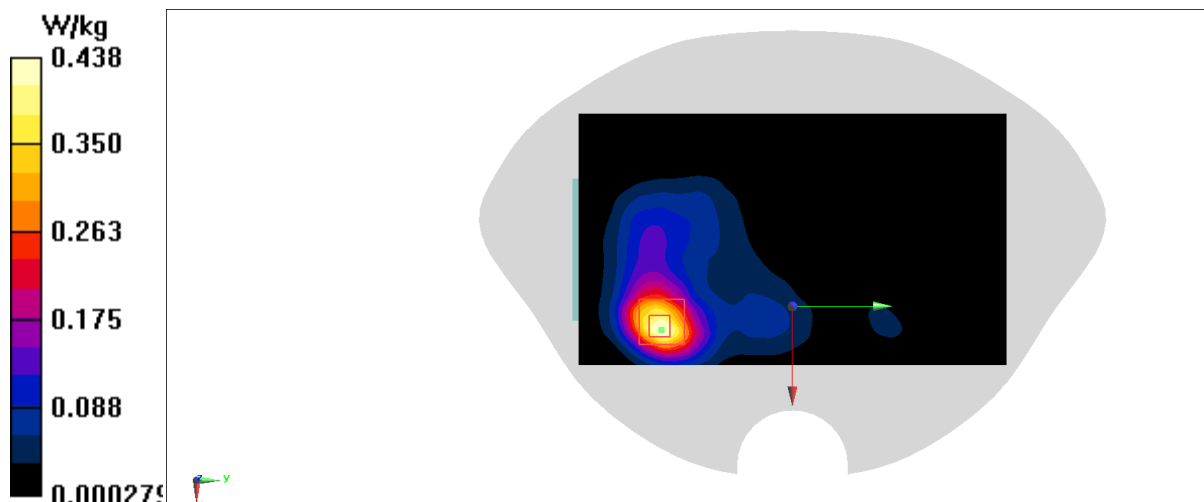
Zoom Scan (7x7x7)/Cube 0: Measurement grid: dx=5mm, dy=5mm, dz=5mm

Reference Value = 3.308 V/m; Power Drift = -0.12 dB

Peak SAR (extrapolated) = 0.584 W/kg

SAR(1 g) = 0.265 W/kg; SAR(10 g) = 0.132 W/kg

Maximum value of SAR (measured) = 0.438 W/kg



N41 Body 15mm ANT5

Date: 5/12/2022

Electronics: DAE4 Sn777

Medium: H2600

Medium parameters used (interpolated): $f = 2592.99$ MHz; $\sigma = 1.986$ S/m; $\epsilon_r = 41.08$; $\rho = 1000$ kg/m³

Ambient Temperature: 23.3°C Liquid Temperature: 22.5°C

Communication System: UID 0, 5G N41 (0) Frequency: 2592.99 MHz Duty Cycle: 1:1

Probe: EX3DV4 - SN7600 ConvF(7.62, 7.62, 7.62)

Area Scan (101x141x1): Interpolated grid: dx=1.200 mm, dy=1.200 mm

Maximum value of SAR (interpolated) = 0.364 W/kg

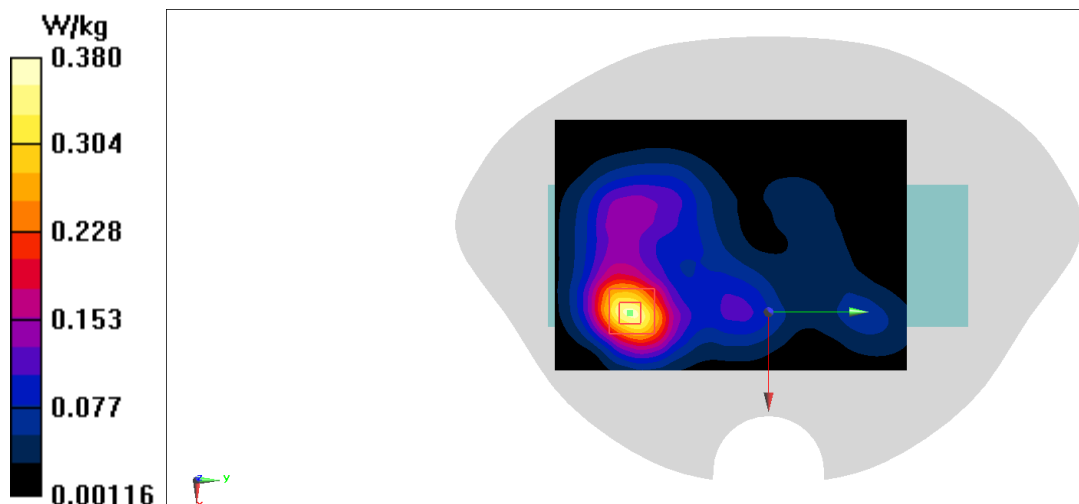
Zoom Scan (7x7x7)/Cube 0: Measurement grid: dx=5mm, dy=5mm, dz=5mm

Reference Value = 4.574 V/m; Power Drift = -0.16 dB

Peak SAR (extrapolated) = 0.482 W/kg

SAR(1 g) = 0.233 W/kg; SAR(10 g) = 0.120 W/kg

Maximum value of SAR (measured) = 0.380 W/kg



WiFi2.4G Head ATN7

Date: 5/13/2022

Electronics: DAE4 Sn777

Medium: H2450

Medium parameters used (interpolated): $f = 2462$ MHz; $\sigma = 1.84$ S/m; $\epsilon_r = 40.466$; $\rho = 1000$ kg/m³

Ambient Temperature: 23.3°C Liquid Temperature: 22.5°C

Communication System: UID 0, WiFi 2450 (0) Frequency: 2462 MHz Duty Cycle: 1:1

Probe: EX3DV4 - SN7600 ConvF(7.82, 7.82, 7.82)

Area Scan (101x171x1): Interpolated grid: dx=1.200 mm, dy=1.200 mm

Maximum value of SAR (interpolated) = 0.432 W/kg

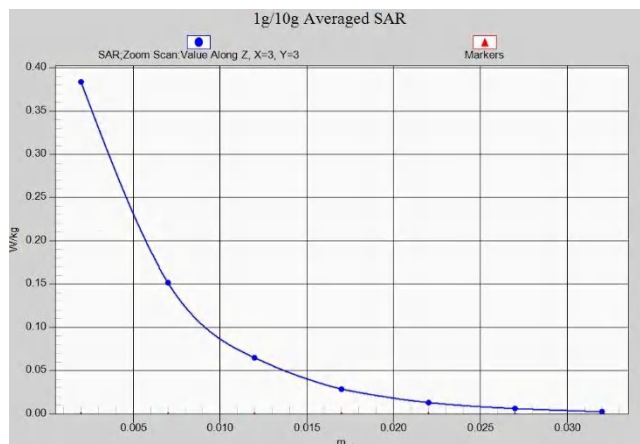

Zoom Scan (7x7x7)/Cube 0: Measurement grid: dx=5mm, dy=5mm, dz=5mm

Reference Value = 4.456 V/m; Power Drift = -0.06 dB

Peak SAR (extrapolated) = 0.573 W/kg

SAR(1 g) = 0.221 W/kg; SAR(10 g) = 0.094 W/kg

Maximum value of SAR (measured) = 0.384 W/kg



WiFi2.4G Body ATN7

Date: 5/13/2022

Electronics: DAE4 Sn777

Medium: H2450

Medium parameters used (interpolated): $f = 2437$ MHz; $\sigma = 1.818$ S/m; $\epsilon_r = 40.512$; $\rho = 1000$ kg/m³

Ambient Temperature: 23.3°C Liquid Temperature: 22.5°C

Communication System: UID 0, WiFi 2450 (0) Frequency: 2437 MHz Duty Cycle: 1:1

Probe: EX3DV4 - SN7600 ConvF(7.82, 7.82, 7.82)

Area Scan (101x171x1): Interpolated grid: dx=1.200 mm, dy=1.200 mm

Maximum value of SAR (interpolated) = 0.606 W/kg

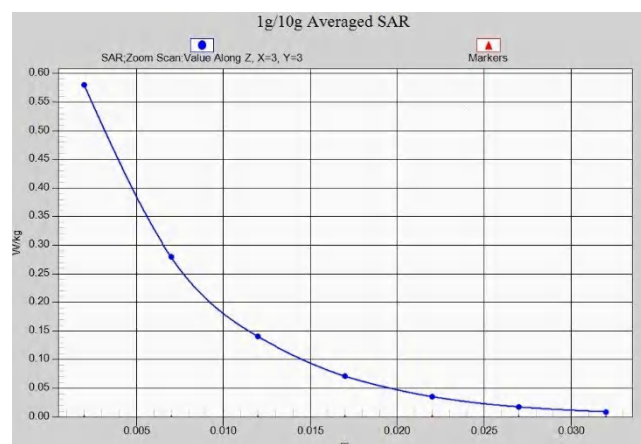
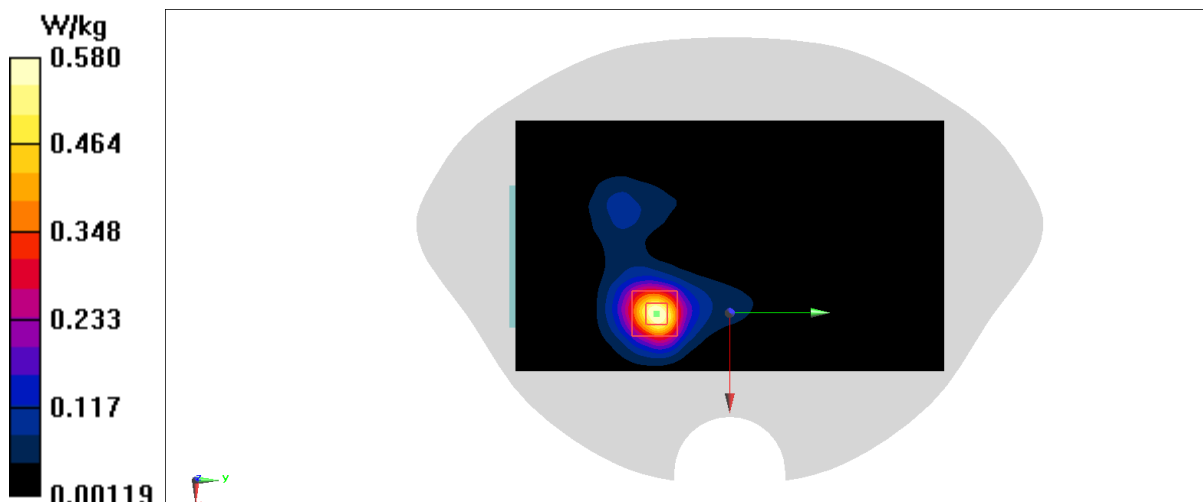
Zoom Scan (7x7x7)/Cube 0: Measurement grid: dx=5mm, dy=5mm, dz=5mm

Reference Value = 4.077 V/m; Power Drift = -0.13 dB

Peak SAR (extrapolated) = 0.795 W/kg

SAR(1 g) = 0.377 W/kg; SAR(10 g) = 0.176 W/kg

Maximum value of SAR (measured) = 0.580 W/kg



WiFi2.4G Body ATN7

Date: 5/13/2022

Electronics: DAE4 Sn777

Medium: H2450

Medium parameters used (interpolated): $f = 2437$ MHz; $\sigma = 1.818$ S/m; $\epsilon_r = 40.512$; $\rho = 1000$ kg/m³

Ambient Temperature: 23.3°C Liquid Temperature: 22.5°C

Communication System: UID 0, WiFi 2450 (0) Frequency: 2437 MHz Duty Cycle: 1:1

Probe: EX3DV4 - SN7600 ConvF(7.82, 7.82, 7.82)

Area Scan (101x171x1): Interpolated grid: $dx=1.200$ mm, $dy=1.200$ mm

Maximum value of SAR (interpolated) = 0.304 W/kg

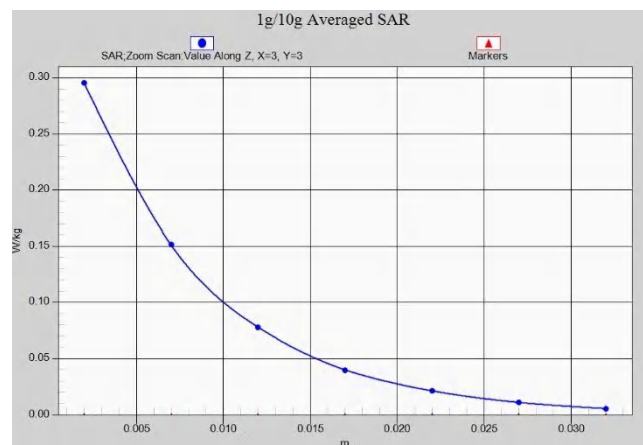
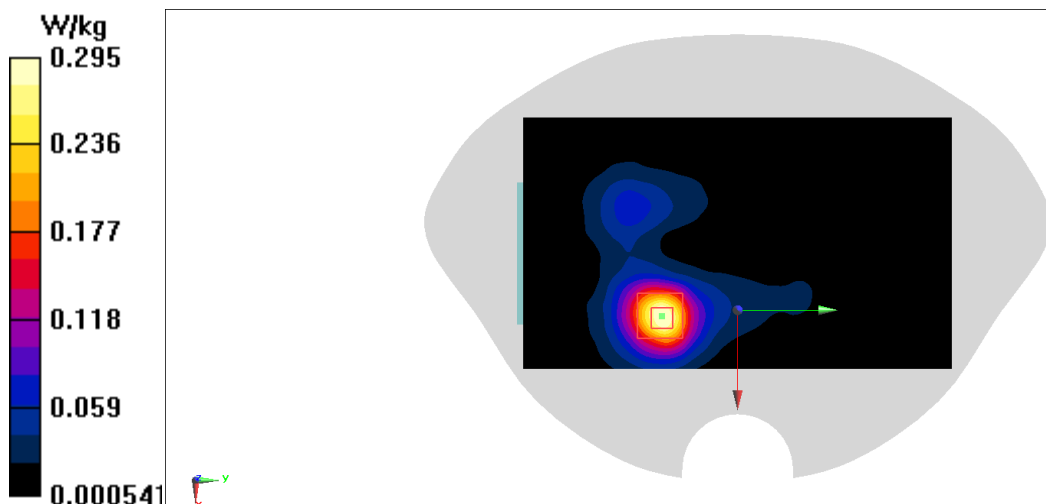
Zoom Scan (7x7x7)/Cube 0: Measurement grid: $dx=5$ mm, $dy=5$ mm, $dz=5$ mm

Reference Value = 2.996 V/m; Power Drift = 0.16 dB

Peak SAR (extrapolated) = 0.395 W/kg

SAR(1 g) = 0.201 W/kg; SAR(10 g) = 0.100 W/kg

Maximum value of SAR (measured) = 0.295 W/kg



WiFi5G Head ATN8

Date: 5/14/2022

Electronics: DAE4 Sn777

Medium: H5G

Medium parameters used: $f = 5270$ MHz; $\sigma = 4.604$ S/m; $\epsilon_r = 34.921$; $\rho = 1000$ kg/m³

Ambient Temperature: 23.3°C Liquid Temperature: 22.5°C

Communication System: UID 0, WLAN 11a (0) Frequency: 5270 MHz Duty Cycle: 1:1

Probe: EX3DV4 - SN7600 ConvF(5.59, 5.59, 5.59)

Area Scan (121x211x1): Interpolated grid: $dx=1.000$ mm, $dy=1.000$ mm

Maximum value of SAR (interpolated) = 0.704 W/kg

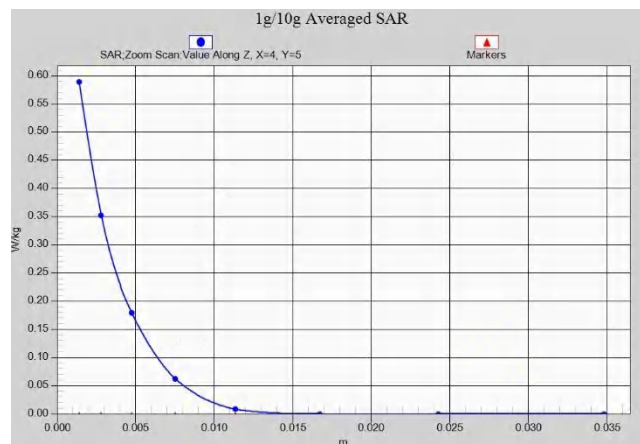

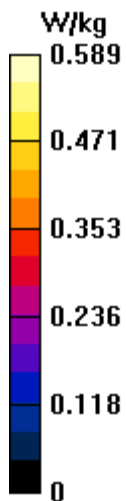
Zoom Scan (9x9x8)/Cube 0: Measurement grid: $dx=4$ mm, $dy=4$ mm, $dz=1.4$ mm

Reference Value = 4.596 V/m; Power Drift = 0.05 dB

Peak SAR (extrapolated) = 0.951 W/kg

SAR(1 g) = 0.236 W/kg; SAR(10 g) = 0.076 W/kg

Maximum value of SAR (measured) = 0.589 W/kg



WiFi5G Body ATN8

Date: 5/14/2022

Electronics: DAE4 Sn777

Medium: H5G

Medium parameters used: $f = 5230$ MHz; $\sigma = 4.561$ S/m; $\epsilon_r = 35$; $\rho = 1000$ kg/m³

Ambient Temperature: 23.3°C Liquid Temperature: 22.5°C

Communication System: UID 0, WLAN 5G Frequency: 5230 MHz Duty Cycle: 1:1

Probe: EX3DV4 - SN7600 ConvF(5.59, 5.59, 5.59)

Area Scan (91x211x1): Interpolated grid: dx=1.000 mm, dy=1.000 mm

Maximum value of SAR (interpolated) = 0.425 W/kg

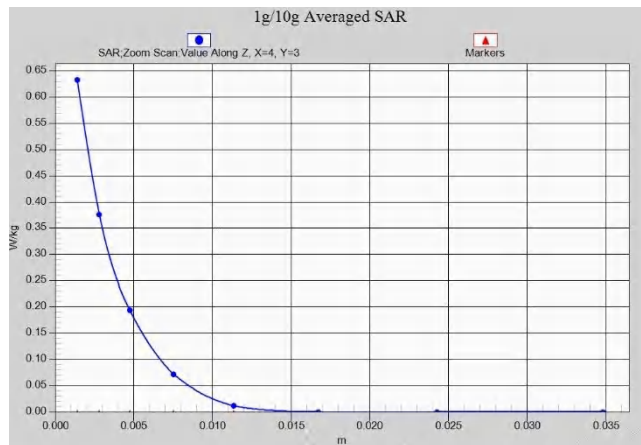
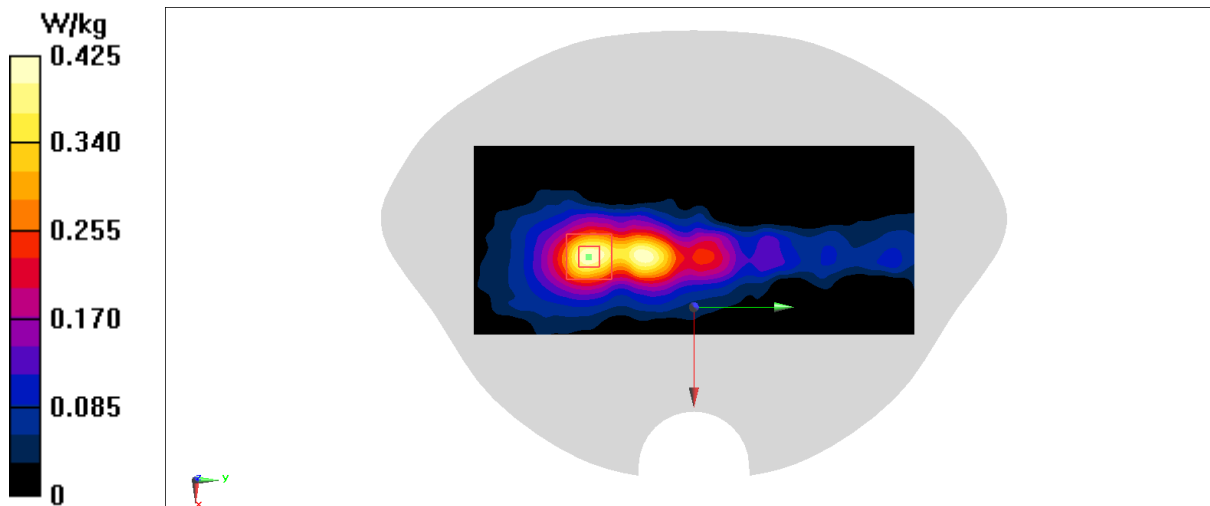
Zoom Scan (9x9x8)/Cube 0: Measurement grid: dx=4mm, dy=4mm, dz=1.4mm

Reference Value = 6.934 V/m; Power Drift = 0.13 dB

Peak SAR (extrapolated) = 0.744 W/kg

SAR(1 g) = 0.174 W/kg; SAR(10 g) = 0.066 W/kg

Maximum value of SAR (measured) = 0.455 W/kg



WiFi5G Body ATN8

Date: 5/14/2022

Electronics: DAE4 Sn777

Medium: H5G

Medium parameters used: $f = 5300$ MHz; $\sigma = 4.635$ S/m; $\epsilon_r = 34.871$; $\rho = 1000$ kg/m³

Ambient Temperature: 23.3°C Liquid Temperature: 22.5°C

Communication System: UID 0, WLAN 11a (0) Frequency: 5300 MHz Duty Cycle: 1:1

Probe: EX3DV4 - SN7600 ConvF(5.59, 5.59, 5.59)

Area Scan (121x211x1): Interpolated grid: dx=1.000 mm, dy=1.000 mm

Maximum value of SAR (interpolated) = 0.573 W/kg

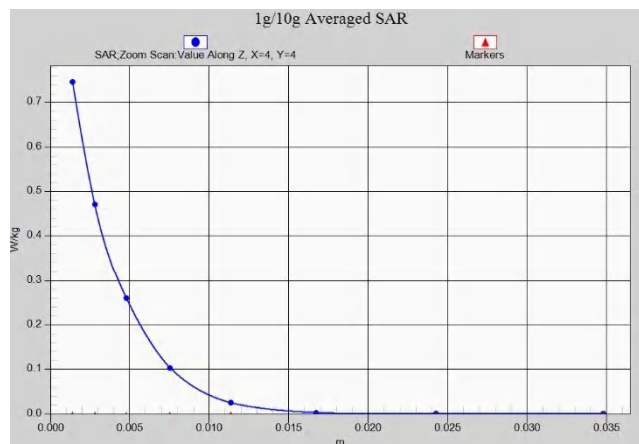
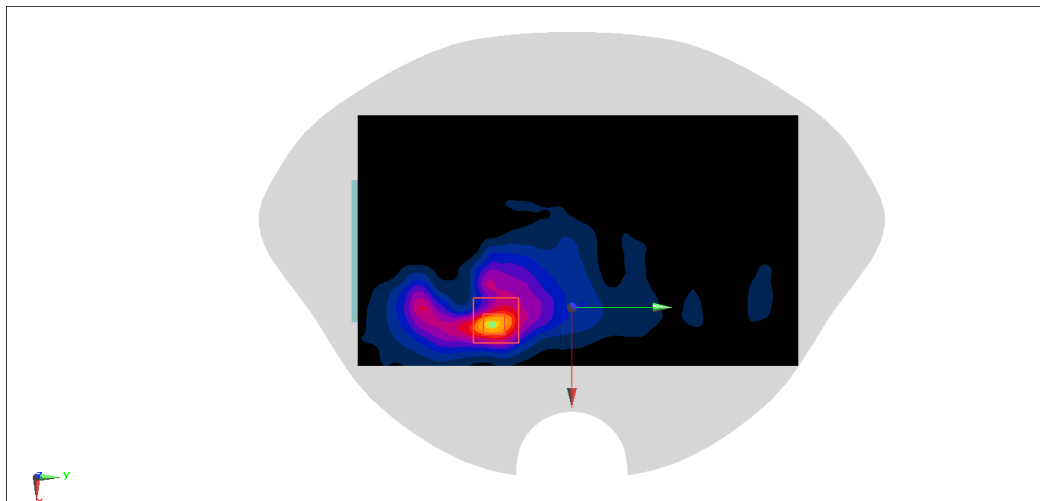
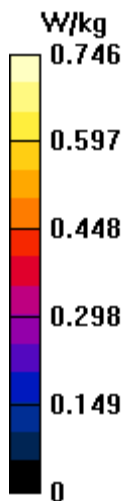
Zoom Scan (9x9x8)/Cube 0: Measurement grid: dx=4mm, dy=4mm, dz=1.4mm

Reference Value = 3.938 V/m; Power Drift = 0.07 dB

Peak SAR (extrapolated) = 1.27 W/kg

SAR(1 g) = 0.313 W/kg; SAR(10 g) = 0.107 W/kg

Maximum value of SAR (measured) = 0.746 W/kg



BT Head ANT7

Date: 5/13/2022

Electronics: DAE4 Sn777

Medium: H2450

Medium parameters used (interpolated): $f = 2441$ MHz; $\sigma = 1.822$ S/m; $\epsilon_r = 40.505$; $\rho = 1000$ kg/m³

Ambient Temperature: 23.3°C Liquid Temperature: 22.5°C

Communication System: UID 0, Bluetooth (0) Frequency: 2441 MHz Duty Cycle: 1:1

Probe: EX3DV4 - SN7600 ConvF(7.82, 7.82, 7.82)

Area Scan (81x141x1): Interpolated grid: dx=1.200 mm, dy=1.200 mm

Maximum value of SAR (interpolated) = 0.211 W/kg

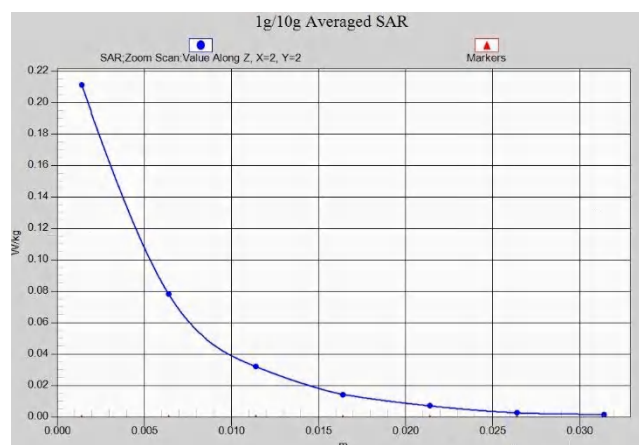
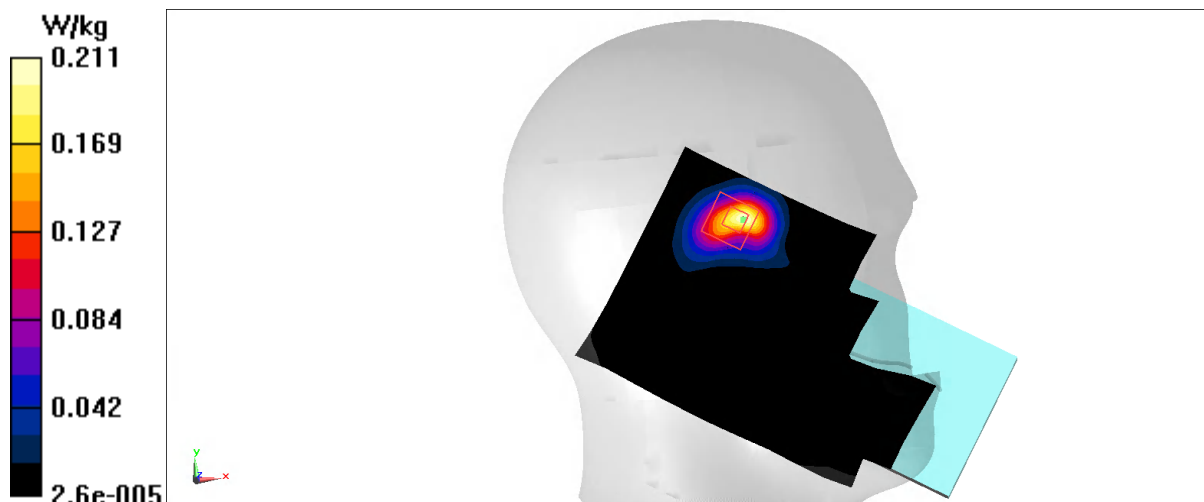
Zoom Scan (5x5x7)/Cube 0: Measurement grid: dx=5mm, dy=5mm, dz=5mm

Reference Value = 1.427 V/m; Power Drift = 0.16 dB

Peak SAR (extrapolated) = 0.273 W/kg

SAR(1 g) = 0.109 W/kg; SAR(10 g) = 0.048 W/kg

Maximum value of SAR (measured) = 0.211 W/kg



BT Body ANT7

Date: 5/13/2022

Electronics: DAE4 Sn777

Medium: H2450

Medium parameters used (interpolated): $f = 2441$ MHz; $\sigma = 1.822$ S/m; $\epsilon_r = 40.505$; $\rho = 1000$ kg/m³

Ambient Temperature: 23.3°C Liquid Temperature: 22.5°C

Communication System: UID 0, Bluetooth (0) Frequency: 2441 MHz Duty Cycle: 1:1

Probe: EX3DV4 - SN7600 ConvF(7.82, 7.82, 7.82)

Area Scan (81x141x1): Interpolated grid: dx=1.200 mm, dy=1.200 mm

Maximum value of SAR (interpolated) = 0.256 W/kg

Zoom Scan (5x6x7)/Cube 0: Measurement grid: dx=5mm, dy=5mm, dz=5mm

Reference Value = 0.9870 V/m; Power Drift = 0.14 dB

Peak SAR (extrapolated) = 0.374 W/kg

SAR(1 g) = 0.164 W/kg; SAR(10 g) = 0.072 W/kg

Maximum value of SAR (measured) = 0.270 W/kg

