

Appendix for Band 41

Model: LGE-NX9

BTL-FCCP-3-2203G019

CONTENT

1	Appendix A: Effective (Isotropic) Radiated Power of Transmitter	6
1.1	Test Results	6
2	Appendix B: Peak-to-Average Ratio	8
2.1	Test Results	8
3	Appendix C: Modulation Characteristics.....	9
3.1	Test Plots	9
3.1.1	TM1_5MHz_MCH_RB25#0	9
3.1.2	TM1_20MHz_MCH_RB100#0	10
3.1.3	TM2_5MHz_MCH_RB25#0	10
3.1.4	TM2_20MHz_MCH_RB100#0	11
3.1.5	TM3_5MHz_MCH_RB25#0	11
3.1.6	TM3_20MHz_MCH_RB100#0	12
4	Appendix D: Occupied Bandwidth	13
4.1	Test Results	13
4.2	Test Plots	15
4.2.1	TM1_5MHz_LCH_RB25#0	15
4.2.2	TM1_5MHz_MCH_RB25#0	16
4.2.3	TM1_5MHz_HCH_RB25#0	17
4.2.4	TM1_10MHz_LCH_RB50#0	18
4.2.5	TM1_10MHz_MCH_RB50#0	19
4.2.6	TM1_10MHz_HCH_RB50#0	20
4.2.7	TM1_15MHz_LCH_RB75#0	21
4.2.8	TM1_15MHz_MCH_RB75#0	22
4.2.9	TM1_15MHz_HCH_RB75#0	23
4.2.10	TM1_20MHz_LCH_RB100#0	24
4.2.11	TM1_20MHz_MCH_RB100#0	25
4.2.12	TM1_20MHz_HCH_RB100#0	26
4.2.13	TM2_5MHz_LCH_RB25#0	27
4.2.14	TM2_5MHz_MCH_RB25#0	28
4.2.15	TM2_5MHz_HCH_RB25#0	29
4.2.16	TM2_10MHz_LCH_RB50#0	30
4.2.17	TM2_10MHz_MCH_RB50#0	31
4.2.18	TM2_10MHz_HCH_RB50#0	32
4.2.19	TM2_15MHz_LCH_RB75#0	33
4.2.20	TM2_15MHz_MCH_RB75#0	34
4.2.21	TM2_15MHz_HCH_RB75#0	35
4.2.22	TM2_20MHz_LCH_RB100#0	36
4.2.23	TM2_20MHz_MCH_RB100#0	37
4.2.24	TM2_20MHz_HCH_RB100#0	38
4.2.25	TM3_5MHz_LCH_RB25#0	39

4.2.26	TM3_5MHz_MCH_RB25#0	40
4.2.27	TM3_5MHz_HCH_RB25#0	41
4.2.28	TM3_10MHz_LCH_RB50#0	42
4.2.29	TM3_10MHz_MCH_RB50#0	43
4.2.30	TM3_10MHz_HCH_RB50#0	44
4.2.31	TM3_15MHz_LCH_RB75#0	45
4.2.32	TM3_15MHz_MCH_RB75#0	46
4.2.33	TM3_15MHz_HCH_RB75#0	47
4.2.34	TM3_20MHz_LCH_RB100#0	48
4.2.35	TM3_20MHz_MCH_RB100#0	49
4.2.36	TM3_20MHz_HCH_RB100#0	50
5	Appendix E: Band Edges Compliance	51
5.1	Test Results	51
5.2	Test Plots	52
5.2.1	TM1_5MHz_LCH_RB25#0	52
5.2.2	TM1_5MHz_LCH_RB1#0	53
5.2.3	TM1_5MHz_LCH_RB1#24	54
5.2.4	TM1_5MHz_HCH_RB25#0	55
5.2.5	TM1_5MHz_HCH_RB1#0	56
5.2.6	TM1_5MHz_HCH_RB1#24	57
5.2.7	TM1_20MHz_LCH_RB100#0	58
5.2.8	TM1_20MHz_LCH_RB1#0	59
5.2.9	TM1_20MHz_LCH_RB1#99	60
5.2.10	TM1_20MHz_HCH_RB100#0	61
5.2.11	TM1_20MHz_HCH_RB1#0	62
5.2.12	TM1_20MHz_HCH_RB1#99	63
5.2.13	TM2_5MHz_LCH_RB25#0	64
5.2.14	TM2_5MHz_LCH_RB1#0	65
5.2.15	TM2_5MHz_LCH_RB1#24	66
5.2.16	TM2_5MHz_HCH_RB25#0	67
5.2.17	TM2_5MHz_HCH_RB1#0	68
5.2.18	TM2_5MHz_HCH_RB1#24	69
5.2.19	TM2_20MHz_LCH_RB100#0	70
5.2.20	TM2_20MHz_LCH_RB1#0	71
5.2.21	TM2_20MHz_LCH_RB1#99	72
5.2.22	TM2_20MHz_HCH_RB100#0	73
5.2.23	TM2_20MHz_HCH_RB1#0	74
5.2.24	TM2_20MHz_HCH_RB1#99	75
5.2.25	TM3_5MHz_LCH_RB25#0	76
5.2.26	TM3_5MHz_LCH_RB1#0	77
5.2.27	TM3_5MHz_LCH_RB1#24	78
5.2.28	TM3_5MHz_HCH_RB25#0	79
5.2.29	TM3_5MHz_HCH_RB1#0	80
5.2.30	TM3_5MHz_HCH_RB1#24	81

5.2.31	TM3_20MHz_LCH_RB100#0	82
5.2.32	TM3_20MHz_LCH_RB1#0	83
5.2.33	TM3_20MHz_LCH_RB1#99	84
5.2.34	TM3_20MHz_HCH_RB100#0.....	85
5.2.35	TM3_20MHz_HCH_RB1#0.....	86
5.2.36	TM3_20MHz_HCH_RB1#99.....	87
6	Appendix F: Spurious Emission at Antenna Terminal	88
6.1	Test Results	88
6.2	Test Plots	93
6.2.1	TM1_5MHz_LCH_RB25#0	93
6.2.2	TM1_5MHz_LCH_RB1#0	95
6.2.3	TM1_5MHz_LCH_RB1#24	97
6.2.4	TM1_5MHz_MCH_RB25#0	99
6.2.5	TM1_5MHz_MCH_RB1#0	101
6.2.6	TM1_5MHz_MCH_RB1#24	103
6.2.7	TM1_5MHz_HCH_RB25#0.....	105
6.2.8	TM1_5MHz_HCH_RB1#0.....	107
6.2.9	TM1_5MHz_HCH_RB1#24.....	109
6.2.10	TM1_20MHz_LCH_RB100#0	111
6.2.11	TM1_20MHz_LCH_RB1#0	113
6.2.12	TM1_20MHz_LCH_RB1#99	115
6.2.13	TM1_20MHz_MCH_RB100#0	117
6.2.14	TM1_20MHz_MCH_RB1#0	119
6.2.15	TM1_20MHz_MCH_RB1#99	121
6.2.16	TM1_20MHz_HCH_RB100#0.....	123
6.2.17	TM1_20MHz_HCH_RB1#0.....	125
6.2.18	TM1_20MHz_HCH_RB1#99.....	127
6.2.19	TM2_5MHz_LCH_RB25#0	129
6.2.20	TM2_5MHz_LCH_RB1#0	131
6.2.21	TM2_5MHz_LCH_RB1#24	133
6.2.22	TM2_5MHz_MCH_RB25#0	135
6.2.23	TM2_5MHz_MCH_RB1#0	137
6.2.24	TM2_5MHz_MCH_RB1#24	139
6.2.25	TM2_5MHz_HCH_RB25#0.....	141
6.2.26	TM2_5MHz_HCH_RB1#0.....	143
6.2.27	TM2_5MHz_HCH_RB1#24.....	145
6.2.28	TM2_20MHz_LCH_RB100#0	147
6.2.29	TM2_20MHz_LCH_RB1#0	149
6.2.30	TM2_20MHz_LCH_RB1#99	151
6.2.31	TM2_20MHz_MCH_RB100#0	153
6.2.32	TM2_20MHz_MCH_RB1#0	155
6.2.33	TM2_20MHz_MCH_RB1#99	157
6.2.34	TM2_20MHz_HCH_RB100#0.....	159
6.2.35	TM2_20MHz_HCH_RB1#0.....	161

- 6.2.36 TM2_20MHz_HCH_RB1#99..... 163
- 7 Appendix G: Frequency Stability 165
 - 7.1 Test Results 165
 - 7.1.1 Frequency Error vs. Voltage 165
 - 7.1.2 Frequency Error vs. Temperature 167

1 Appendix A: Effective (Isotropic) Radiated Power of Transmitter

1.1 Test Results

Effective (Isotropic) Radiated Power of Transmitter									
Test Mode	Test Bandwidth [MHz]	Test Channel	Test RB	Modulation	Measured [dBm]	Gain [dBi]	EIRP [dBm]	Limit [dBm]	Verdict
TM1	5	LCH	RB25#0	QPSK	24.89	-1.1	23.79	33	PASS
			RB1#0	QPSK	24.93	-1.1	23.83	33	PASS
			RB1#24	QPSK	24.87	-1.1	23.77	33	PASS
		MCH	RB25#0	QPSK	24.79	-1.1	23.69	33	PASS
			RB1#0	QPSK	24.66	-1.1	23.56	33	PASS
			RB1#24	QPSK	24.76	-1.1	23.66	33	PASS
		HCH	RB25#0	QPSK	24.78	-1.1	23.68	33	PASS
			RB1#0	QPSK	24.73	-1.1	23.63	33	PASS
			RB1#24	QPSK	24.75	-1.1	23.65	33	PASS
	20	LCH	RB100#0	QPSK	24.89	-1.1	23.79	33	PASS
			RB1#0	QPSK	24.77	-1.1	23.67	33	PASS
			RB1#99	QPSK	24.71	-1.1	23.61	33	PASS
		MCH	RB100#0	QPSK	24.70	-1.1	23.60	33	PASS
			RB1#0	QPSK	24.72	-1.1	23.62	33	PASS
			RB1#99	QPSK	24.66	-1.1	23.56	33	PASS
		HCH	RB100#0	QPSK	24.64	-1.1	23.54	33	PASS
			RB1#0	QPSK	24.74	-1.1	23.64	33	PASS
			RB1#99	QPSK	24.61	-1.1	23.51	33	PASS
TM2	5	LCH	RB25#0	16QAM	23.92	-1.1	22.82	33	PASS
			RB1#0	16QAM	25.40	-1.1	24.30	33	PASS
			RB1#24	16QAM	25.35	-1.1	24.25	33	PASS
		MCH	RB25#0	16QAM	24.82	-1.1	23.72	33	PASS
			RB1#0	16QAM	25.10	-1.1	24.00	33	PASS
			RB1#24	16QAM	25.14	-1.1	24.04	33	PASS
		HCH	RB25#0	16QAM	23.82	-1.1	22.72	33	PASS
			RB1#0	16QAM	25.04	-1.1	23.94	33	PASS
			RB1#24	16QAM	25.11	-1.1	24.01	33	PASS

Effective (Isotropic) Radiated Power of Transmitter									
Test Mode	Test Bandwidth [MHz]	Test Channel	Test RB	Modulation	Measured [dBm]	Gain [dBi]	EIRP [dBm]	Limit [dBm]	Verdict
TM1	20	LCH	RB100#0	16QAM	23.86	-1.1	22.76	33	PASS
			RB1#0	16QAM	25.29	-1.1	24.19	33	PASS
			RB1#99	16QAM	25.03	-1.1	23.93	33	PASS
		MCH	RB100#0	16QAM	24.72	-1.1	23.62	33	PASS
			RB1#0	16QAM	25.07	-1.1	23.97	33	PASS
			RB1#99	16QAM	24.98	-1.1	23.88	33	PASS
		HCH	RB100#0	16QAM	23.64	-1.1	22.54	33	PASS
			RB1#0	16QAM	25.03	-1.1	23.93	33	PASS
			RB1#99	16QAM	25.14	-1.1	24.04	33	PASS

2 Appendix B: Peak-to-Average Ratio

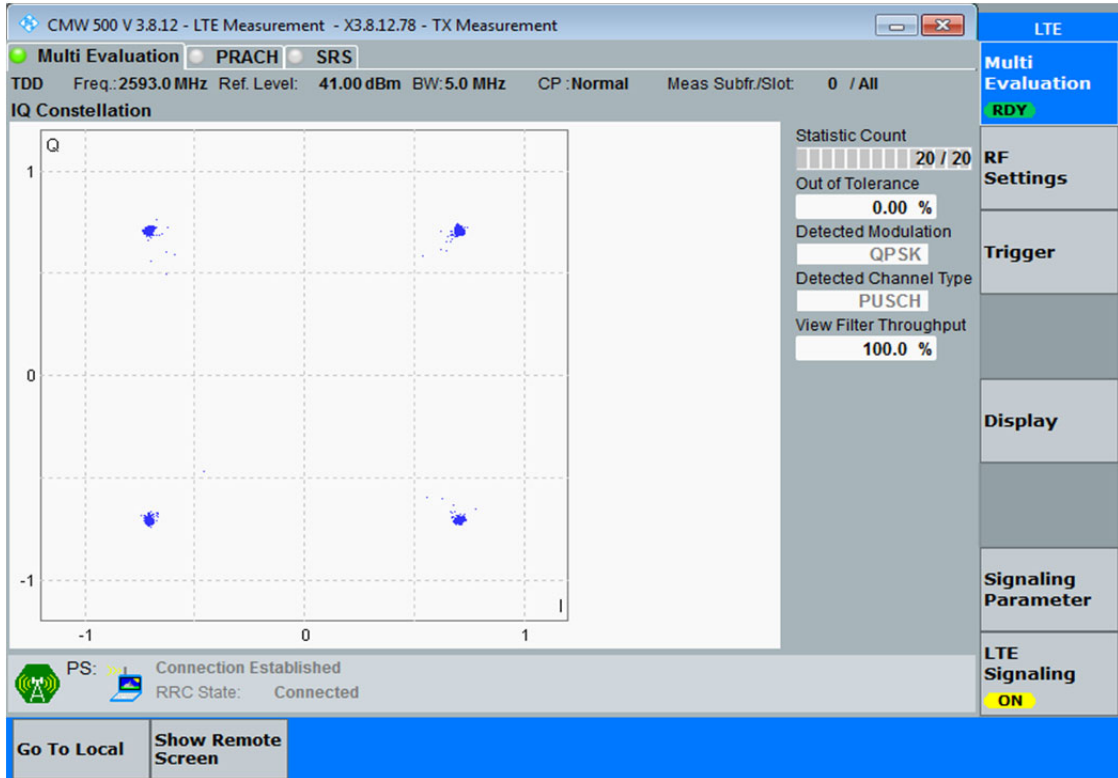
2.1 Test Results

Peak-to-Average Ratio							
Test Mode	Test Bandwidth [MHz]	Test Channel	Test RB	Modulation	Measured [dBm]	Limit [dBm]	Verdict
TM1	5	MCH	RB25#0	QPSK	5.71	13	PASS
			RB1#0	QPSK	4.50	13	PASS
			RB1#24	QPSK	4.47	13	PASS
	20		RB100#0	QPSK	5.79	13	PASS
			RB1#0	QPSK	4.47	13	PASS
			RB1#99	QPSK	4.47	13	PASS
TM2	5		RB25#0	16QAM	6.21	13	PASS
			RB1#0	16QAM	4.72	13	PASS
			RB1#24	16QAM	4.79	13	PASS
	20		RB100#0	16QAM	6.51	13	PASS
			RB1#0	16QAM	4.78	13	PASS
			RB1#99	16QAM	4.71	13	PASS
TM3	5	RB25#0	64QAM	6.90	13	PASS	
		RB1#0	64QAM	5.34	13	PASS	
		RB1#24	64QAM	5.14	13	PASS	
	20	RB100#0	64QAM	7.25	13	PASS	
		RB1#0	64QAM	5.40	13	PASS	
		RB1#99	64QAM	5.30	13	PASS	

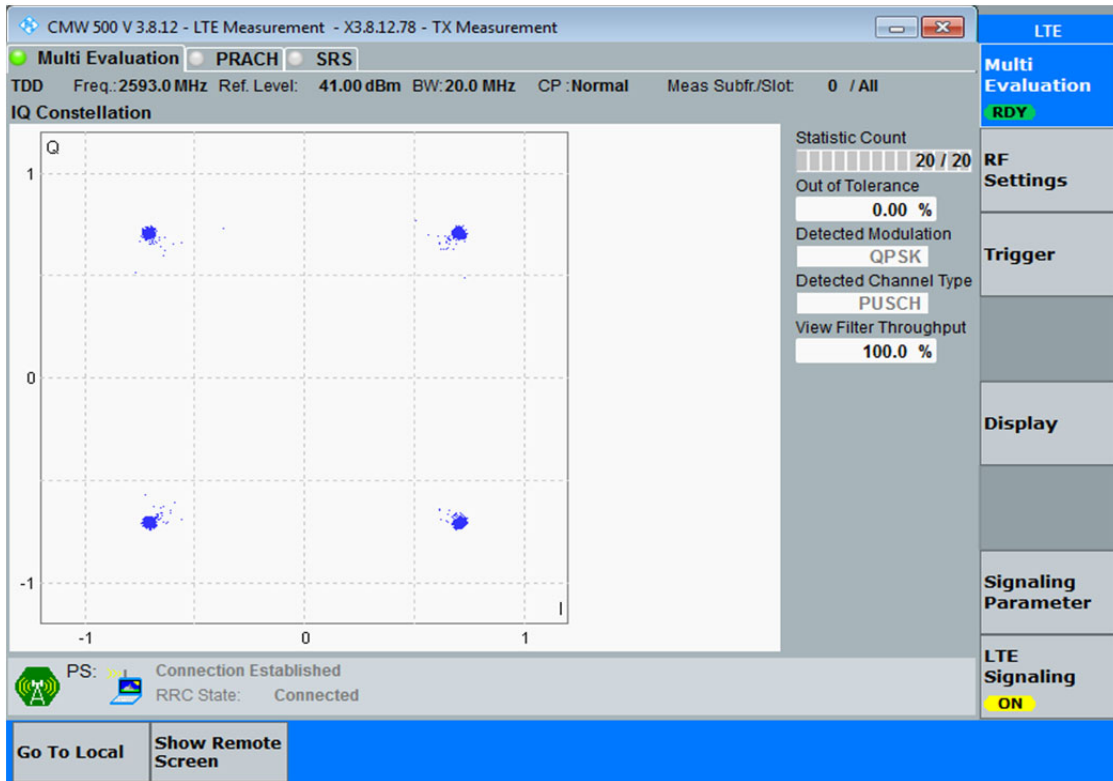
3 Appendix C: Modulation Characteristics

3.1 Test Plots

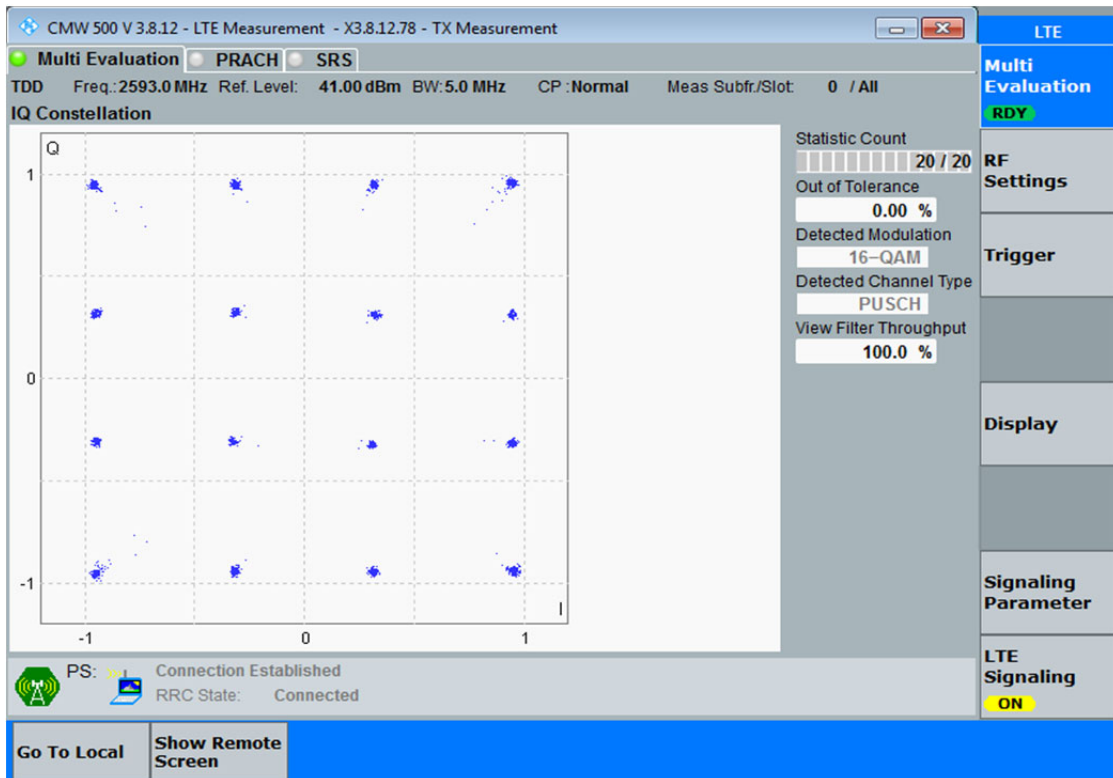
3.1.1 TM1_5MHz_MCH_RB25#0



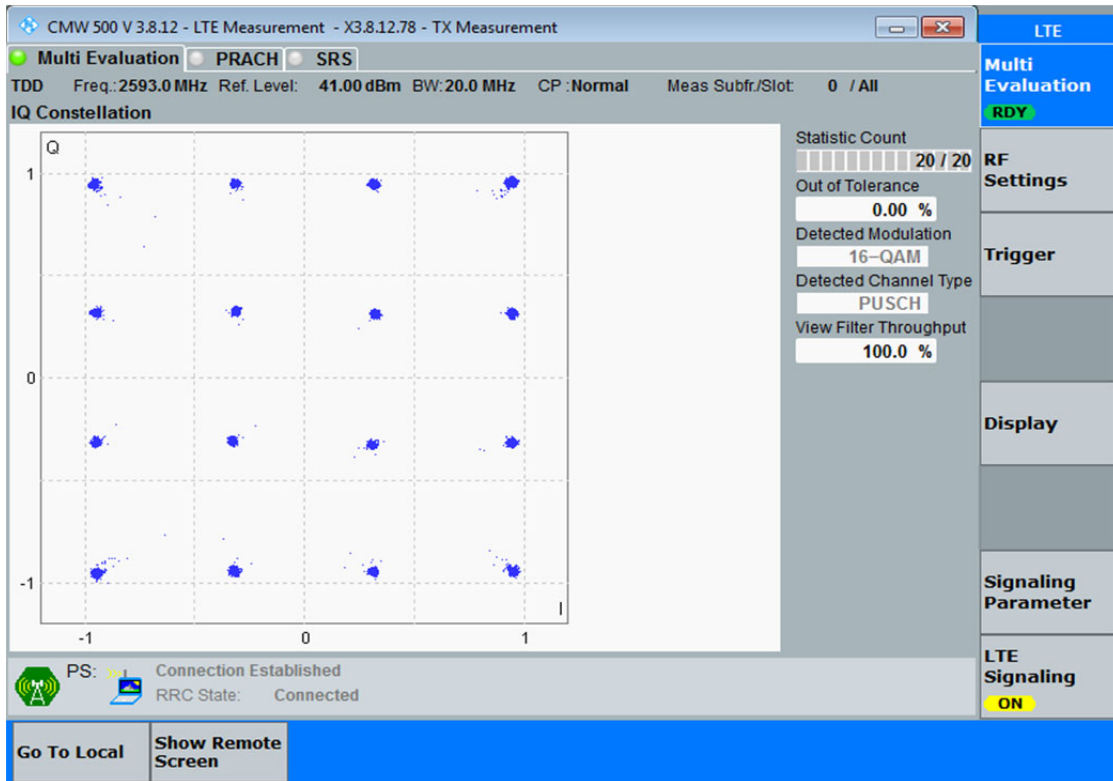
3.1.2 TM1_20MHz_MCH_RB100#0



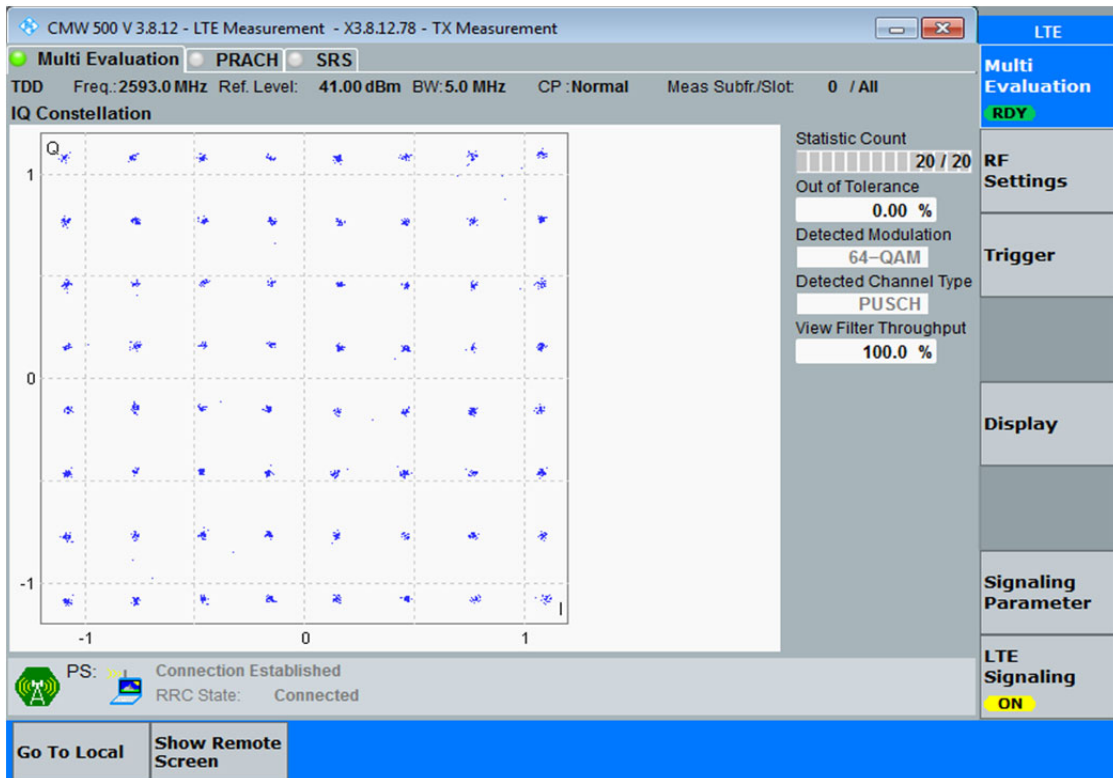
3.1.3 TM2_5MHz_MCH_RB25#0



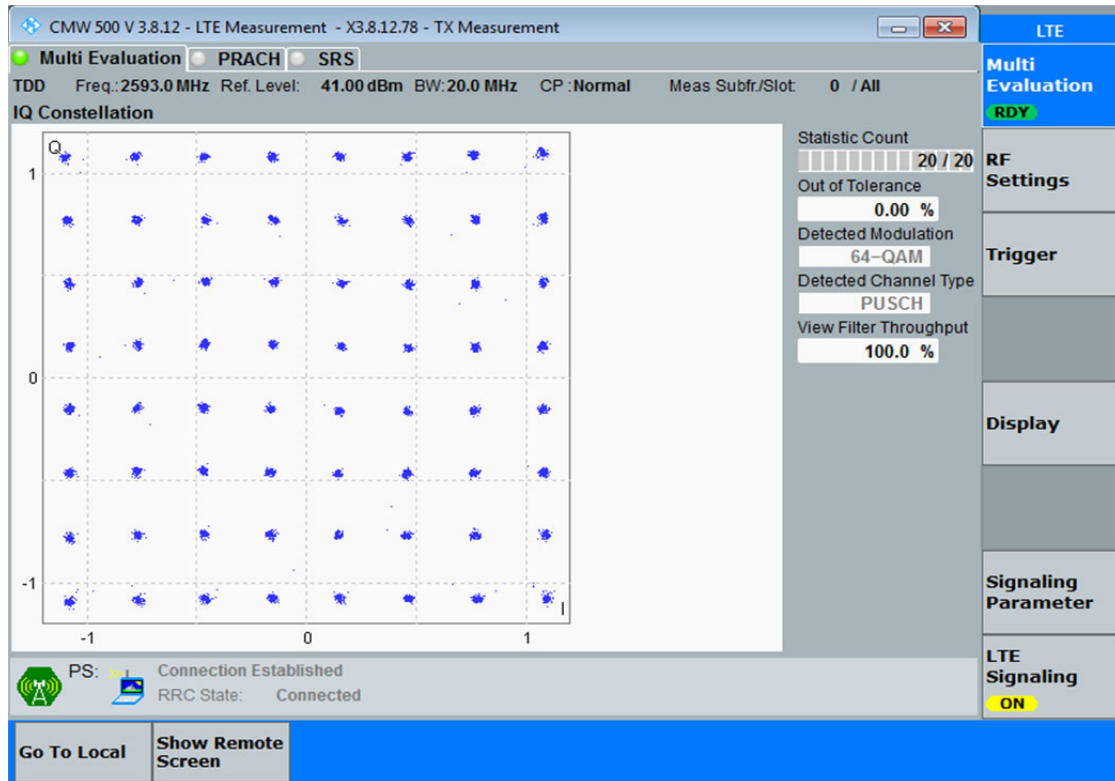
3.1.4 TM2_20MHz_MCH_RB100#0



3.1.5 TM3_5MHz_MCH_RB25#0



3.1.6 TM3_20MHz_MCH_RB100#0



4 Appendix D: Occupied Bandwidth

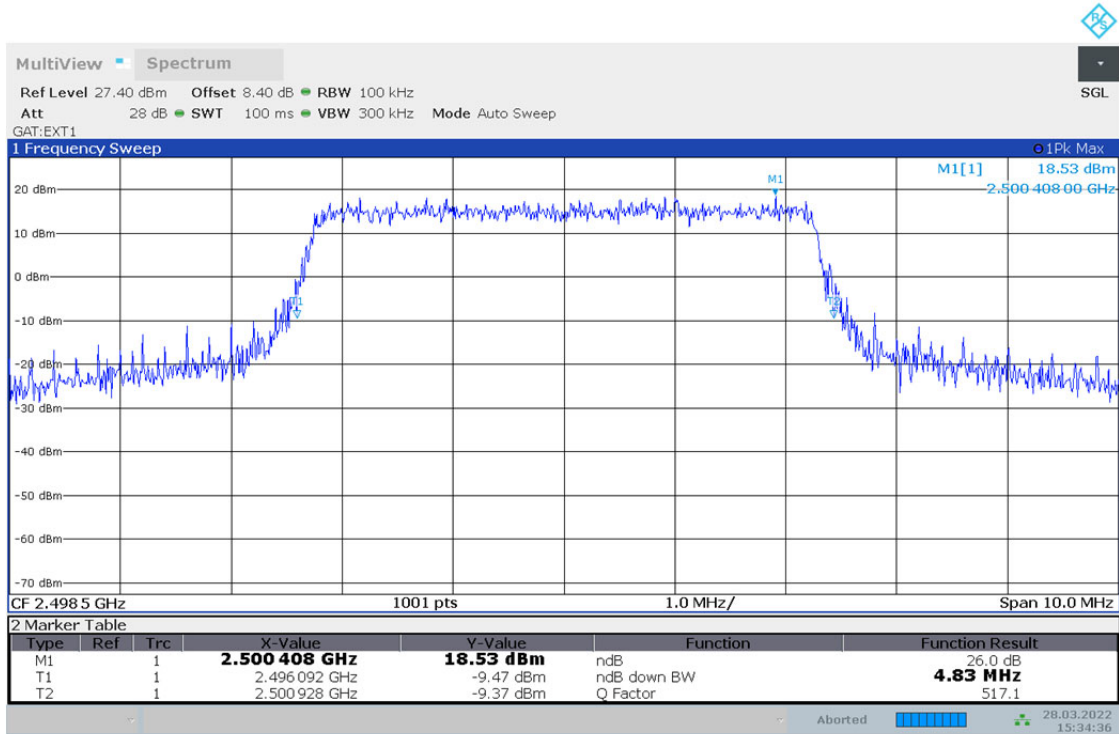
4.1 Test Results

Occupied Bandwidth							
Test Mode	Test Bandwidth [MHz]	Test Channel	Test RB	Modulation	Occupied Bandwidth [MHz]	Emission Bandwidth [MHz]	Verdict
TM1	5	LCH	RB25#0	QPSK	4.50	4.83	PASS
		MCH	RB25#0	QPSK	4.49	4.80	PASS
		HCH	RB25#0	QPSK	4.50	4.83	PASS
	10	LCH	RB50#0	QPSK	8.94	9.59	PASS
		MCH	RB50#0	QPSK	8.99	9.51	PASS
		HCH	RB50#0	QPSK	8.97	9.63	PASS
	15	LCH	RB75#0	QPSK	13.45	14.15	PASS
		MCH	RB75#0	QPSK	13.43	14.24	PASS
		HCH	RB75#0	QPSK	13.44	14.27	PASS
	20	LCH	RB100#0	QPSK	18.04	19.82	PASS
		MCH	RB100#0	QPSK	18.00	19.54	PASS
		HCH	RB100#0	QPSK	18.02	19.78	PASS
TM2	5	LCH	RB25#0	16QAM	4.49	4.83	PASS
		MCH	RB25#0	16QAM	4.50	4.75	PASS
		HCH	RB25#0	16QAM	4.48	4.79	PASS
	10	LCH	RB50#0	16QAM	9.00	9.91	PASS
		MCH	RB50#0	16QAM	9.00	9.81	PASS
		HCH	RB50#0	16QAM	8.99	9.89	PASS
	15	LCH	RB75#0	16QAM	13.47	14.65	PASS
		MCH	RB75#0	16QAM	13.49	14.65	PASS
		HCH	RB75#0	16QAM	13.51	14.74	PASS
	20	LCH	RB100#0	16QAM	18.04	19.86	PASS
		MCH	RB100#0	16QAM	18.04	19.86	PASS
		HCH	RB100#0	16QAM	18.05	19.70	PASS
TM3	5	LCH	RB25#0	64QAM	4.48	4.78	PASS
		MCH	RB25#0	64QAM	4.48	4.75	PASS
		HCH	RB25#0	64QAM	4.49	4.72	PASS
	10	LCH	RB50#0	64QAM	9.00	9.91	PASS
		MCH	RB50#0	64QAM	9.00	9.91	PASS
		HCH	RB50#0	64QAM	9.00	9.99	PASS
	15	LCH	RB75#0	64QAM	13.47	14.80	PASS
		MCH	RB75#0	64QAM	13.48	14.80	PASS
		HCH	RB75#0	64QAM	13.46	14.78	PASS

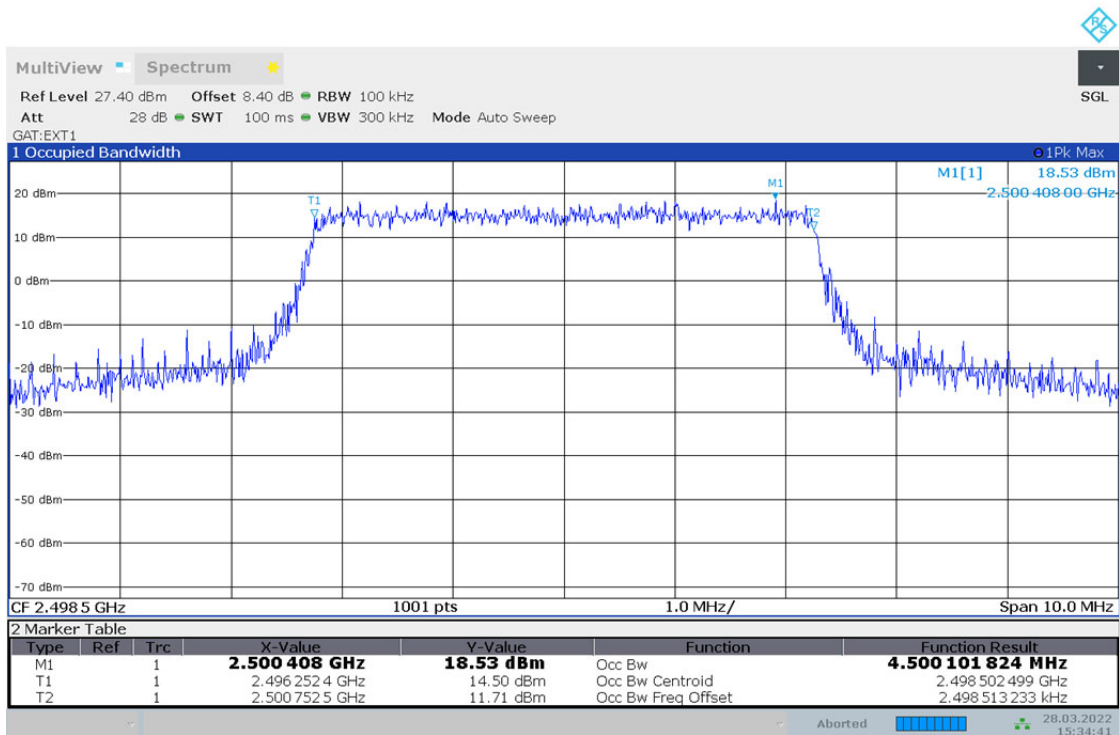
Occupied Bandwidth							
Test Mode	Test Bandwidth [MHz]	Test Channel	Test RB	Modulation	Occupied Bandwidth [MHz]	Emission Bandwidth [MHz]	Verdict
TM3	20	LCH	RB100#0	64QAM	18.07	19.86	PASS
		MCH	RB100#0	64QAM	18.02	19.82	PASS
		HCH	RB100#0	64QAM	18.05	19.78	PASS

4.2 Test Plots

4.2.1 TM1_5MHz_LCH_RB25#0

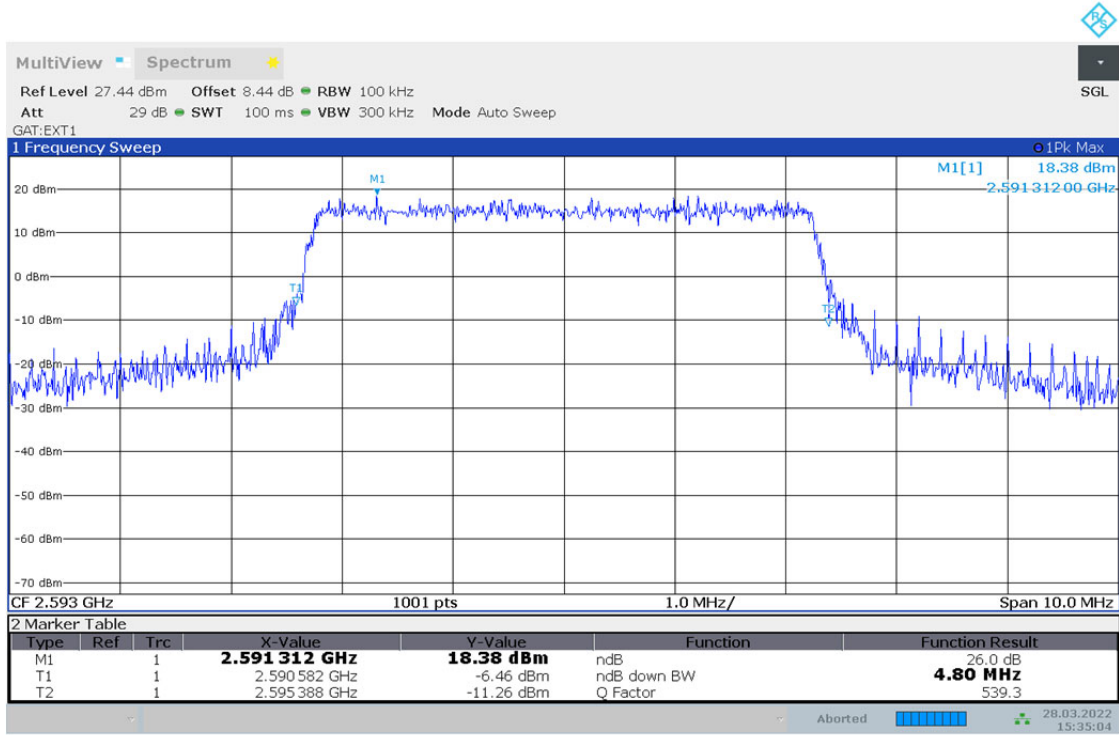


15:34:36 28.03.2022

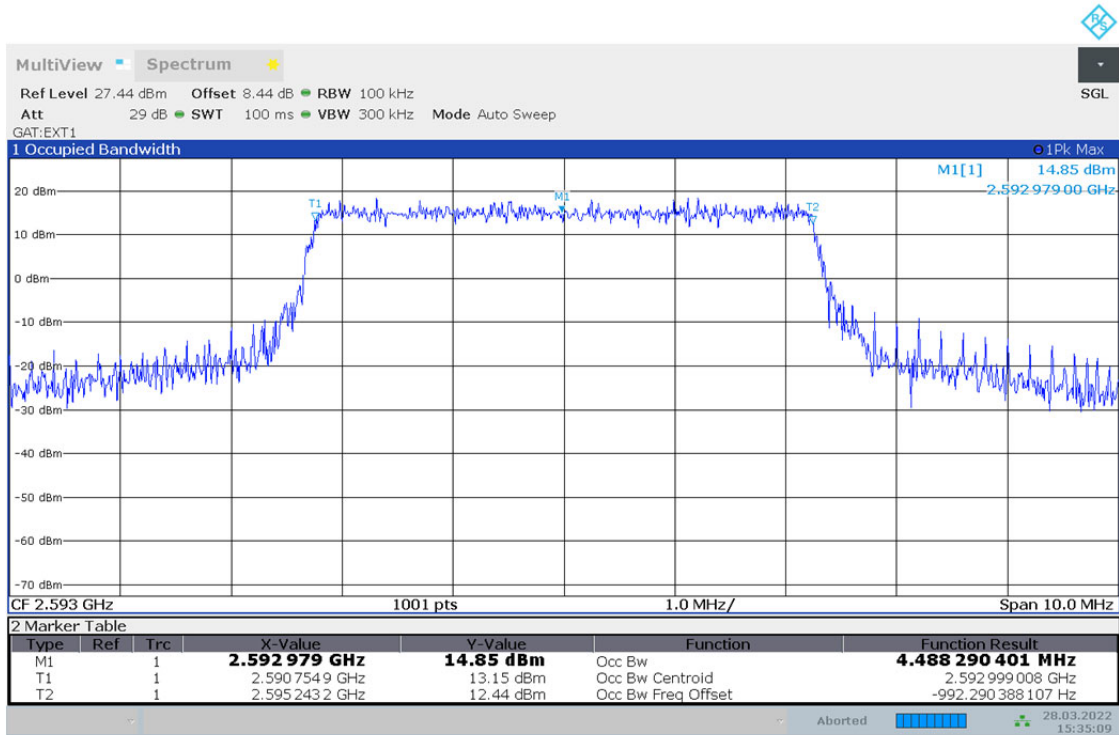


15:34:42 28.03.2022

4.2.2 TM1_5MHz_MCH_RB25#0

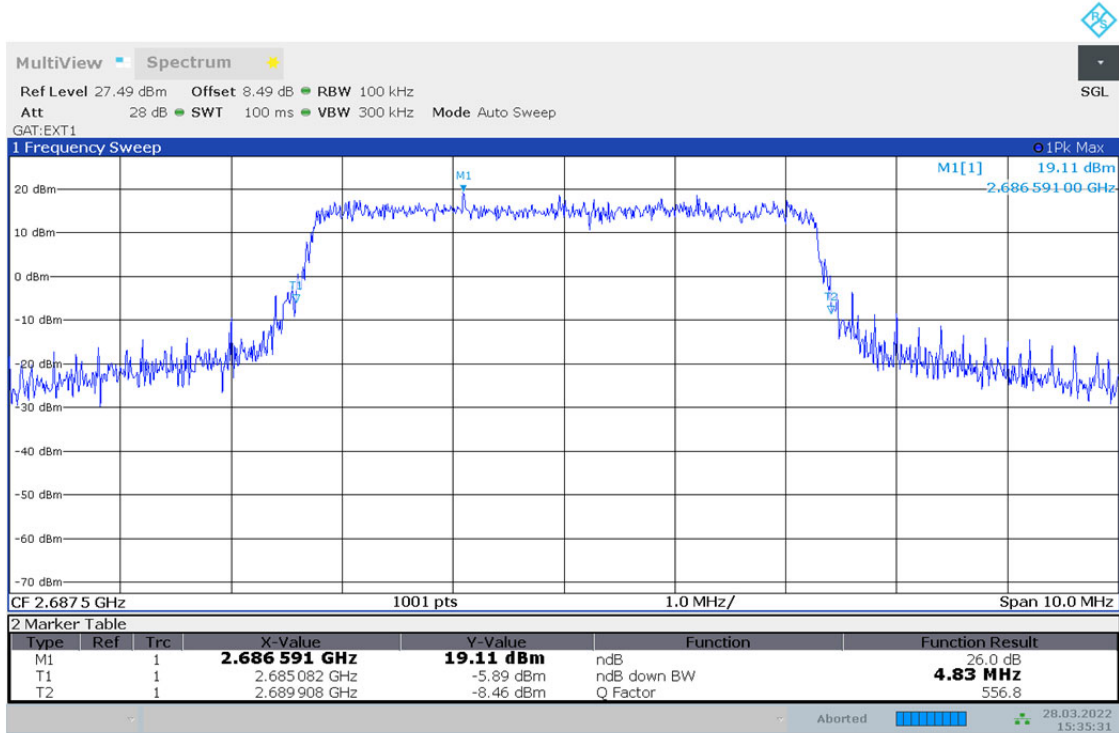


15:35:04 28.03.2022

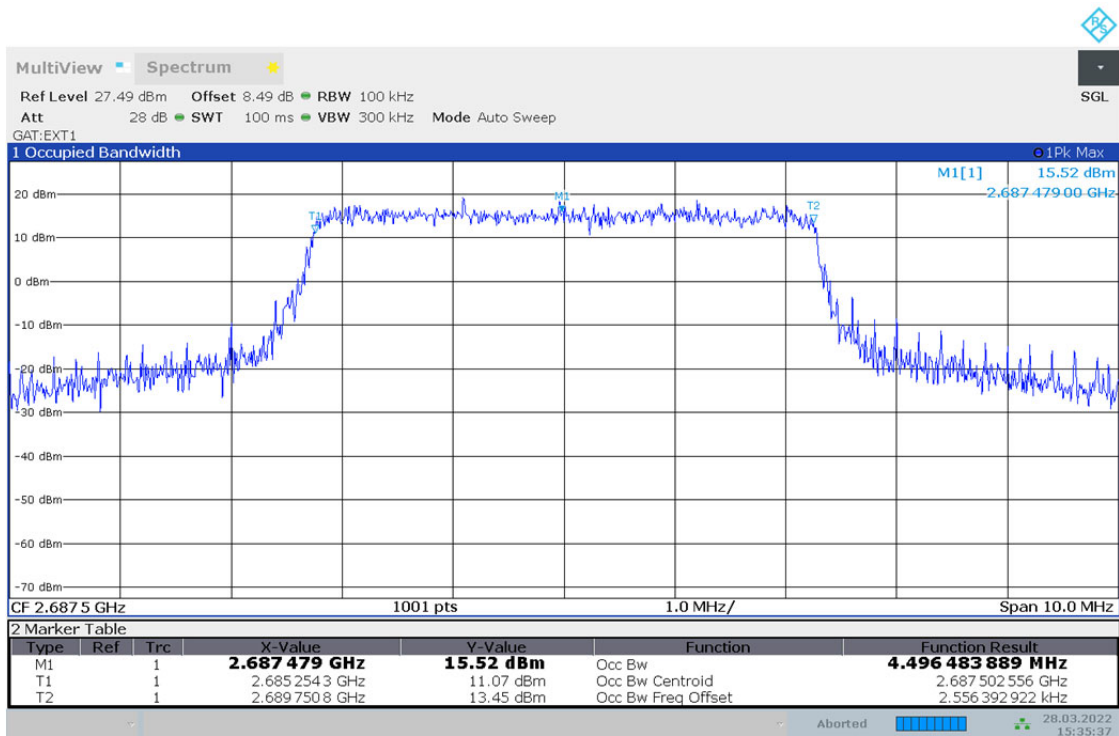


15:35:09 28.03.2022

4.2.3 TM1_5MHz_HCH_RB25#0

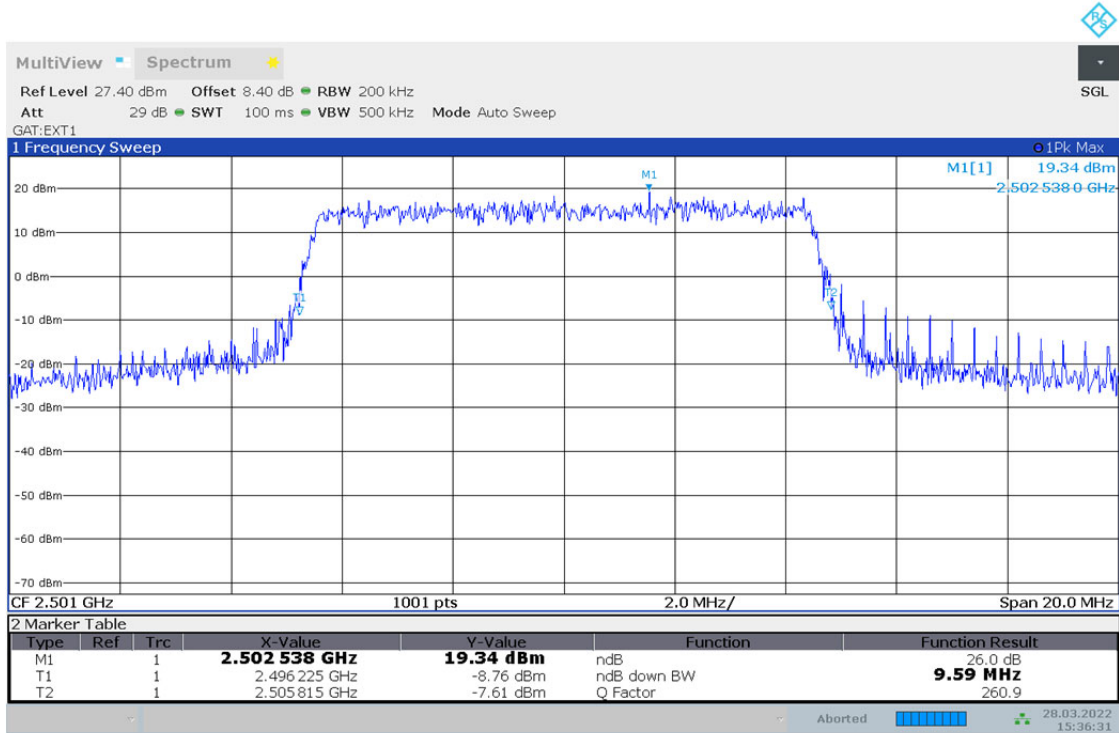


15:35:32 28.03.2022

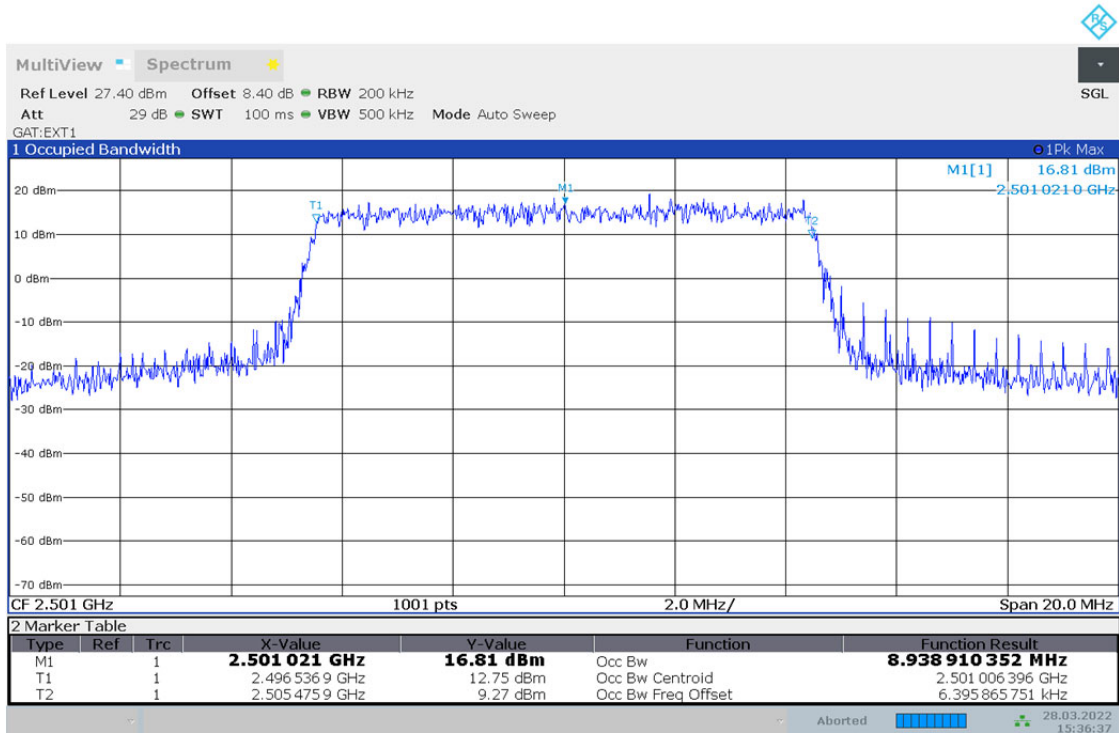


15:35:37 28.03.2022

4.2.4 TM1_10MHz_LCH_RB50#0

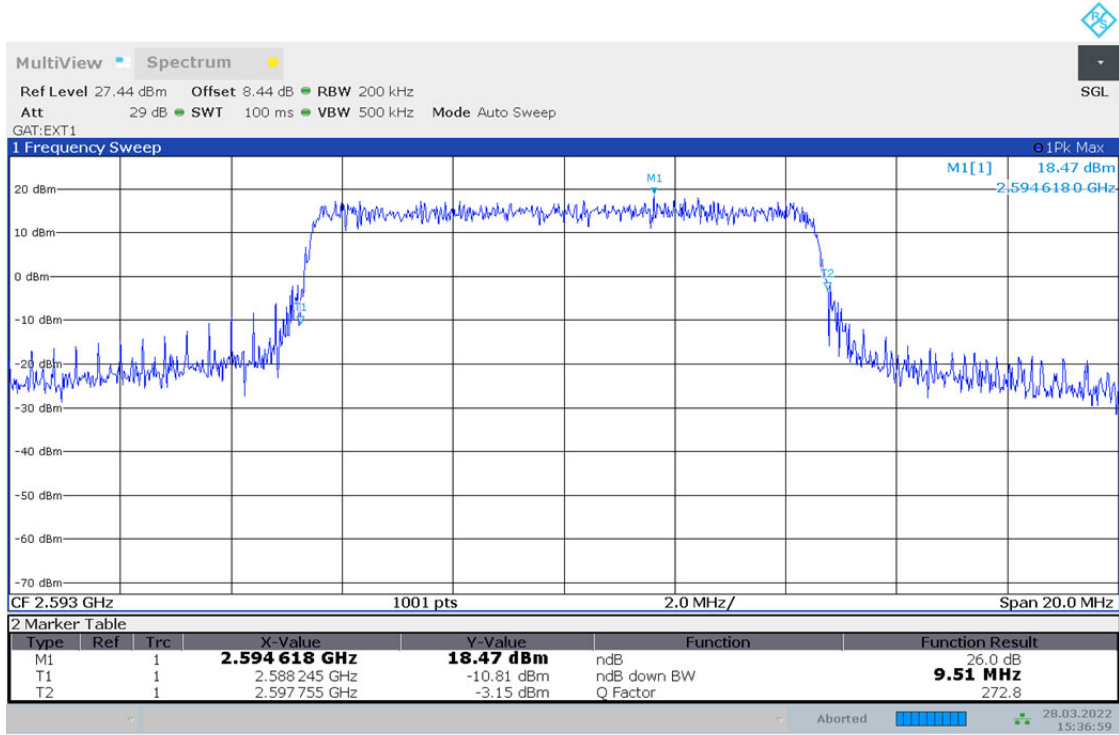


15:36:32 28.03.2022

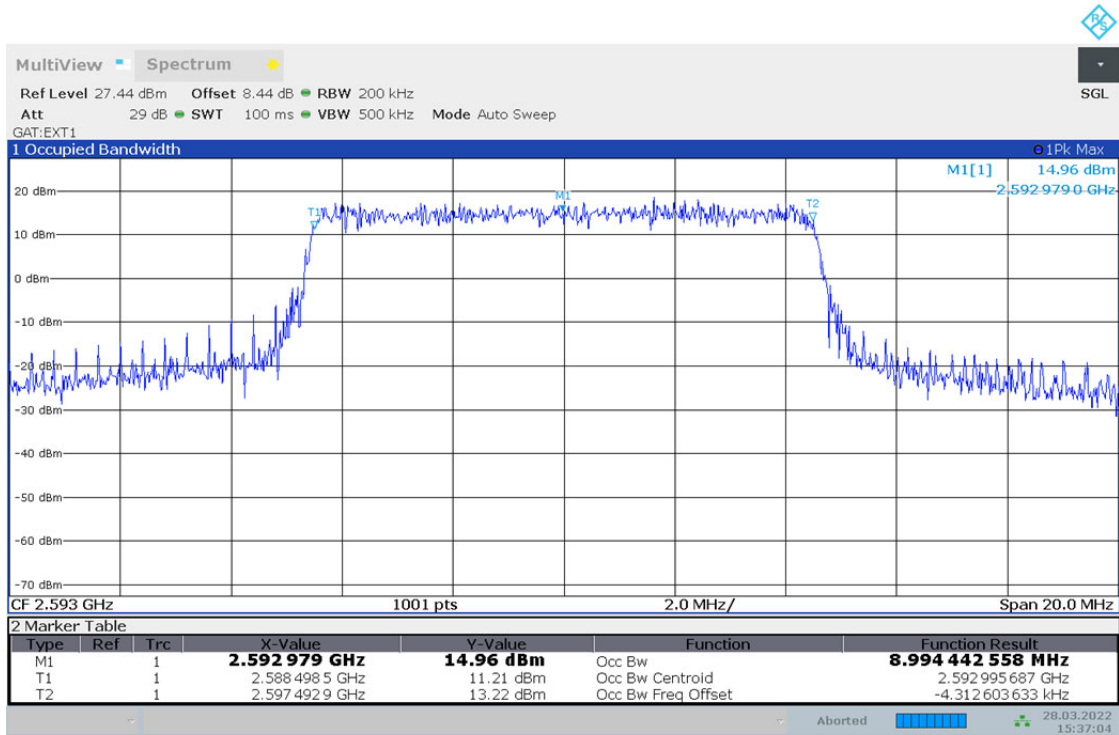


15:36:37 28.03.2022

4.2.5 TM1_10MHz_MCH_RB50#0

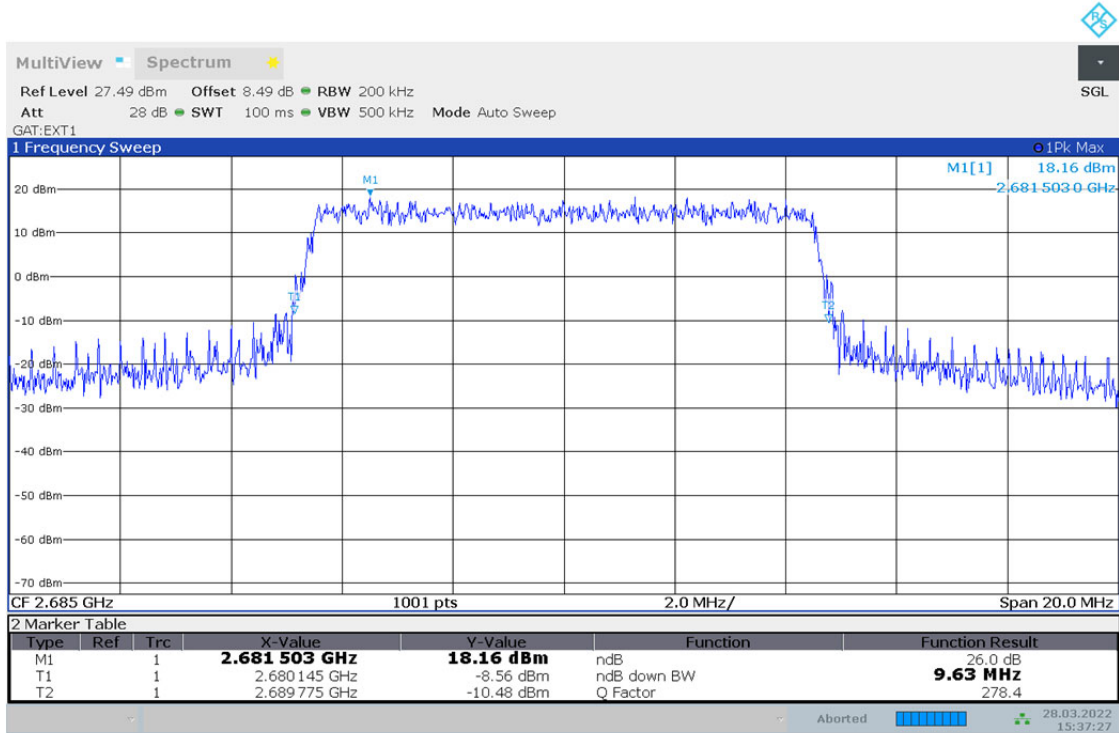


15:37:00 28.03.2022

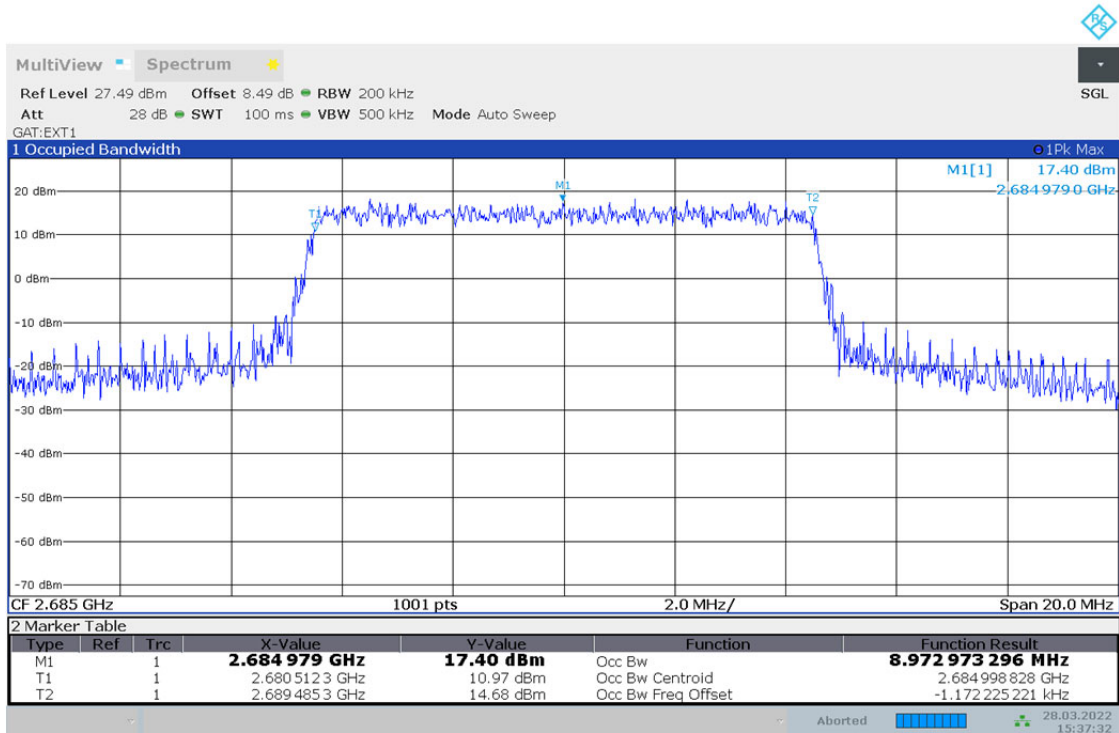


15:37:05 28.03.2022

4.2.6 TM1_10MHz_HCH_RB50#0

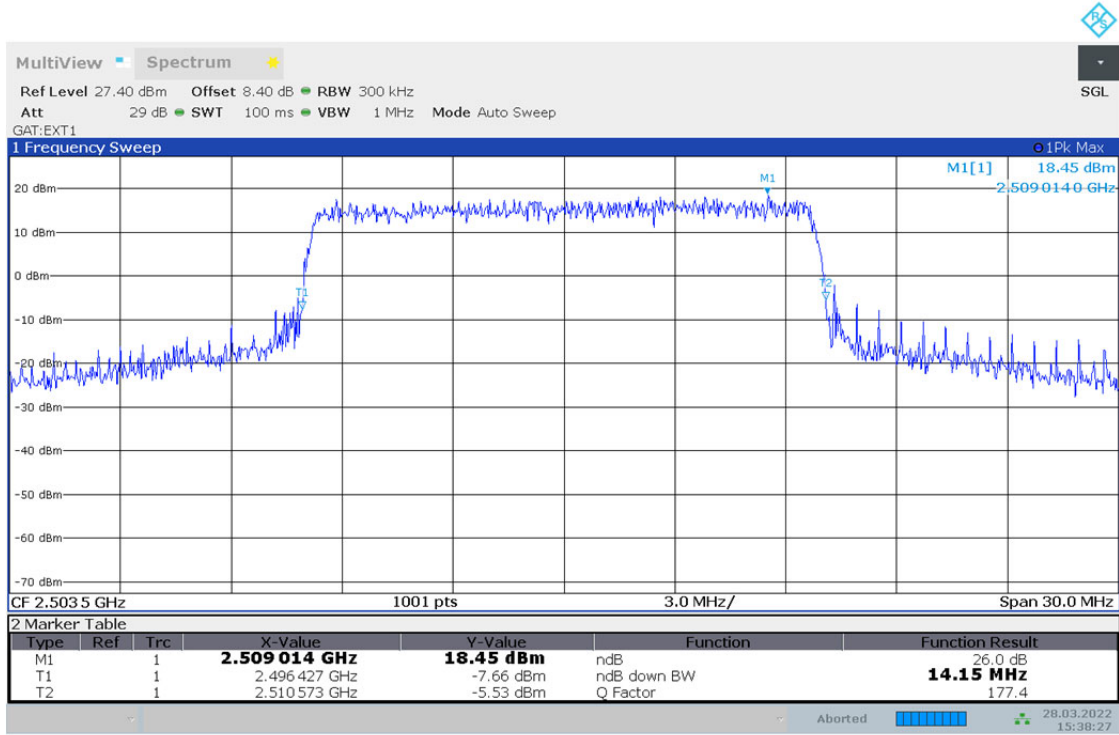


15:37:27 28.03.2022

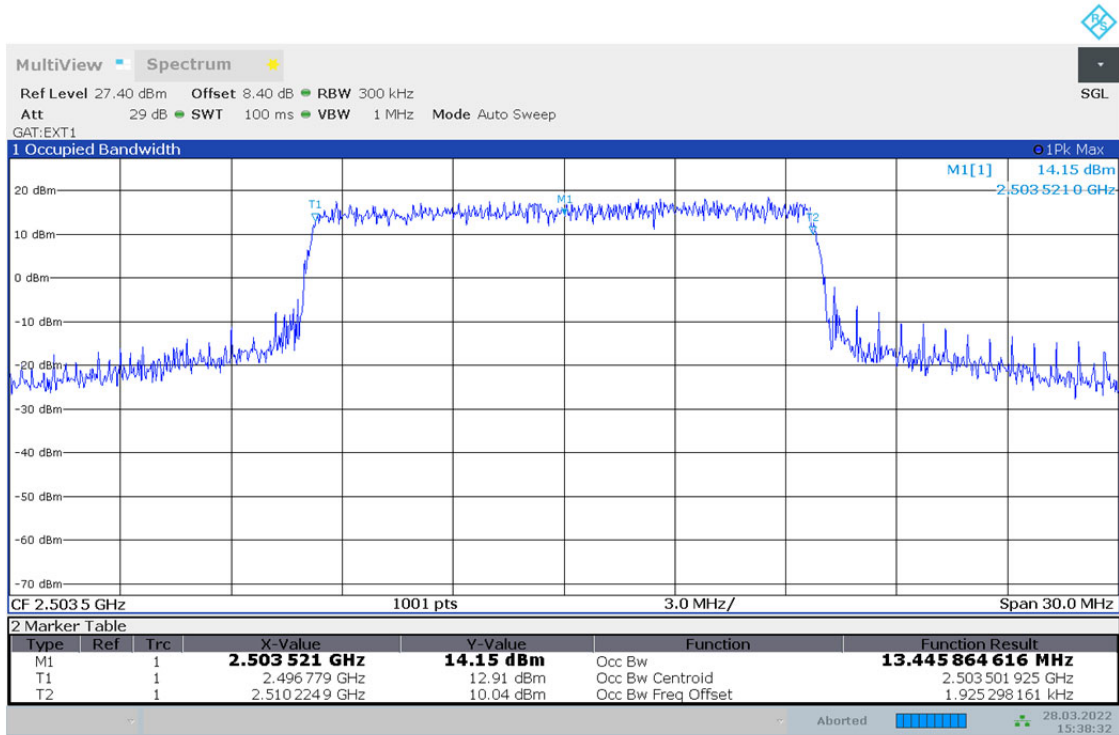


15:37:33 28.03.2022

4.2.7 TM1_15MHz_LCH_RB75#0

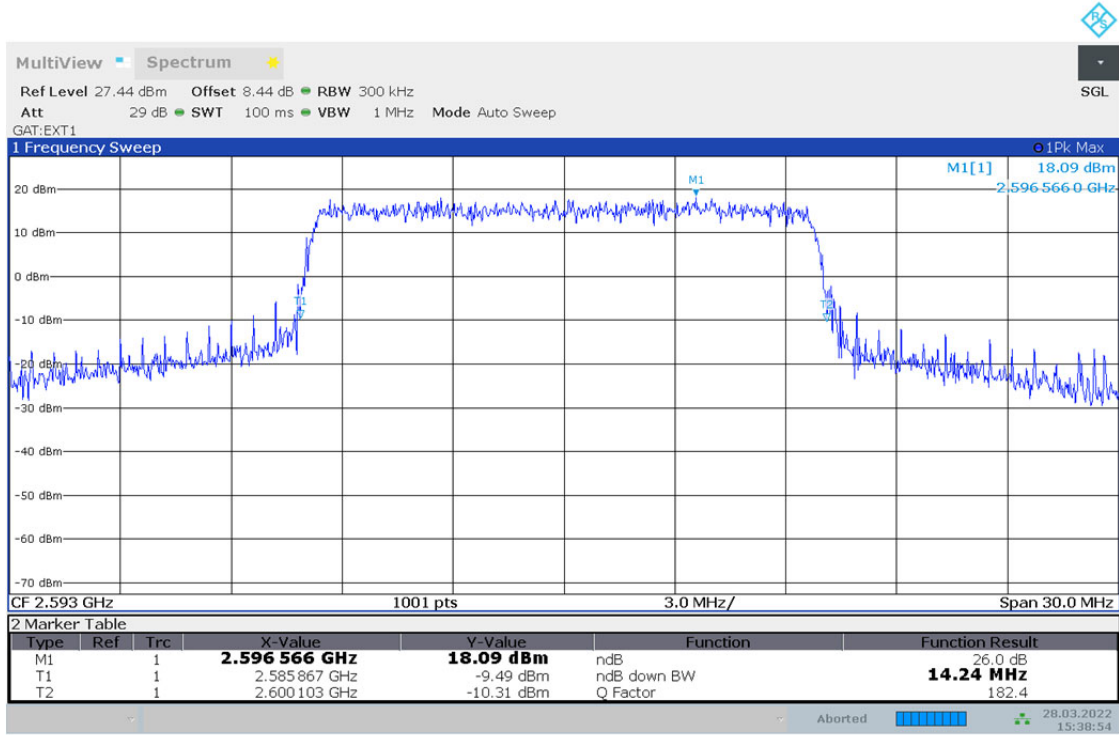


15:38:27 28.03.2022

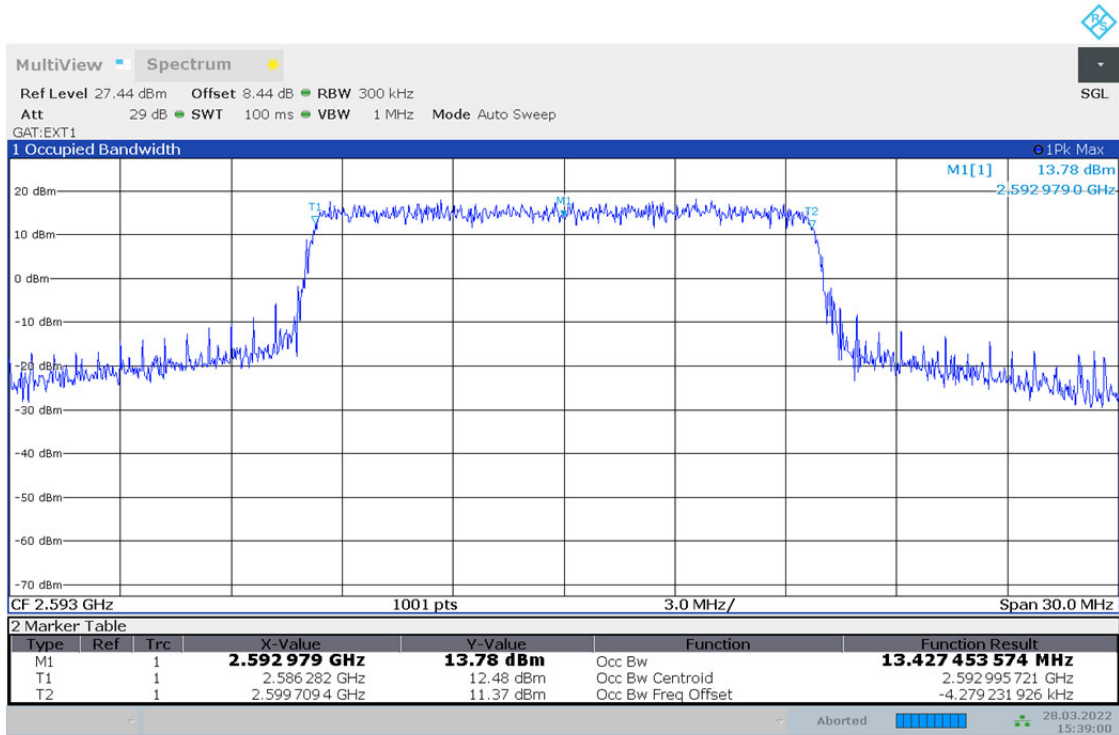


15:38:33 28.03.2022

4.2.8 TM1_15MHz_MCH_RB75#0

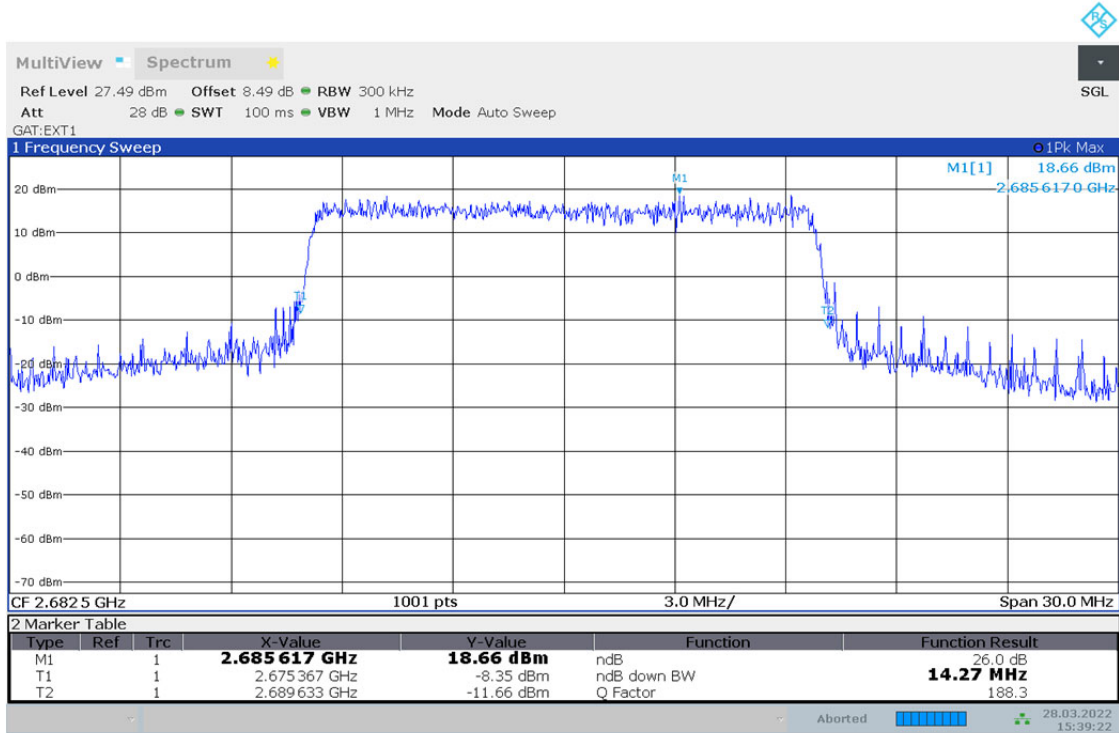


15:38:55 28.03.2022

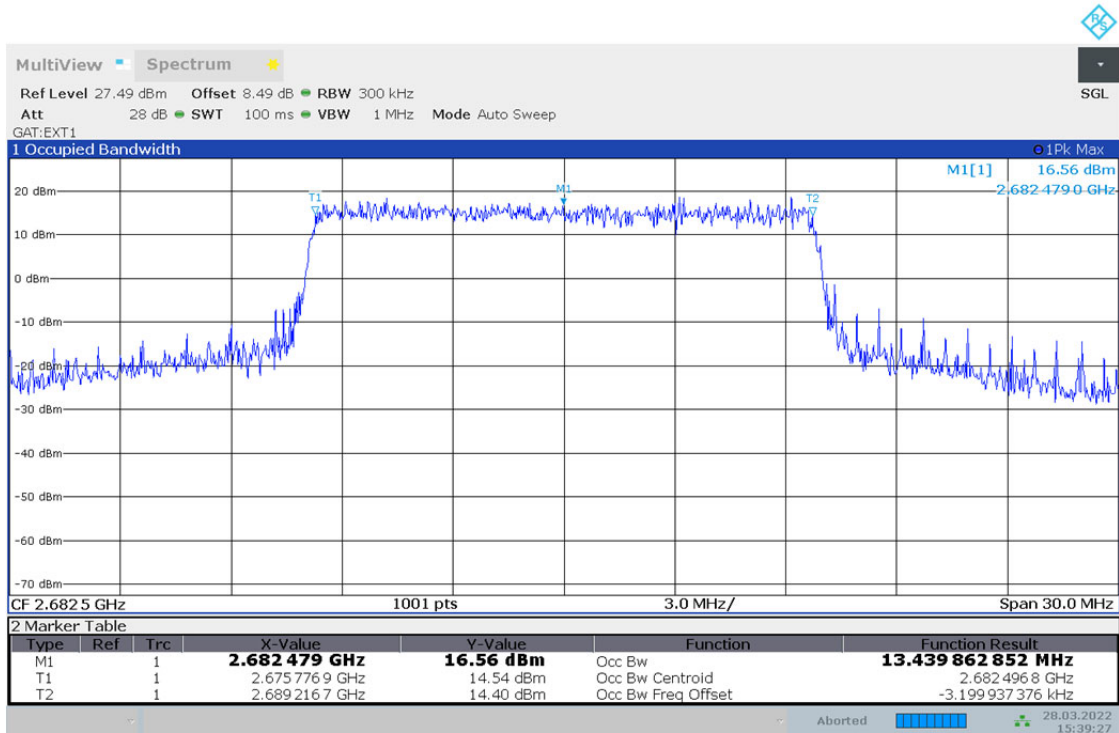


15:39:00 28.03.2022

4.2.9 TM1_15MHz_HCH_RB75#0

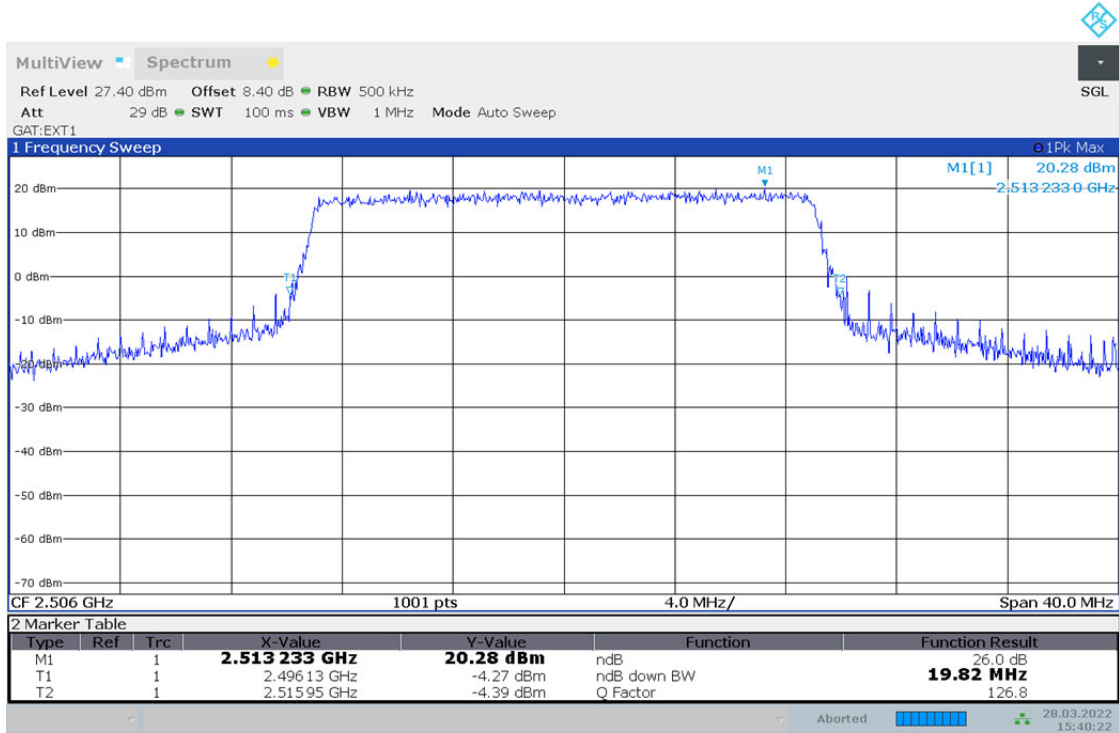


15:39:23 28.03.2022

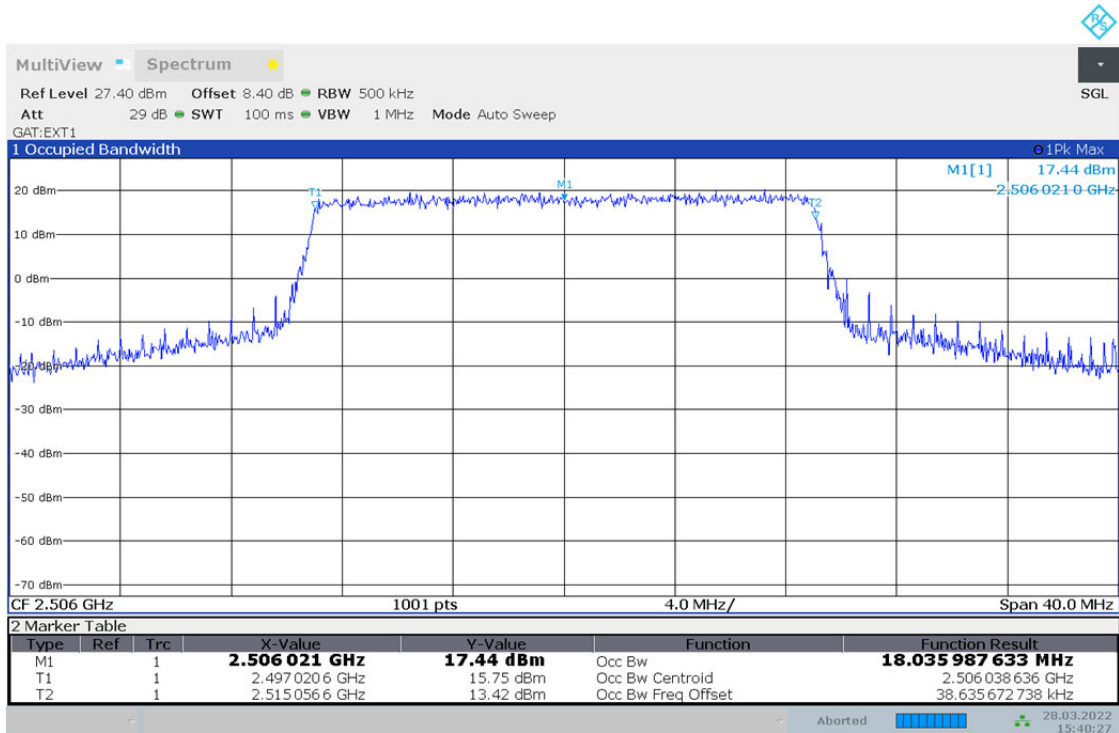


15:39:28 28.03.2022

4.2.10 TM1_20MHz_LCH_RB100#0

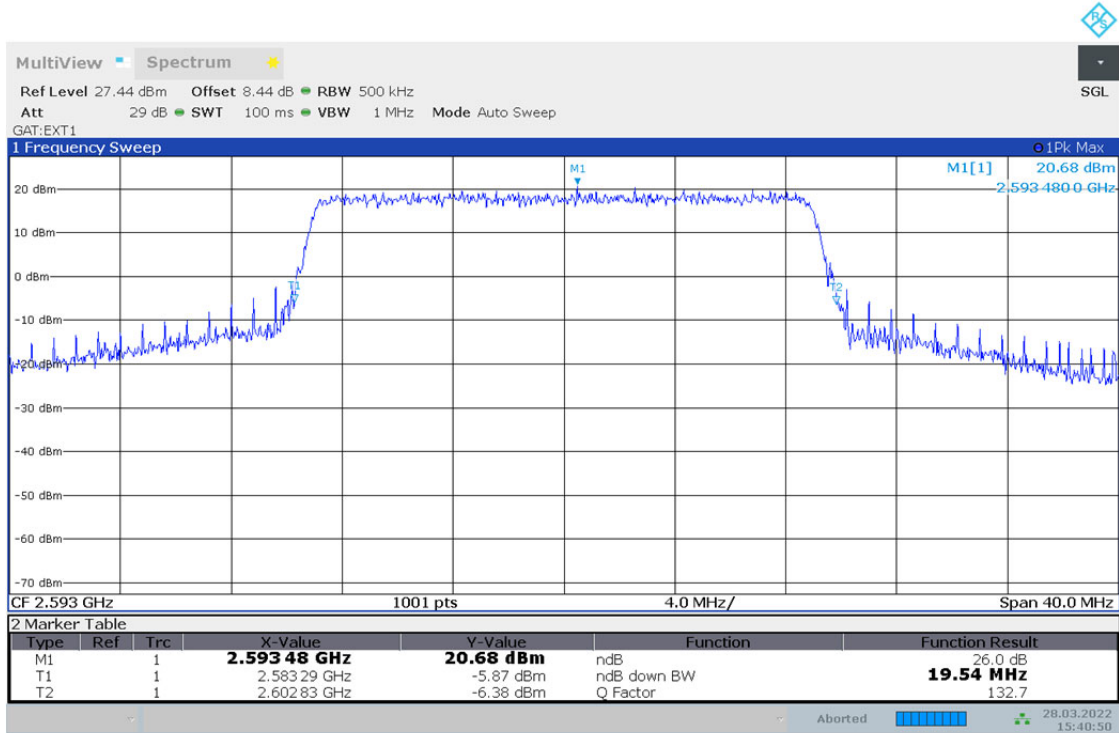


15:40:22 28.03.2022

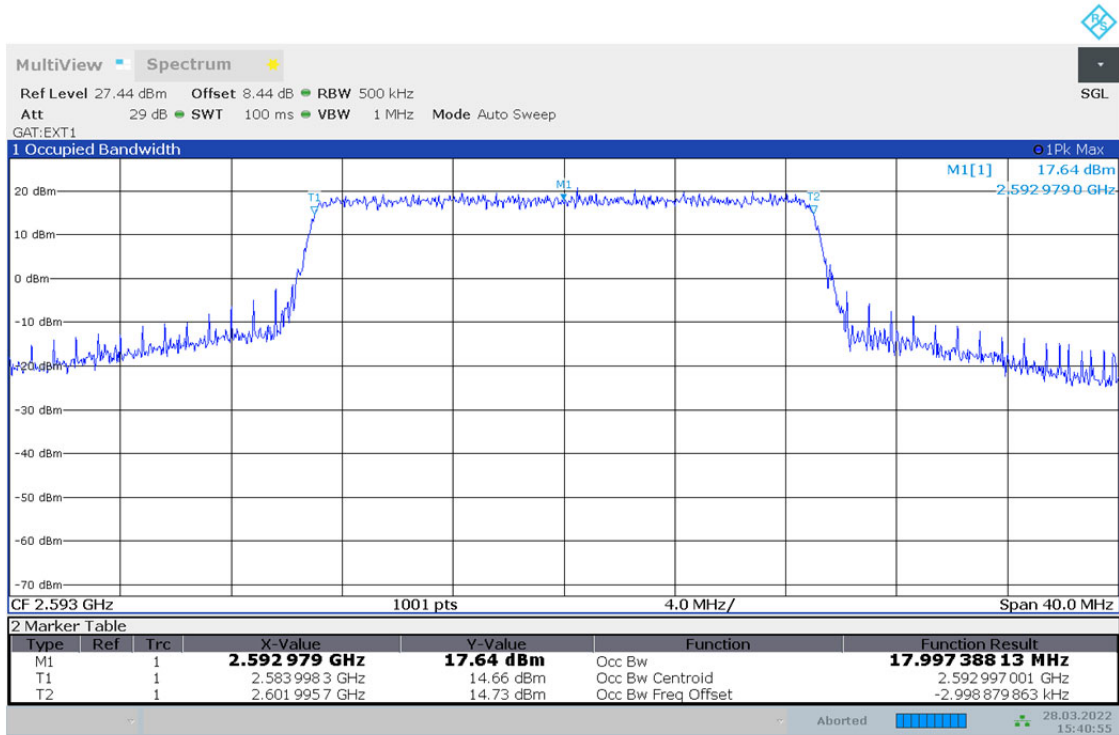


15:40:28 28.03.2022

4.2.11 TM1_20MHz_MCH_RB100#0

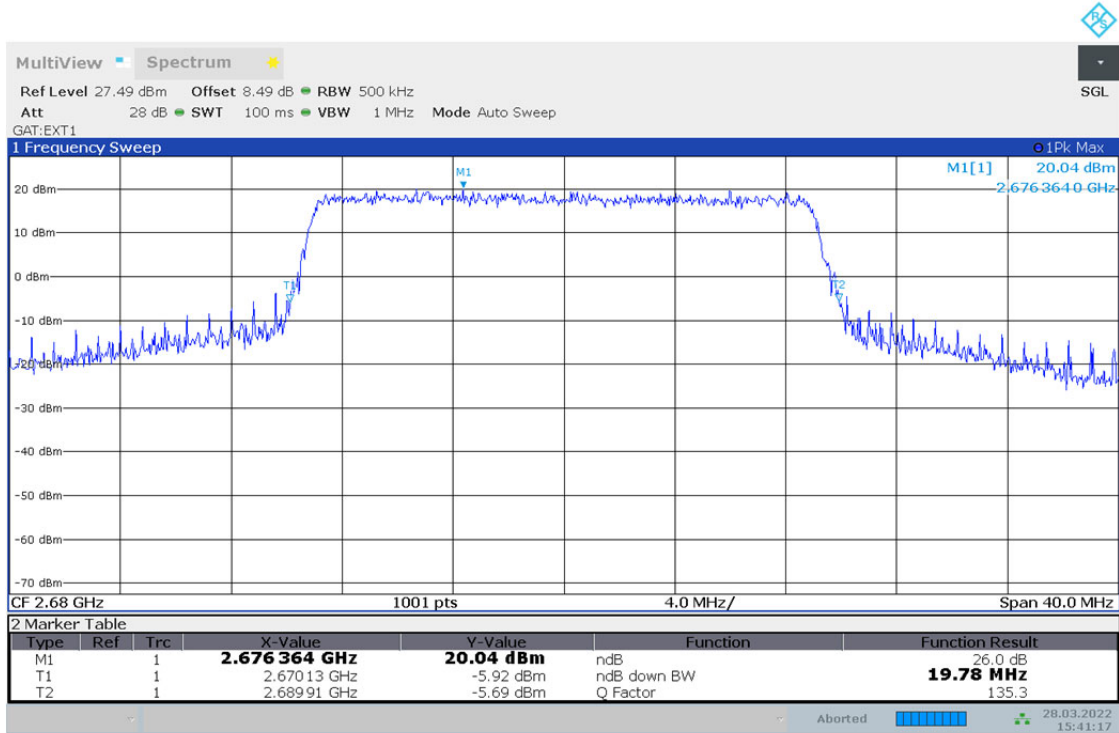


15:40:50 28.03.2022

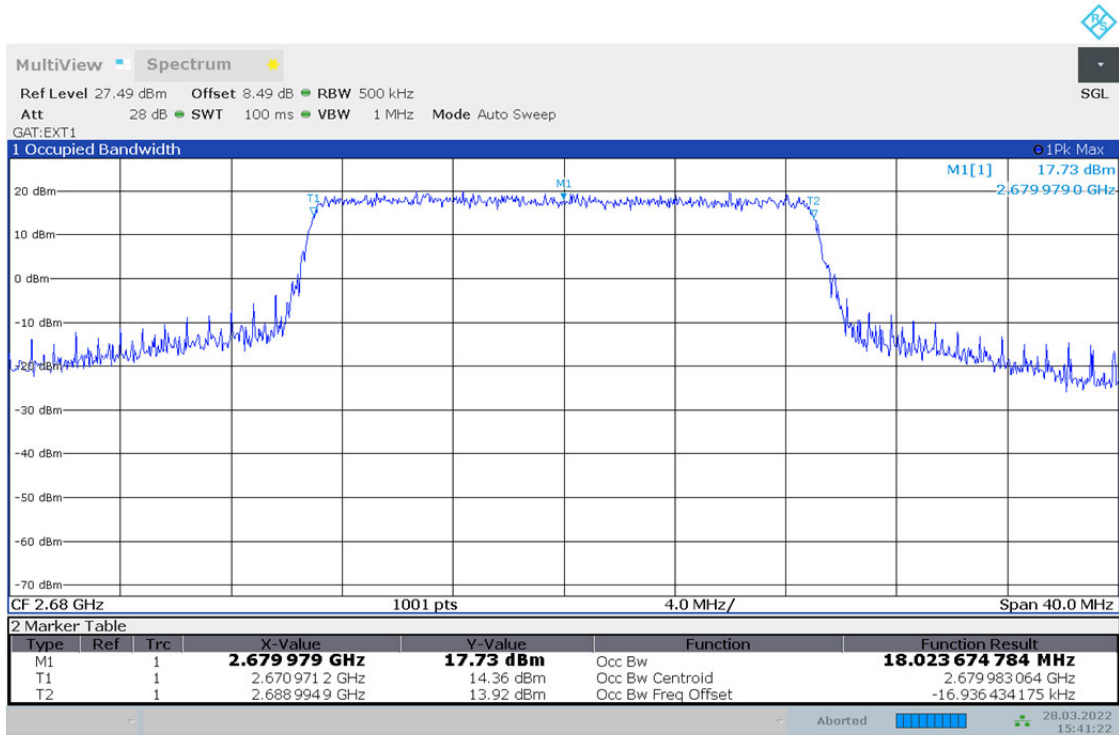


15:40:55 28.03.2022

4.2.12 TM1_20MHz_HCH_RB100#0

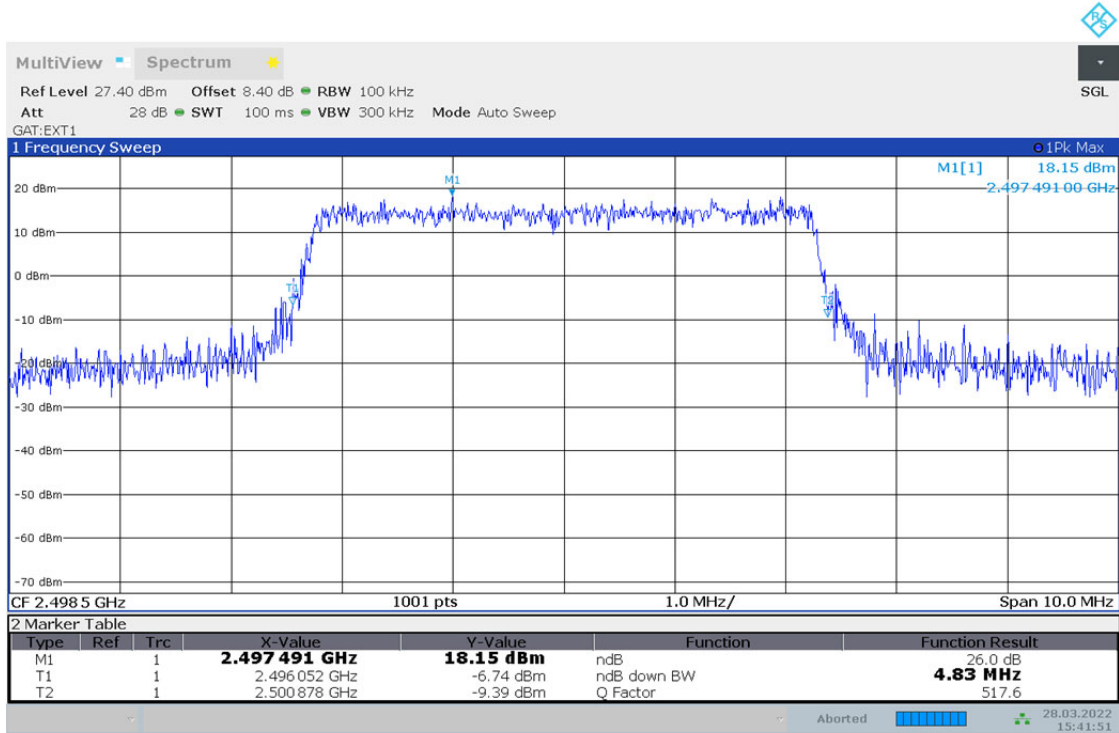


15:41:18 28.03.2022

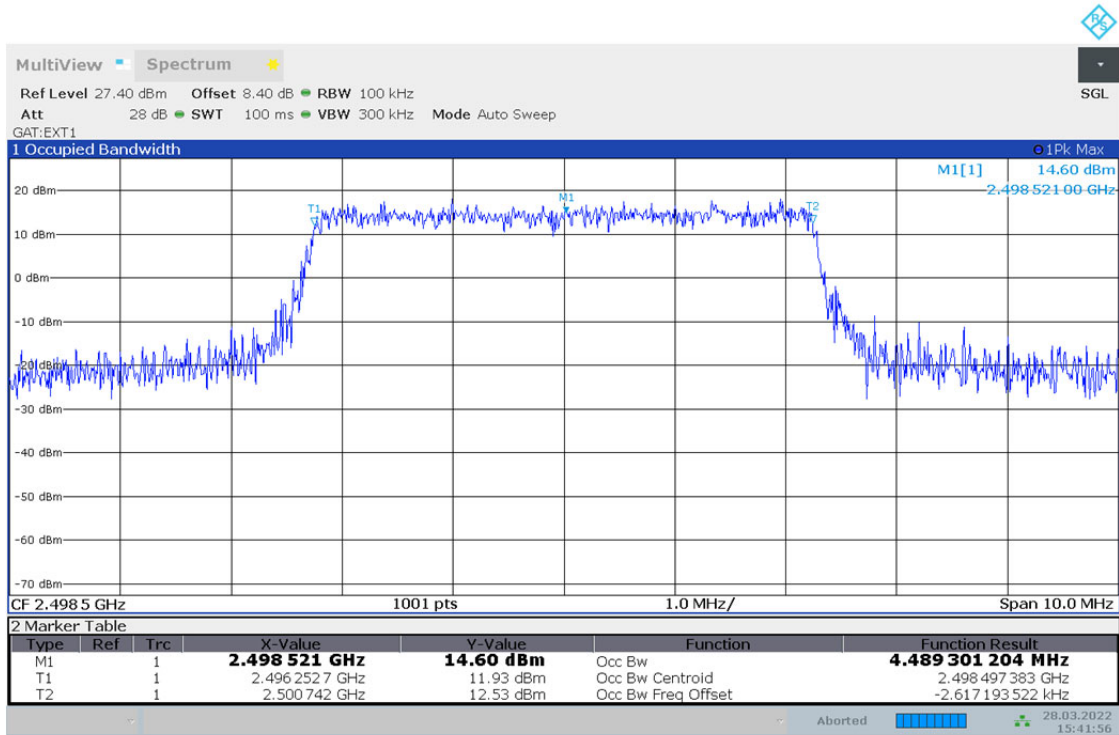


15:41:23 28.03.2022

4.2.13 TM2_5MHz_LCH_RB25#0

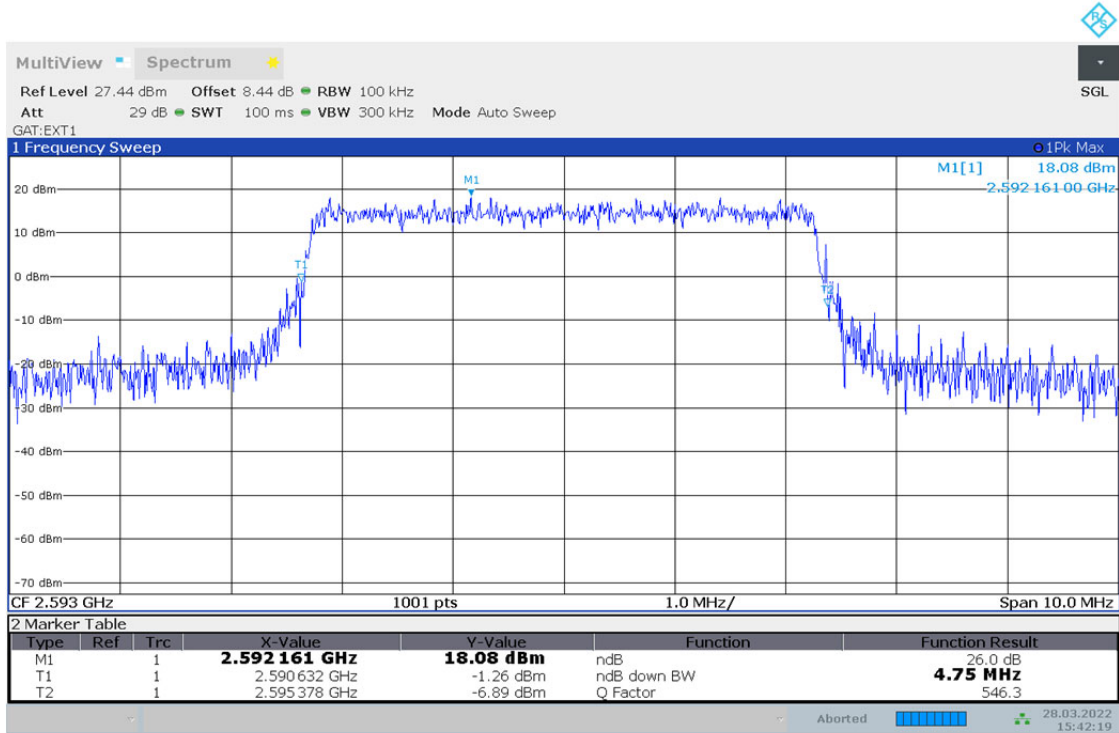


15:41:52 28.03.2022

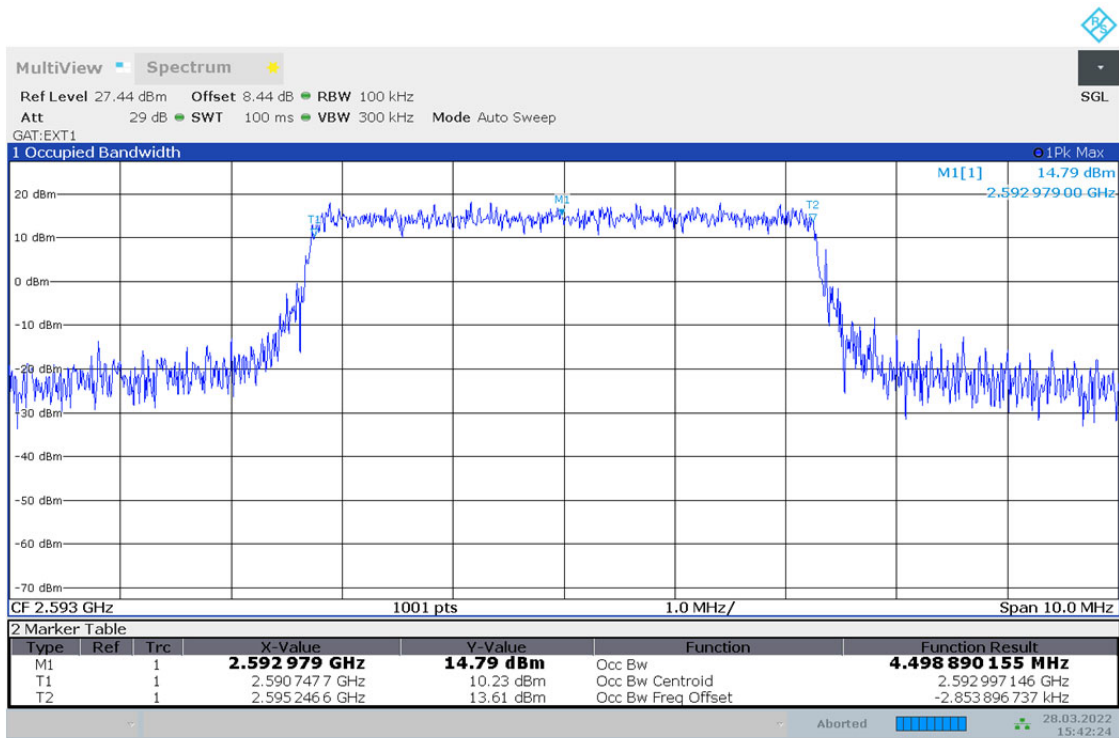


15:41:57 28.03.2022

4.2.14 TM2_5MHz_MCH_RB25#0

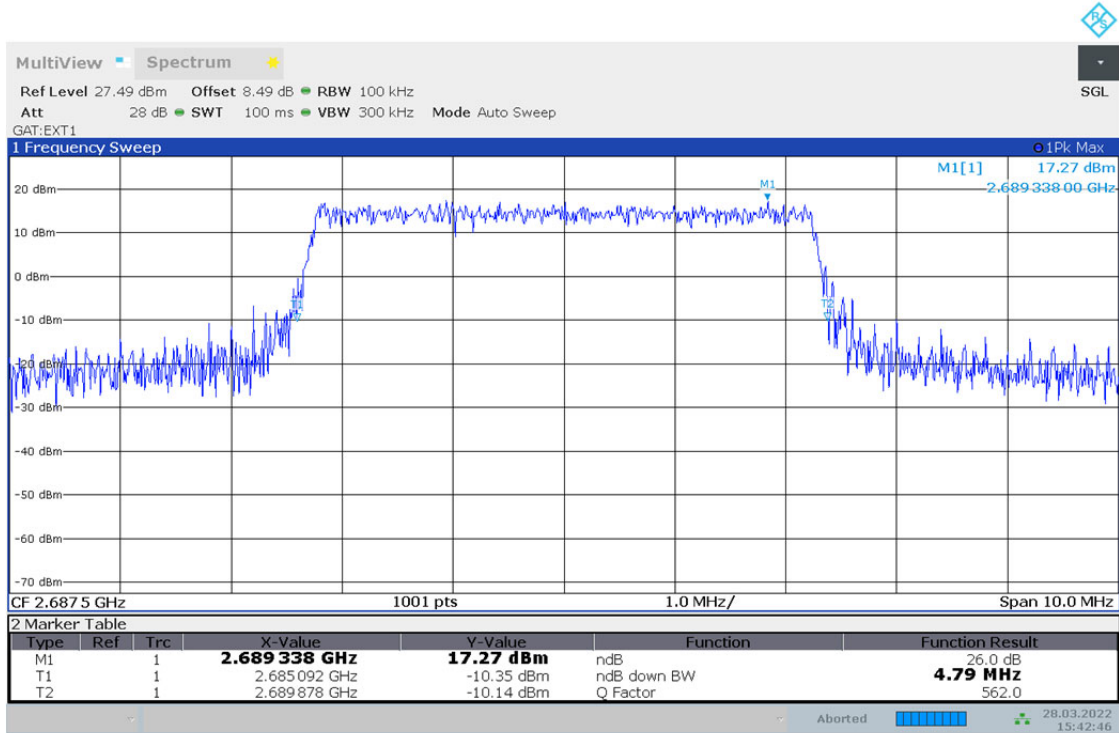


15:42:19 28.03.2022

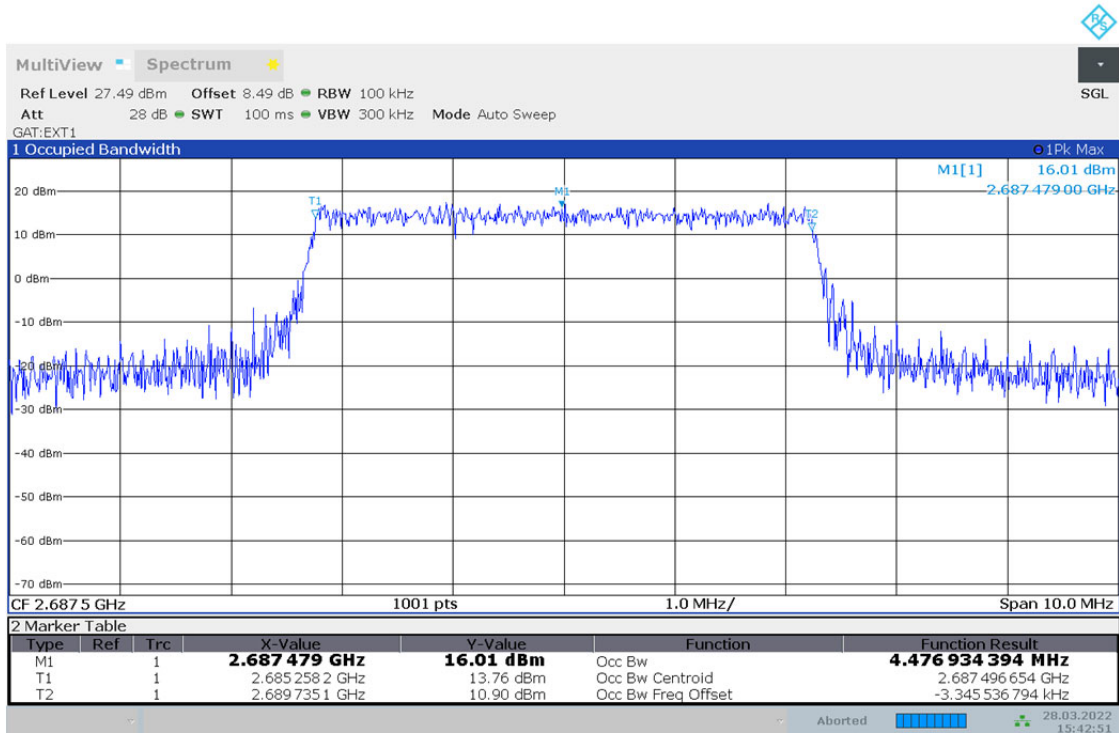


15:42:24 28.03.2022

4.2.15 TM2_5MHz_HCH_RB25#0

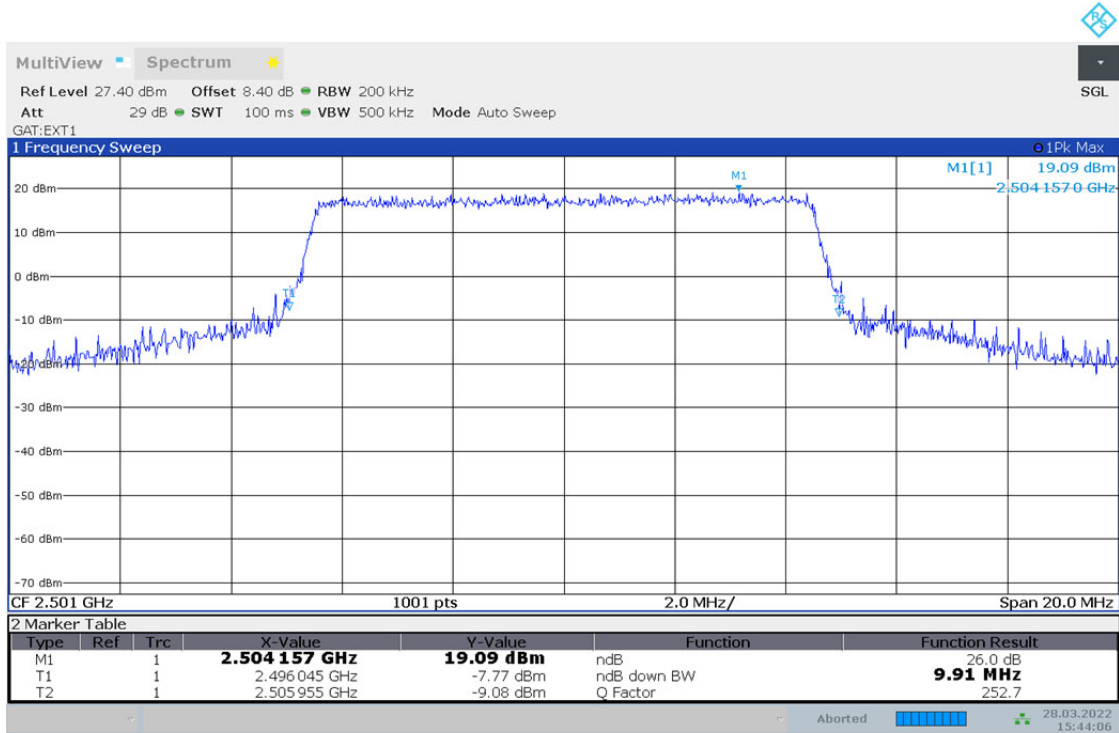


15:42:47 28.03.2022

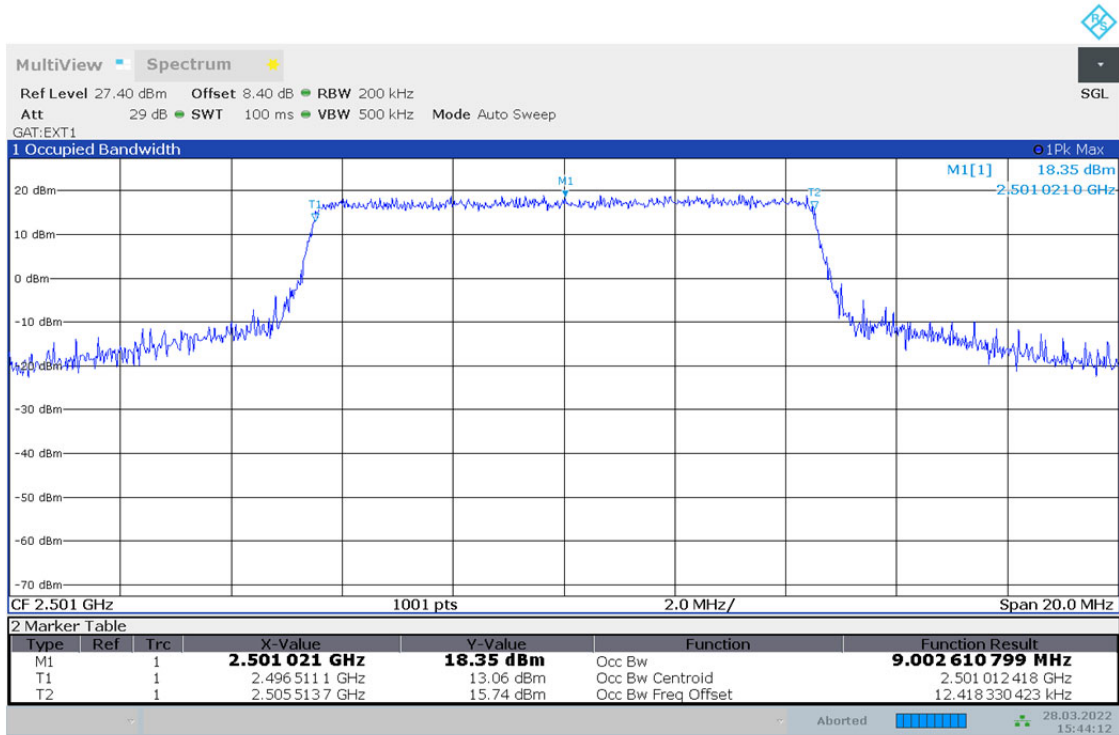


15:42:52 28.03.2022

4.2.16 TM2_10MHz_LCH_RB50#0

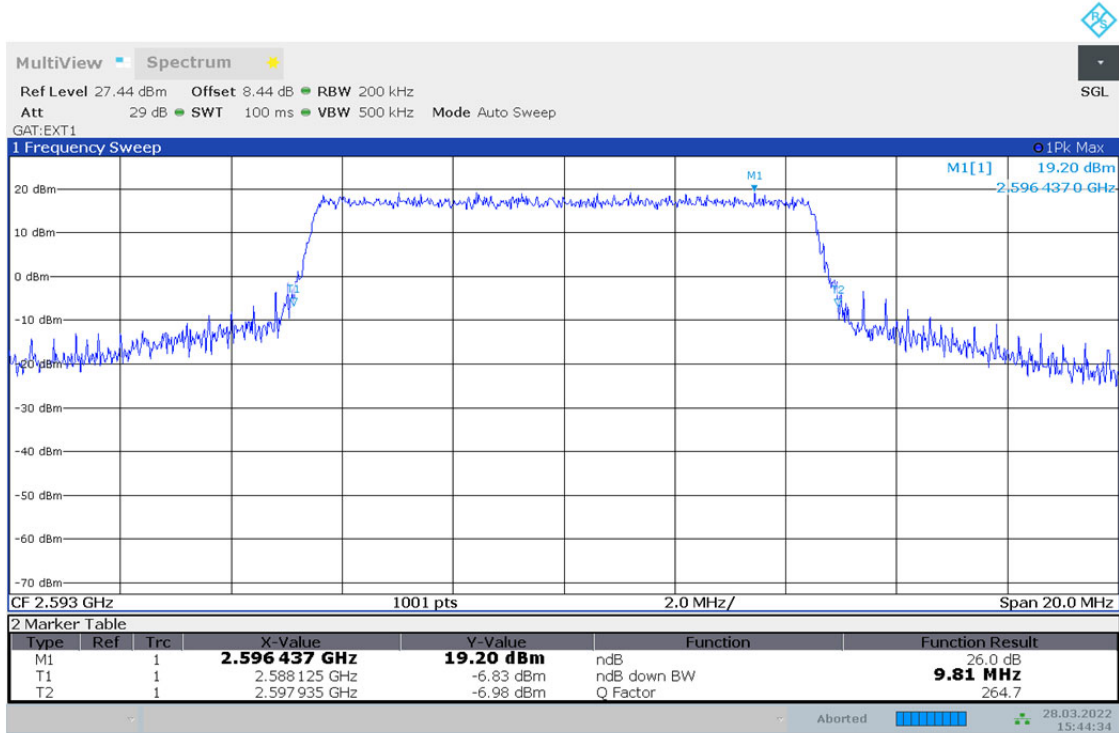


15:44:07 28.03.2022

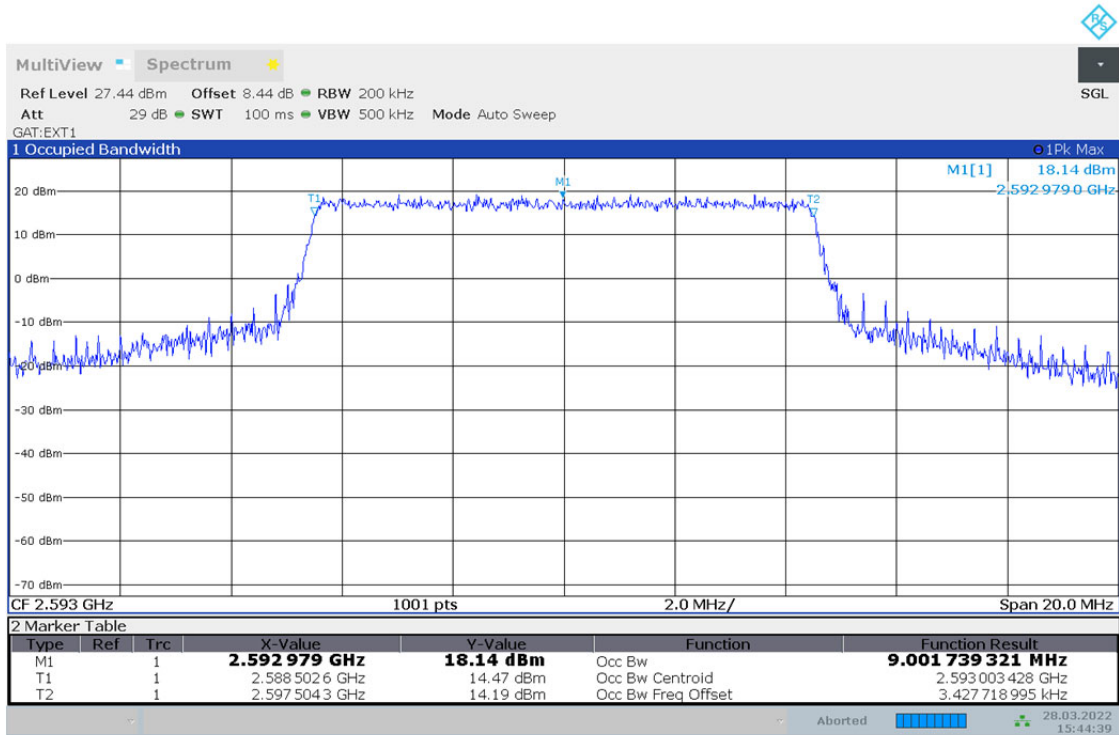


15:44:12 28.03.2022

4.2.17 TM2_10MHz_MCH_RB50#0

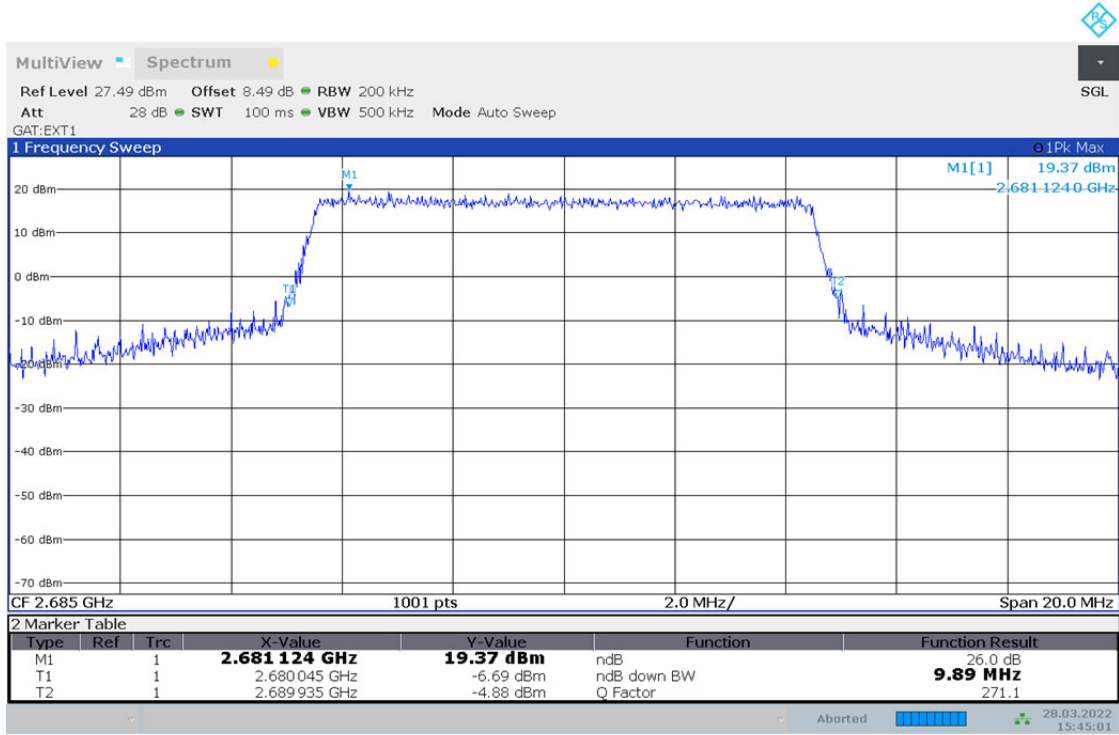


15:44:34 28.03.2022

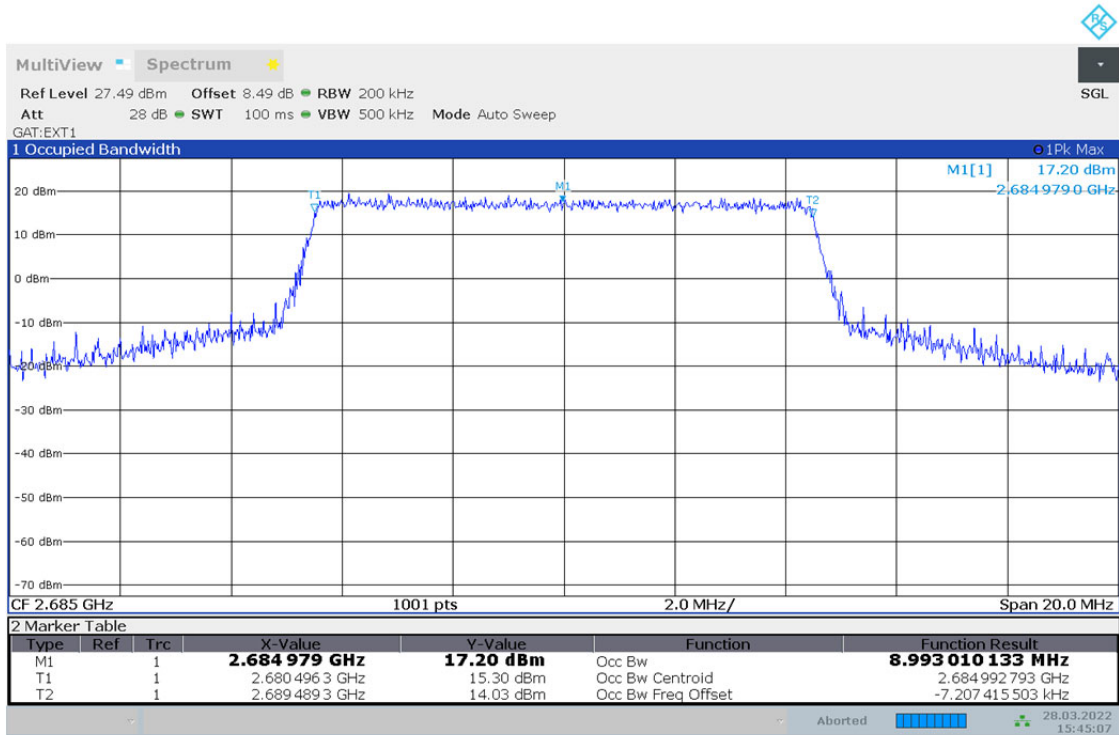


15:44:40 28.03.2022

4.2.18 TM2_10MHz_HCH_RB50#0

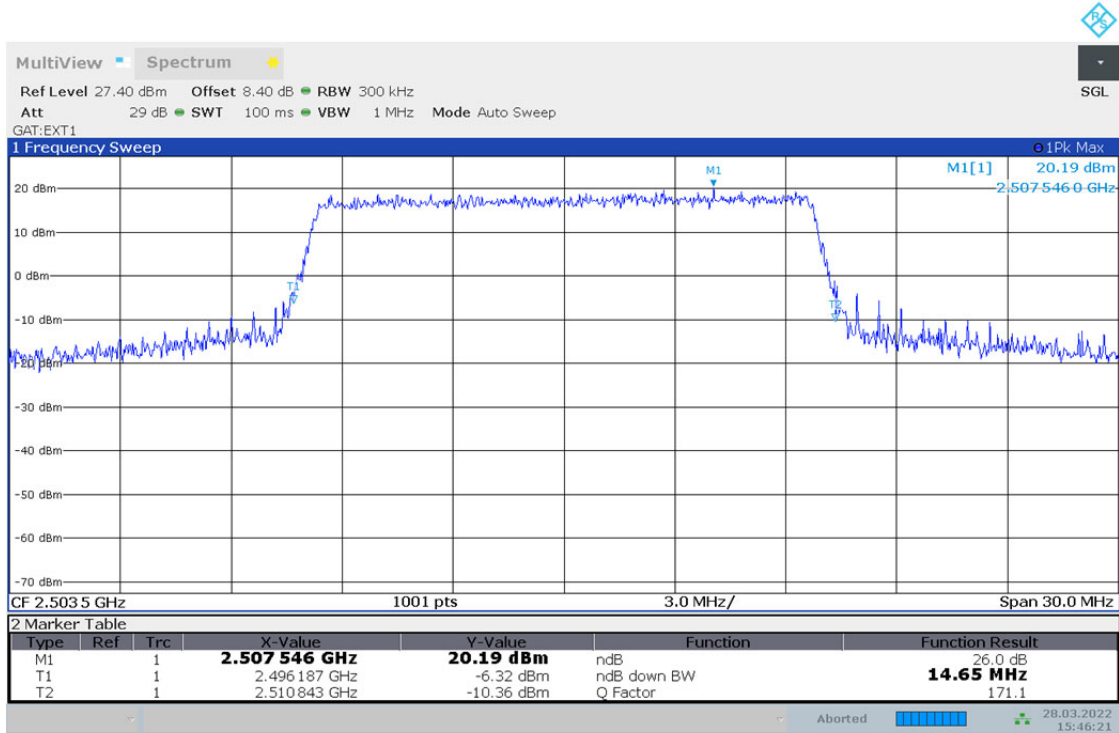


15:45:02 28.03.2022

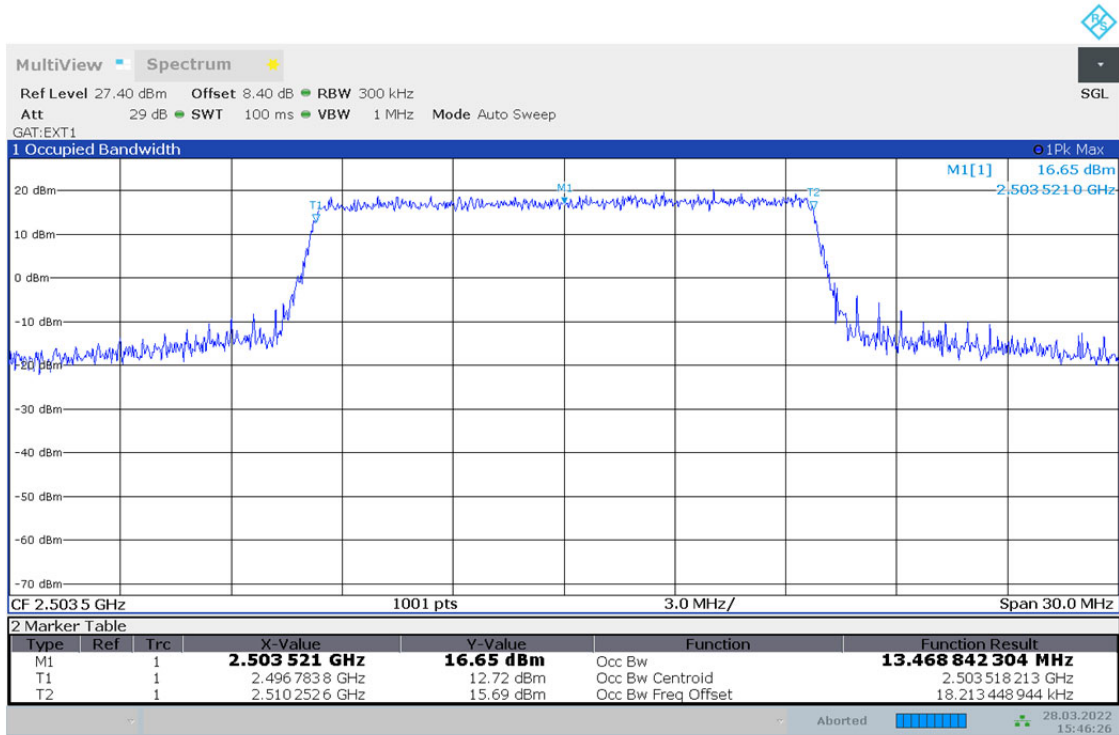


15:45:07 28.03.2022

4.2.19 TM2_15MHz_LCH_RB75#0



15:46:21 28.03.2022



15:46:27 28.03.2022