

# Appendix for LTE Band 5

Model: LGE-NX9

**BTL-FCCP-1-2203G019**

## CONTENT

1.	APPENDIX_A: EFFECTIVE (ISOTROPIC) RADIATED POWER OF TRANSMITTER .....	6
1.1	TEST RESULTS.....	6
2.	APPENDIX_B: PEAK-TO-AVERAGE RATIO.....	12
2.1	TEST RESULTS.....	12
3.	APPENDIX_C: MODULATION CHARACTERISTICS .....	13
3.1	TEST PLOTS .....	13
3.1.1	TM1_1.4MHz_MCH_RB6#0 .....	13
3.1.2	TM1_5MHz_MCH_RB25#0 .....	13
3.1.3	TM1_10MHz_MCH_RB50#0 .....	14
3.1.4	TM2_1.4MHz_MCH_RB6#0 .....	14
3.1.5	TM2_5MHz_MCH_RB25#0 .....	15
3.1.6	TM2_10MHz_MCH_RB50#0 .....	15
3.1.7	TM3_1.4MHz_MCH_RB6#0 .....	16
3.1.8	TM3_5MHz_MCH_RB25#0 .....	16
3.1.9	TM3_10MHz_MCH_RB50#0 .....	17
4.	APPENDIX_D: OCCUPIED BANDWIDTH .....	18
4.1	TEST RESULTS .....	18
4.2	TEST PLOTS.....	20
4.2.1	TM1_1.4MHz_LCH_RB6#0 .....	20
4.2.2	TM1_1.4MHz_MCH_RB6#0 .....	21
4.2.3	TM1_1.4MHz_HCH_RB6#0.....	22
4.2.4	TM1_3MHz_LCH_RB15#0 .....	23
4.2.5	TM1_3MHz_MCH_RB15#0 .....	24
4.2.6	TM1_3MHz_HCH_RB15#0.....	25
4.2.7	TM1_5MHz_LCH_RB25#0 .....	26
4.2.8	TM1_5MHz_MCH_RB25#0 .....	27
4.2.9	TM1_5MHz_HCH_RB25#0.....	28
4.2.10	TM1_10MHz_LCH_RB50#0 .....	29
4.2.11	TM1_10MHz_MCH_RB50#0 .....	30
4.2.12	TM1_10MHz_HCH_RB50#0.....	31
4.2.13	TM2_1.4MHz_LCH_RB6#0 .....	32
4.2.14	TM2_1.4MHz_MCH_RB6#0 .....	33
4.2.15	TM2_1.4MHz_HCH_RB6#0.....	34
4.2.16	TM2_3MHz_LCH_RB15#0 .....	35
4.2.17	TM2_3MHz_MCH_RB15#0 .....	36
4.2.18	TM2_3MHz_HCH_RB15#0.....	37
4.2.19	TM2_5MHz_LCH_RB25#0 .....	38
4.2.20	TM2_5MHz_MCH_RB25#0 .....	39
4.2.21	TM2_5MHz_HCH_RB25#0.....	40
4.2.22	TM2_10MHz_LCH_RB50#0 .....	41
4.2.23	TM2_10MHz_MCH_RB50#0 .....	42

4.2.24	TM2_10MHz_HCH_RB50#0.....	43
4.2.25	TM3_1.4MHz_LCH_RB6#0.....	44
4.2.26	TM3_1.4MHz_MCH_RB6#0.....	45
4.2.27	TM3_1.4MHz_HCH_RB6#0.....	46
4.2.28	TM3_3MHz_LCH_RB15#0.....	47
4.2.29	TM3_3MHz_MCH_RB15#0.....	48
4.2.30	TM3_3MHz_HCH_RB15#0.....	49
4.2.31	TM3_5MHz_LCH_RB25#0.....	50
4.2.32	TM3_5MHz_MCH_RB25#0.....	51
4.2.33	TM3_5MHz_HCH_RB25#0.....	52
4.2.34	TM3_10MHz_LCH_RB50#0.....	53
4.2.35	TM3_10MHz_MCH_RB50#0.....	54
4.2.36	TM3_10MHz_HCH_RB50#0.....	55
5.	APPENDIX_E: BAND EDGES COMPLIANCE.....	56
5.1	TEST RESULTS.....	56
5.2	TEST PLOTS.....	58
5.2.1	TM1_1.4MHz_LCH_RB6#0.....	58
5.2.2	TM1_1.4MHz_LCH_RB1#0.....	58
5.2.3	TM1_1.4MHz_LCH_RB1#5.....	59
5.2.4	TM1_1.4MHz_HCH_RB6#0.....	59
5.2.5	TM1_1.4MHz_HCH_RB1#0.....	60
5.2.6	TM1_1.4MHz_HCH_RB1#5.....	60
5.2.7	TM1_5MHz_LCH_RB25#0.....	61
5.2.8	TM1_5MHz_LCH_RB1#0.....	61
5.2.9	TM1_5MHz_LCH_RB1#24.....	62
5.2.10	TM1_5MHz_HCH_RB25#0.....	62
5.2.11	TM1_5MHz_HCH_RB1#0.....	63
5.2.12	TM1_5MHz_HCH_RB1#24.....	63
5.2.13	TM1_10MHz_LCH_RB50#0.....	64
5.2.14	TM1_10MHz_LCH_RB1#0.....	64
5.2.15	TM1_10MHz_LCH_RB1#49.....	65
5.2.16	TM1_10MHz_HCH_RB50#0.....	65
5.2.17	TM1_10MHz_HCH_RB1#0.....	66
5.2.18	TM1_10MHz_HCH_RB1#49.....	66
5.2.19	TM2_1.4MHz_LCH_RB6#0.....	67
5.2.20	TM2_1.4MHz_LCH_RB1#0.....	67
5.2.21	TM2_1.4MHz_LCH_RB1#5.....	68
5.2.22	TM2_1.4MHz_HCH_RB6#0.....	68
5.2.23	TM2_1.4MHz_HCH_RB1#0.....	69
5.2.24	TM2_1.4MHz_HCH_RB1#5.....	69
5.2.25	TM2_5MHz_LCH_RB25#0.....	70
5.2.26	TM2_5MHz_LCH_RB1#0.....	70
5.2.27	TM2_5MHz_LCH_RB1#24.....	71
5.2.28	TM2_5MHz_HCH_RB25#0.....	71

5.2.29	TM2_5MHz_HCH_RB1#0.....	72
5.2.30	TM2_5MHz_HCH_RB1#24.....	72
5.2.31	TM2_10MHz_LCH_RB50#0.....	73
5.2.32	TM2_10MHz_LCH_RB1#0.....	73
5.2.33	TM2_10MHz_LCH_RB1#49.....	74
5.2.34	TM2_10MHz_HCH_RB50#0.....	74
5.2.35	TM2_10MHz_HCH_RB1#0.....	75
5.2.36	TM2_10MHz_HCH_RB1#49.....	75
5.2.37	TM3_1.4MHz_LCH_RB6#0.....	76
5.2.38	TM3_1.4MHz_LCH_RB1#0.....	76
5.2.39	TM3_1.4MHz_LCH_RB1#5.....	77
5.2.40	TM3_1.4MHz_HCH_RB6#0.....	77
5.2.41	TM3_1.4MHz_HCH_RB1#0.....	78
5.2.42	TM3_1.4MHz_HCH_RB1#5.....	78
5.2.43	TM3_5MHz_LCH_RB25#0.....	79
5.2.44	TM3_5MHz_LCH_RB1#0.....	79
5.2.45	TM3_5MHz_LCH_RB1#24.....	80
5.2.46	TM3_5MHz_HCH_RB25#0.....	80
5.2.47	TM3_5MHz_HCH_RB1#0.....	81
5.2.48	TM3_5MHz_HCH_RB1#24.....	81
5.2.49	TM3_10MHz_LCH_RB50#0.....	82
5.2.50	TM3_10MHz_LCH_RB1#0.....	82
5.2.51	TM3_10MHz_LCH_RB1#49.....	83
5.2.52	TM3_10MHz_HCH_RB50#0.....	83
5.2.53	TM3_10MHz_HCH_RB1#0.....	84
5.2.54	TM3_10MHz_HCH_RB1#49.....	84
6.	Appendix_F: Spurious Emission at Antenna Terminal.....	85
6.1	Test Results.....	85
6.2	Test Plots.....	91
6.2.1	TM1_1.4MHz_LCH_RB1#0.....	91
6.2.2	TM1_1.4MHz_LCH_RB1#5.....	93
6.2.3	TM1_1.4MHz_LCH_RB6#0.....	95
6.2.4	TM1_1.4MHz_MCH_RB1#0.....	97
6.2.5	TM1_1.4MHz_MCH_RB1#5.....	99
6.2.6	TM1_1.4MHz_MCH_RB6#0.....	101
6.2.7	TM1_1.4MHz_HCH_RB1#0.....	103
6.2.8	TM1_1.4MHz_HCH_RB1#5.....	105
6.2.9	TM1_1.4MHz_HCH_RB6#0.....	107
6.2.10	TM1_5MHz_LCH_RB1#0.....	109
6.2.11	TM1_5MHz_LCH_RB1#24.....	111
6.2.12	TM1_5MHz_LCH_RB25#0.....	113
6.2.13	TM1_5MHz_MCH_RB1#0.....	115
6.2.14	TM1_5MHz_MCH_RB1#24.....	117
6.2.15	TM1_5MHz_MCH_RB25#0.....	119

6.2.16	TM1_5MHz_HCH_RB1#0.....	121
6.2.17	TM1_5MHz_HCH_RB1#24.....	123
6.2.18	TM1_5MHz_HCH_RB25#0.....	125
6.2.19	TM1_10MHz_LCH_RB1#0.....	127
6.2.20	TM1_10MHz_LCH_RB1#49.....	129
6.2.21	TM1_10MHz_LCH_RB50#0.....	131
6.2.22	TM1_10MHz_MCH_RB1#0.....	133
6.2.23	TM1_10MHz_MCH_RB1#49.....	135
6.2.24	TM1_10MHz_MCH_RB50#0.....	137
6.2.25	TM1_10MHz_HCH_RB1#0.....	139
6.2.26	TM1_10MHz_HCH_RB1#49.....	141
6.2.27	TM1_10MHz_HCH_RB50#0.....	143
6.2.28	TM2_1.4MHz_LCH_RB1#0.....	145
6.2.29	TM2_1.4MHz_LCH_RB1#5.....	147
6.2.30	TM2_1.4MHz_LCH_RB6#0.....	149
6.2.31	TM2_1.4MHz_MCH_RB1#0.....	151
6.2.32	TM2_1.4MHz_MCH_RB1#5.....	153
6.2.33	TM2_1.4MHz_MCH_RB6#0.....	155
6.2.34	TM2_1.4MHz_HCH_RB1#0.....	157
6.2.35	TM2_1.4MHz_HCH_RB1#5.....	159
6.2.36	TM2_1.4MHz_HCH_RB6#0.....	161
6.2.37	TM2_5MHz_LCH_RB1#0.....	163
6.2.38	TM2_5MHz_LCH_RB1#24.....	165
6.2.39	TM2_5MHz_LCH_RB25#0.....	167
6.2.40	TM2_5MHz_MCH_RB1#0.....	169
6.2.41	TM2_5MHz_MCH_RB1#24.....	171
6.2.42	TM2_5MHz_MCH_RB25#0.....	173
6.2.43	TM2_5MHz_HCH_RB1#0.....	175
6.2.44	TM2_5MHz_HCH_RB1#24.....	177
6.2.45	TM2_5MHz_HCH_RB25#0.....	179
6.2.46	TM2_10MHz_LCH_RB1#0.....	181
6.2.47	TM2_10MHz_LCH_RB1#49.....	183
6.2.48	TM2_10MHz_LCH_RB50#0.....	185
6.2.49	TM2_10MHz_MCH_RB1#0.....	187
6.2.50	TM2_10MHz_MCH_RB1#49.....	189
6.2.51	TM2_10MHz_MCH_RB50#0.....	191
6.2.52	TM2_10MHz_HCH_RB1#0.....	193
6.2.53	TM2_10MHz_HCH_RB1#49.....	195
6.2.54	TM2_10MHz_HCH_RB50#0.....	197
7.	Appendix_G: Frequency Stability.....	199
7.1	Test Results.....	199
7.1.1	Frequency Error vs. Voltage.....	199
7.1.2	Frequency Error vs. Temperature.....	201

## 1. APPENDIX\_A: EFFECTIVE (ISOTROPIC) RADIATED POWER OF TRANSMITTER

### 1.1 TEST RESULTS

Effective (Isotropic) Radiated Power of Transmitter									
Test Mode	Test Bandwidth [MHz]	Test Channel	Test RB	Modulation	Measured [dBm]	Gain [dBi]	ERP [dBm]	Limit [dBm]	Verdict
TM1	1.4	LCH	RB1#0	QPSK	24.76	-6	16.61	38.45	PASS
			RB1#3	QPSK	24.89	-6	16.74	38.45	PASS
			RB1#5	QPSK	24.74	-6	16.59	38.45	PASS
			RB3#0	QPSK	24.72	-6	16.57	38.45	PASS
			RB3#2	QPSK	24.70	-6	16.55	38.45	PASS
			RB3#3	QPSK	24.67	-6	16.52	38.45	PASS
		MCH	RB6#0	QPSK	24.16	-6	16.01	38.45	PASS
			RB1#0	QPSK	24.65	-6	16.50	38.45	PASS
			RB1#3	QPSK	24.66	-6	16.51	38.45	PASS
			RB1#5	QPSK	24.68	-6	16.53	38.45	PASS
			RB3#0	QPSK	24.57	-6	16.42	38.45	PASS
			RB3#2	QPSK	24.54	-6	16.39	38.45	PASS
		HCH	RB3#3	QPSK	24.53	-6	16.38	38.45	PASS
			RB6#0	QPSK	24.00	-6	15.85	38.45	PASS
			RB1#0	QPSK	24.45	-6	16.30	38.45	PASS
			RB1#3	QPSK	24.43	-6	16.28	38.45	PASS
			RB1#5	QPSK	24.43	-6	16.28	38.45	PASS
			RB3#0	QPSK	24.38	-6	16.23	38.45	PASS
		RB3#2	QPSK	24.32	-6	16.17	38.45	PASS	
		RB3#3	QPSK	24.35	-6	16.20	38.45	PASS	
		RB6#0	QPSK	23.83	-6	15.68	38.45	PASS	

Effective (Isotropic) Radiated Power of Transmitter									
Test Mode	Test Bandwidth [MHz]	Test Channel	Test RB	Modulation	Measured [dBm]	Gain [dBi]	ERP [dBm]	Limit [dBm]	Verdict
TM1	5	LCH	RB1#0	QPSK	24.72	-6	16.57	38.45	PASS
			RB1#13	QPSK	24.72	-6	16.57	38.45	PASS
			RB1#24	QPSK	24.56	-6	16.41	38.45	PASS
			RB12#0	QPSK	24.12	-6	15.97	38.45	PASS
			RB12#6	QPSK	24.09	-6	15.94	38.45	PASS
			RB12#13	QPSK	24.05	-6	15.90	38.45	PASS
			RB25#0	QPSK	24.09	-6	15.94	38.45	PASS
		MCH	RB1#0	QPSK	24.53	-6	16.38	38.45	PASS
			RB1#13	QPSK	24.68	-6	16.53	38.45	PASS
			RB1#24	QPSK	24.46	-6	16.31	38.45	PASS
			RB12#0	QPSK	23.96	-6	15.81	38.45	PASS
			RB12#6	QPSK	23.97	-6	15.82	38.45	PASS
			RB12#13	QPSK	23.97	-6	15.82	38.45	PASS
			RB25#0	QPSK	23.99	-6	15.84	38.45	PASS
		HCH	RB1#0	QPSK	24.32	-6	16.17	38.45	PASS
			RB1#13	QPSK	24.38	-6	16.23	38.45	PASS
			RB1#24	QPSK	24.35	-6	16.20	38.45	PASS
			RB12#0	QPSK	23.80	-6	15.65	38.45	PASS
			RB12#6	QPSK	23.80	-6	15.65	38.45	PASS
			RB12#13	QPSK	23.83	-6	15.68	38.45	PASS
			RB25#0	QPSK	23.77	-6	15.62	38.45	PASS

Effective (Isotropic) Radiated Power of Transmitter									
Test Mode	Test Bandwidth [MHz]	Test Channel	Test RB	Modulation	Measured [dBm]	Gain [dBi]	ERP [dBm]	Limit [dBm]	Verdict
TM1	10	LCH	RB1#0	QPSK	24.58	-6	16.43	38.45	PASS
			RB1#25	QPSK	24.55	-6	16.40	38.45	PASS
			RB1#49	QPSK	24.41	-6	16.26	38.45	PASS
			RB25#0	QPSK	24.03	-6	15.88	38.45	PASS
			RB25#13	QPSK	24.06	-6	15.91	38.45	PASS
			RB25#25	QPSK	24.00	-6	15.85	38.45	PASS
			RB50#0	QPSK	24.09	-6	15.94	38.45	PASS
		MCH	RB1#0	QPSK	24.47	-6	16.32	38.45	PASS
			RB1#25	QPSK	24.39	-6	16.24	38.45	PASS
			RB1#49	QPSK	24.34	-6	16.19	38.45	PASS
			RB25#0	QPSK	24.03	-6	15.88	38.45	PASS
			RB25#13	QPSK	23.96	-6	15.81	38.45	PASS
			RB25#25	QPSK	23.99	-6	15.84	38.45	PASS
			RB50#0	QPSK	23.93	-6	15.78	38.45	PASS
		HCH	RB1#0	QPSK	24.41	-6	16.26	38.45	PASS
			RB1#25	QPSK	24.31	-6	16.16	38.45	PASS
			RB1#49	QPSK	24.25	-6	16.10	38.45	PASS
			RB25#0	QPSK	23.86	-6	15.71	38.45	PASS
			RB25#13	QPSK	23.83	-6	15.68	38.45	PASS
			RB25#25	QPSK	23.81	-6	15.66	38.45	PASS
			RB50#0	QPSK	23.79	-6	15.64	38.45	PASS



Effective (Isotropic) Radiated Power of Transmitter									
Test Mode	Test Bandwidth [MHz]	Test Channel	Test RB	Modulation	Measured [dBm]	Gain [dBi]	ERP [dBm]	Limit [dBm]	Verdict
TM2	1.4	LCH	RB1#0	16QAM	24.06	-6	15.91	38.45	PASS
			RB1#3	16QAM	24.05	-6	15.90	38.45	PASS
			RB1#5	16QAM	24.02	-6	15.87	38.45	PASS
			RB3#0	16QAM	24.01	-6	15.86	38.45	PASS
			RB3#2	16QAM	24.21	-6	16.06	38.45	PASS
			RB3#3	16QAM	24.11	-6	15.96	38.45	PASS
			RB6#0	16QAM	23.03	-6	14.88	38.45	PASS
		MCH	RB1#0	16QAM	24.17	-6	16.02	38.45	PASS
			RB1#3	16QAM	24.16	-6	16.01	38.45	PASS
			RB1#5	16QAM	24.21	-6	16.06	38.45	PASS
			RB3#0	16QAM	24.12	-6	15.97	38.45	PASS
			RB3#2	16QAM	24.16	-6	16.01	38.45	PASS
			RB3#3	16QAM	24.00	-6	15.85	38.45	PASS
			RB6#0	16QAM	22.84	-6	14.69	38.45	PASS
		HCH	RB1#0	16QAM	24.15	-6	16.00	38.45	PASS
			RB1#3	16QAM	24.08	-6	15.93	38.45	PASS
			RB1#5	16QAM	24.19	-6	16.04	38.45	PASS
			RB3#0	16QAM	23.91	-6	15.76	38.45	PASS
			RB3#2	16QAM	23.82	-6	15.67	38.45	PASS
			RB3#3	16QAM	23.91	-6	15.76	38.45	PASS
			RB6#0	16QAM	22.76	-6	14.61	38.45	PASS

Effective (Isotropic) Radiated Power of Transmitter									
Test Mode	Test Bandwidth [MHz]	Test Channel	Test RB	Modulation	Measured [dBm]	Gain [dBi]	ERP [dBm]	Limit [dBm]	Verdict
TM2	5	LCH	RB1#0	16QAM	24.45	-6	16.30	38.45	PASS
			RB1#13	16QAM	24.29	-6	16.14	38.45	PASS
			RB1#24	16QAM	24.39	-6	16.24	38.45	PASS
			RB12#0	16QAM	23.12	-6	14.97	38.45	PASS
			RB12#6	16QAM	23.13	-6	14.98	38.45	PASS
			RB12#13	16QAM	23.10	-6	14.95	38.45	PASS
			RB25#0	16QAM	23.07	-6	14.92	38.45	PASS
		MCH	RB1#0	16QAM	24.31	-6	16.16	38.45	PASS
			RB1#13	16QAM	24.45	-6	16.30	38.45	PASS
			RB1#24	16QAM	24.30	-6	16.15	38.45	PASS
			RB12#0	16QAM	22.84	-6	14.69	38.45	PASS
			RB12#6	16QAM	22.97	-6	14.82	38.45	PASS
			RB12#13	16QAM	23.05	-6	14.90	38.45	PASS
			RB25#0	16QAM	22.87	-6	14.72	38.45	PASS
		HCH	RB1#0	16QAM	24.22	-6	16.07	38.45	PASS
			RB1#13	16QAM	24.33	-6	16.18	38.45	PASS
			RB1#24	16QAM	24.19	-6	16.04	38.45	PASS
			RB12#0	16QAM	22.96	-6	14.81	38.45	PASS
			RB12#6	16QAM	22.90	-6	14.75	38.45	PASS
			RB12#13	16QAM	22.85	-6	14.70	38.45	PASS
			RB25#0	16QAM	22.77	-6	14.62	38.45	PASS

Effective (Isotropic) Radiated Power of Transmitter									
Test Mode	Test Bandwidth [MHz]	Test Channel	Test RB	Modulation	Measured [dBm]	Gain [dBi]	ERP [dBm]	Limit [dBm]	Verdict
TM2	10	LCH	RB1#0	16QAM	24.51	-6	16.36	38.45	PASS
			RB1#25	16QAM	24.44	-6	16.29	38.45	PASS
			RB1#49	16QAM	24.39	-6	16.24	38.45	PASS
			RB25#0	16QAM	23.07	-6	14.92	38.45	PASS
			RB25#13	16QAM	23.07	-6	14.92	38.45	PASS
			RB25#25	16QAM	22.99	-6	14.84	38.45	PASS
			RB50#0	16QAM	23.07	-6	14.92	38.45	PASS
		MCH	RB1#0	16QAM	24.23	-6	16.08	38.45	PASS
			RB1#25	16QAM	24.31	-6	16.16	38.45	PASS
			RB1#49	16QAM	24.30	-6	16.15	38.45	PASS
			RB25#0	16QAM	22.98	-6	14.83	38.45	PASS
			RB25#13	16QAM	22.97	-6	14.82	38.45	PASS
			RB25#25	16QAM	22.97	-6	14.82	38.45	PASS
			RB50#0	16QAM	22.95	-6	14.80	38.45	PASS
		HCH	RB1#0	16QAM	24.29	-6	16.14	38.45	PASS
			RB1#25	16QAM	24.07	-6	15.92	38.45	PASS
			RB1#49	16QAM	24.07	-6	15.92	38.45	PASS
			RB25#0	16QAM	22.85	-6	14.70	38.45	PASS
			RB25#13	16QAM	22.83	-6	14.68	38.45	PASS
			RB25#25	16QAM	22.85	-6	14.70	38.45	PASS
			RB50#0	16QAM	22.82	-6	14.67	38.45	PASS

## 2. APPENDIX\_B: PEAK-TO-AVERAGE RATIO

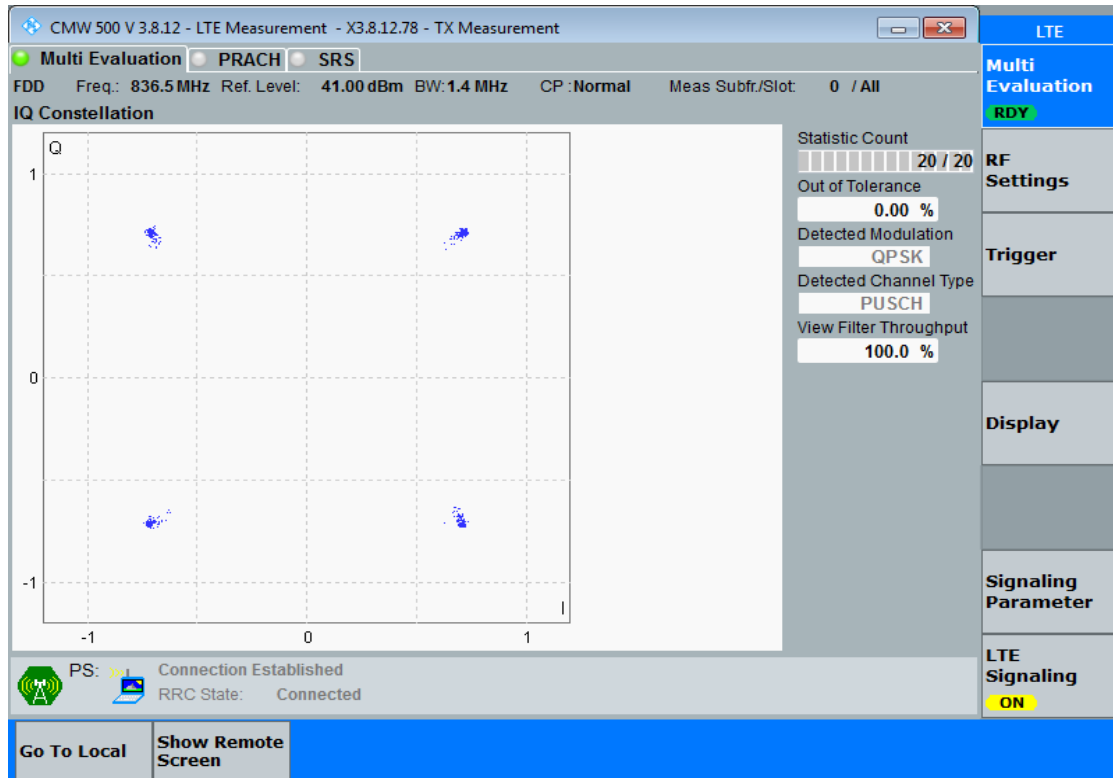
### 2.1 TEST RESULTS

Peak-to-Average Ratio							
Test Mode	Test Bandwidth [MHz]	Test Channel	Test RB	Modulation	Measured [dBm]	Limit [dBm]	Verdict
TM1	1.4	MCH	RB6#0	QPSK	4.07	13	PASS
			RB1#0	QPSK	3.39	13	PASS
			RB1#5	QPSK	3.28	13	PASS
	5		RB25#0	QPSK	4.94	13	PASS
			RB1#0	QPSK	3.42	13	PASS
			RB1#24	QPSK	3.41	13	PASS
	10		RB50#0	QPSK	5.00	13	PASS
			RB1#0	QPSK	3.53	13	PASS
			RB1#49	QPSK	3.58	13	PASS
TM2	1.4	MCH	RB6#0	16QAM	4.97	13	PASS
			RB1#0	16QAM	3.83	13	PASS
			RB1#5	16QAM	3.72	13	PASS
	5		RB25#0	16QAM	5.86	13	PASS
			RB1#0	16QAM	3.83	13	PASS
			RB1#24	16QAM	3.59	13	PASS
	10		RB50#0	16QAM	5.91	13	PASS
			RB1#0	16QAM	3.97	13	PASS
			RB1#49	16QAM	4.07	13	PASS
TM3	1.4	MCH	RB6#0	64QAM	5.82	13	PASS
			RB1#0	64QAM	4.61	13	PASS
			RB1#5	64QAM	4.60	13	PASS
	5		RB25#0	64QAM	6.41	13	PASS
			RB1#0	64QAM	4.87	13	PASS
			RB1#24	64QAM	4.80	13	PASS
	10		RB50#0	64QAM	6.63	13	PASS
			RB1#0	64QAM	4.96	13	PASS
			RB1#49	64QAM	5.07	13	PASS

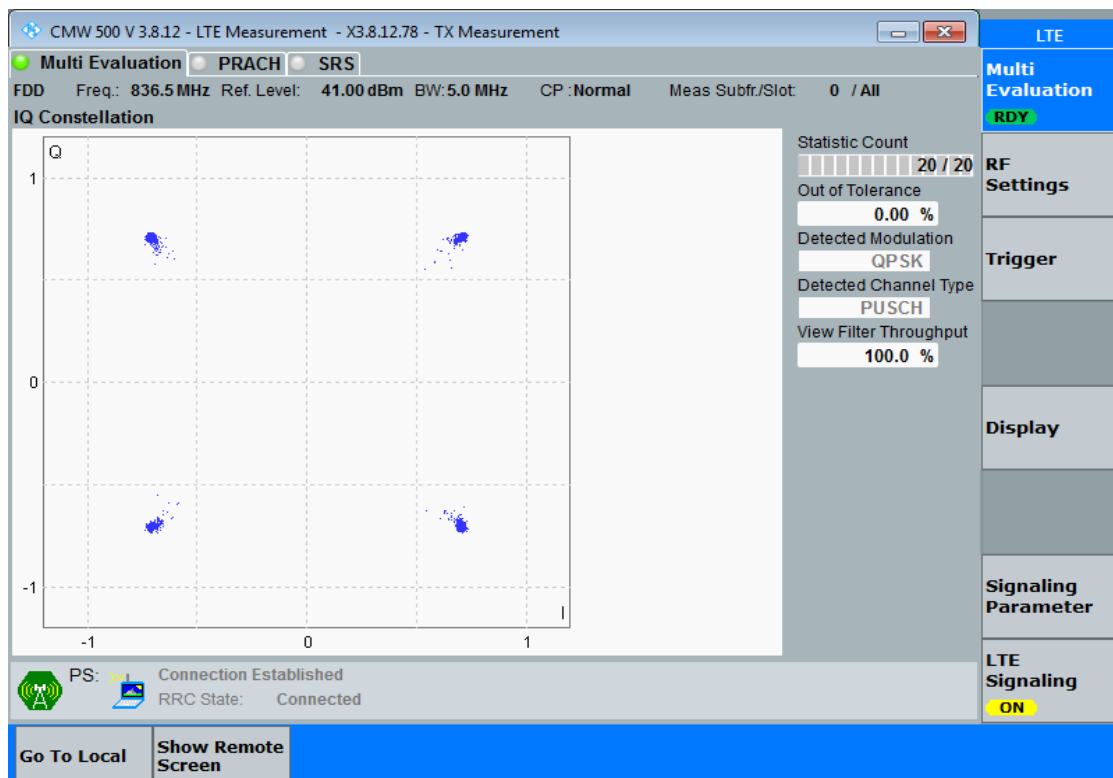
### 3. APPENDIX\_C: MODULATION CHARACTERISTICS

#### 3.1 TEST PLOTS

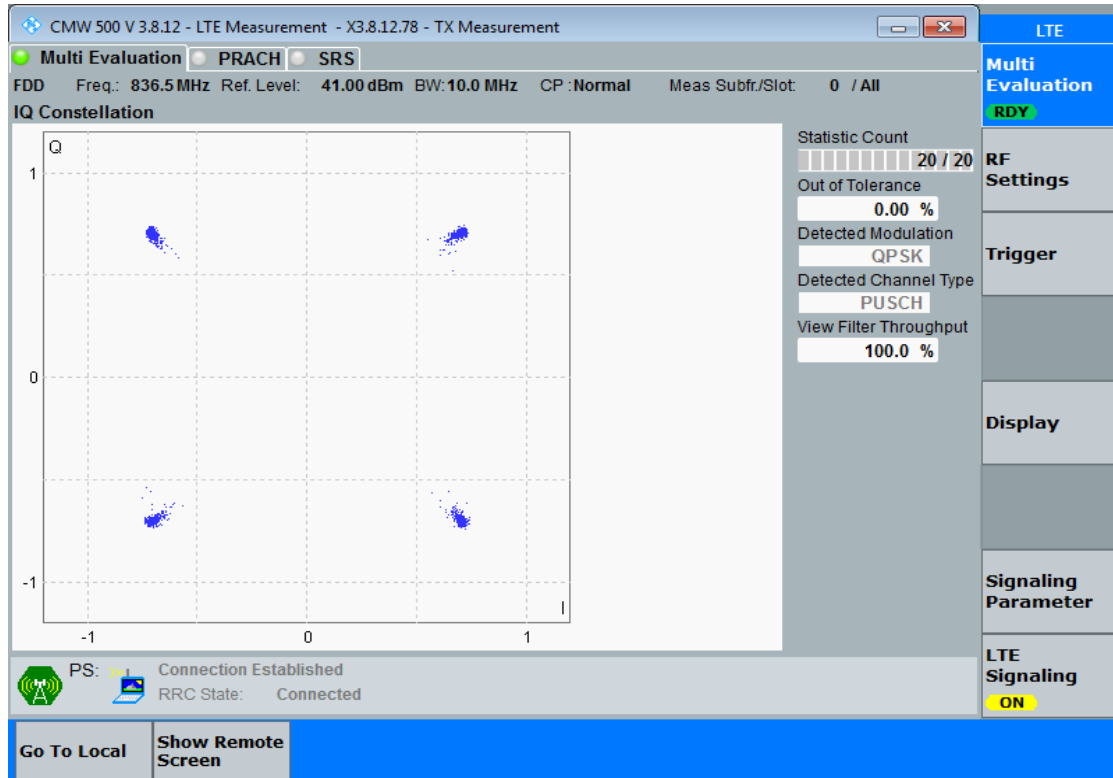
##### 3.1.1 TM1\_1.4MHz\_MCH\_RB6#0



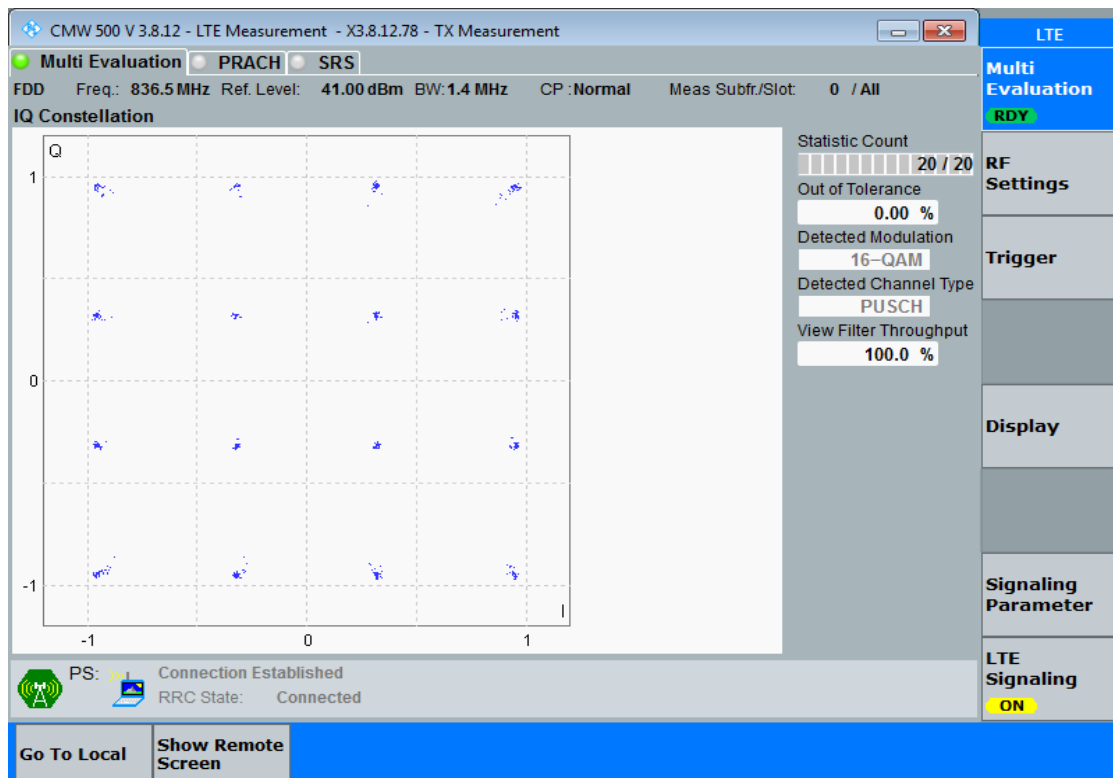
##### 3.1.2 TM1\_5MHz\_MCH\_RB25#0



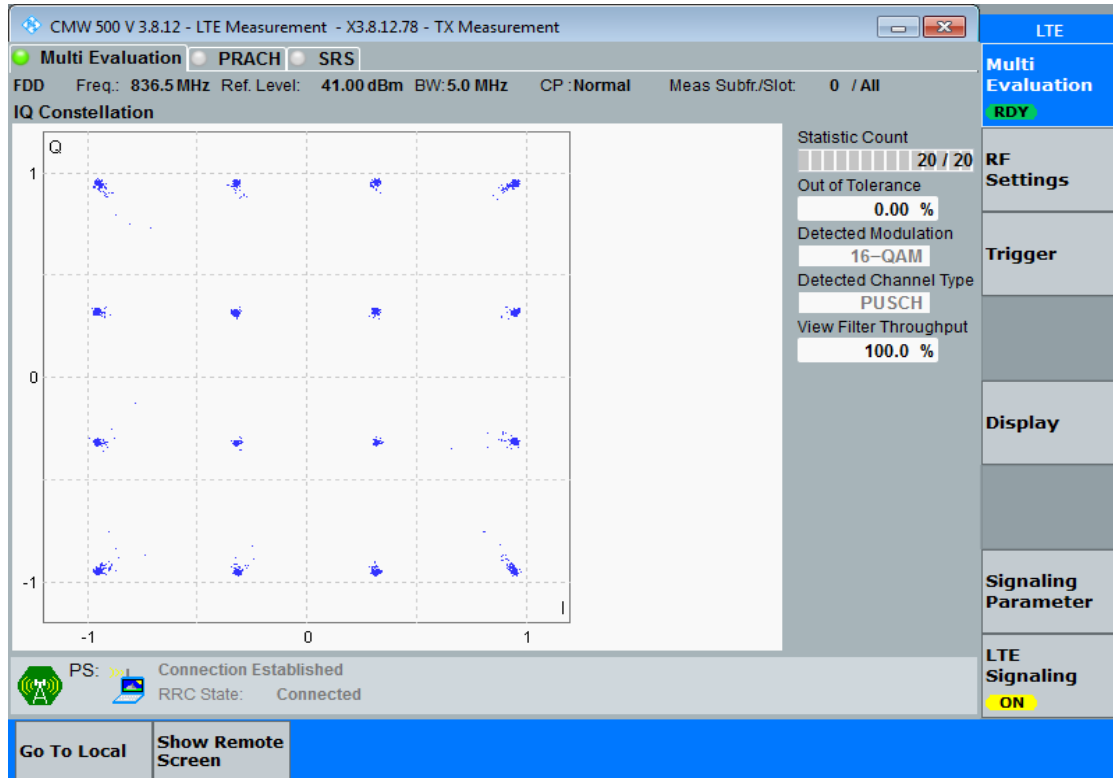
### 3.1.3 TM1\_10MHz\_MCH\_RB50#0



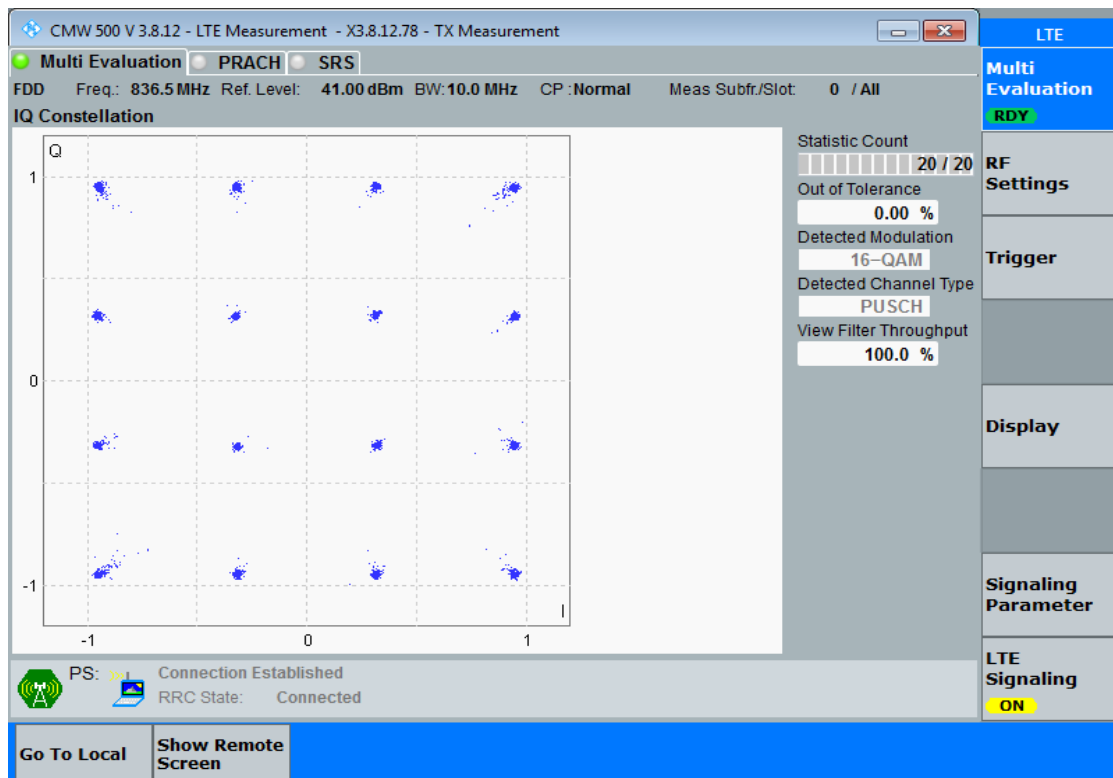
### 3.1.4 TM2\_1.4MHz\_MCH\_RB6#0



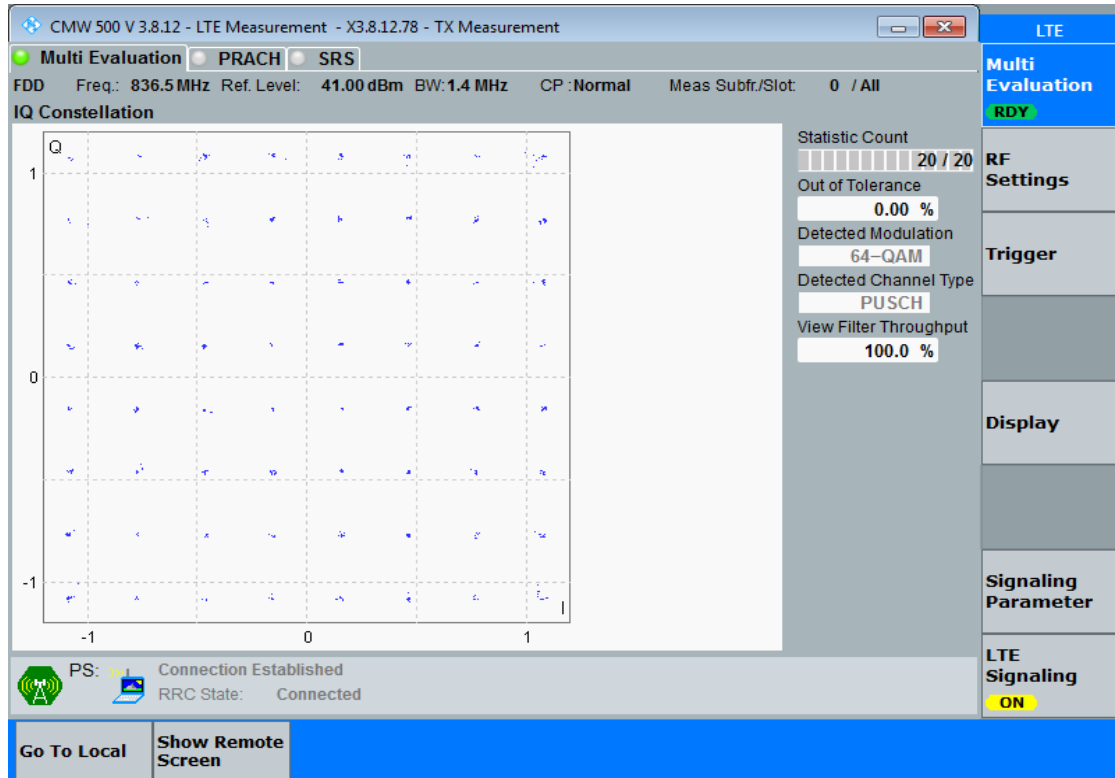
### 3.1.5 TM2\_5MHz\_MCH\_RB25#0



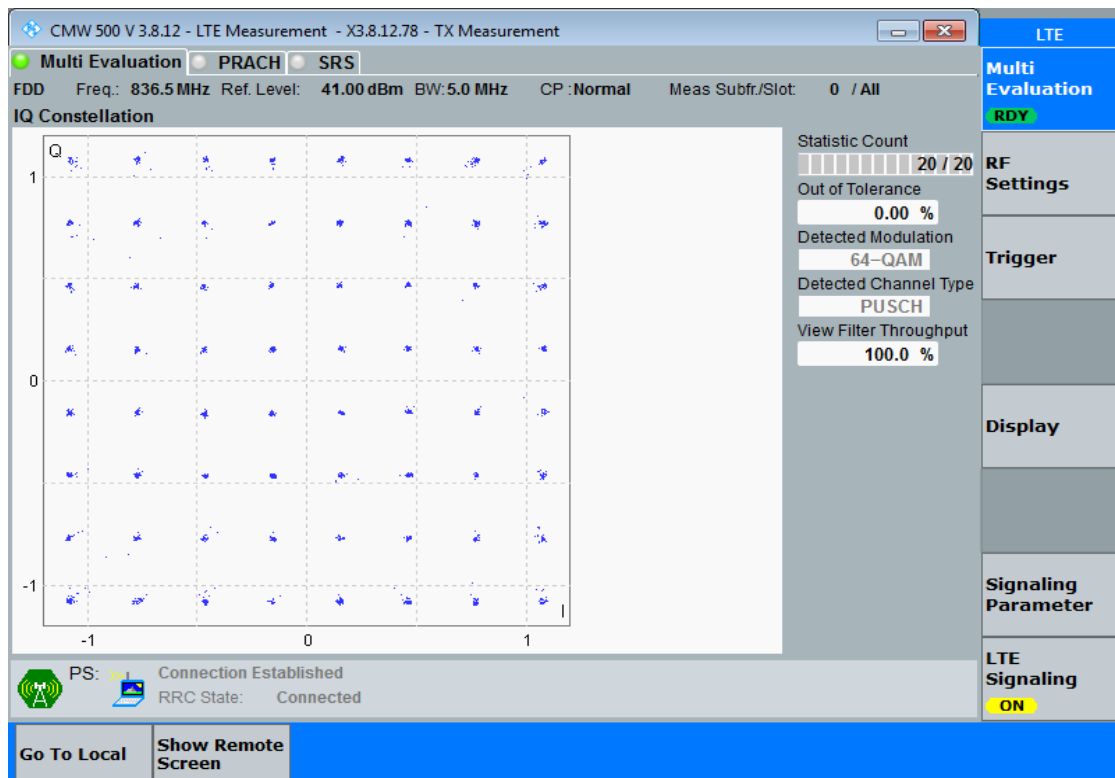
### 3.1.6 TM2\_10MHz\_MCH\_RB50#0



### 3.1.7 TM3\_1.4MHz\_MCH\_RB6#0

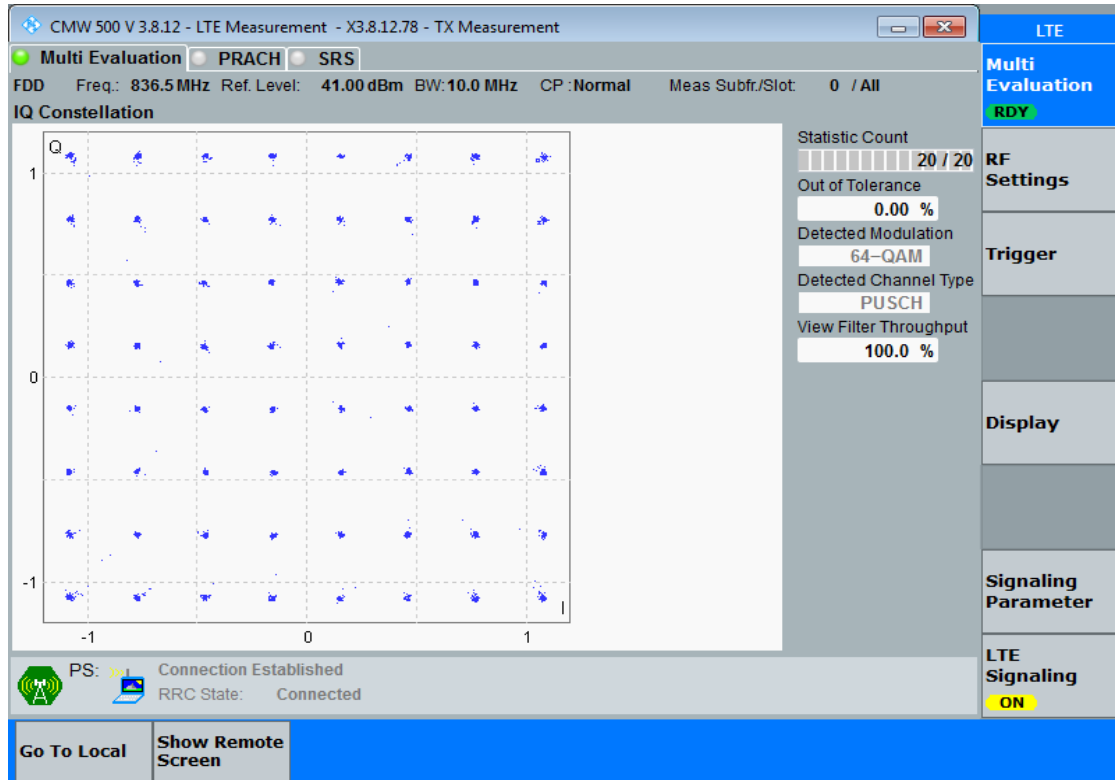


### 3.1.8 TM3\_5MHz\_MCH\_RB25#0





3.1.9 TM3\_10MHz\_MCH\_RB50#0



## 4. APPENDIX\_D: OCCUPIED BANDWIDTH

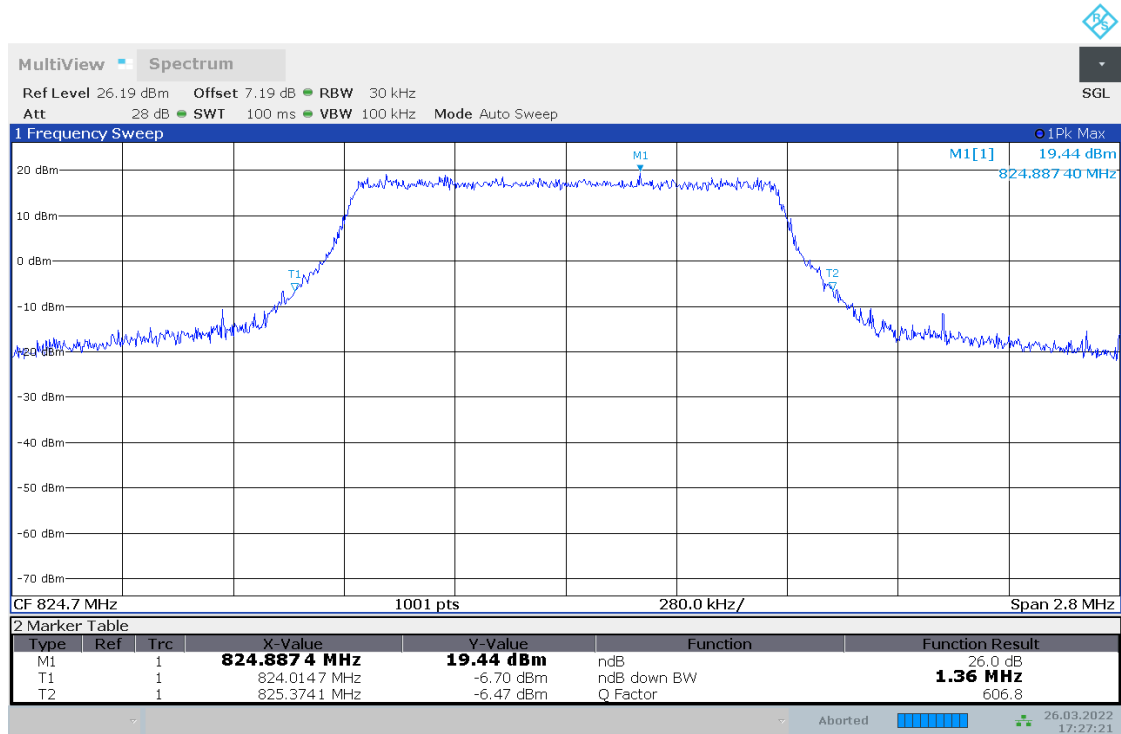
### 4.1 TEST RESULTS

Occupied Bandwidth							
Test Mode	Test Bandwidth [MHz]	Test Channel	Test RB	Modulation	Occupied Bandwidth [MHz]	Emission Bandwidth [MHz]	Verdict
TM1	1.4	LCH	RB6#0	QPSK	1.11	1.36	PASS
		MCH	RB6#0	QPSK	1.10	1.36	PASS
		HCH	RB6#0	QPSK	1.10	1.34	PASS
	3	LCH	RB15#0	QPSK	2.71	3.07	PASS
		MCH	RB15#0	QPSK	2.70	3.03	PASS
		HCH	RB15#0	QPSK	2.71	3.03	PASS
	5	LCH	RB25#0	QPSK	4.52	5.13	PASS
		MCH	RB25#0	QPSK	4.52	5.12	PASS
		HCH	RB25#0	QPSK	4.51	5.12	PASS
	10	LCH	RB50#0	QPSK	9.01	10.17	PASS
		MCH	RB50#0	QPSK	8.98	10.07	PASS
		HCH	RB50#0	QPSK	8.98	10.13	PASS
TM2	1.4	LCH	RB6#0	16QAM	1.11	1.34	PASS
		MCH	RB6#0	16QAM	1.11	1.38	PASS
		HCH	RB6#0	16QAM	1.11	1.37	PASS
	3	LCH	RB15#0	16QAM	2.71	3.05	PASS
		MCH	RB15#0	16QAM	2.71	3.05	PASS
		HCH	RB15#0	16QAM	2.70	3.04	PASS
	5	LCH	RB25#0	16QAM	4.52	5.16	PASS
		MCH	RB25#0	16QAM	4.52	5.14	PASS
		HCH	RB25#0	16QAM	4.52	5.13	PASS
	10	LCH	RB50#0	16QAM	9.01	10.15	PASS
		MCH	RB50#0	16QAM	8.99	10.07	PASS
		HCH	RB50#0	16QAM	9.00	10.05	PASS

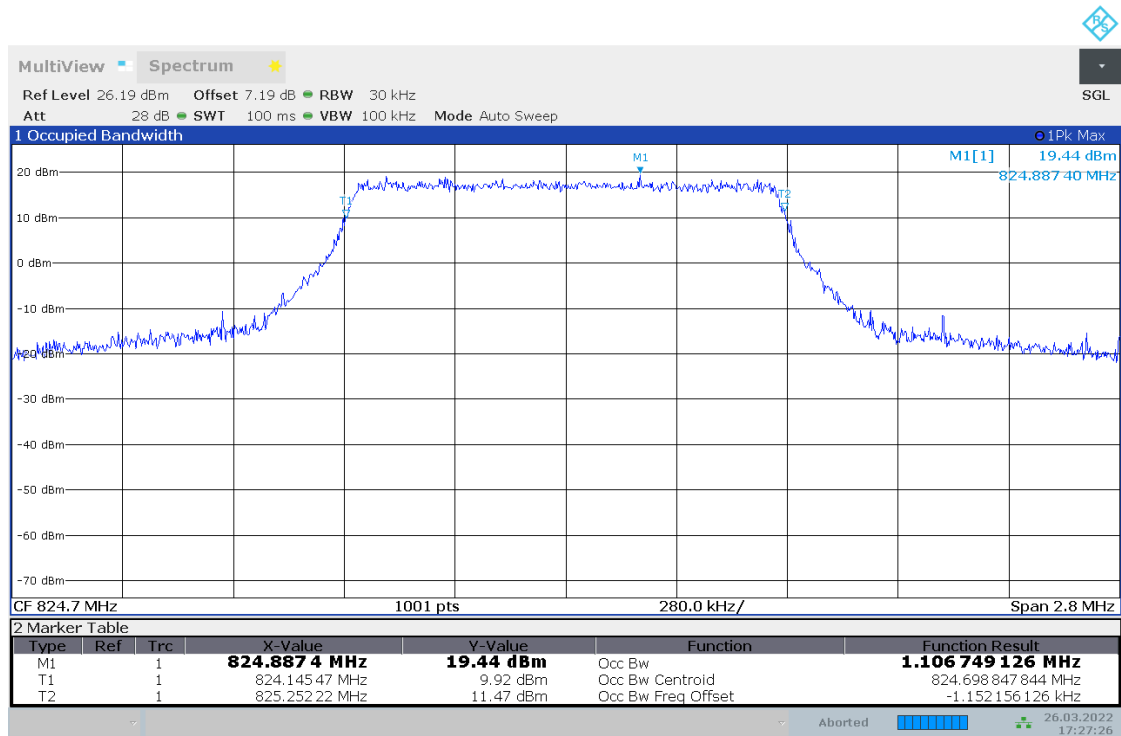
Occupied Bandwidth							
Test Mode	Test Bandwidth [MHz]	Test Channel	Test RB	Modulation	Occupied Bandwidth [MHz]	Emission Bandwidth [MHz]	Verdict
TM3	1.4	LCH	RB6#0	64QAM	1.11	1.35	PASS
		MCH	RB6#0	64QAM	1.11	1.38	PASS
		HCH	RB6#0	64QAM	1.11	1.35	PASS
	3	LCH	RB15#0	64QAM	2.71	3.03	PASS
		MCH	RB15#0	64QAM	2.71	3.04	PASS
		HCH	RB15#0	64QAM	2.70	3.04	PASS
	5	LCH	RB25#0	64QAM	4.53	5.13	PASS
		MCH	RB25#0	64QAM	4.52	5.16	PASS
		HCH	RB25#0	64QAM	4.52	5.12	PASS
	10	LCH	RB50#0	64QAM	9.01	10.03	PASS
		MCH	RB50#0	64QAM	9.00	10.07	PASS
		HCH	RB50#0	64QAM	9.01	10.05	PASS

## 4.2 Test Plots

### 4.2.1 TM1\_1.4MHz\_LCH\_RB6#0

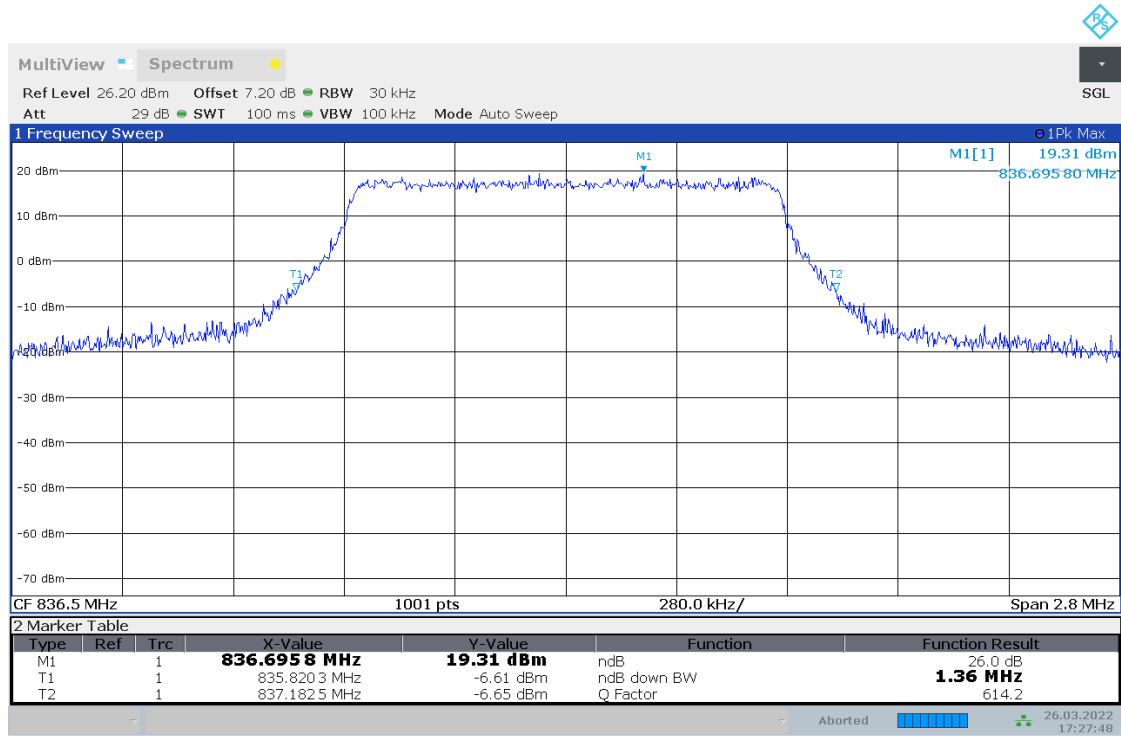


17:27:22 26.03.2022

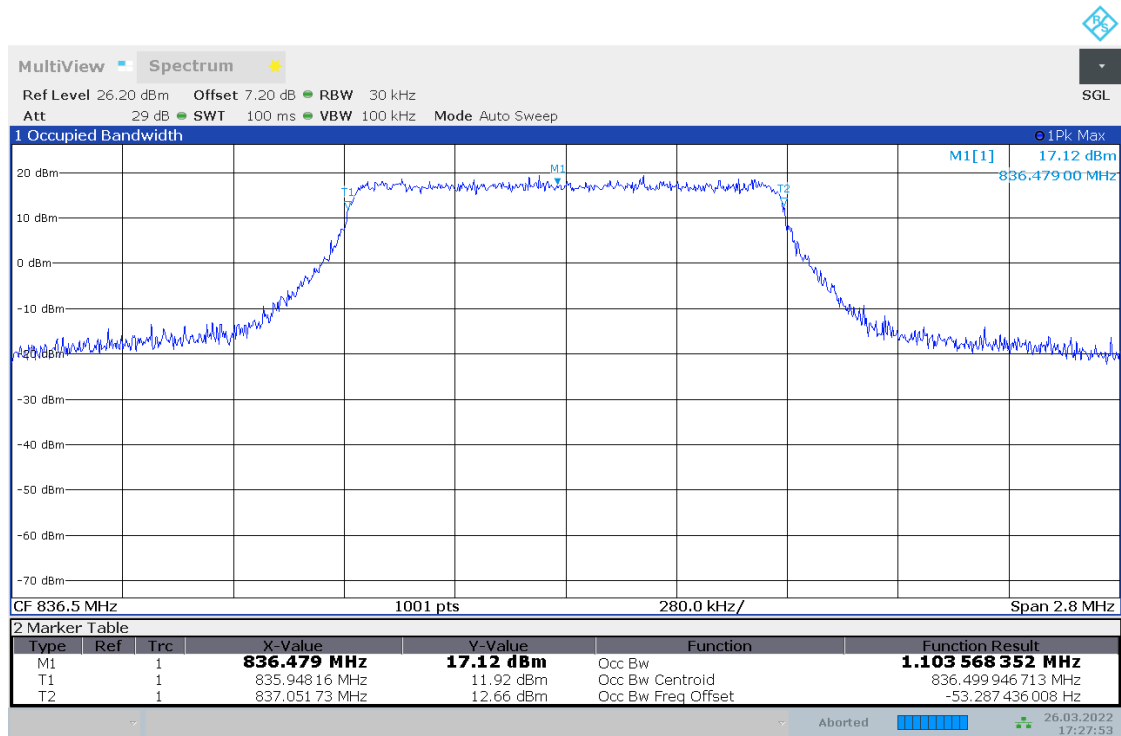


17:27:27 26.03.2022

## 4.2.2 TM1\_1.4MHz\_MCH\_RB6#0

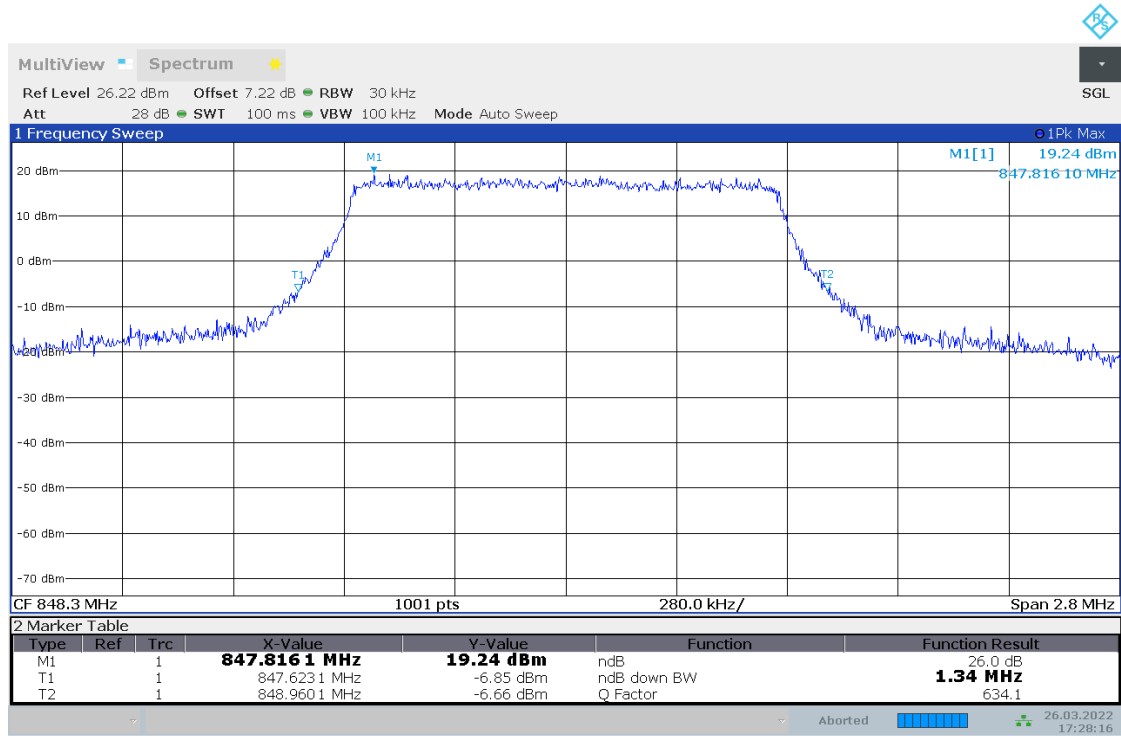


17:27:49 26.03.2022

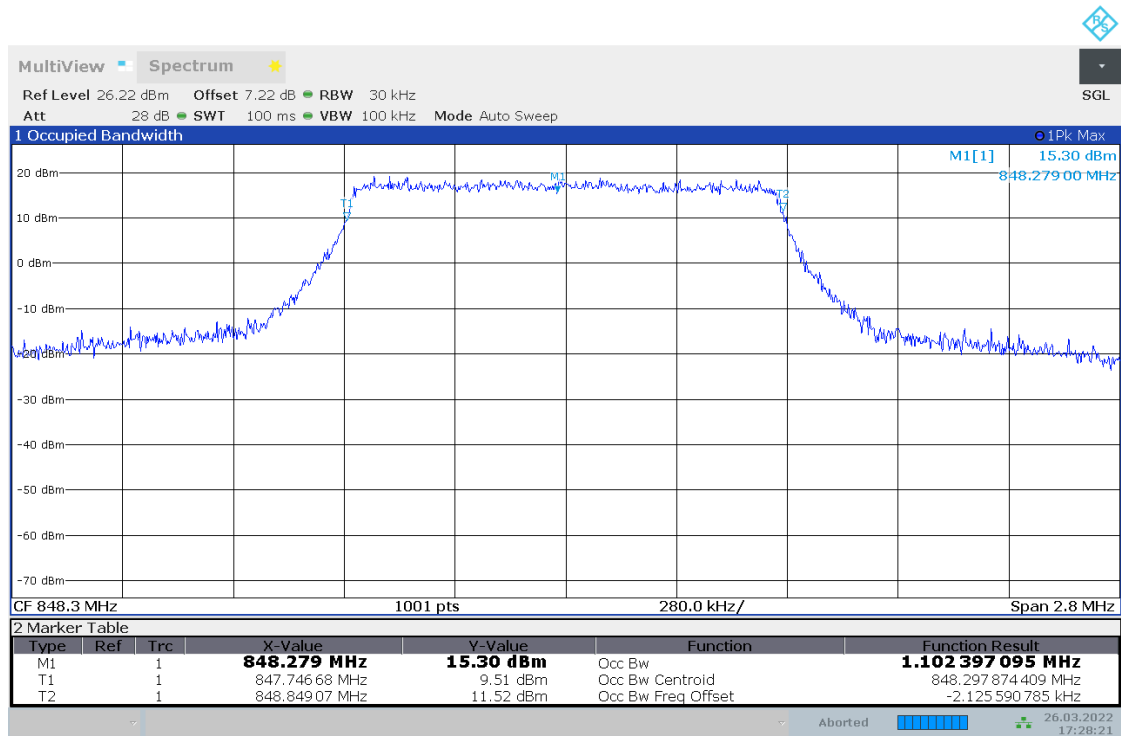


17:27:54 26.03.2022

### 4.2.3 TM1\_1.4MHz\_HCH\_RB6#0

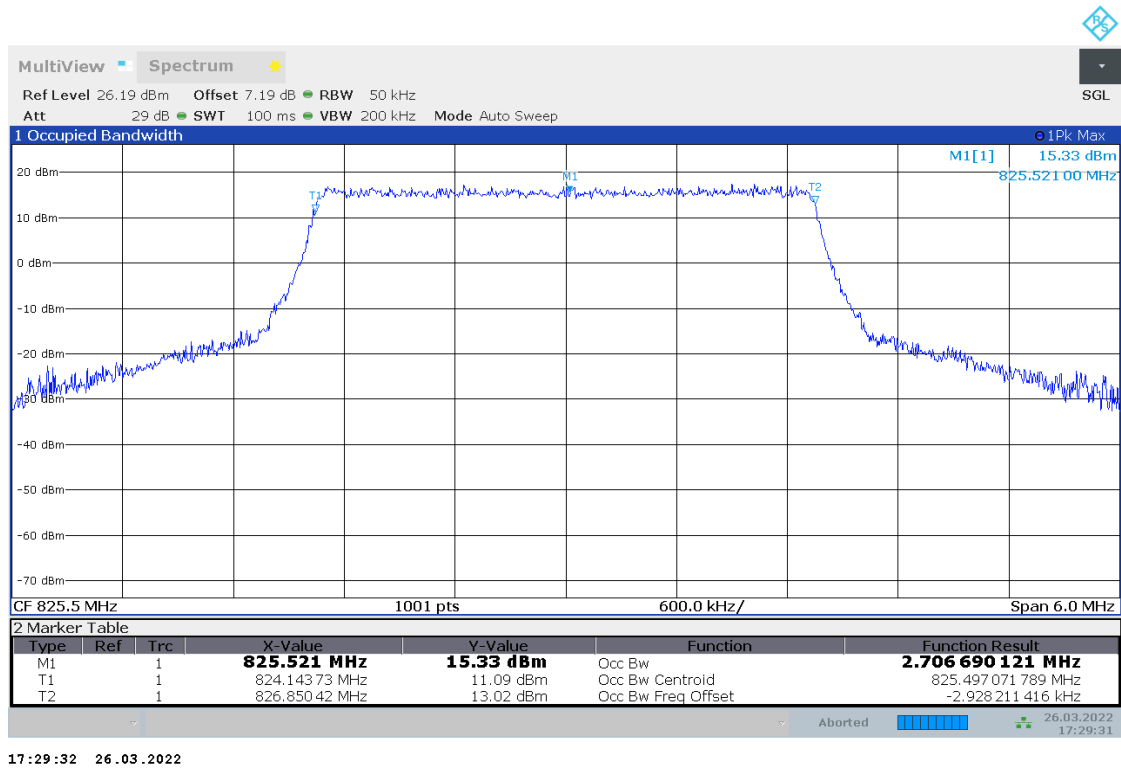
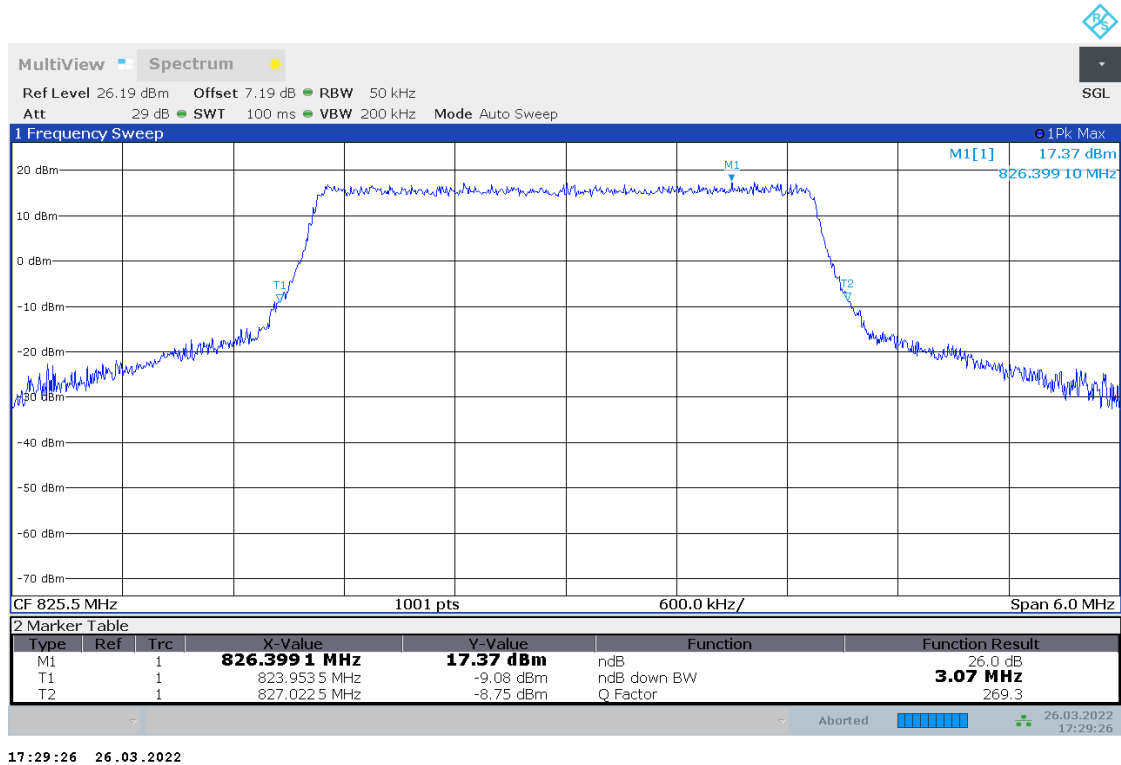


17:28:16 26.03.2022

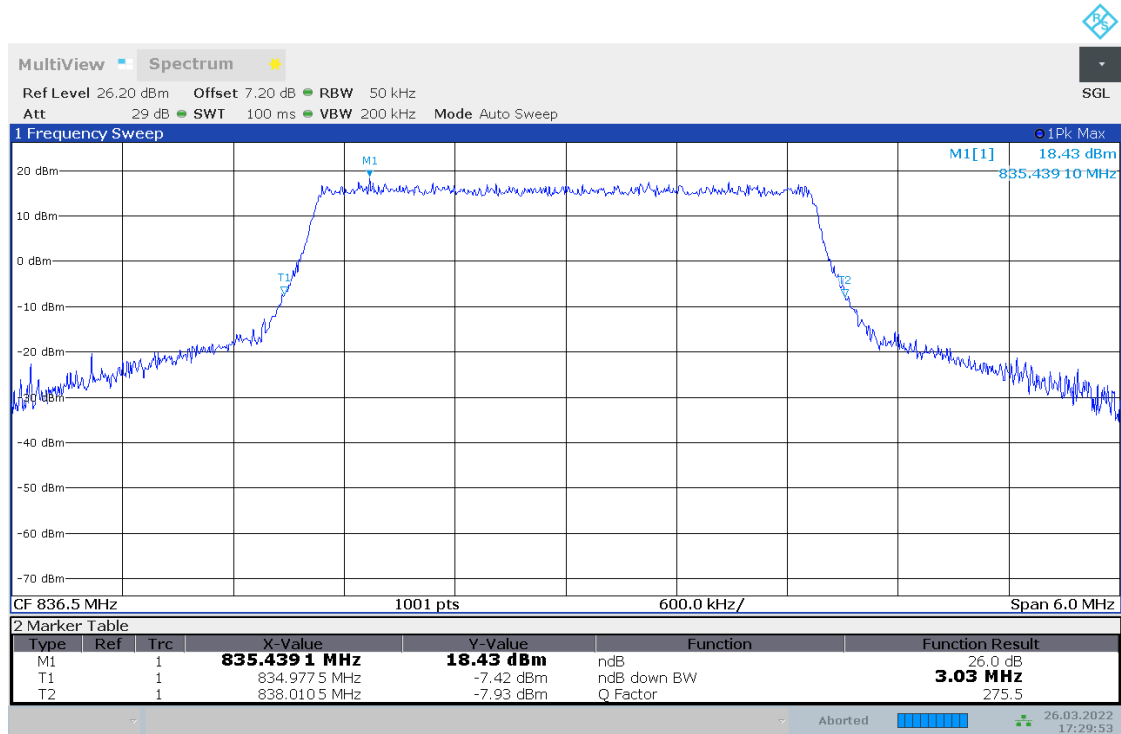


17:28:22 26.03.2022

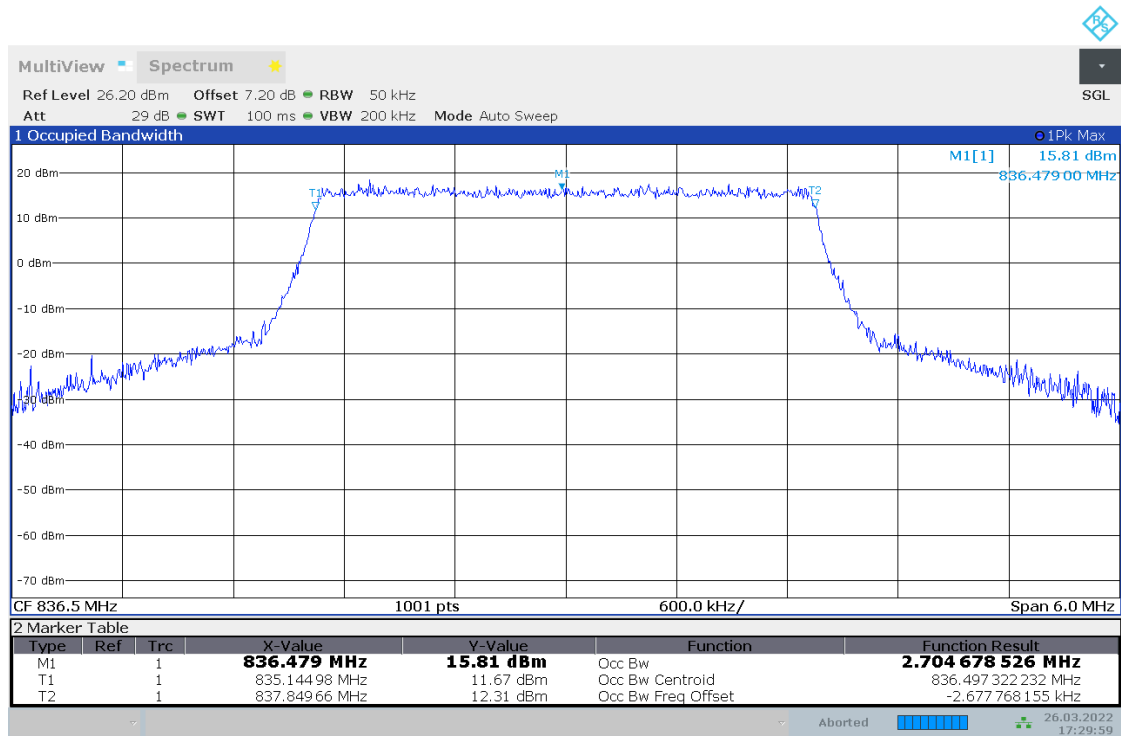
## 4.2.4 TM1\_3MHz\_LCH\_RB15#0



## 4.2.5 TM1\_3MHz\_MCH\_RB15#0



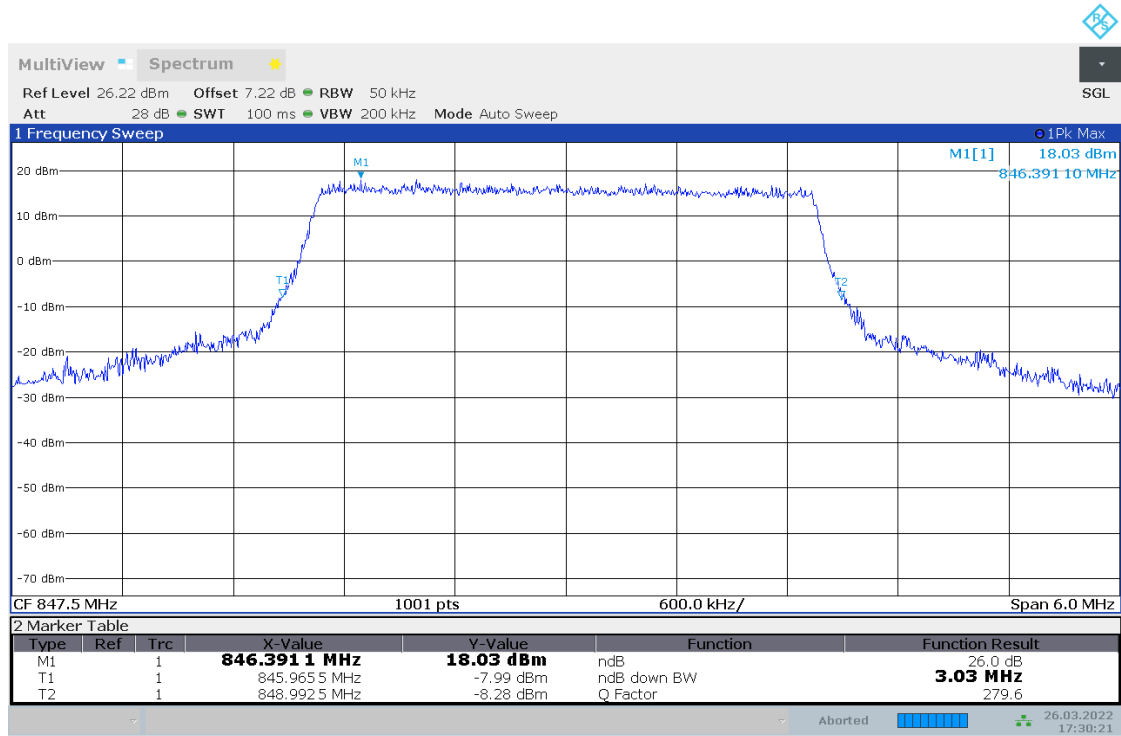
17:29:53 26.03.2022



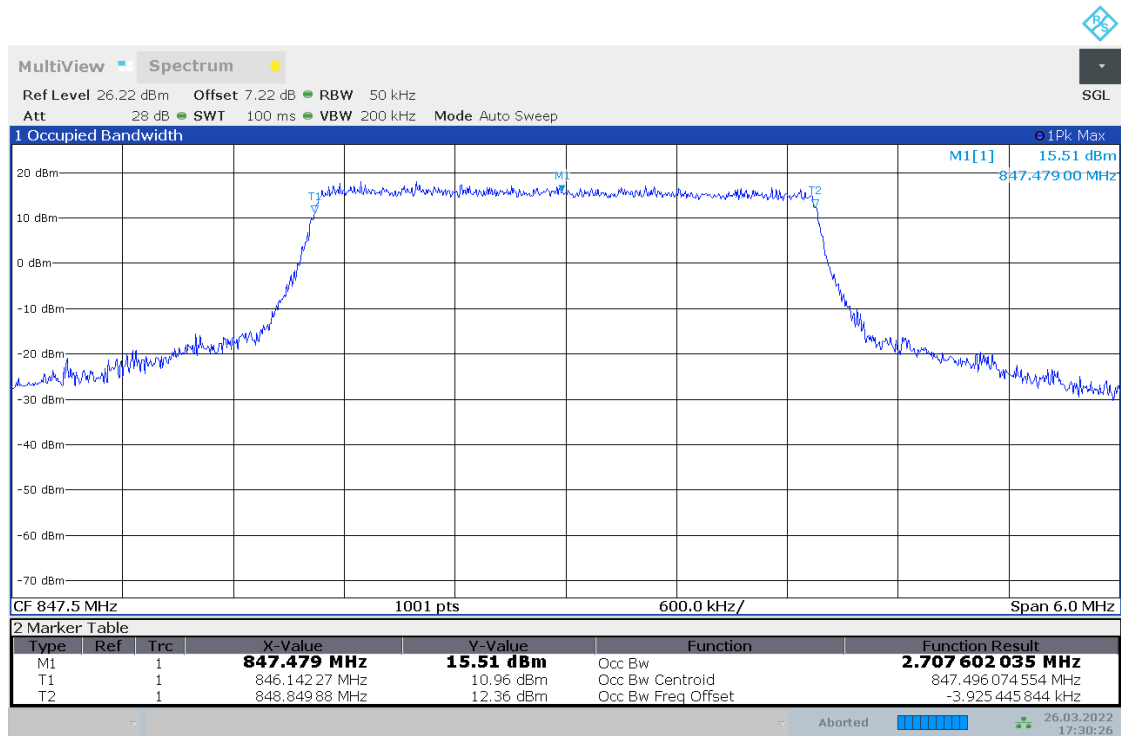
17:29:59 26.03.2022



## 4.2.6 TM1\_3MHz\_HCH\_RB15#0

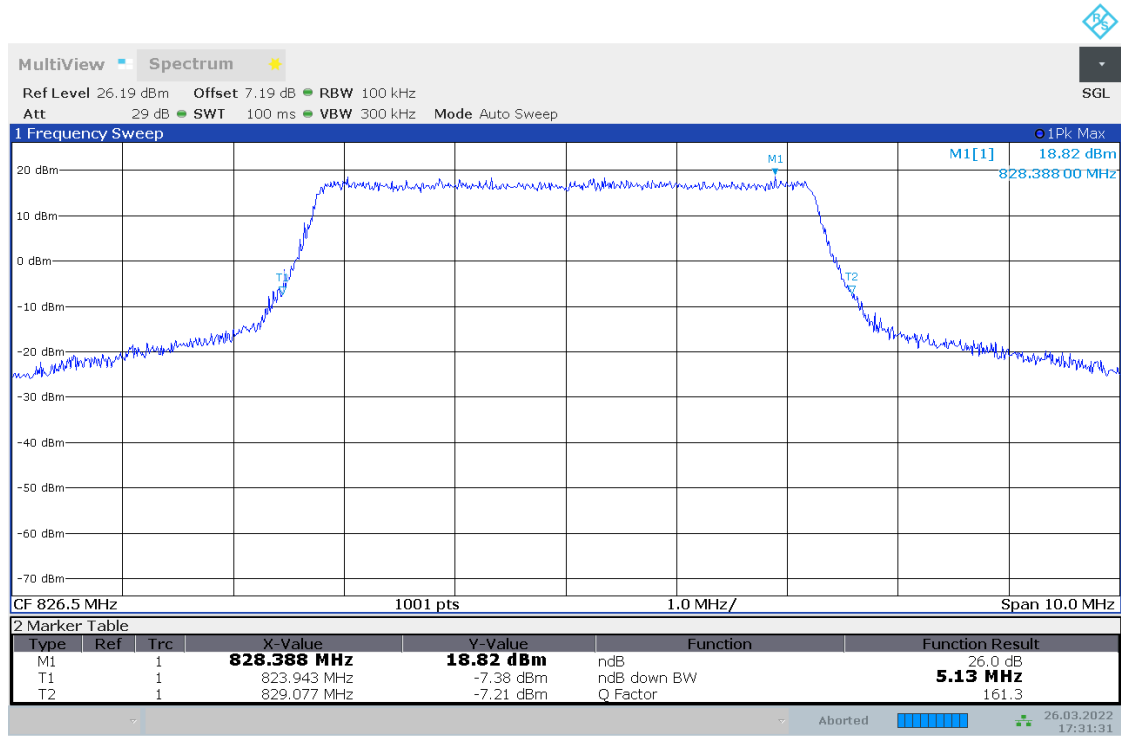


17:30:21 26.03.2022

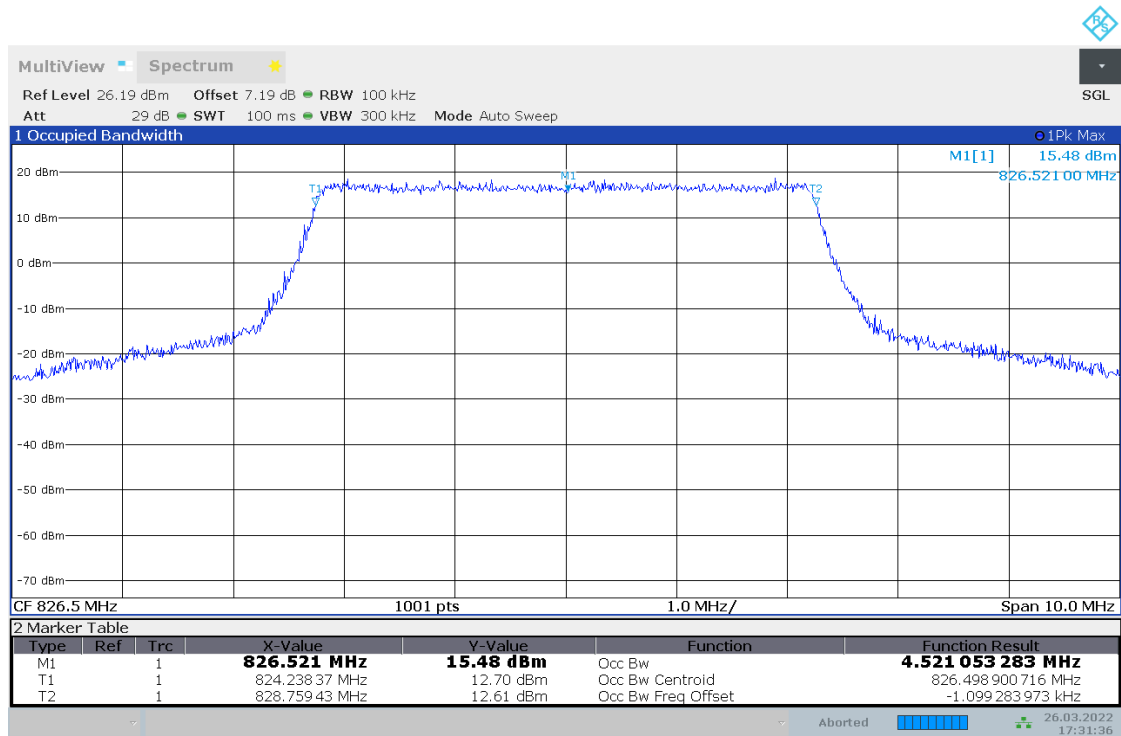


17:30:26 26.03.2022

## 4.2.7 TM1\_5MHz\_LCH\_RB25#0

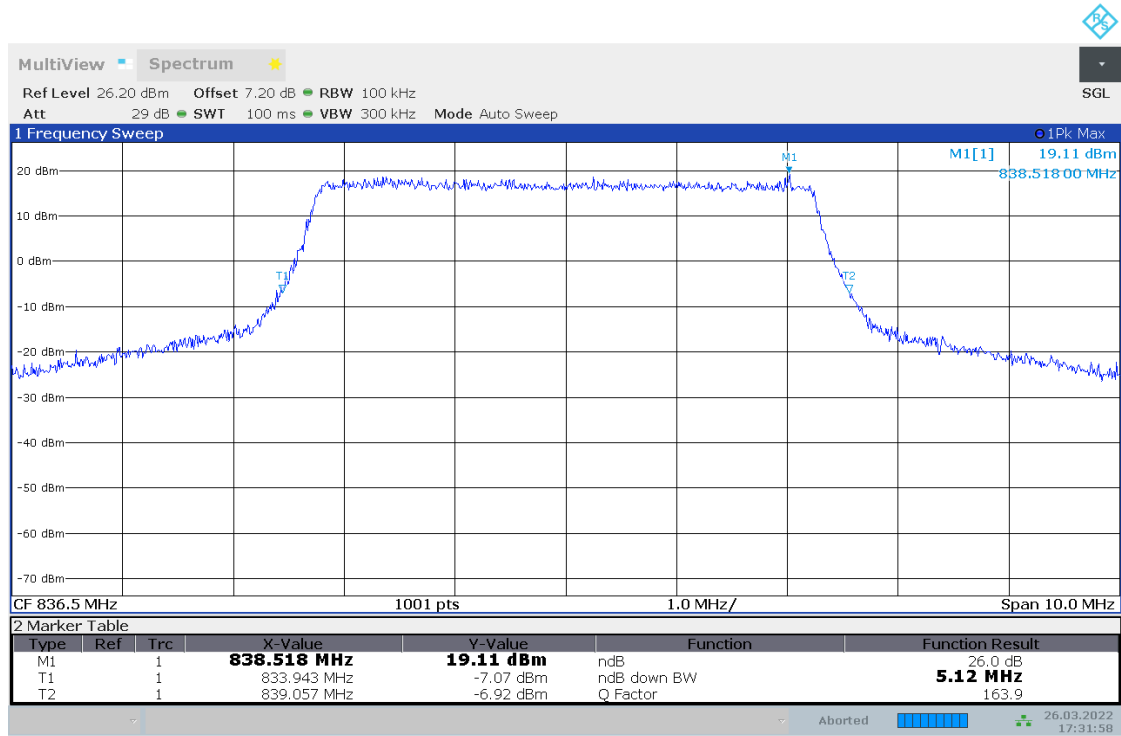


17:31:31 26.03.2022

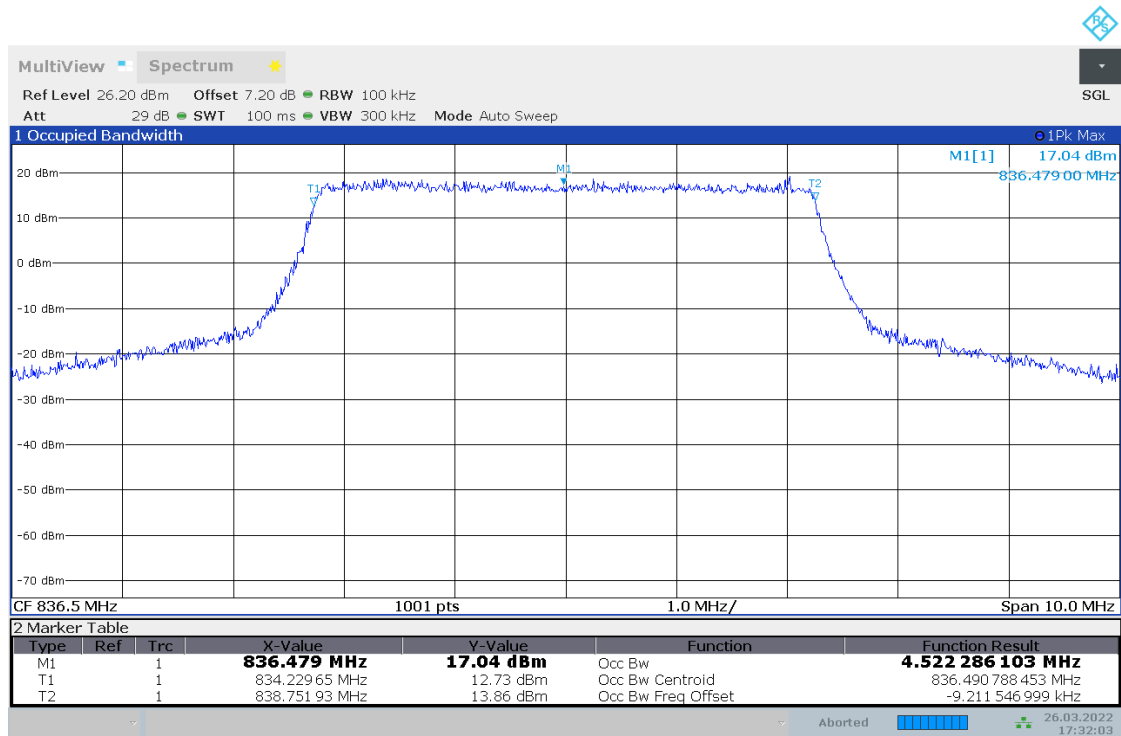


17:31:36 26.03.2022

## 4.2.8 TM1\_5MHz\_MCH\_RB25#0

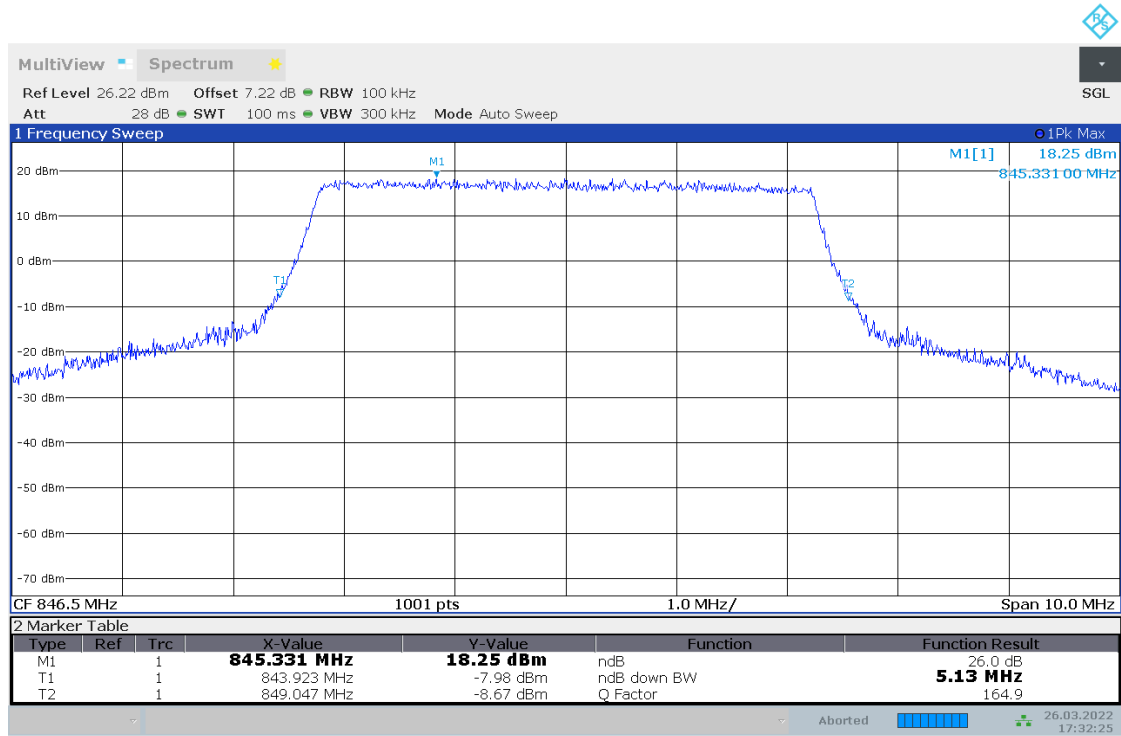


17:31:58 26.03.2022

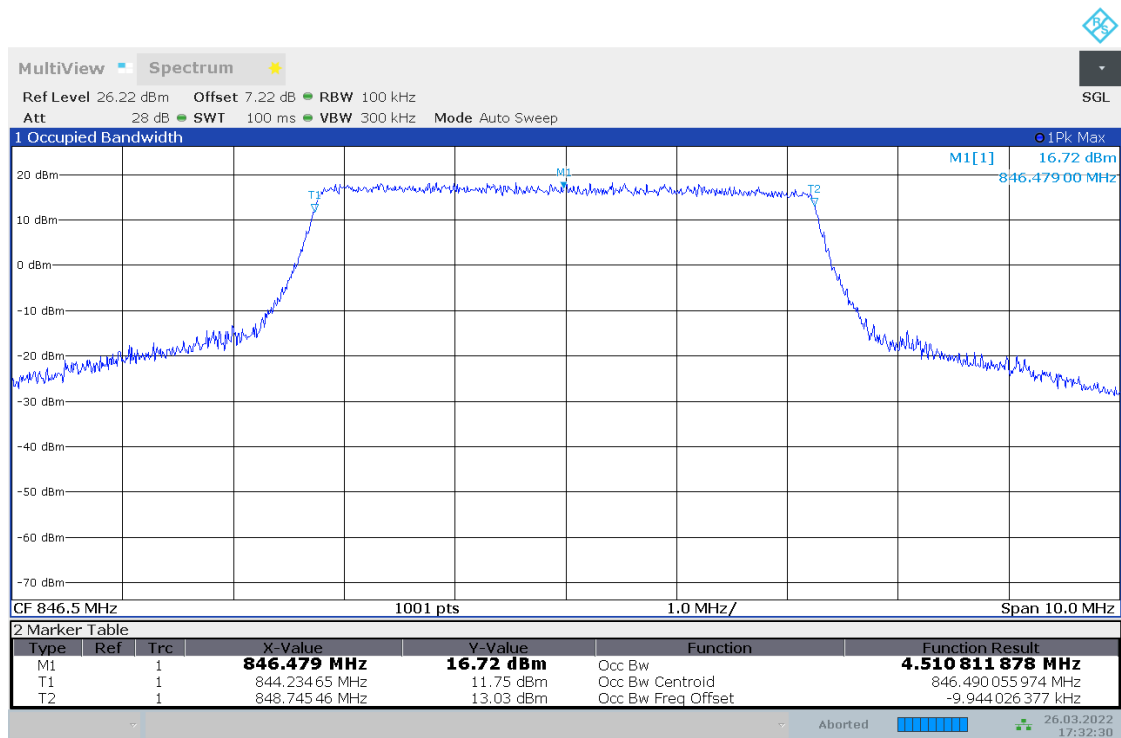


17:32:03 26.03.2022

## 4.2.9 TM1\_5MHz\_HCH\_RB25#0

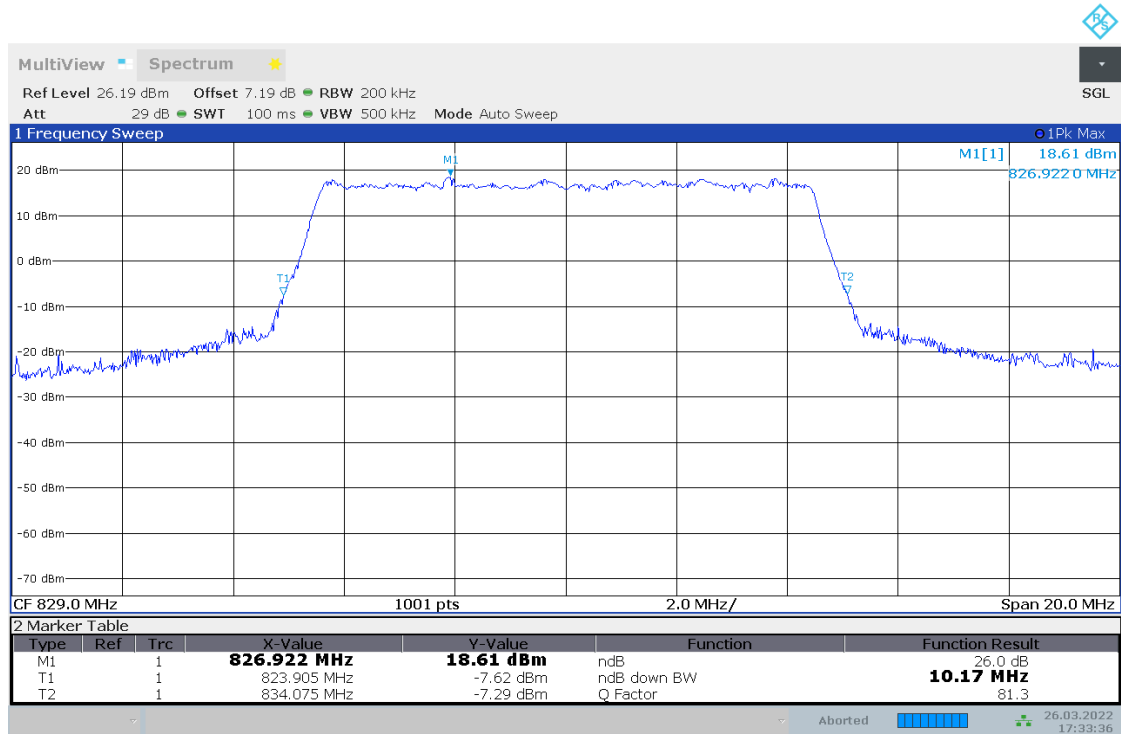


17:32:25 26.03.2022

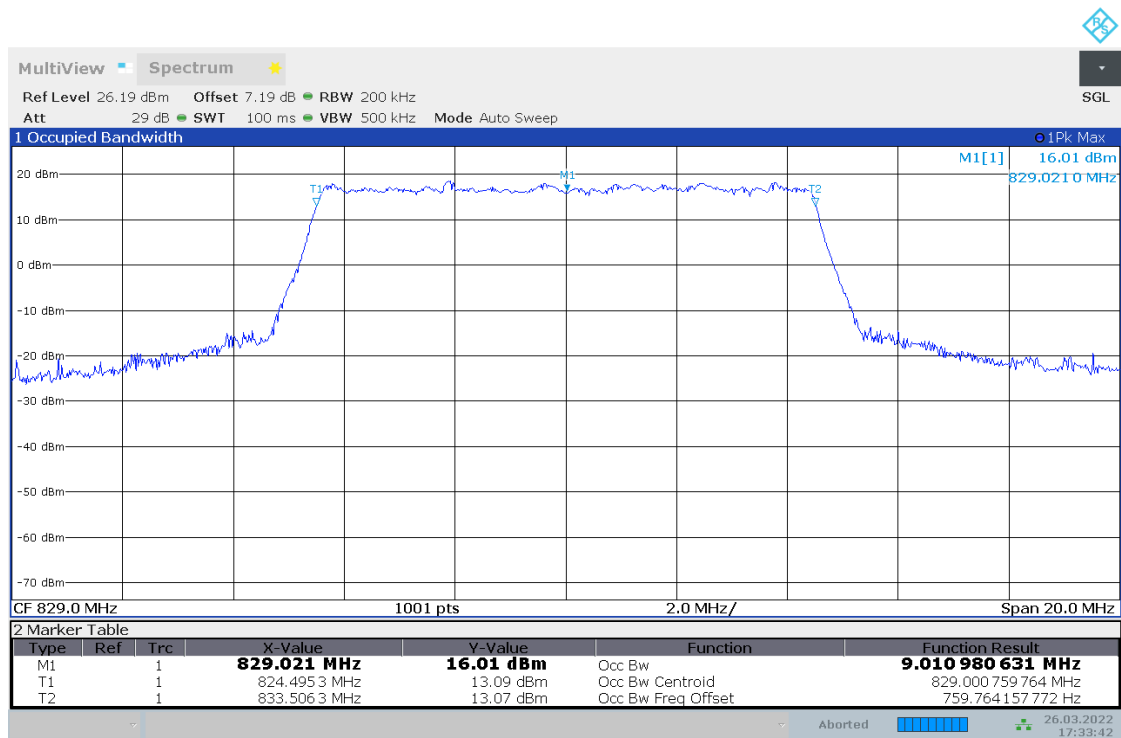


17:32:31 26.03.2022

## 4.2.10 TM1\_10MHz\_LCH\_RB50#0

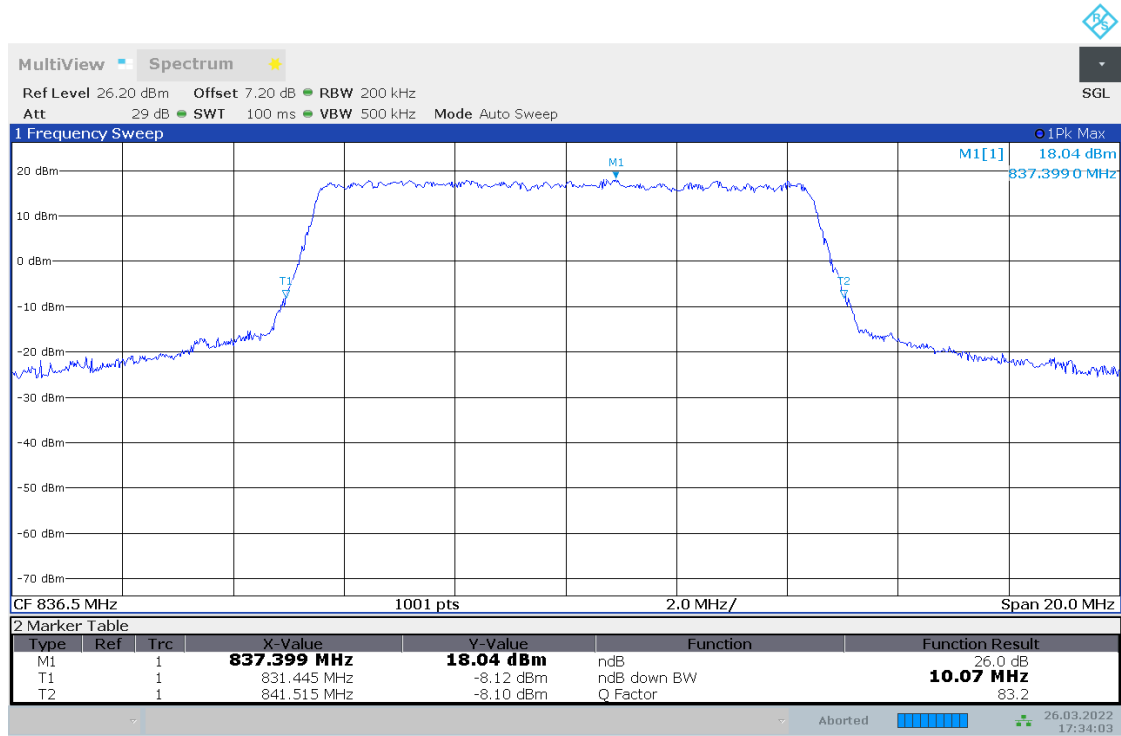


17:33:37 26.03.2022

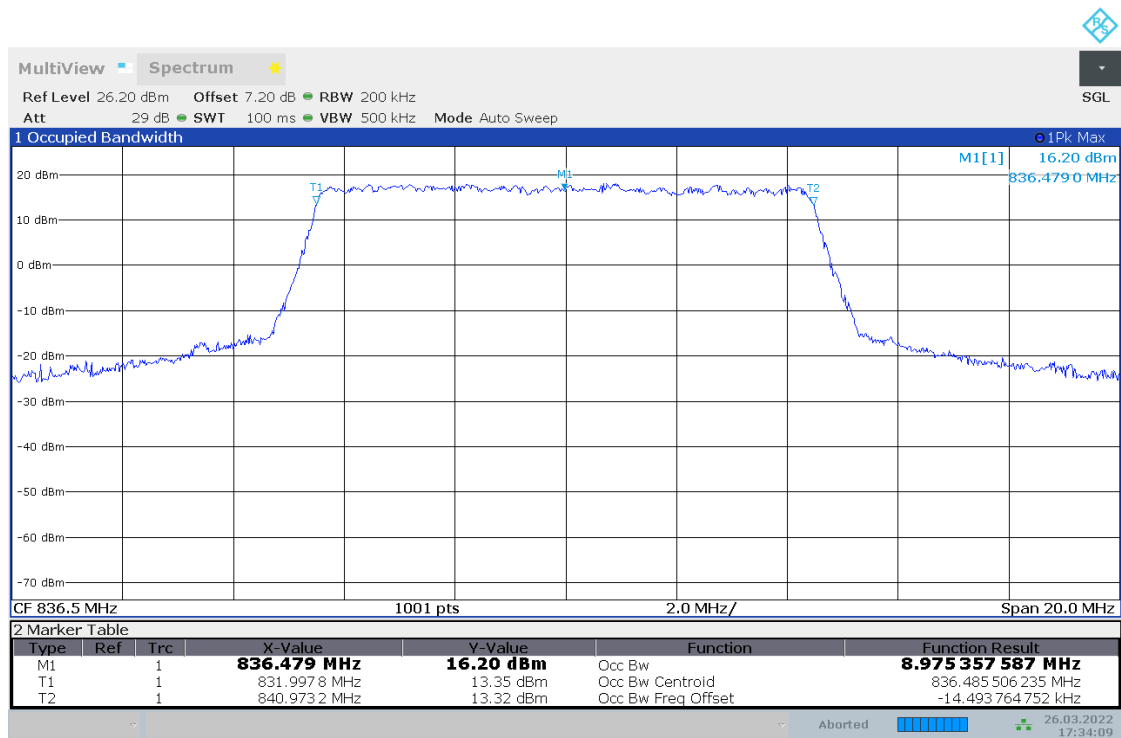


17:33:42 26.03.2022

## 4.2.11 TM1\_10MHz\_MCH\_RB50#0

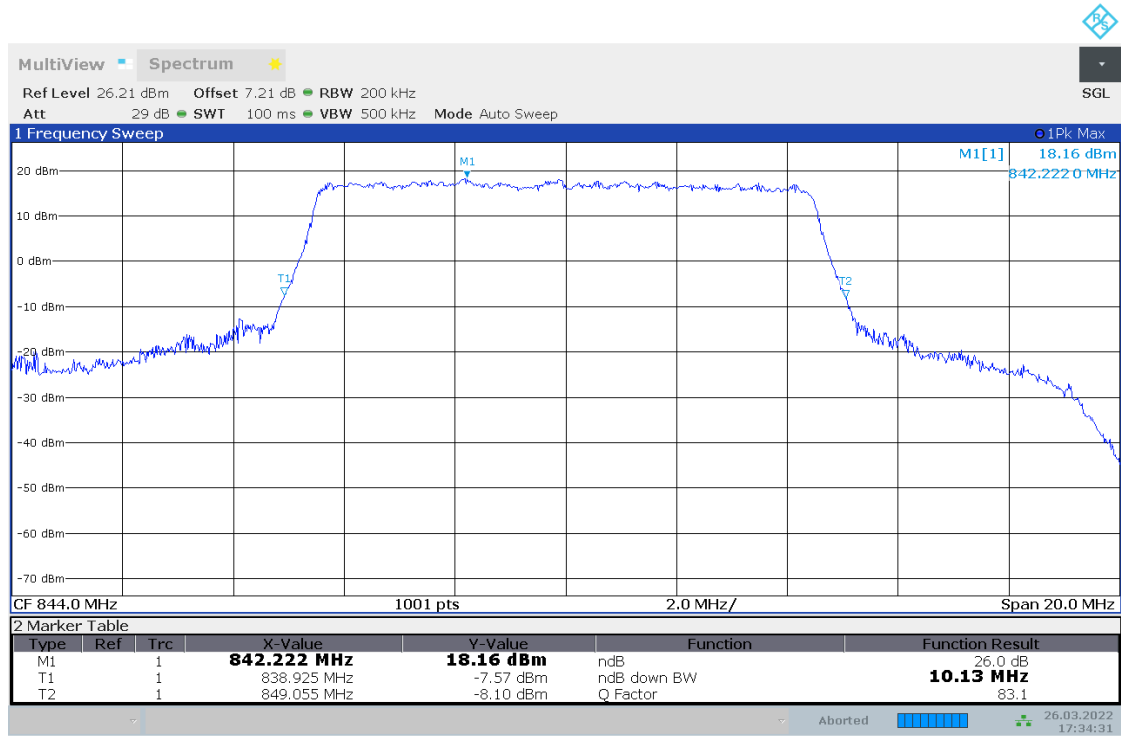


17:34:04 26.03.2022

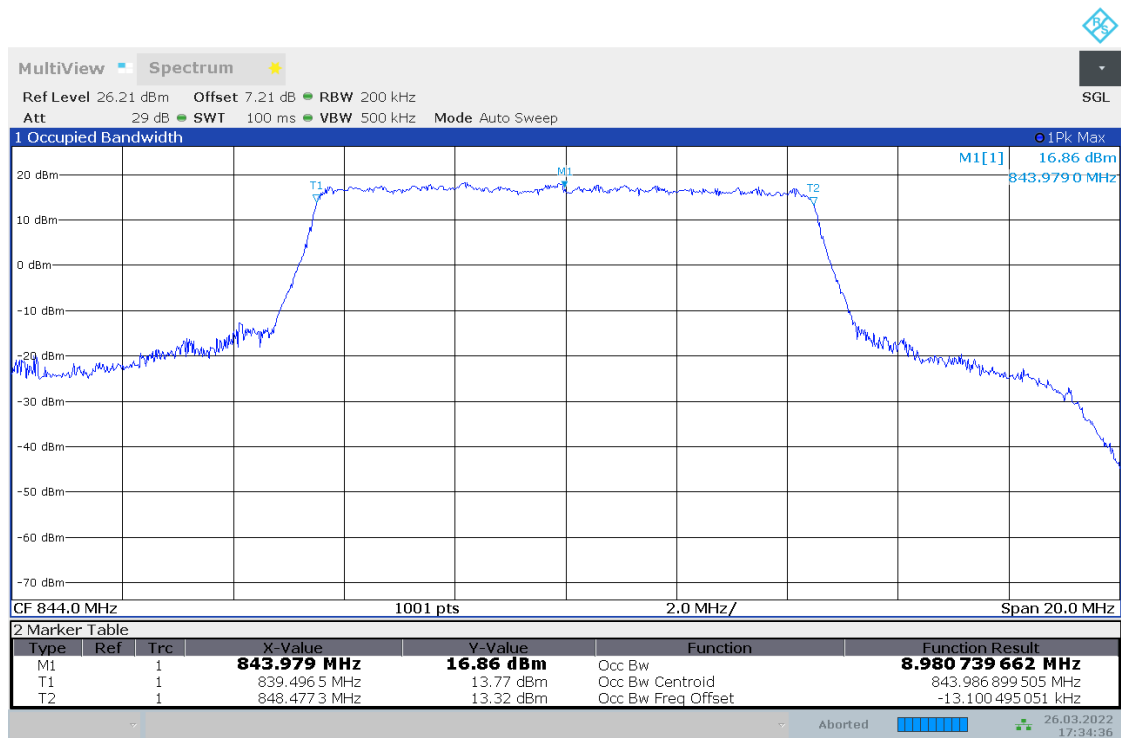


17:34:09 26.03.2022

## 4.2.12 TM1\_10MHz\_HCH\_RB50#0

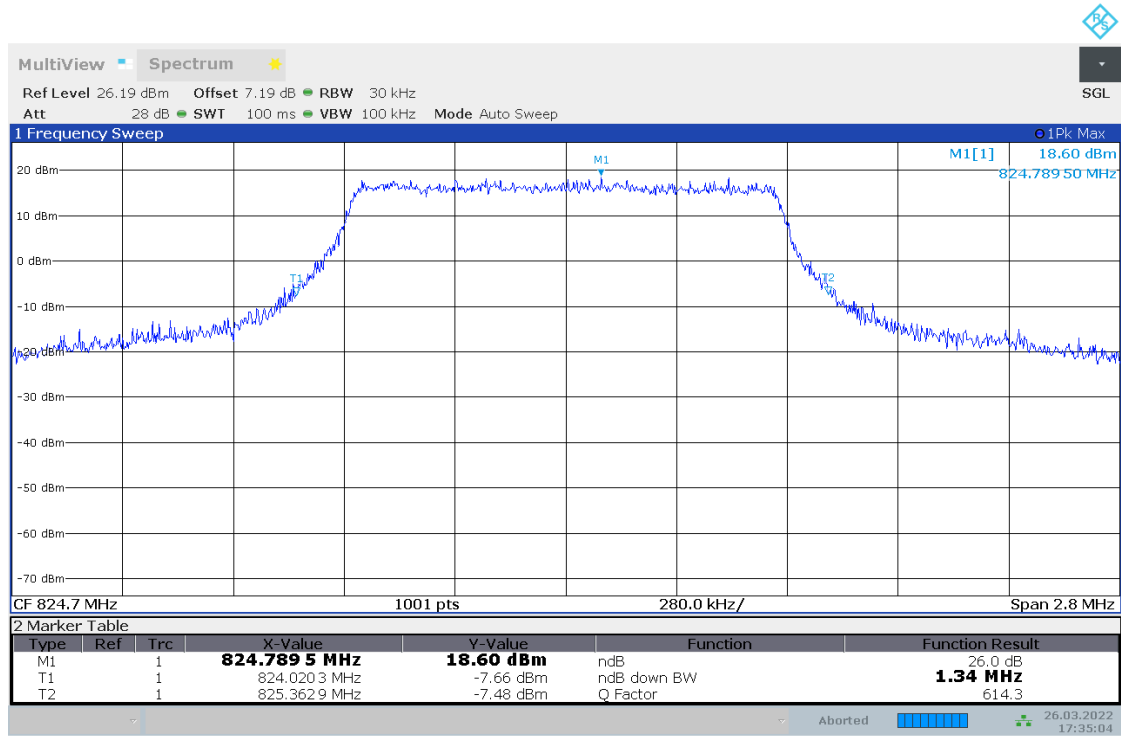


17:34:31 26.03.2022

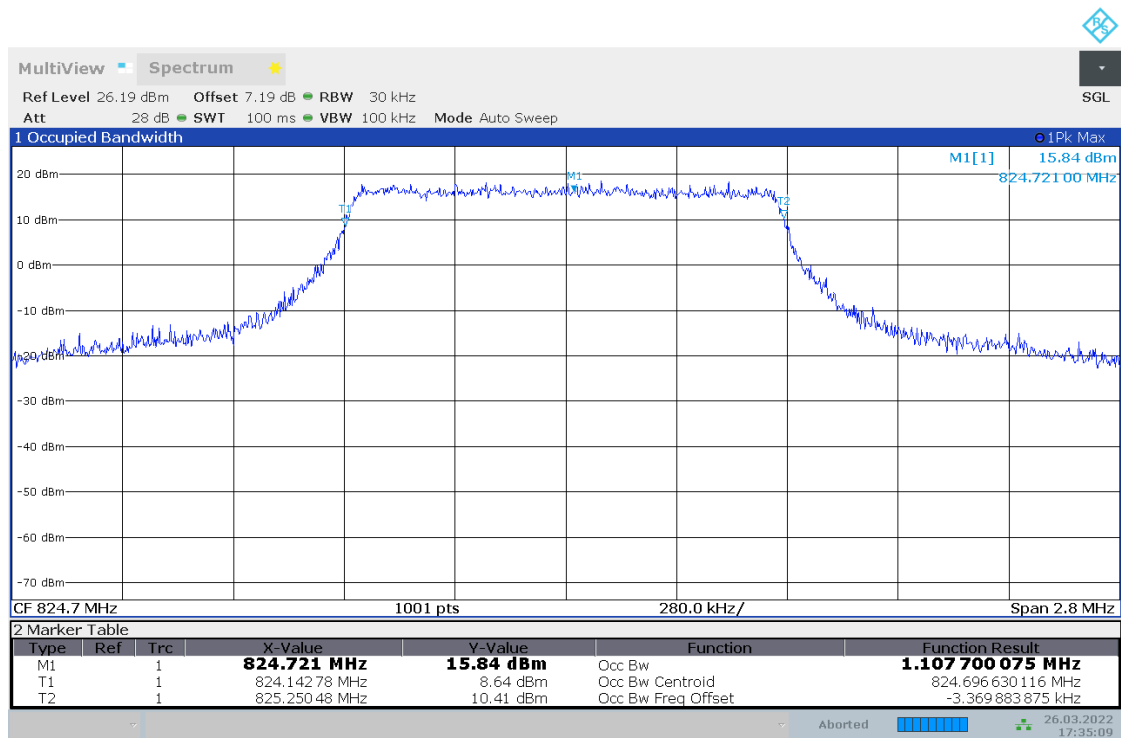


17:34:36 26.03.2022

## 4.2.13 TM2\_1.4MHz\_LCH\_RB6#0



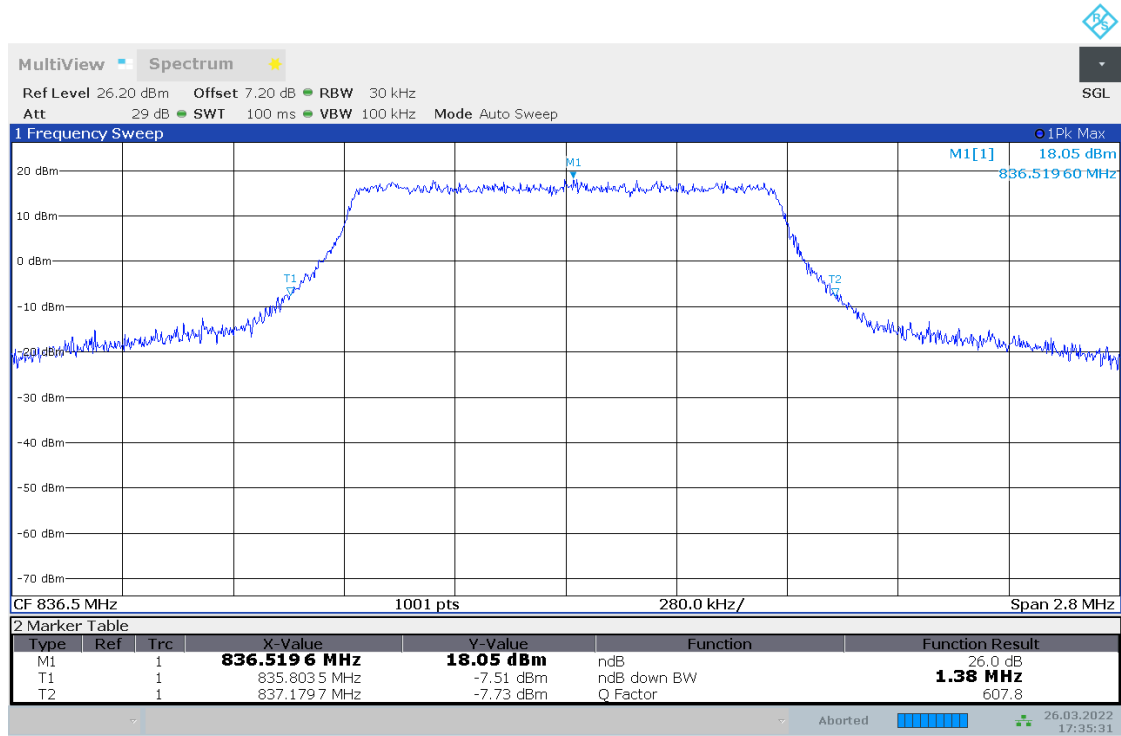
17:35:04 26.03.2022



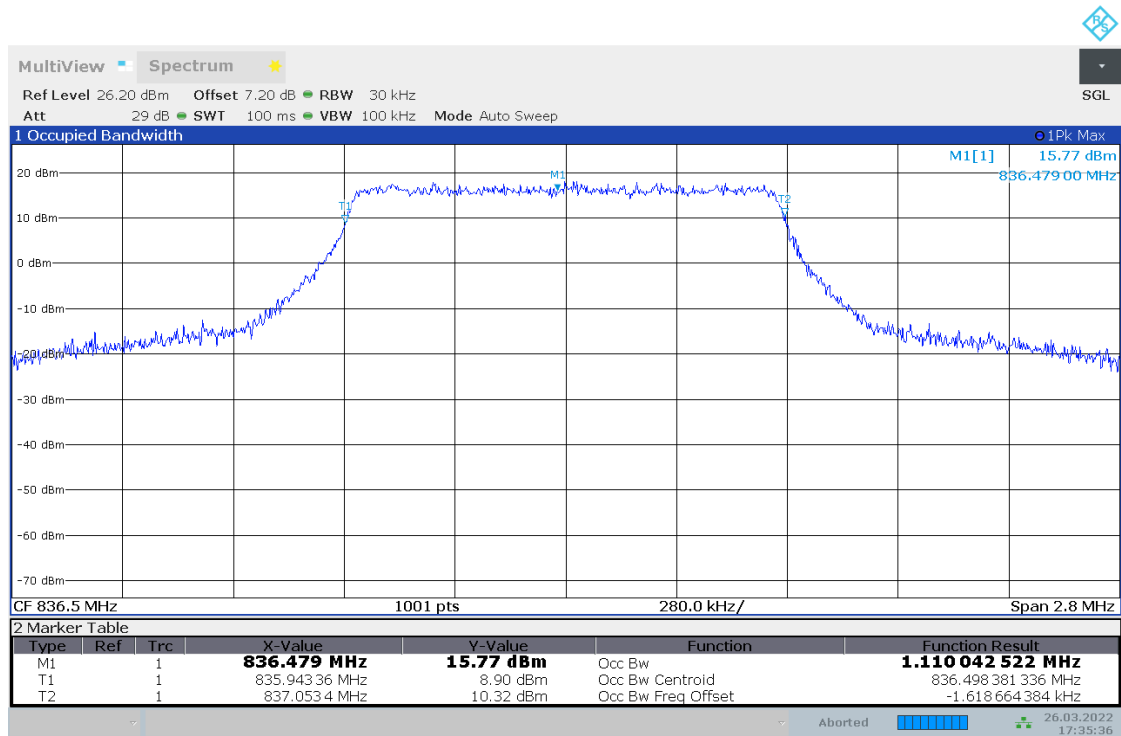
17:35:10 26.03.2022



## 4.2.14 TM2\_1.4MHz\_MCH\_RB6#0

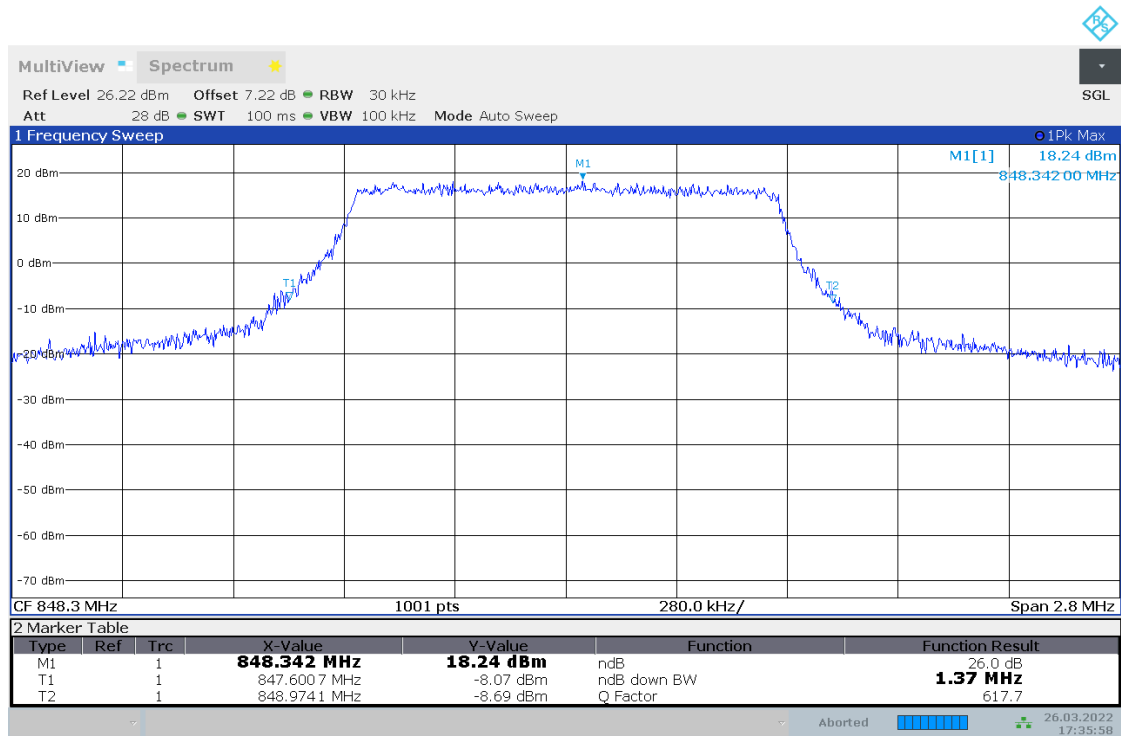


17:35:31 26.03.2022

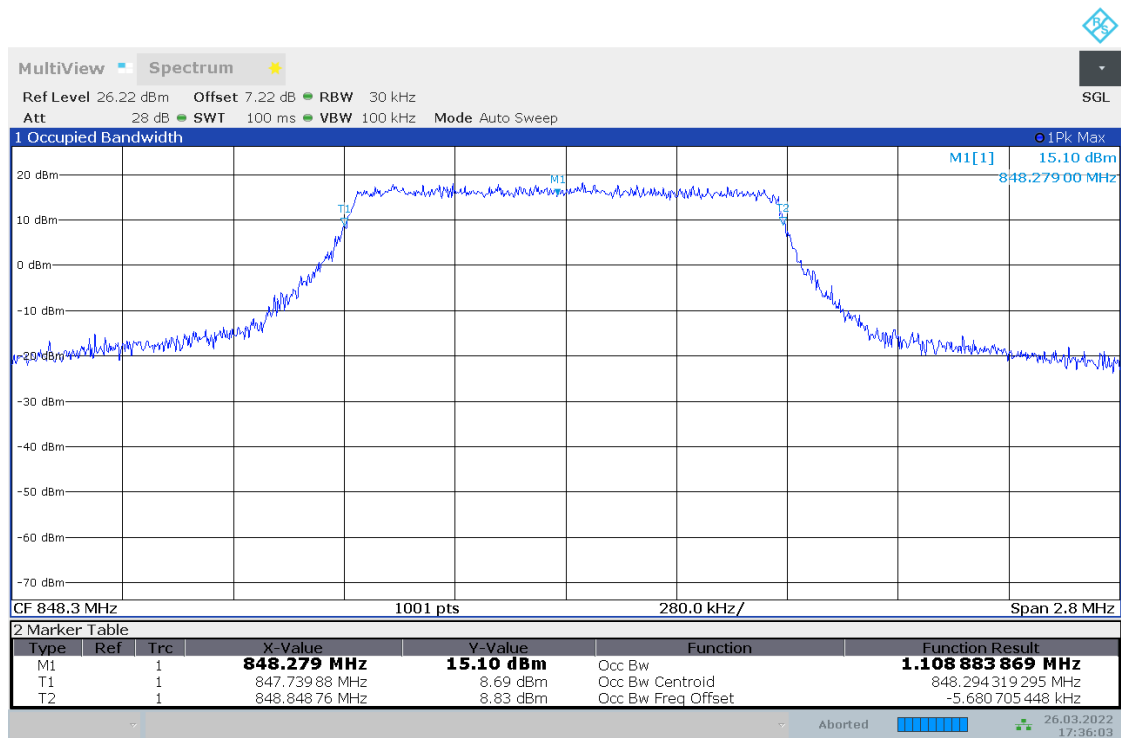


17:35:37 26.03.2022

## 4.2.15 TM2\_1.4MHz\_HCH\_RB6#0

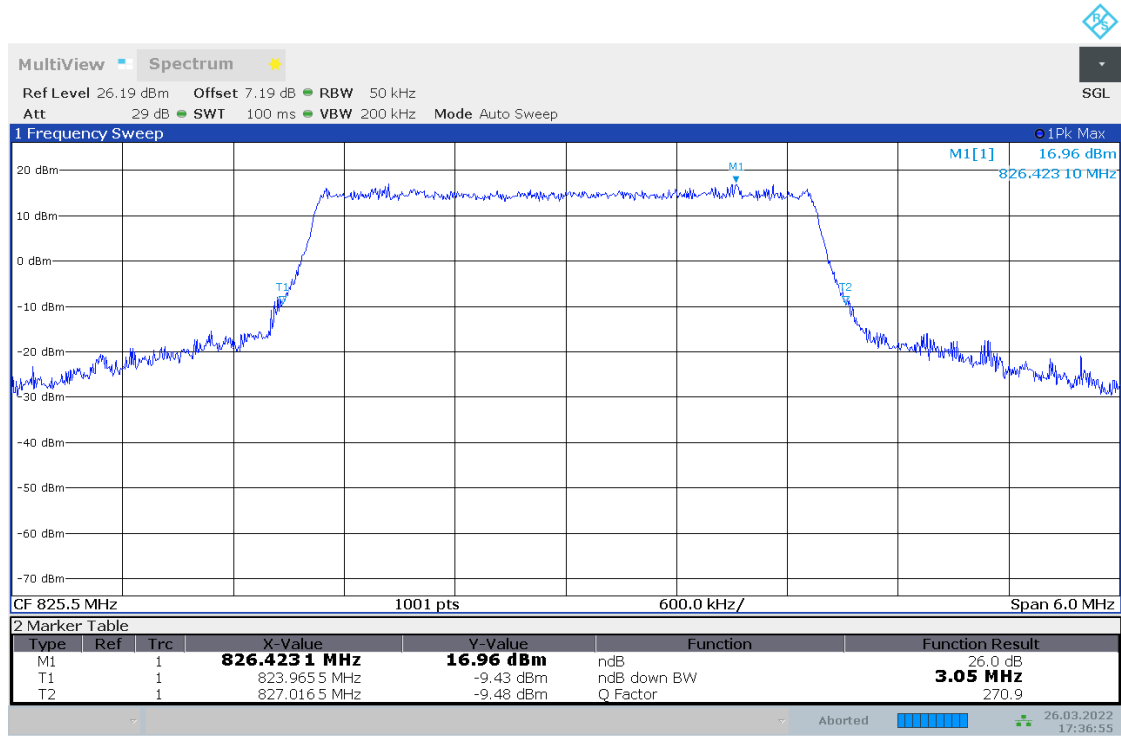


17:35:58 26.03.2022

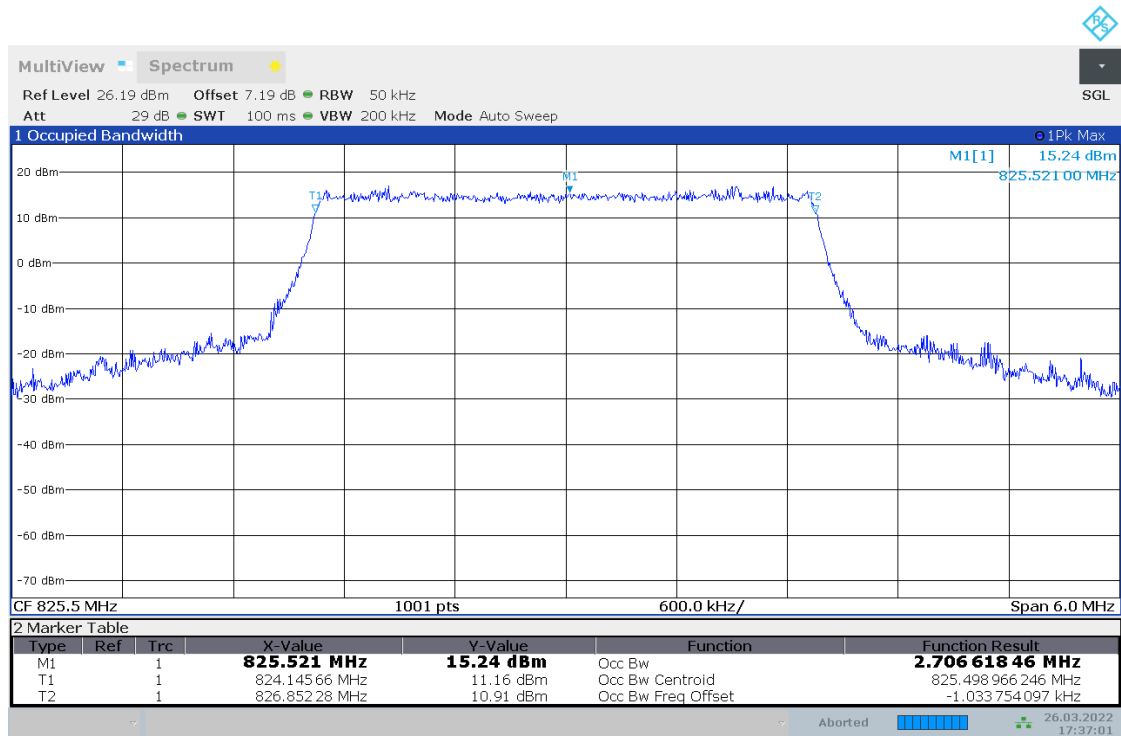


17:36:04 26.03.2022

## 4.2.16 TM2\_3MHz\_LCH\_RB15#0

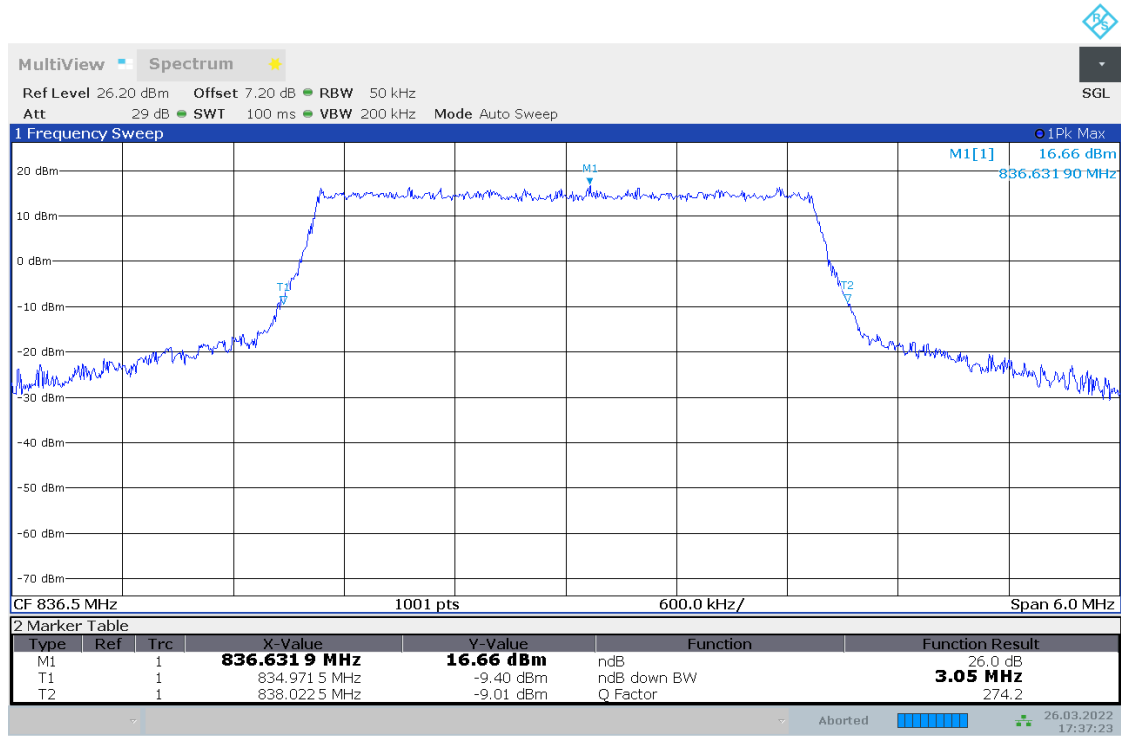


17:36:56 26.03.2022

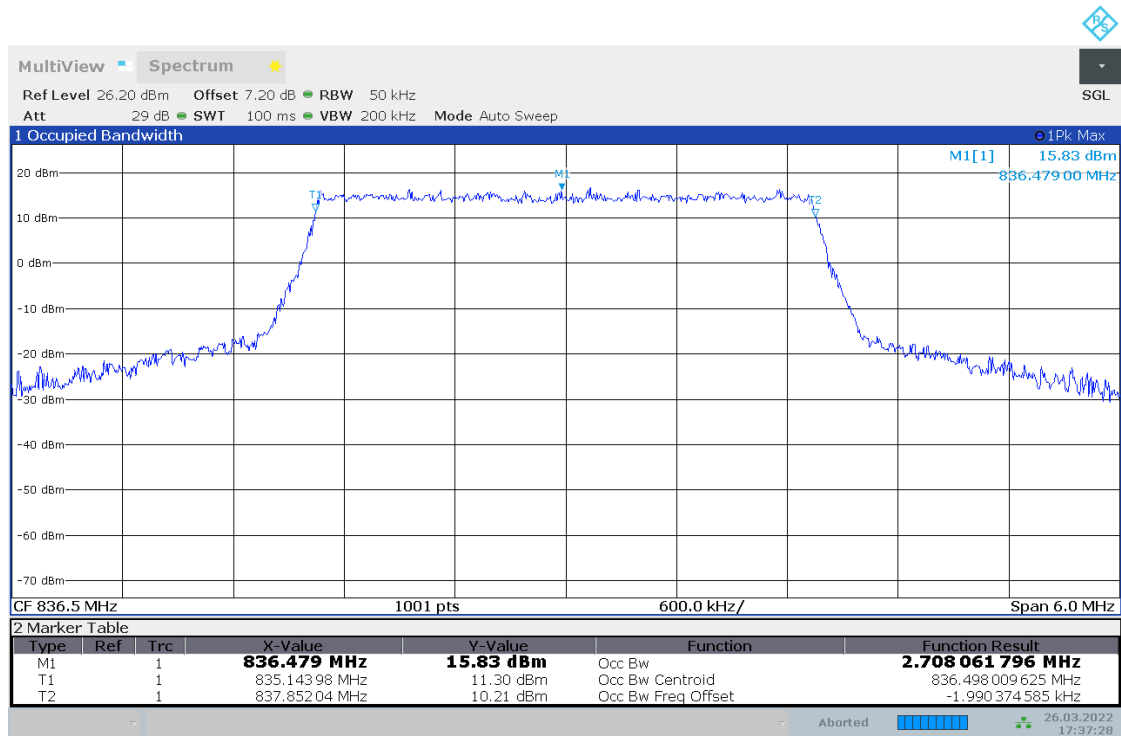


17:37:01 26.03.2022

## 4.2.17 TM2\_3MHz\_MCH\_RB15#0

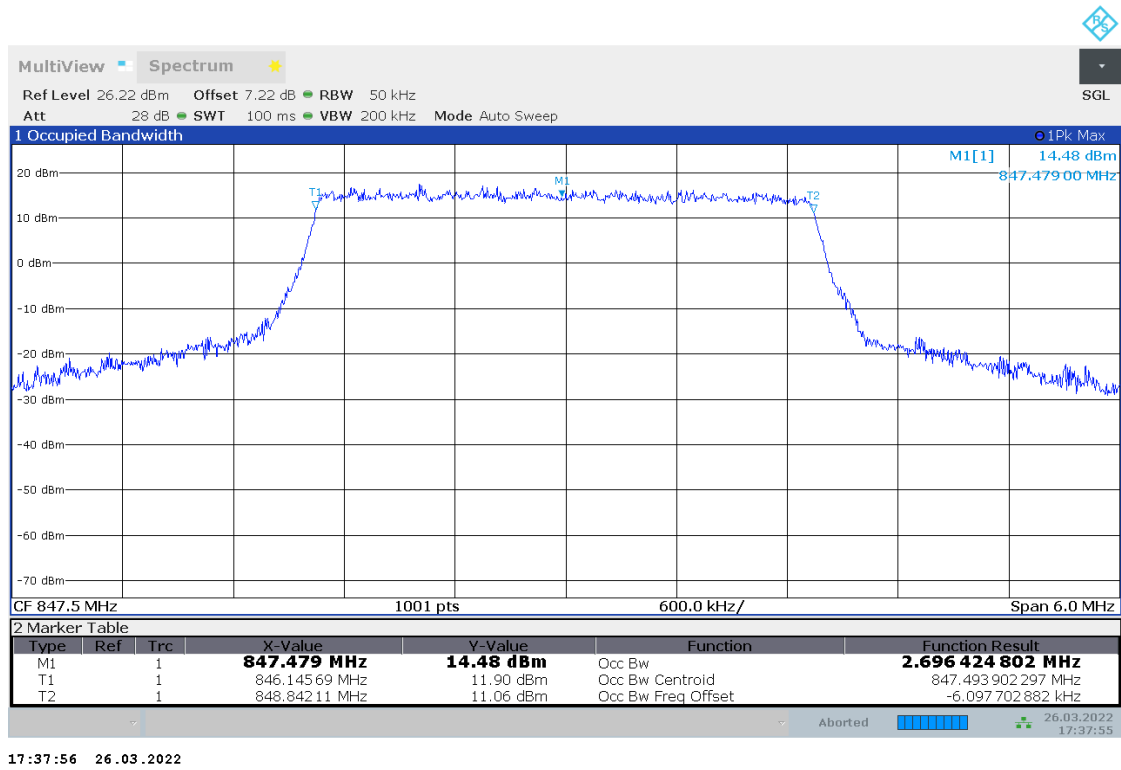
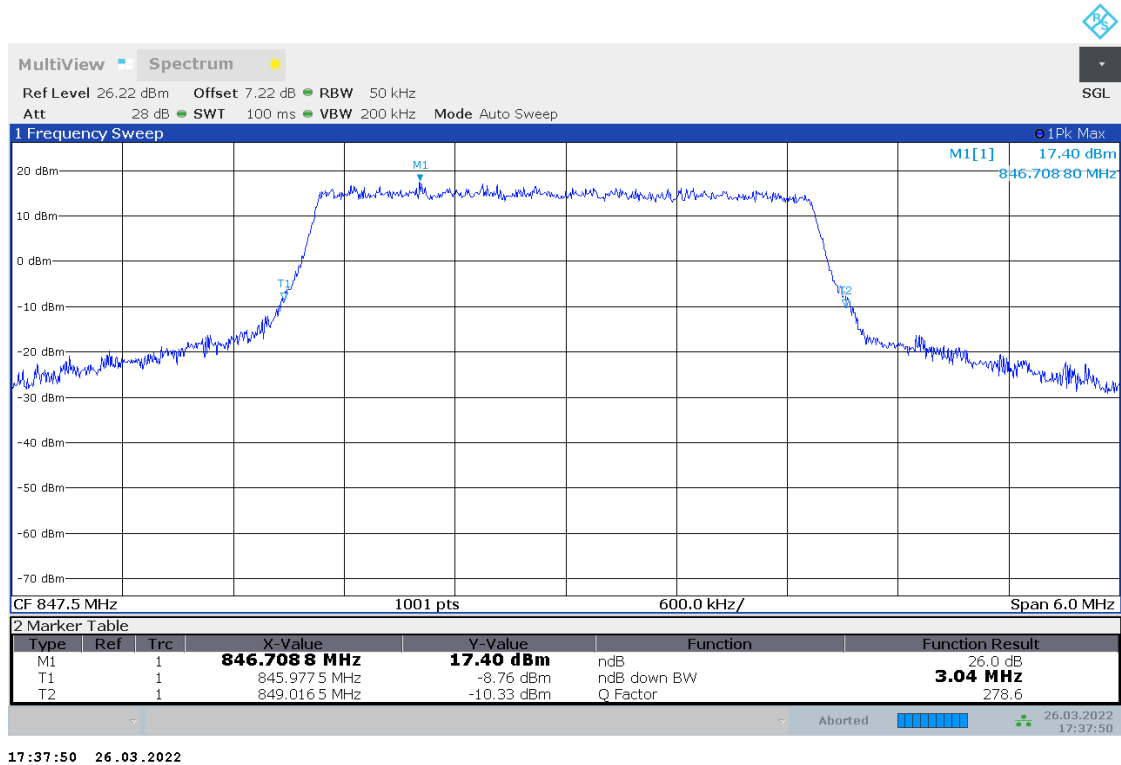


17:37:23 26.03.2022

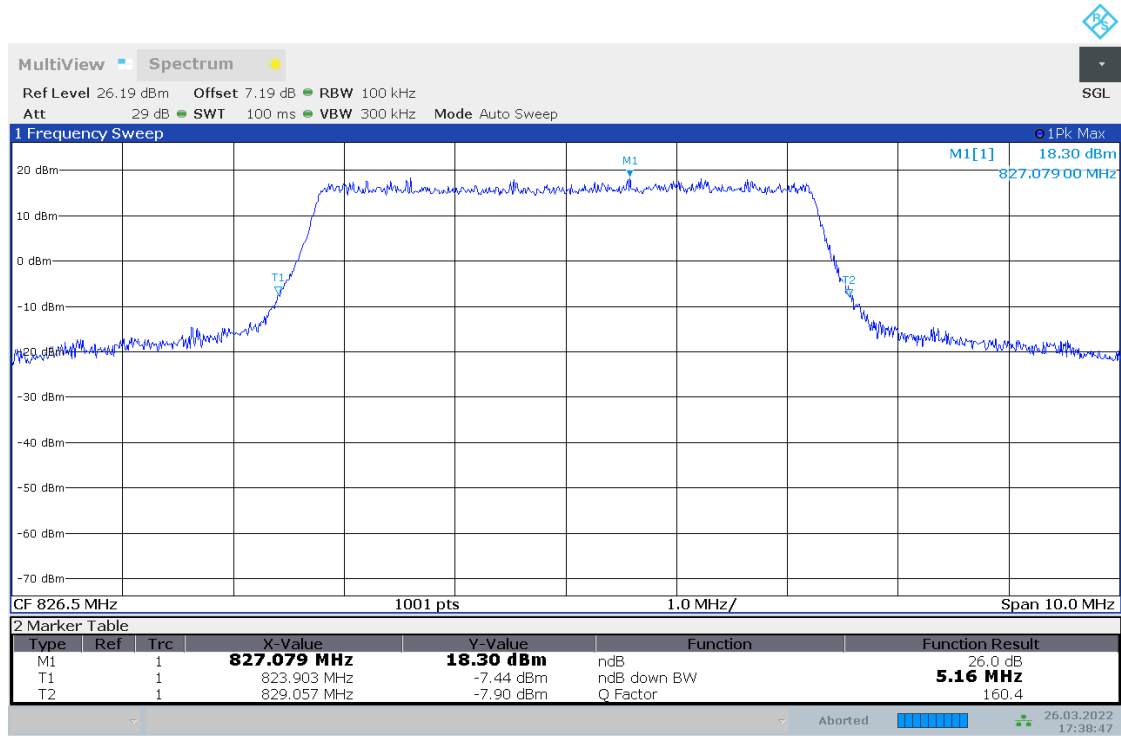


17:37:28 26.03.2022

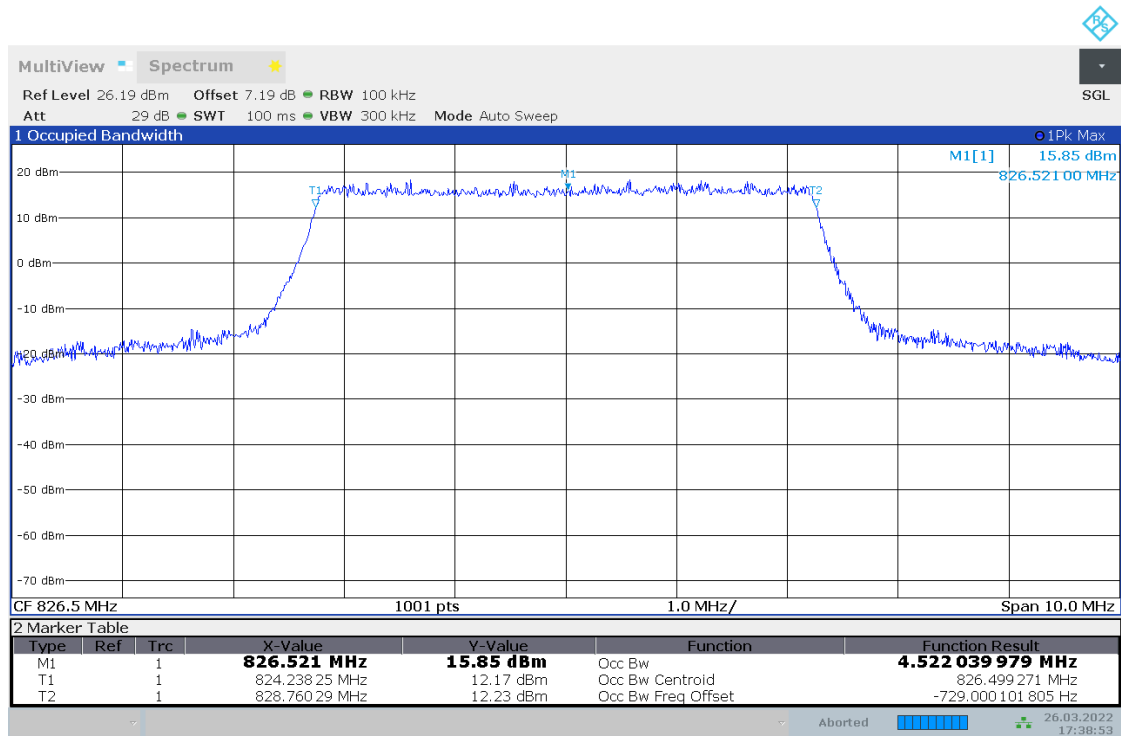
## 4.2.18 TM2\_3MHz\_HCH\_RB15#0



## 4.2.19 TM2\_5MHz\_LCH\_RB25#0

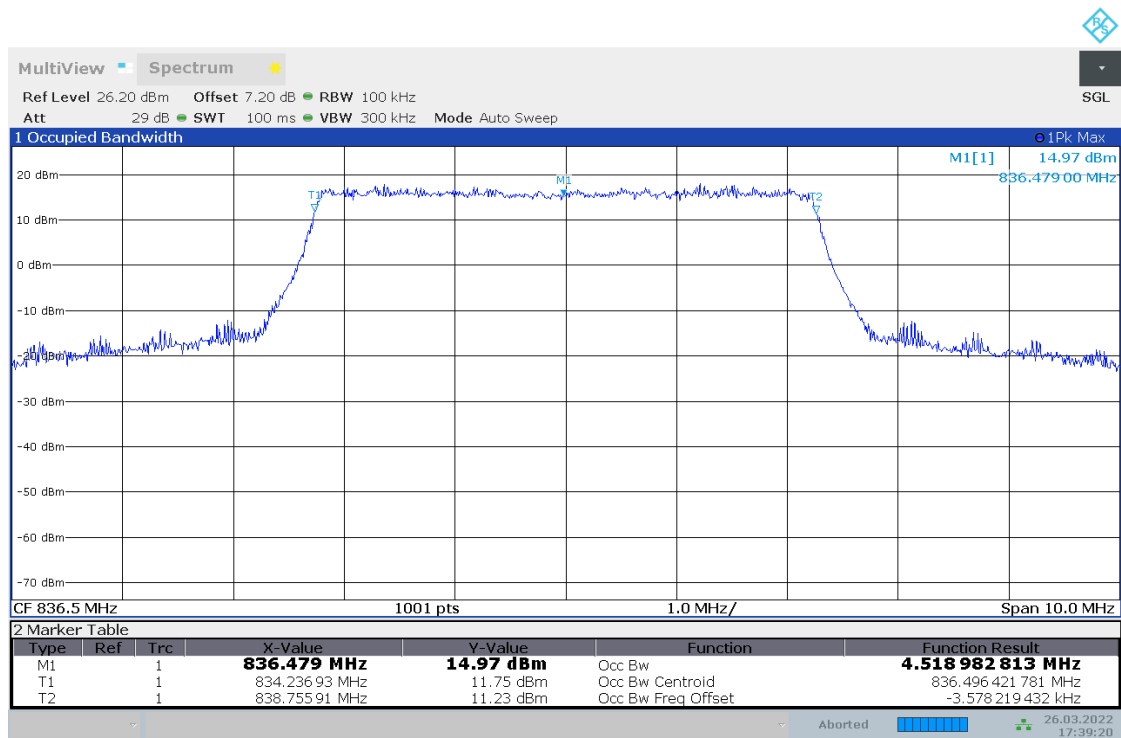
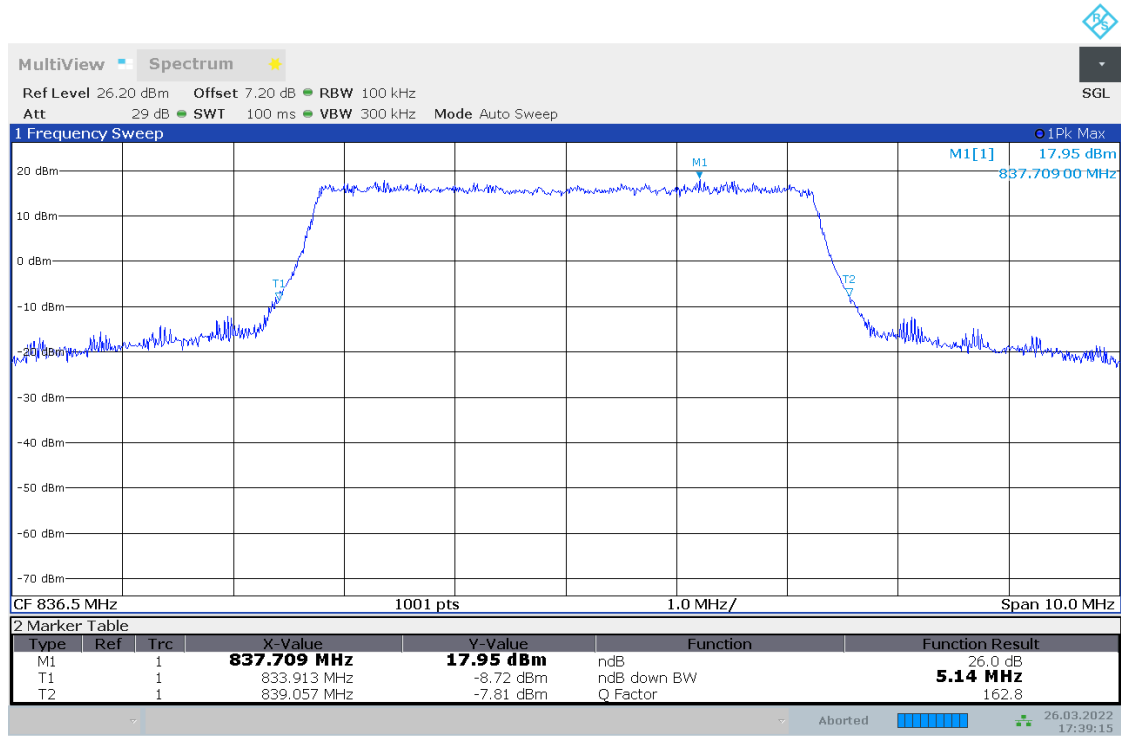


17:38:48 26.03.2022

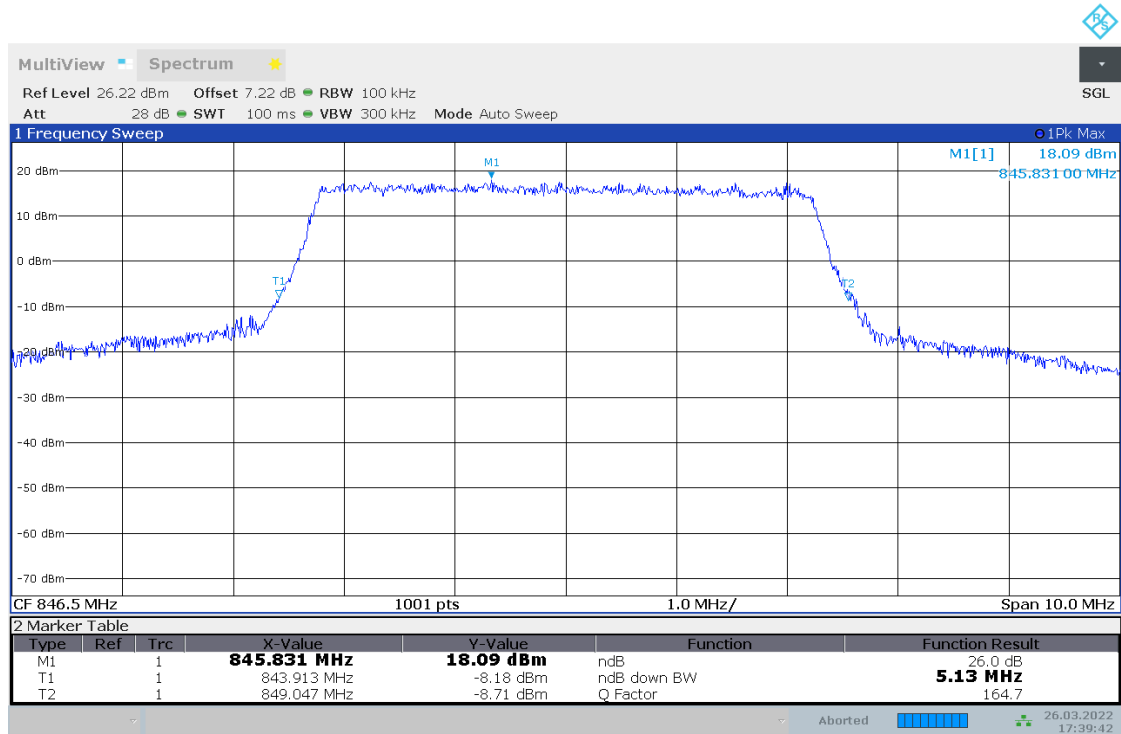


17:38:53 26.03.2022

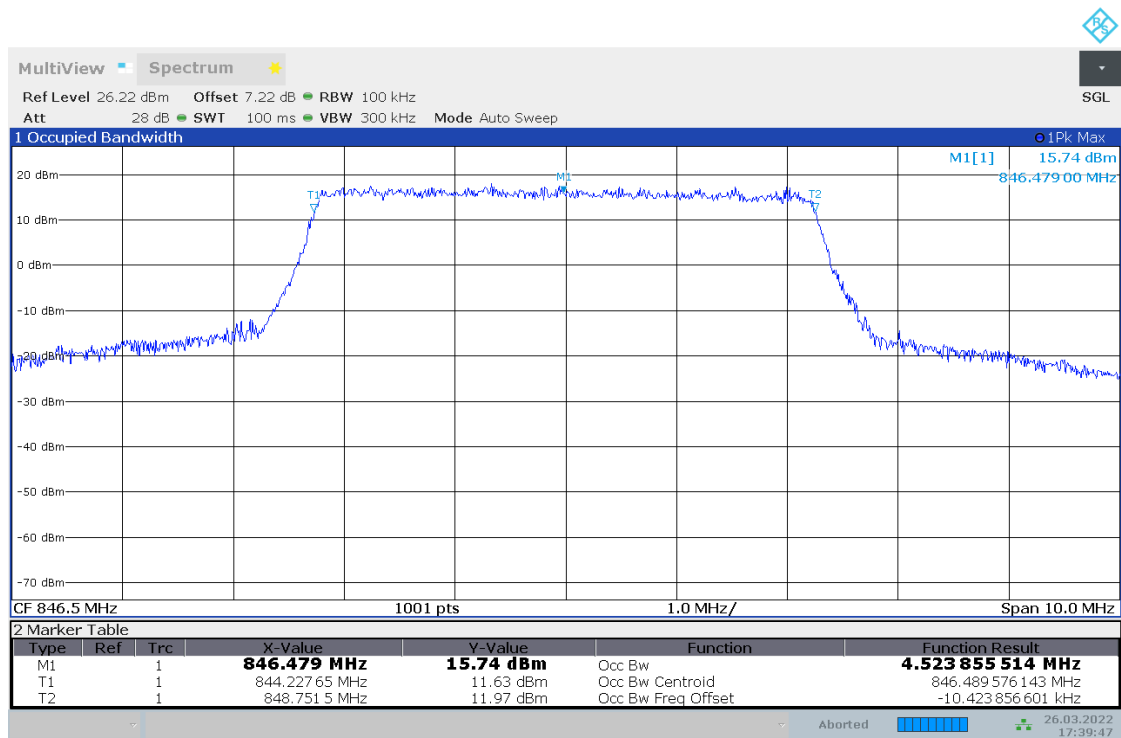
## 4.2.20 TM2\_5MHz\_MCH\_RB25#0



## 4.2.21 TM2\_5MHz\_HCH\_RB25#0



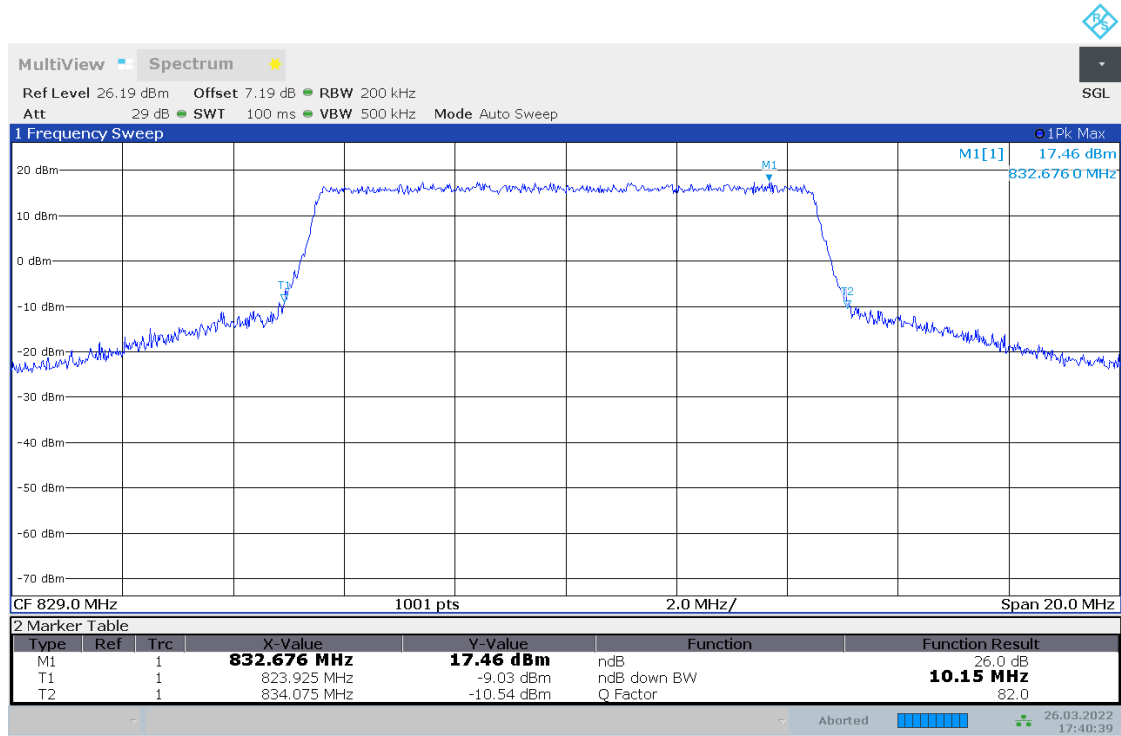
17:39:42 26.03.2022



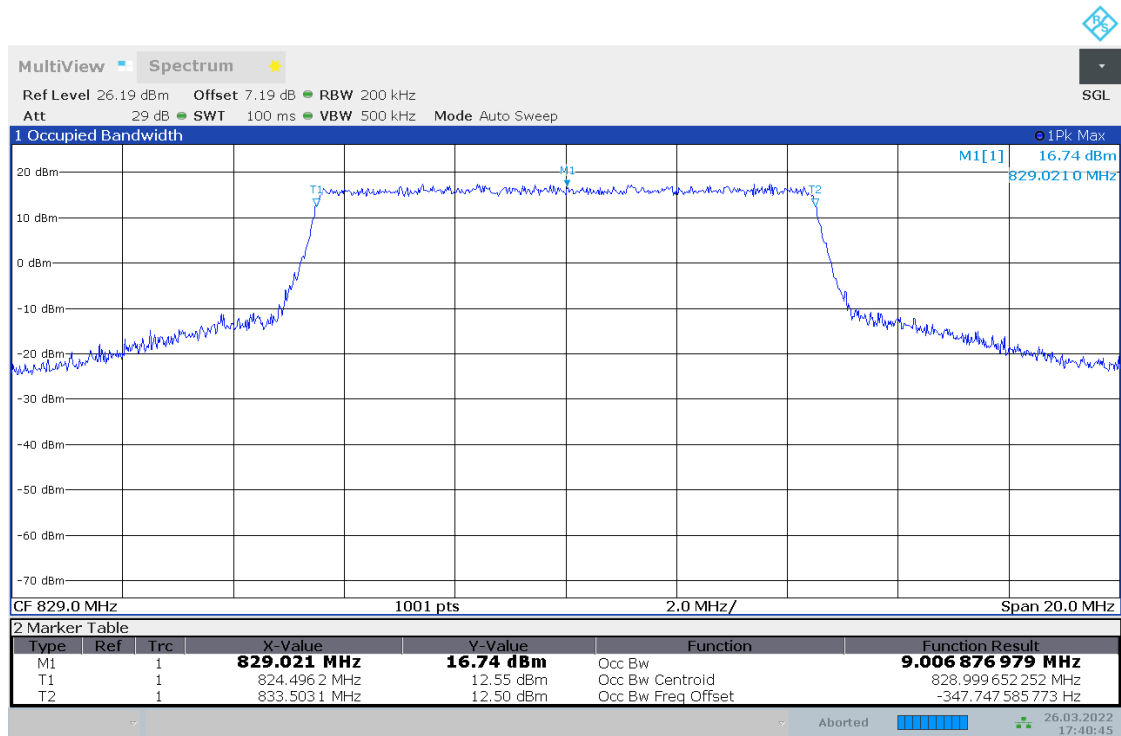
17:39:48 26.03.2022



## 4.2.22 TM2\_10MHz\_LCH\_RB50#0

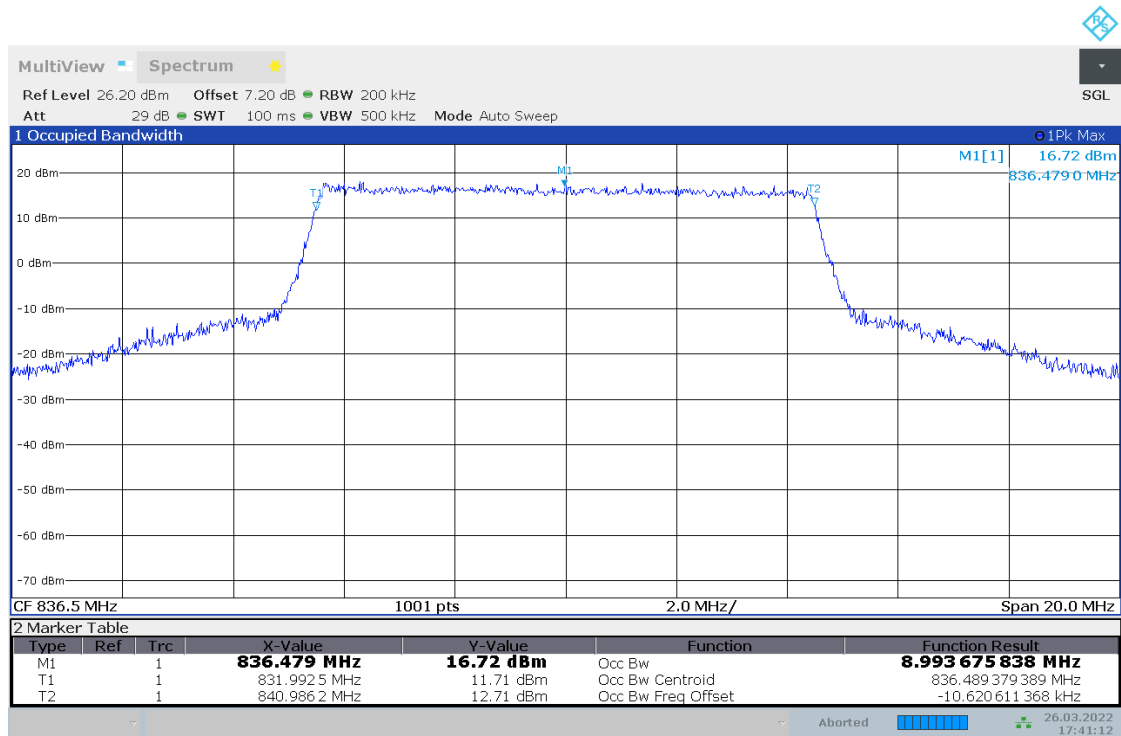
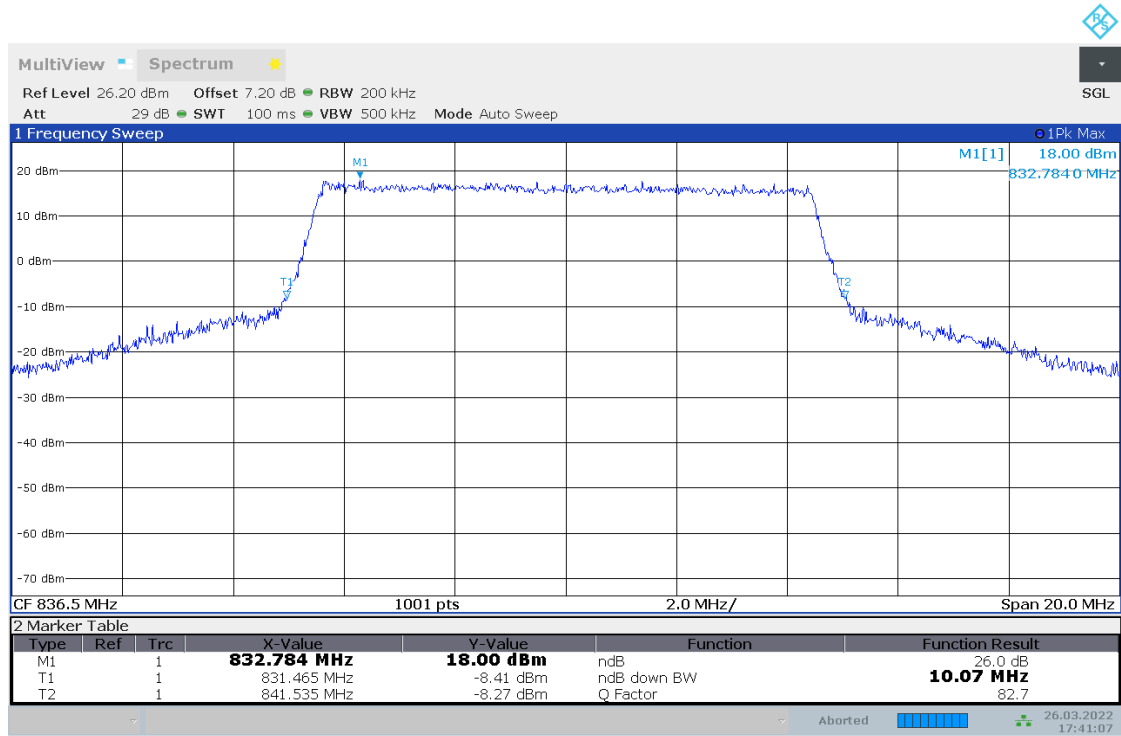


17:40:40 26.03.2022

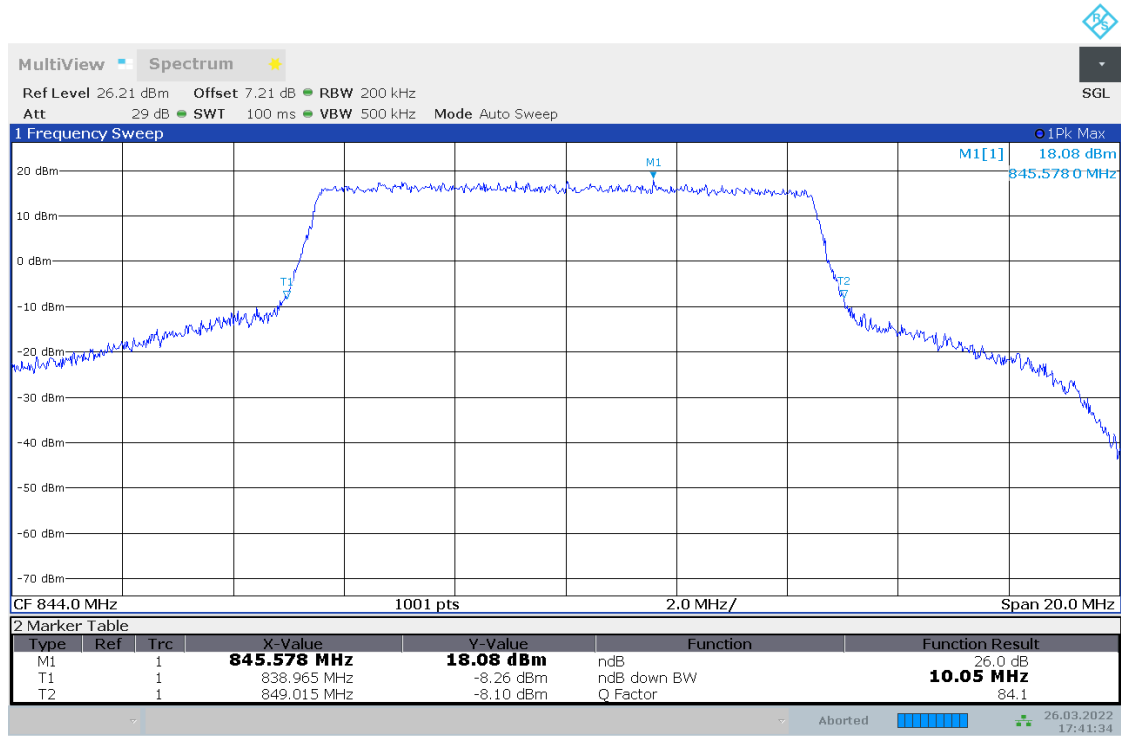


17:40:45 26.03.2022

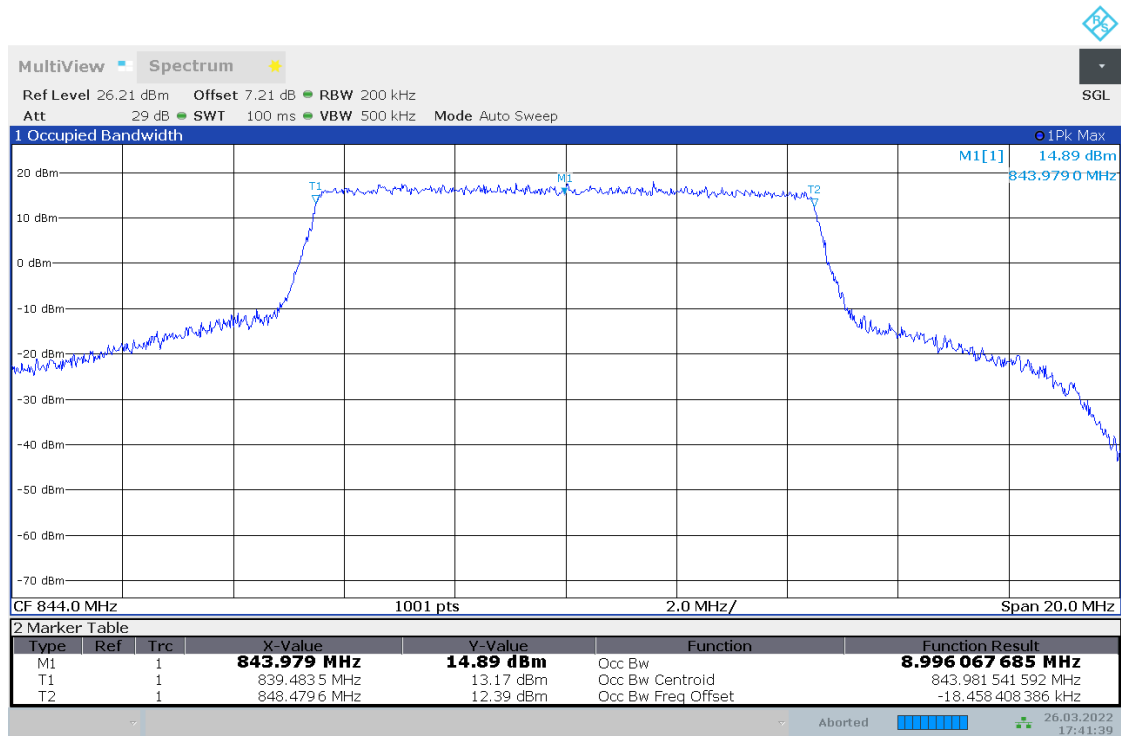
## 4.2.23 TM2\_10MHz\_MCH\_RB50#0



## 4.2.24 TM2\_10MHz\_HCH\_RB50#0

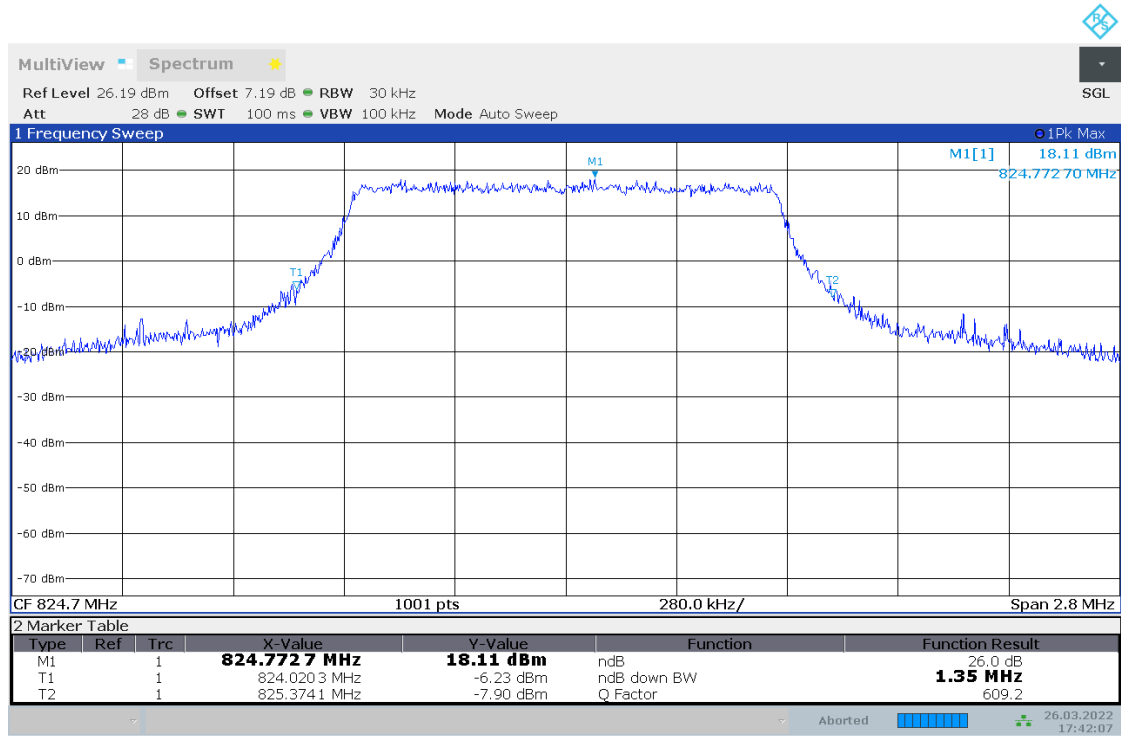


17:41:34 26.03.2022

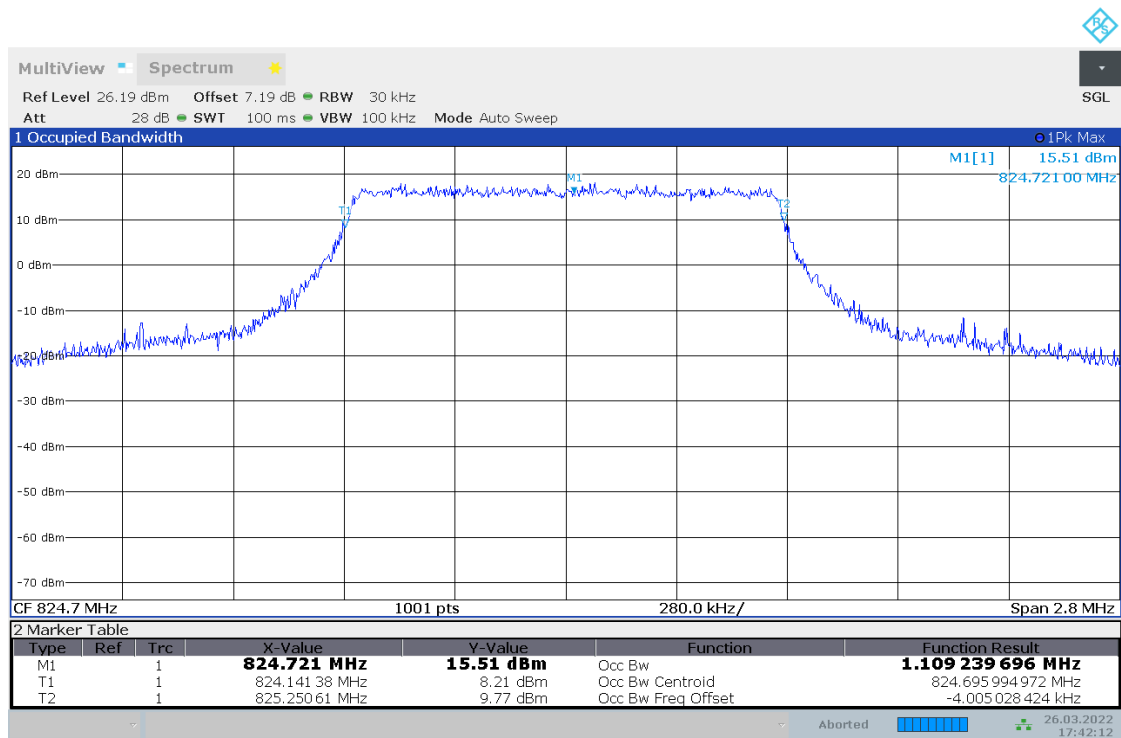


17:41:39 26.03.2022

## 4.2.25 TM3\_1.4MHz\_LCH\_RB6#0

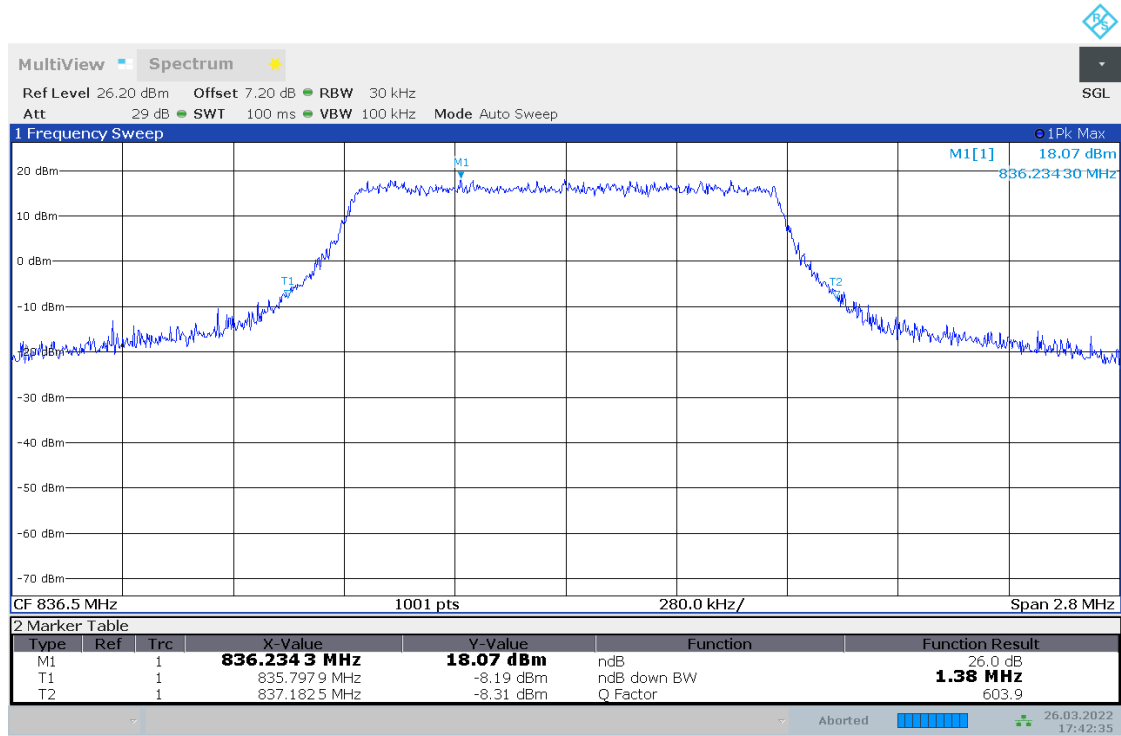


17:42:07 26.03.2022

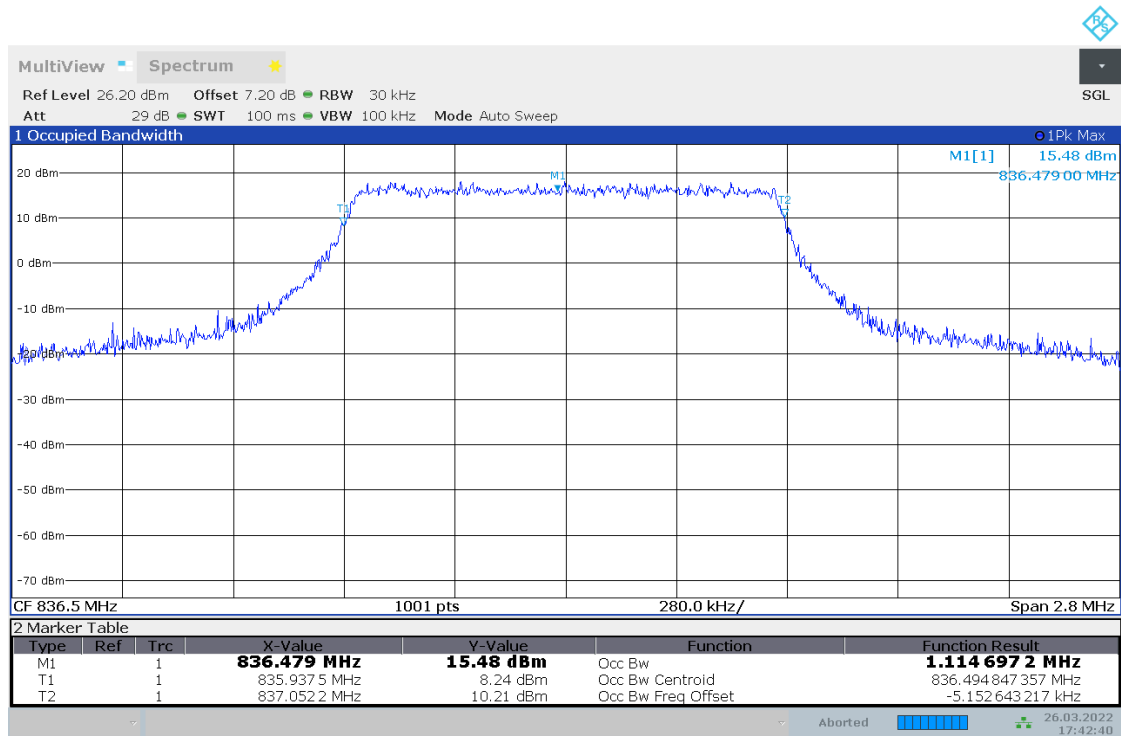


17:42:13 26.03.2022

## 4.2.26 TM3\_1.4MHz\_MCH\_RB6#0

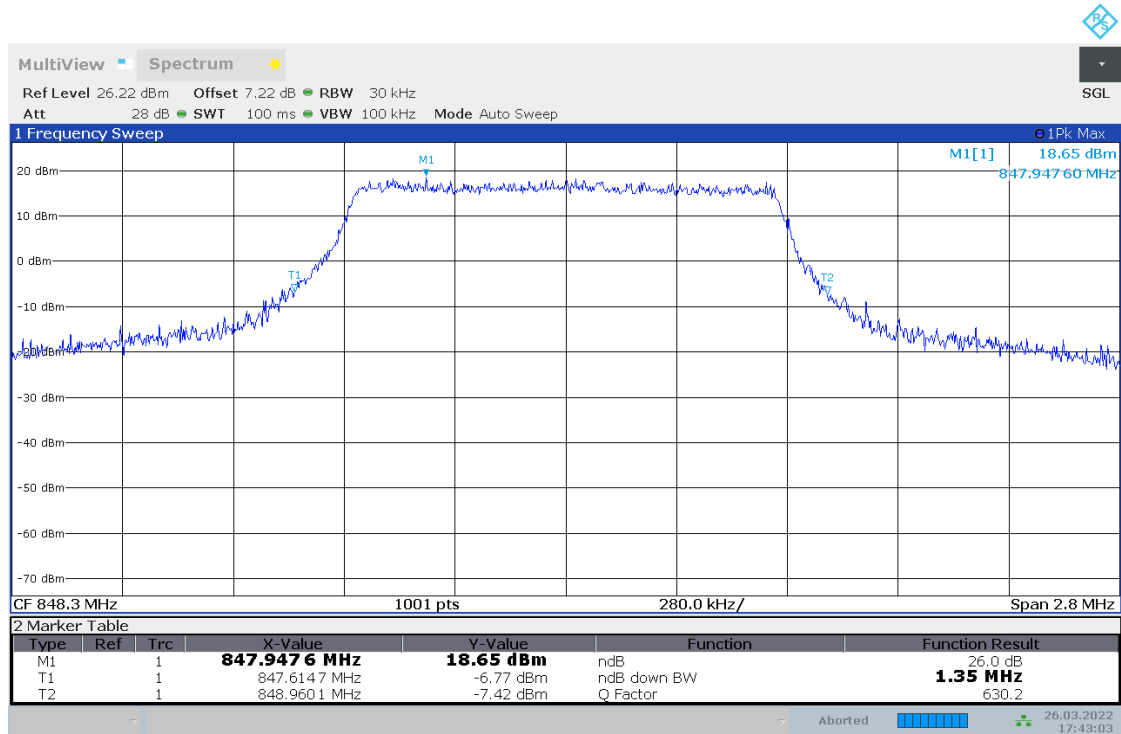


17:42:35 26.03.2022

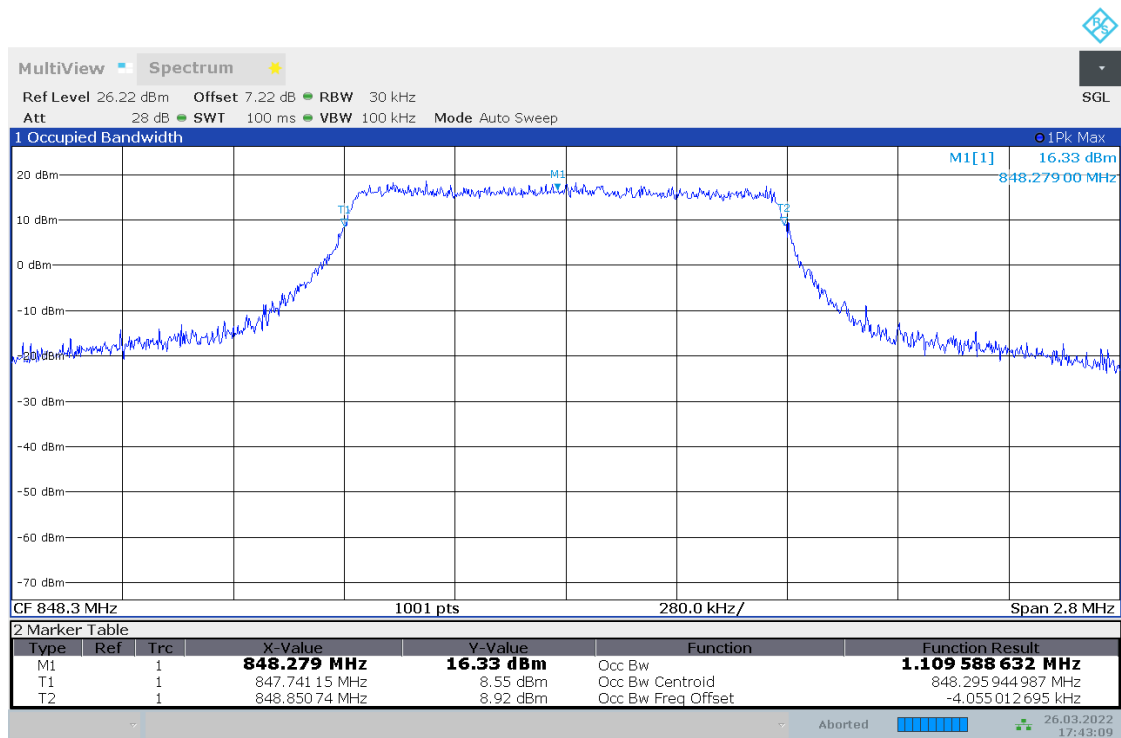


17:42:41 26.03.2022

## 4.2.27 TM3\_1.4MHz\_HCH\_RB6#0

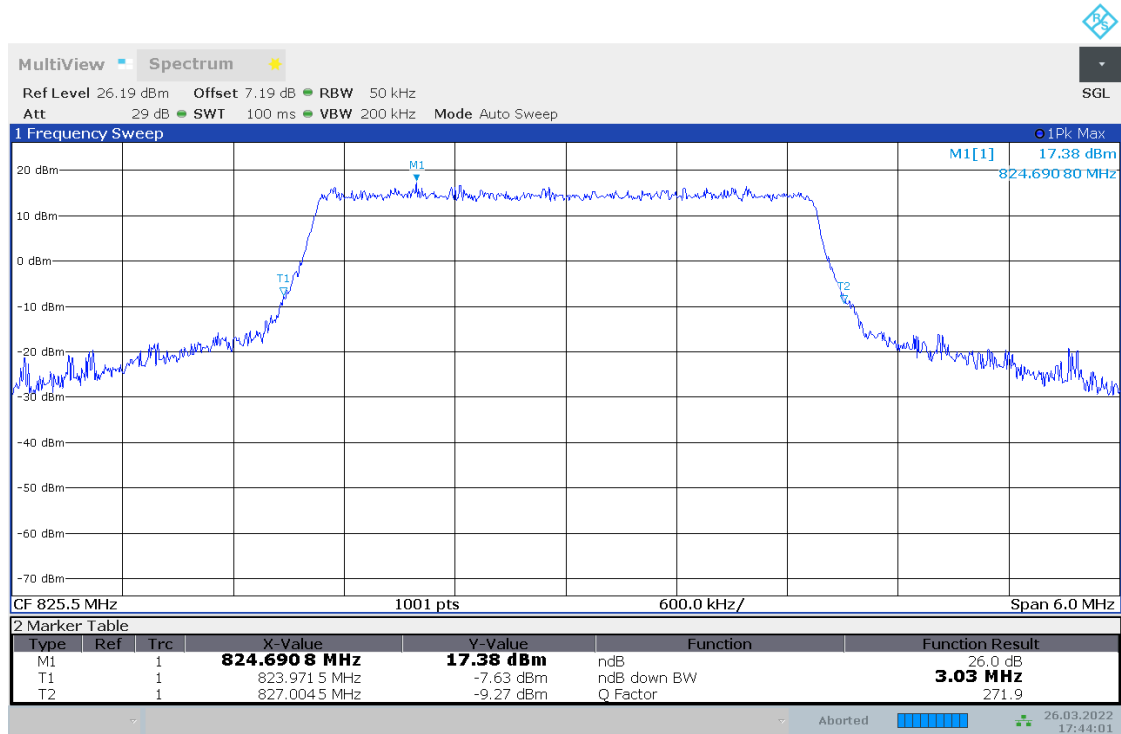


17:43:04 26.03.2022

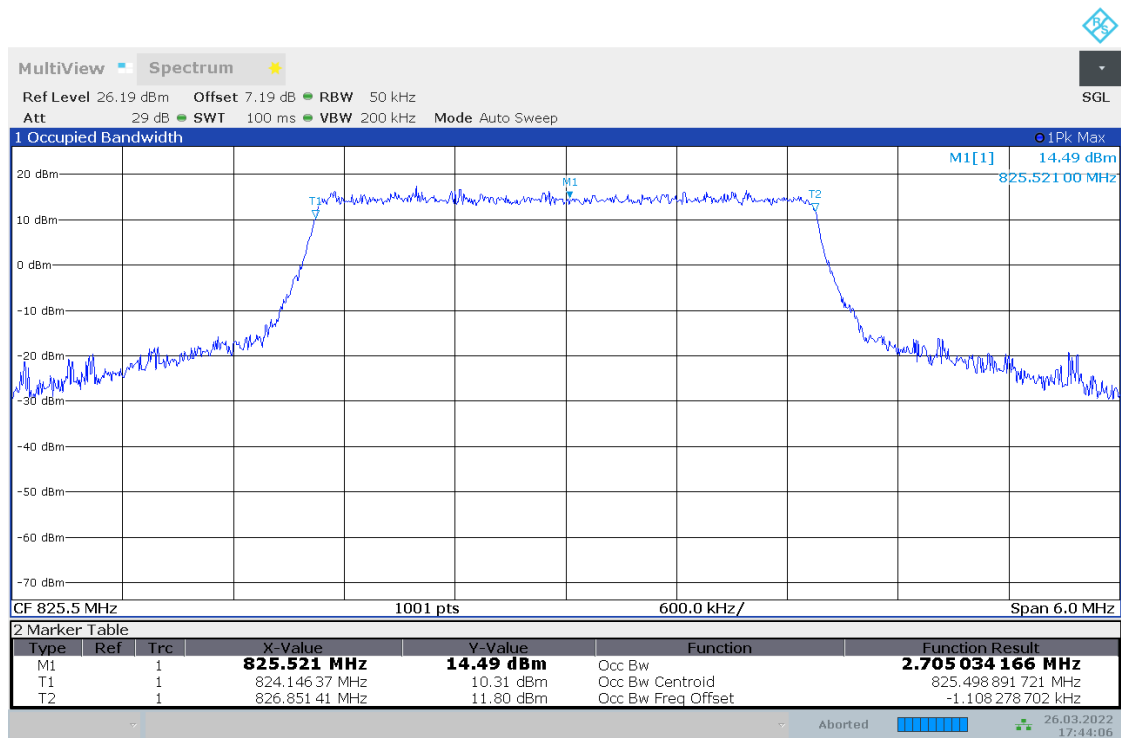


17:43:09 26.03.2022

## 4.2.28 TM3\_3MHz\_LCH\_RB15#0

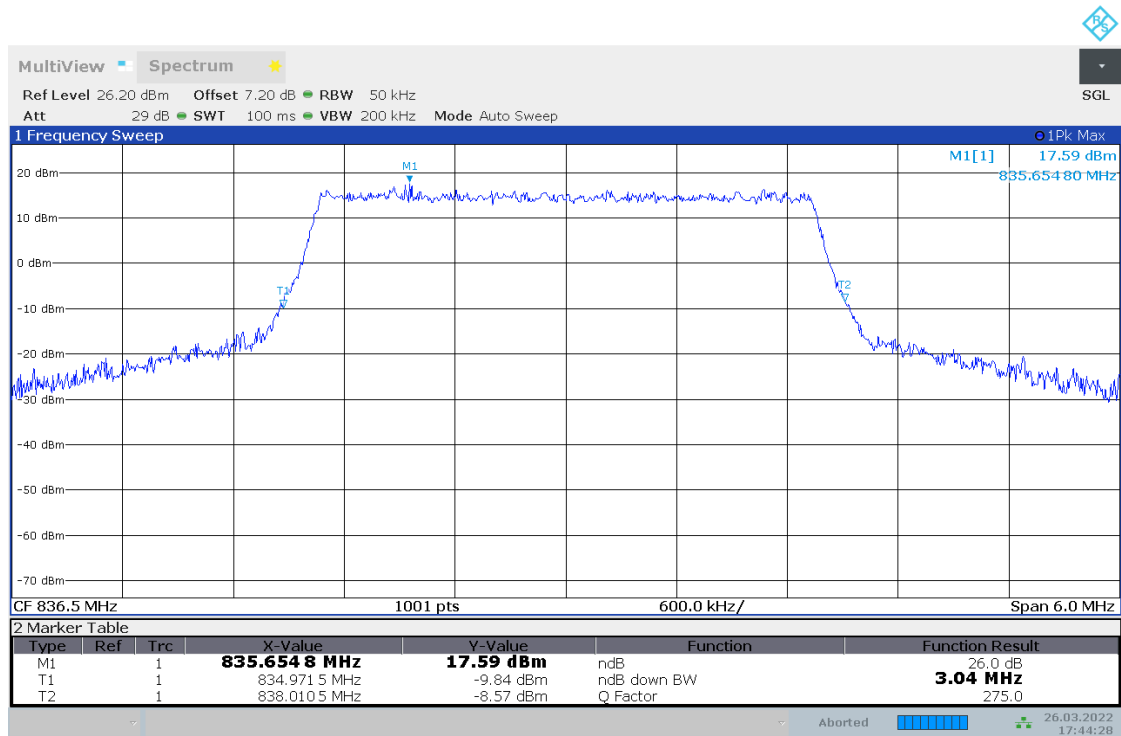


17:44:01 26.03.2022

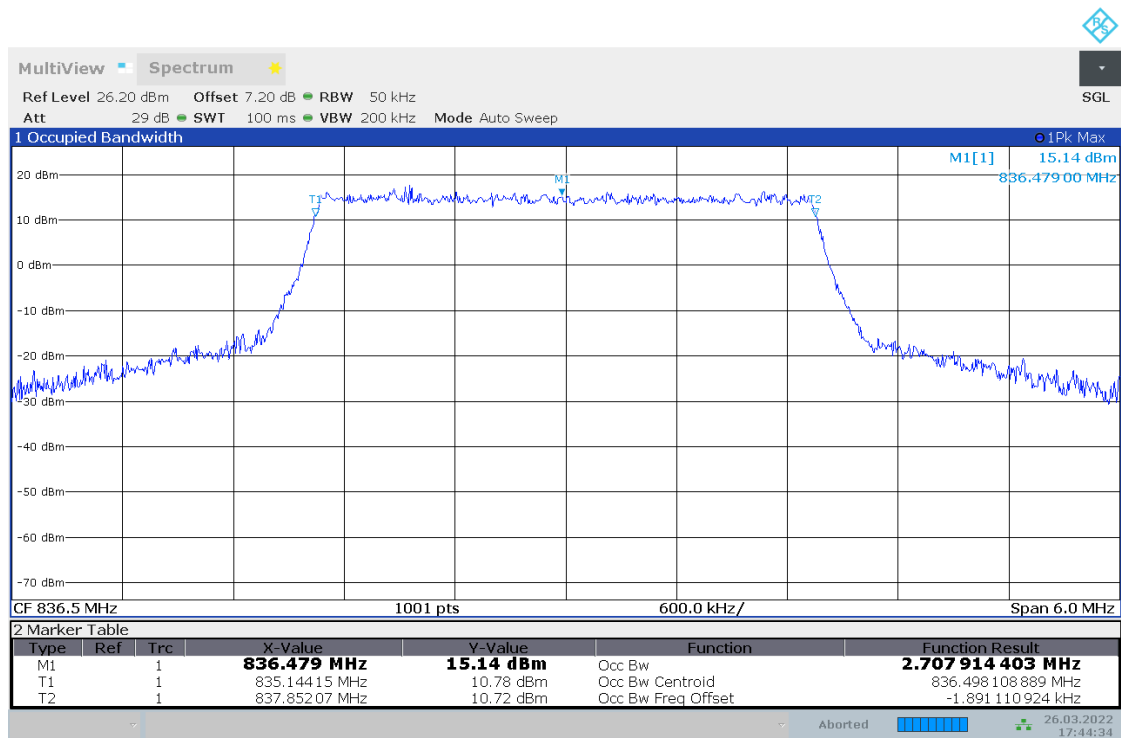


17:44:07 26.03.2022

## 4.2.29 TM3\_3MHz\_MCH\_RB15#0



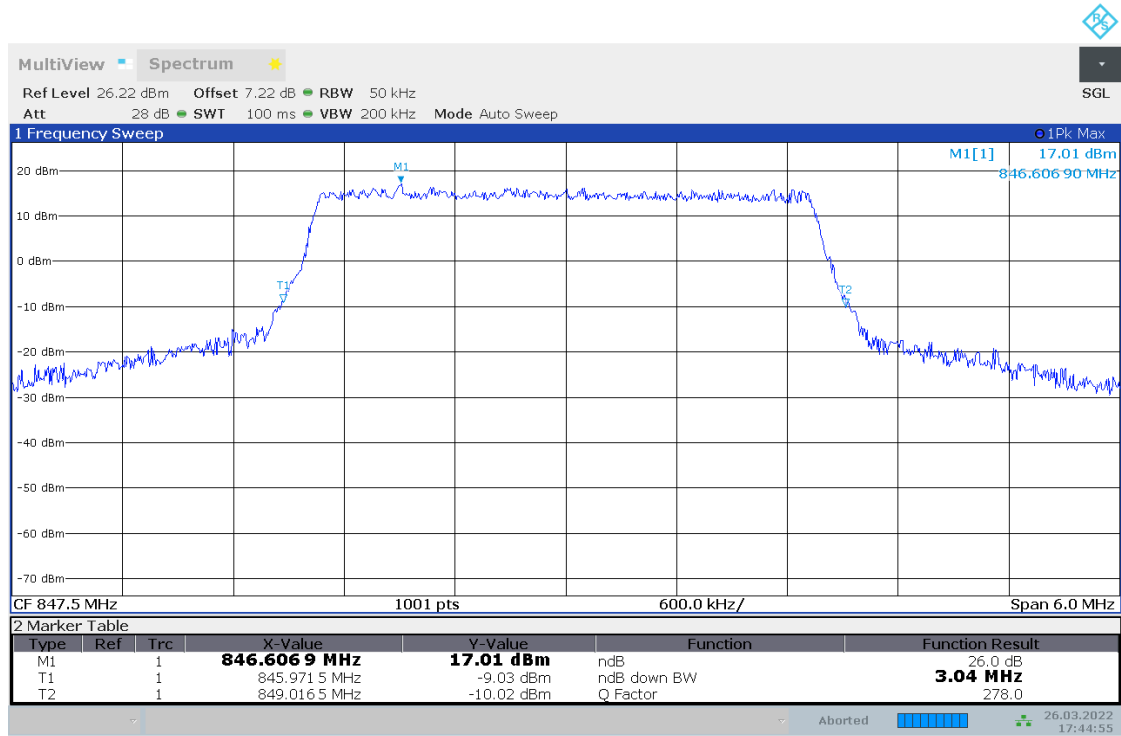
17:44:29 26.03.2022



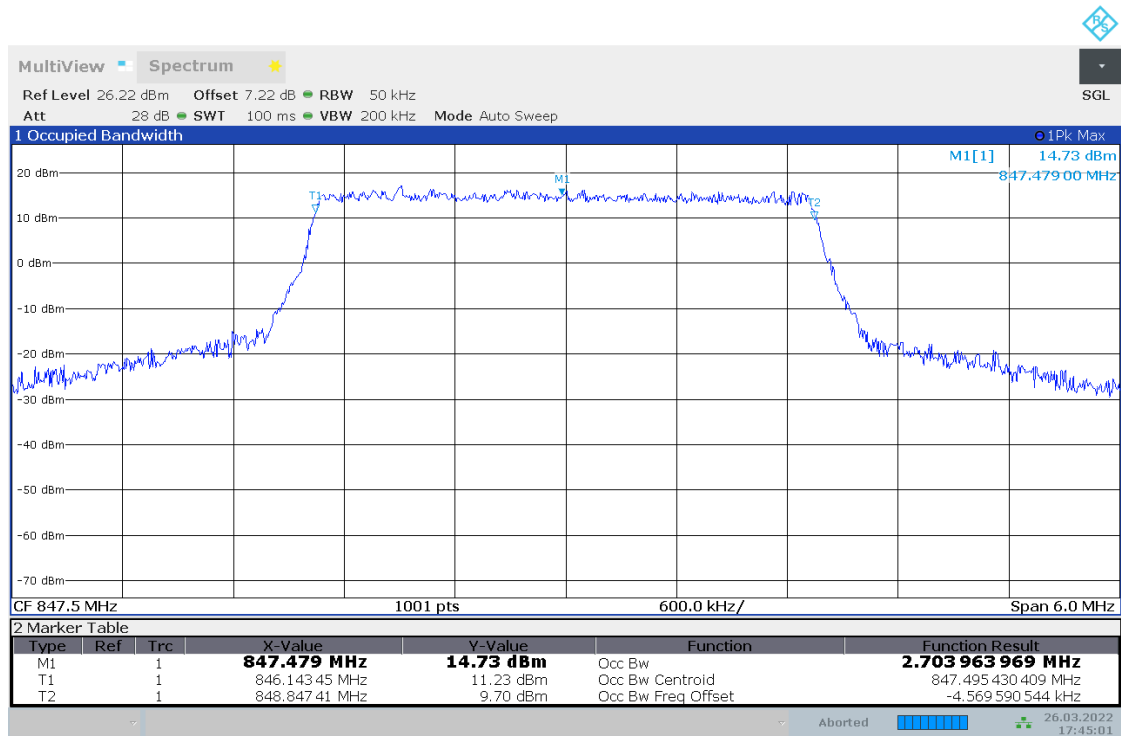
17:44:34 26.03.2022



## 4.2.30 TM3\_3MHz\_HCH\_RB15#0

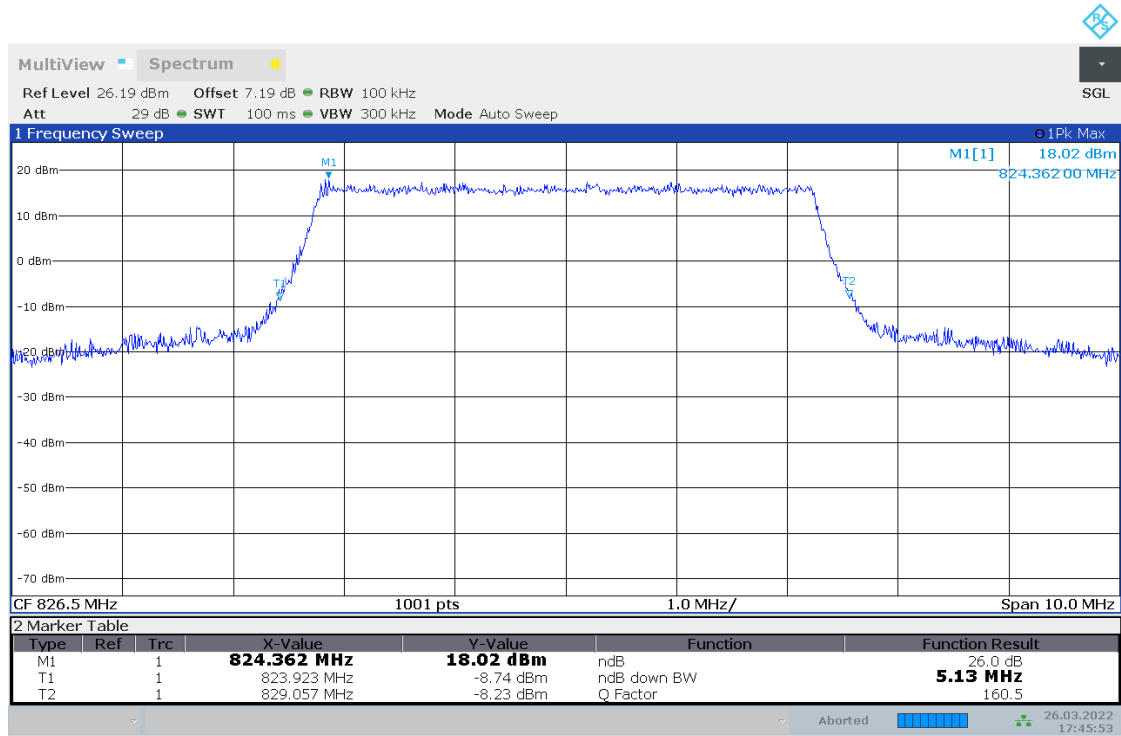


17:44:56 26.03.2022

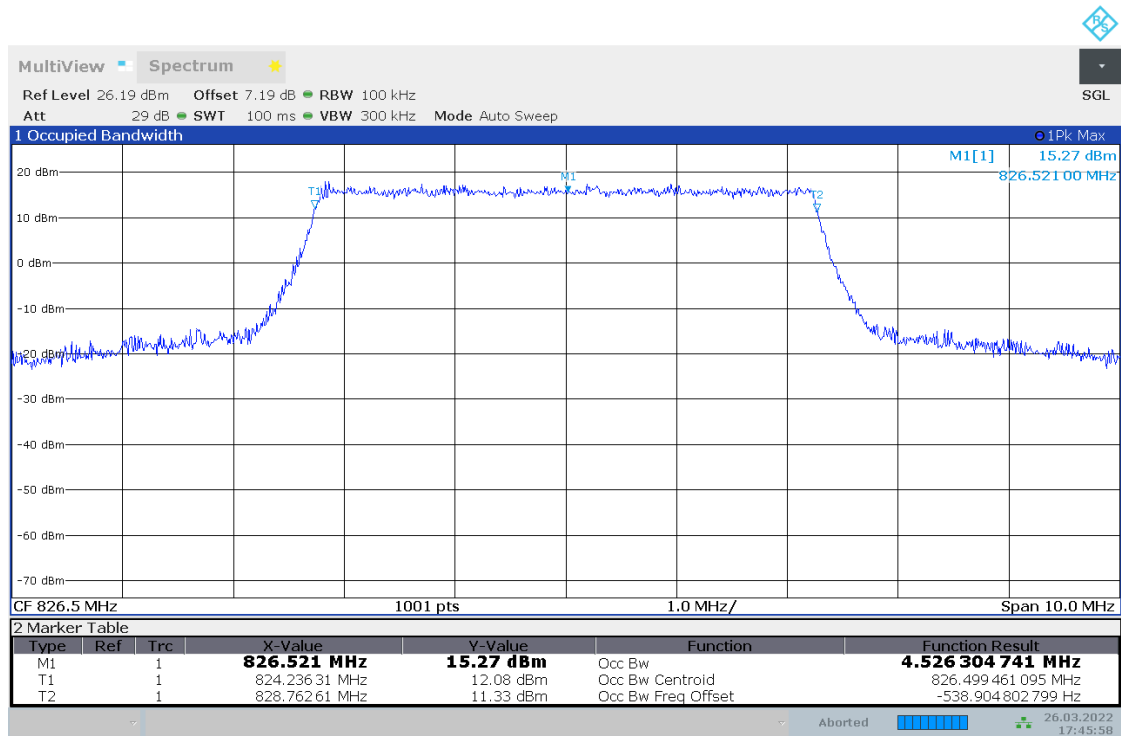


17:45:01 26.03.2022

4.2.31 TM3\_5MHz\_LCH\_RB25#0

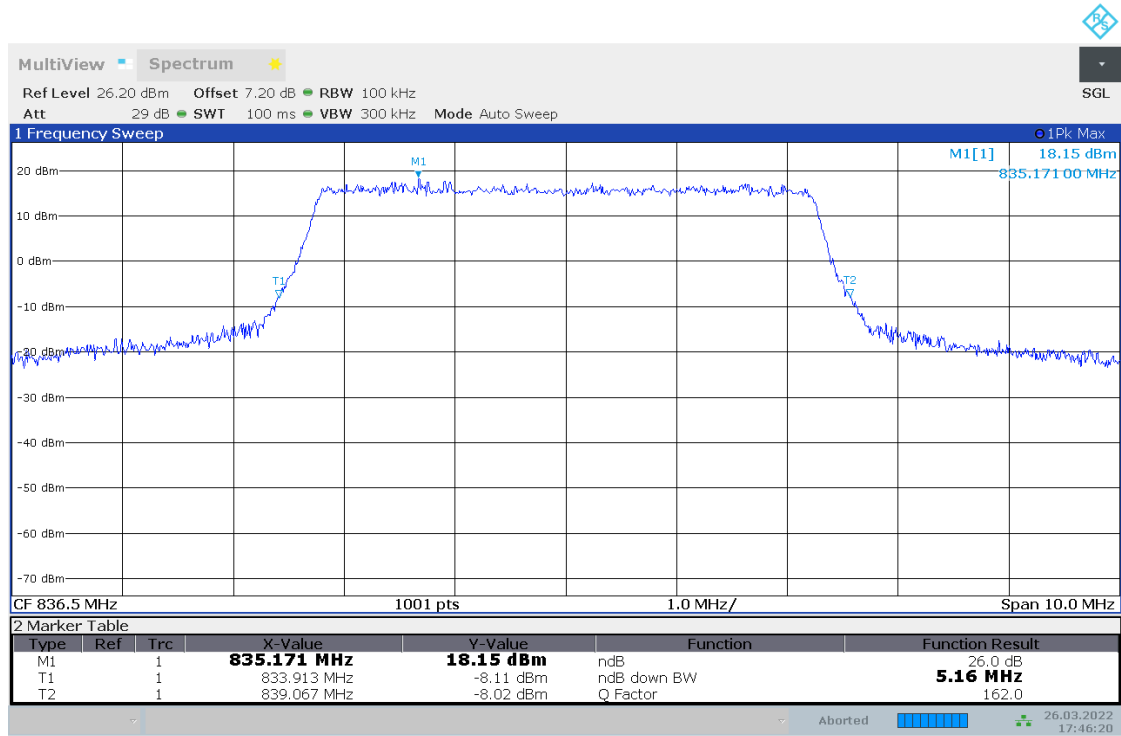


17:45:53 26.03.2022

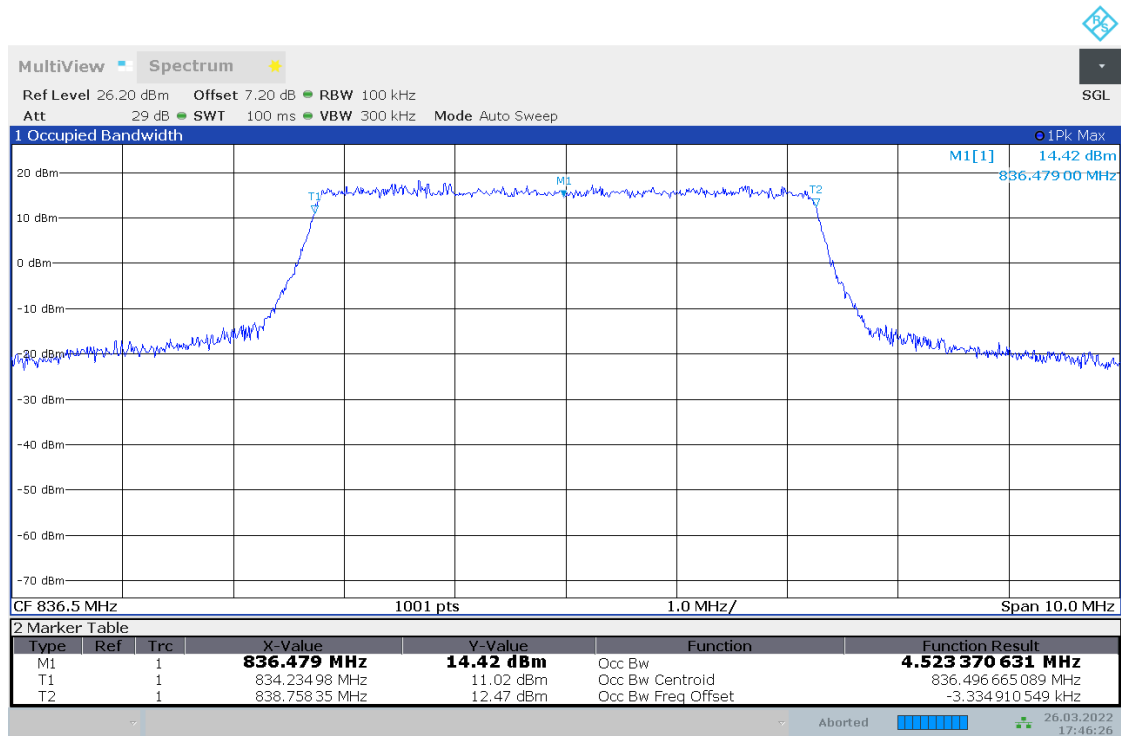


17:45:59 26.03.2022

## 4.2.32 TM3\_5MHz\_MCH\_RB25#0

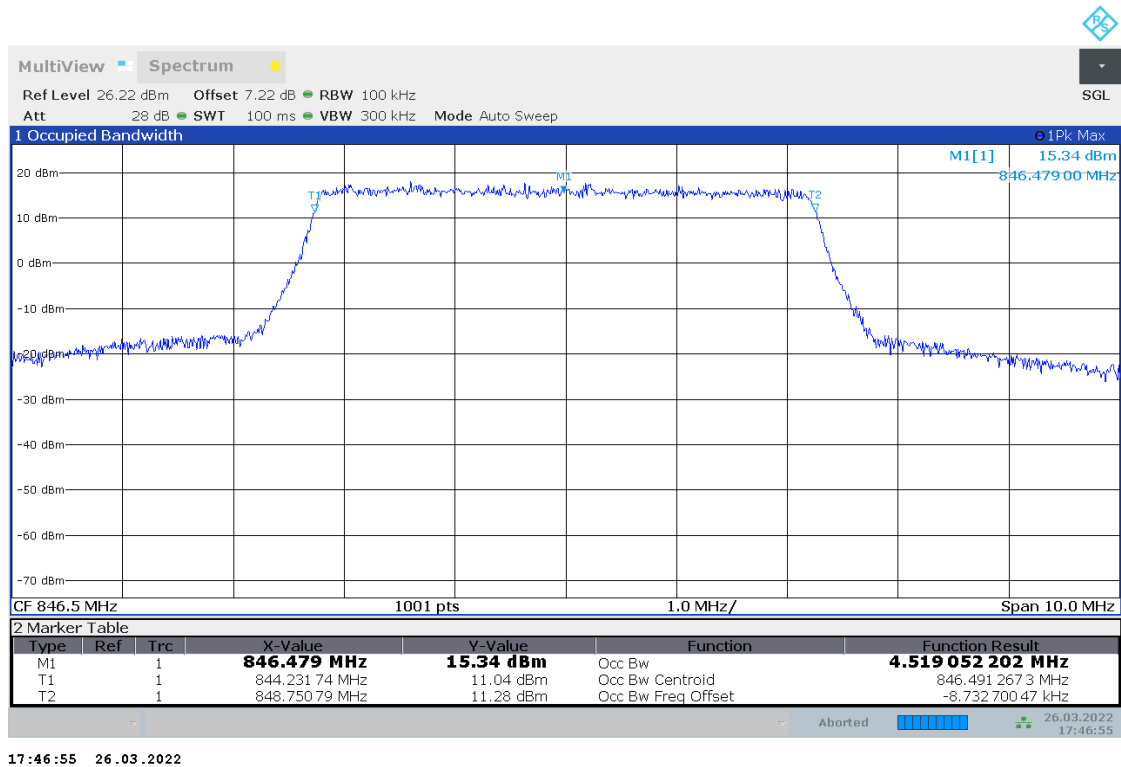
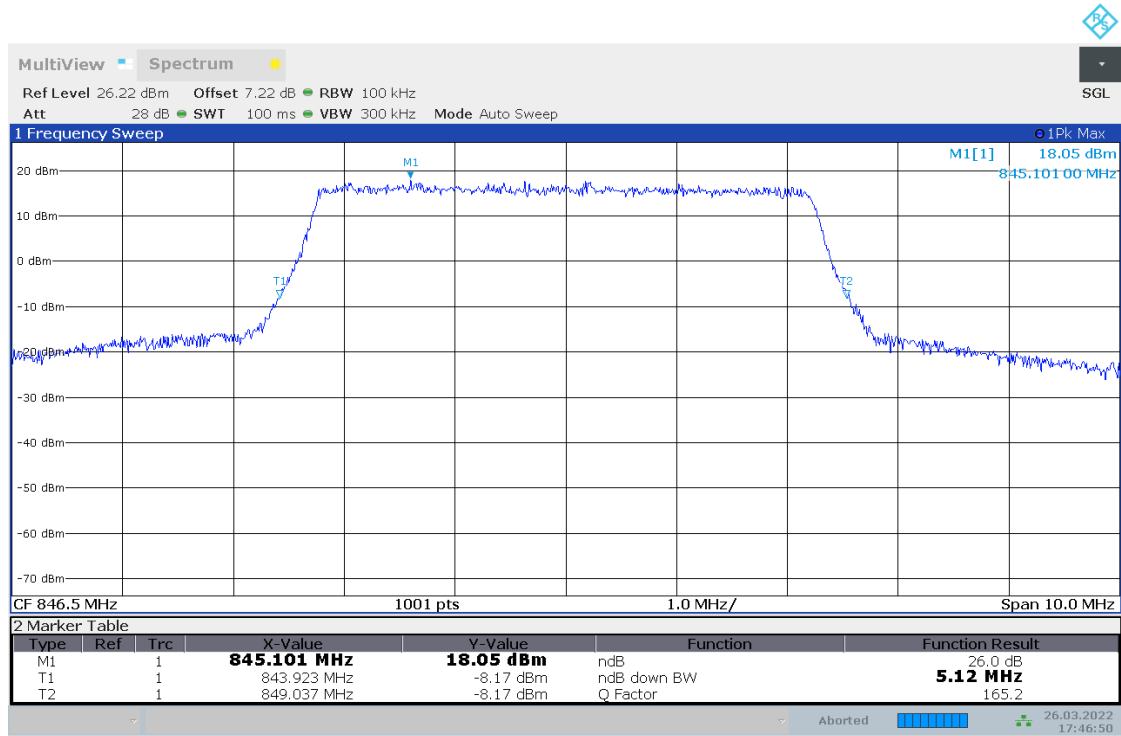


17:46:20 26.03.2022

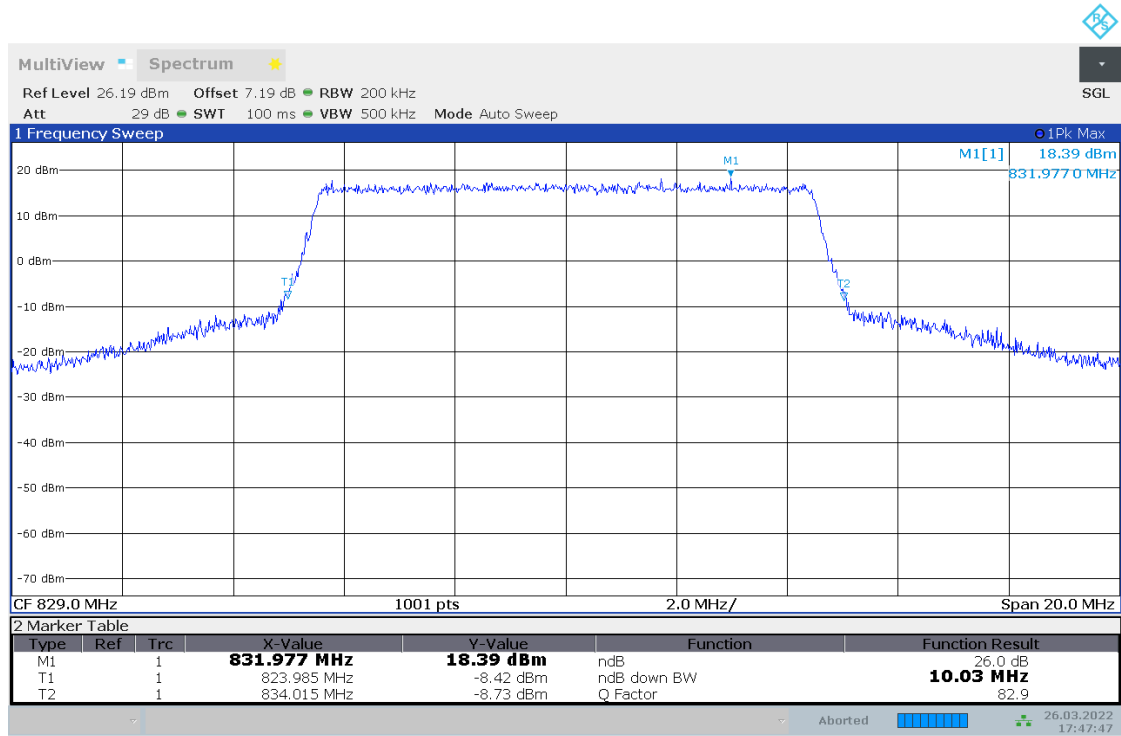


17:46:27 26.03.2022

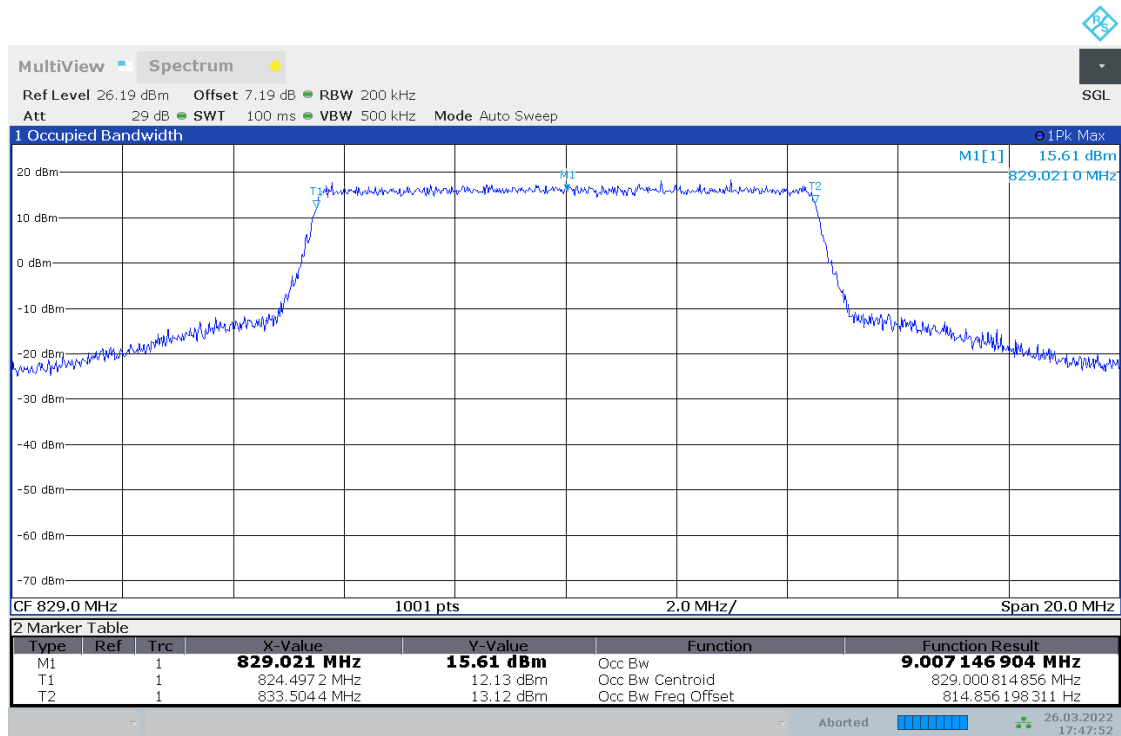
### 4.2.33 TM3\_5MHz\_HCH\_RB25#0



## 4.2.34 TM3\_10MHz\_LCH\_RB50#0

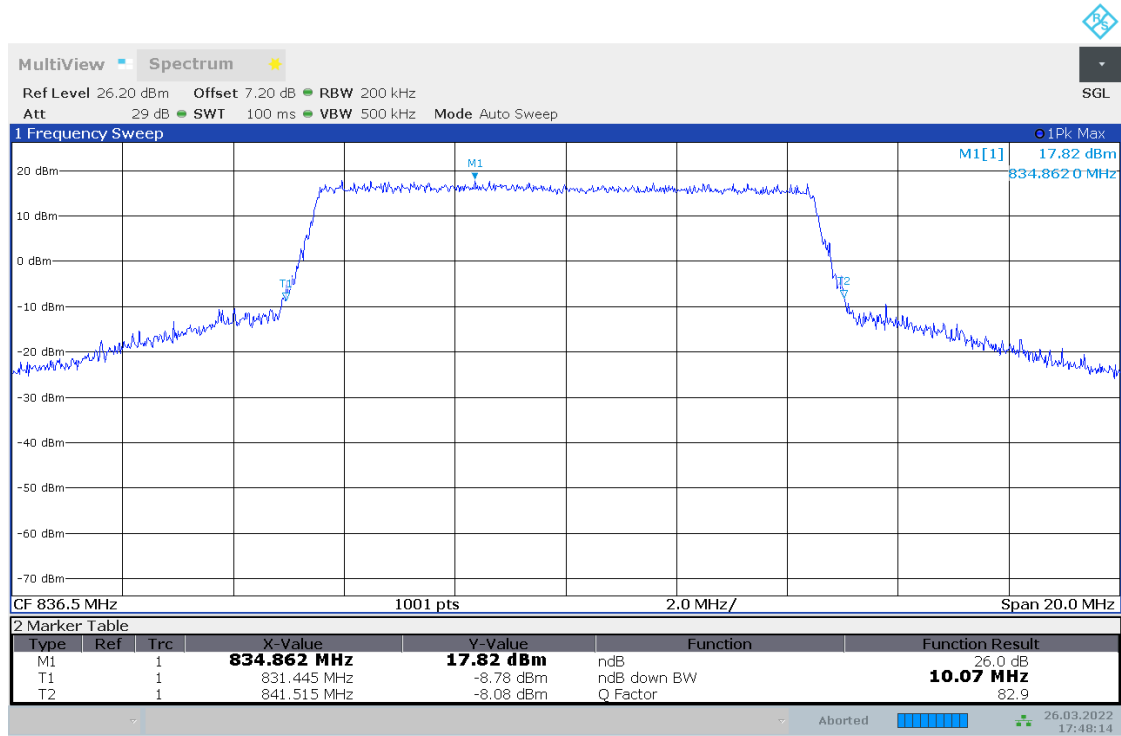


17:47:48 26.03.2022

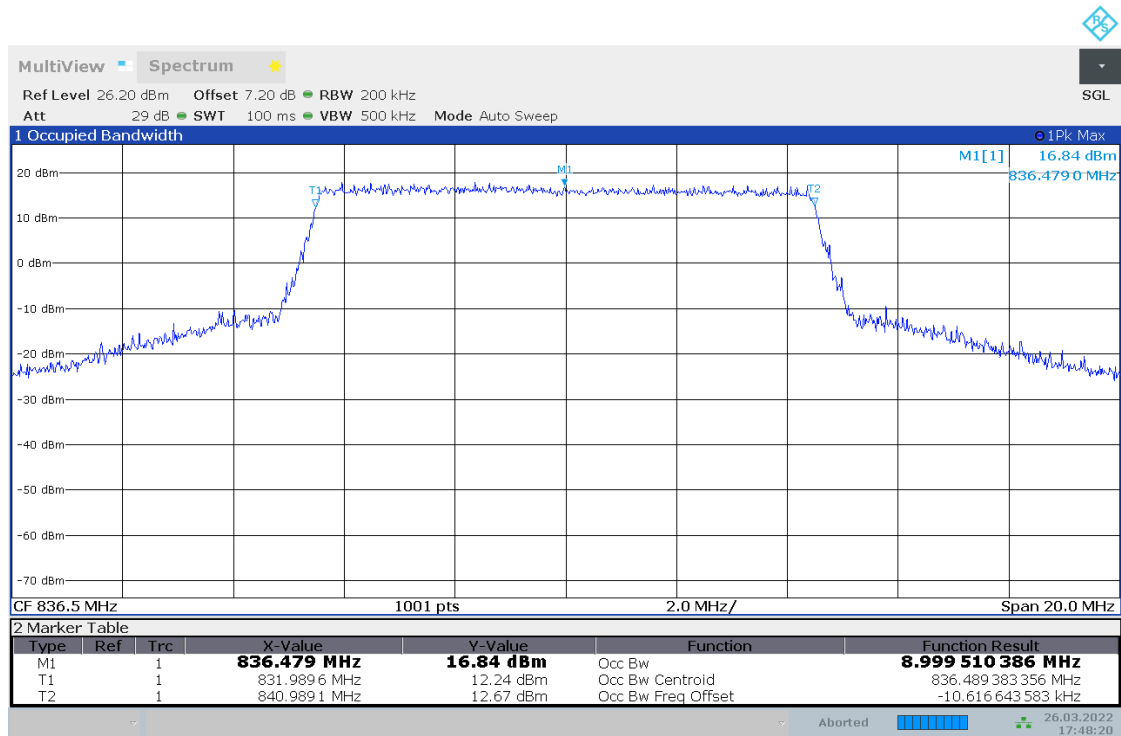


17:47:53 26.03.2022

## 4.2.35 TM3\_10MHz\_MCH\_RB50#0

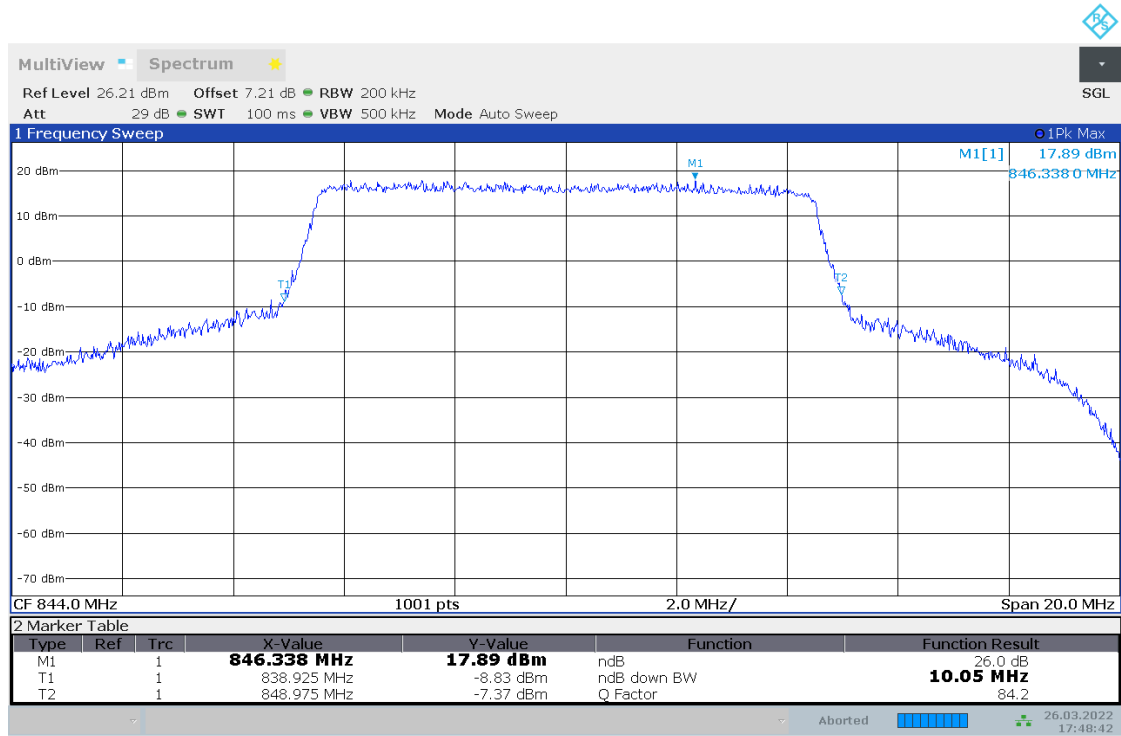


17:48:15 26.03.2022

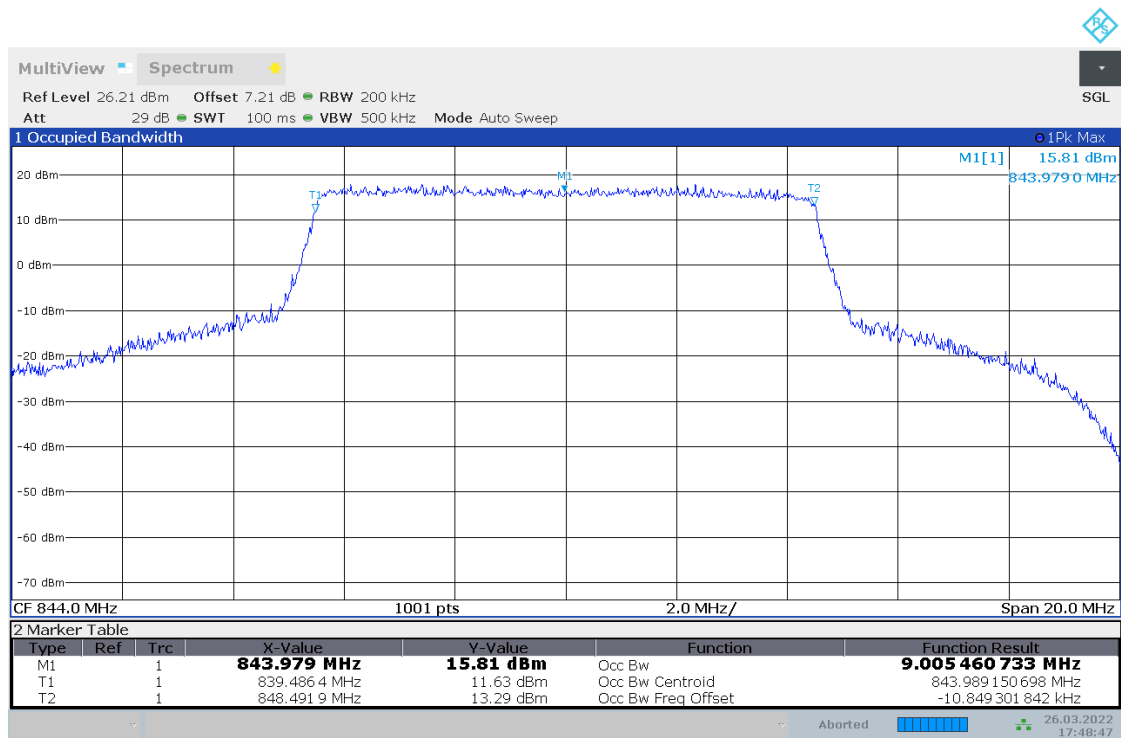


17:48:20 26.03.2022

## 4.2.36 TM3\_10MHz\_HCH\_RB50#0



17:48:42 26.03.2022



17:48:47 26.03.2022

## 5. APPENDIX\_E: BAND EDGES COMPLIANCE

### 5.1 TEST RESULTS

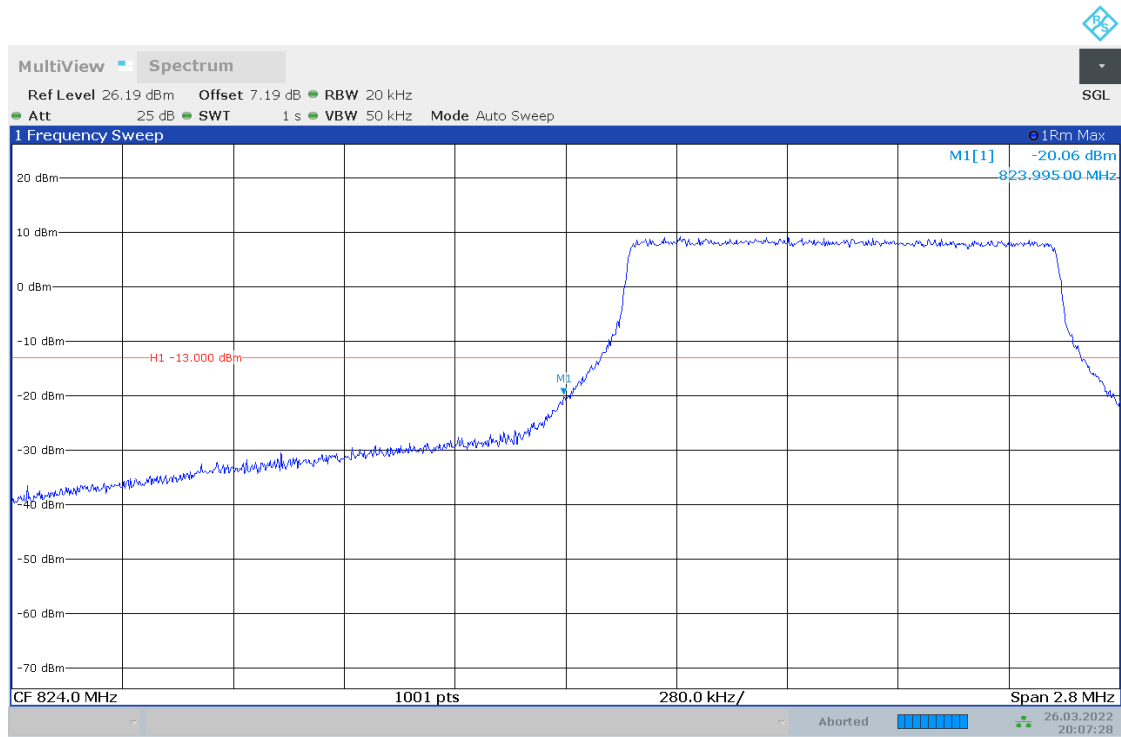
Band Edges Compliance					
Test Mode	Test Bandwidth [MHz]	Test Channel	Test RB	Modulation	Verdict
TM1	1.4	LCH	RB6#0	QPSK	PASS
			RB1#0	QPSK	PASS
			RB1#5	QPSK	PASS
		HCH	RB6#0	QPSK	PASS
			RB1#0	QPSK	PASS
			RB1#5	QPSK	PASS
	5	LCH	RB25#0	QPSK	PASS
			RB1#0	QPSK	PASS
			RB1#24	QPSK	PASS
		HCH	RB25#0	QPSK	PASS
			RB1#0	QPSK	PASS
			RB1#24	QPSK	PASS
	10	LCH	RB50#0	QPSK	PASS
			RB1#0	QPSK	PASS
			RB1#49	QPSK	PASS
		HCH	RB50#0	QPSK	PASS
			RB1#0	QPSK	PASS
			RB1#49	QPSK	PASS
TM2	1.4	LCH	RB6#0	16QAM	PASS
			RB1#0	16QAM	PASS
			RB1#5	16QAM	PASS
		HCH	RB6#0	16QAM	PASS
			RB1#0	16QAM	PASS
			RB1#5	16QAM	PASS
	5	LCH	RB25#0	16QAM	PASS
			RB1#0	16QAM	PASS
			RB1#24	16QAM	PASS
		HCH	RB25#0	16QAM	PASS
			RB1#0	16QAM	PASS
			RB1#24	16QAM	PASS
	10	LCH	RB50#0	16QAM	PASS
			RB1#0	16QAM	PASS
			RB1#49	16QAM	PASS
		HCH	RB50#0	16QAM	PASS
			RB1#0	16QAM	PASS
			RB1#49	16QAM	PASS



Band Edges Compliance					
Test Mode	Test Bandwidth [MHz]	Test Channel	Test RB	Modulation	Verdict
TM3	1.4	LCH	RB6#0	64QAM	PASS
			RB1#0	64QAM	PASS
			RB1#5	64QAM	PASS
		HCH	RB6#0	64QAM	PASS
			RB1#0	64QAM	PASS
			RB1#5	64QAM	PASS
	5	LCH	RB25#0	64QAM	PASS
			RB1#0	64QAM	PASS
			RB1#24	64QAM	PASS
		HCH	RB25#0	64QAM	PASS
			RB1#0	64QAM	PASS
			RB1#24	64QAM	PASS
	10	LCH	RB50#0	64QAM	PASS
			RB1#0	64QAM	PASS
			RB1#49	64QAM	PASS
		HCH	RB50#0	64QAM	PASS
			RB1#0	64QAM	PASS
			RB1#49	64QAM	PASS

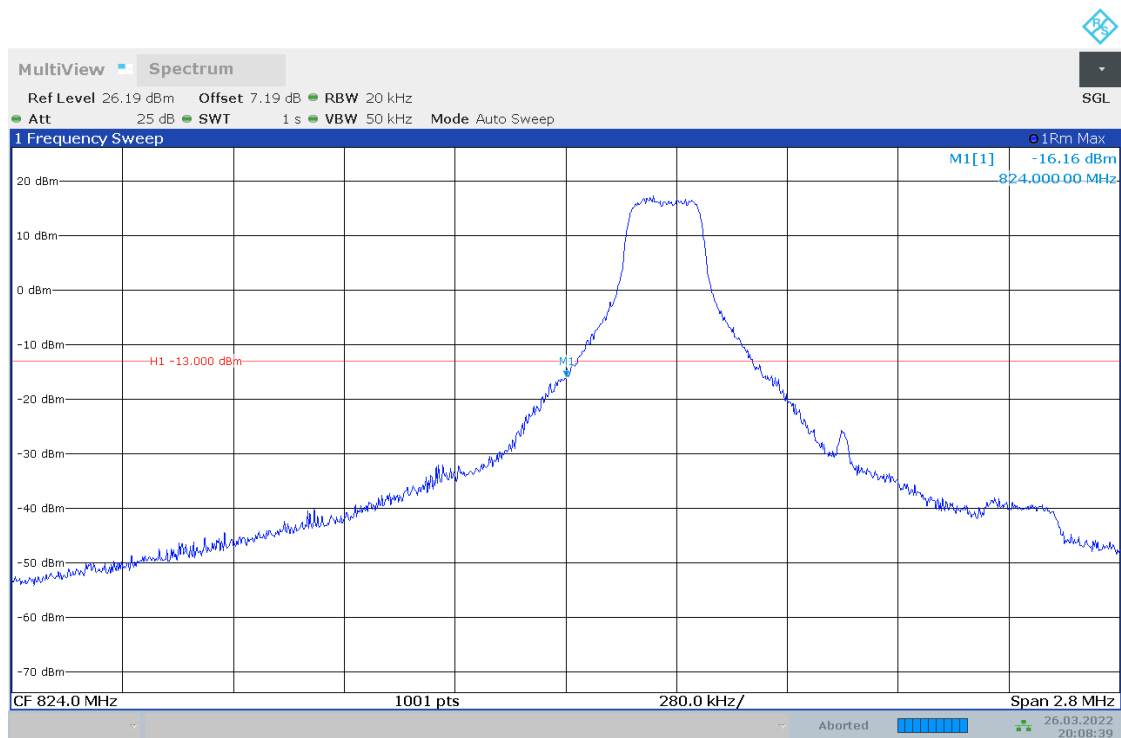
## 5.2 TEST PLOTS

### 5.2.1 TM1\_1.4MHz\_LCH\_RB6#0



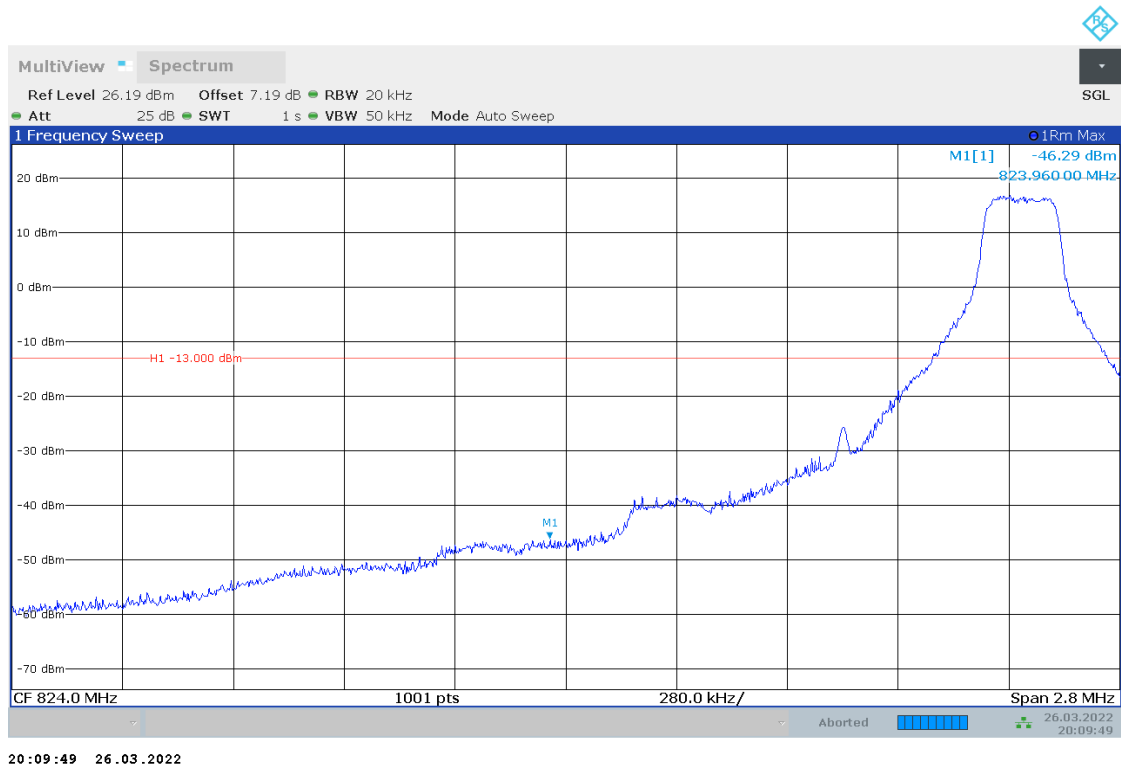
20:07:28 26.03.2022

### 5.2.2 TM1\_1.4MHz\_LCH\_RB1#0

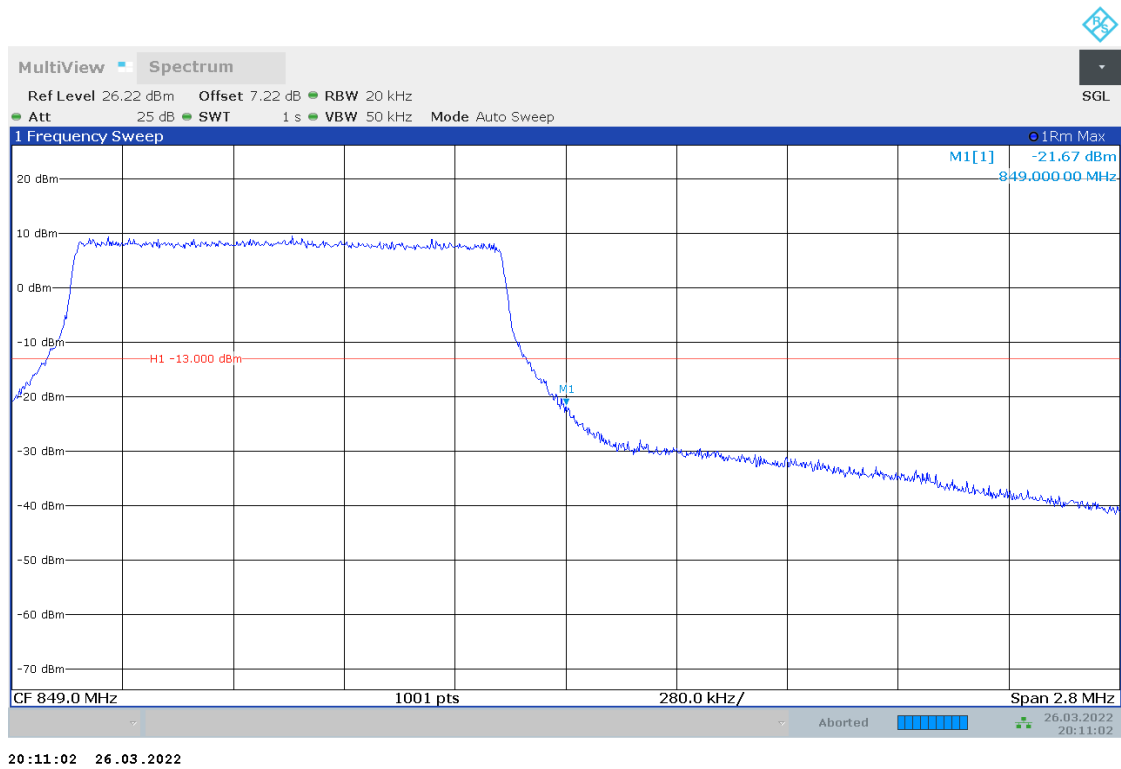


20:08:39 26.03.2022

### 5.2.3 TM1\_1.4MHz\_LCH\_RB1#5



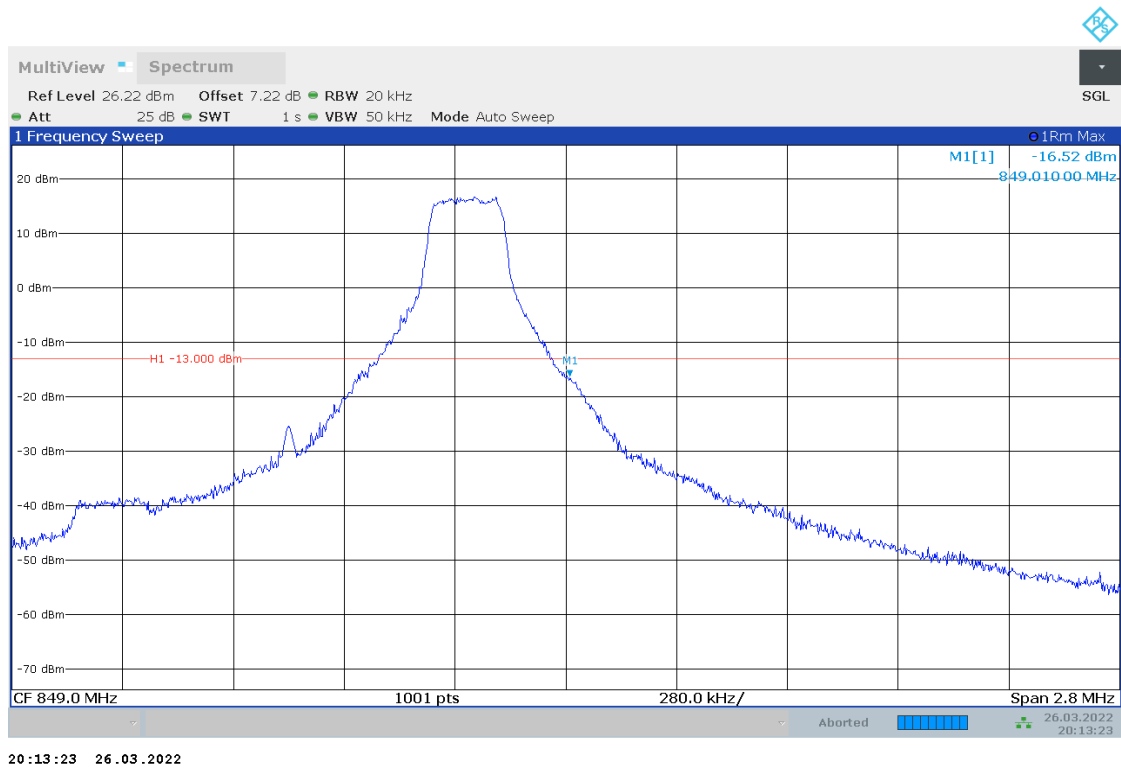
### 5.2.4 TM1\_1.4MHz\_HCH\_RB6#0



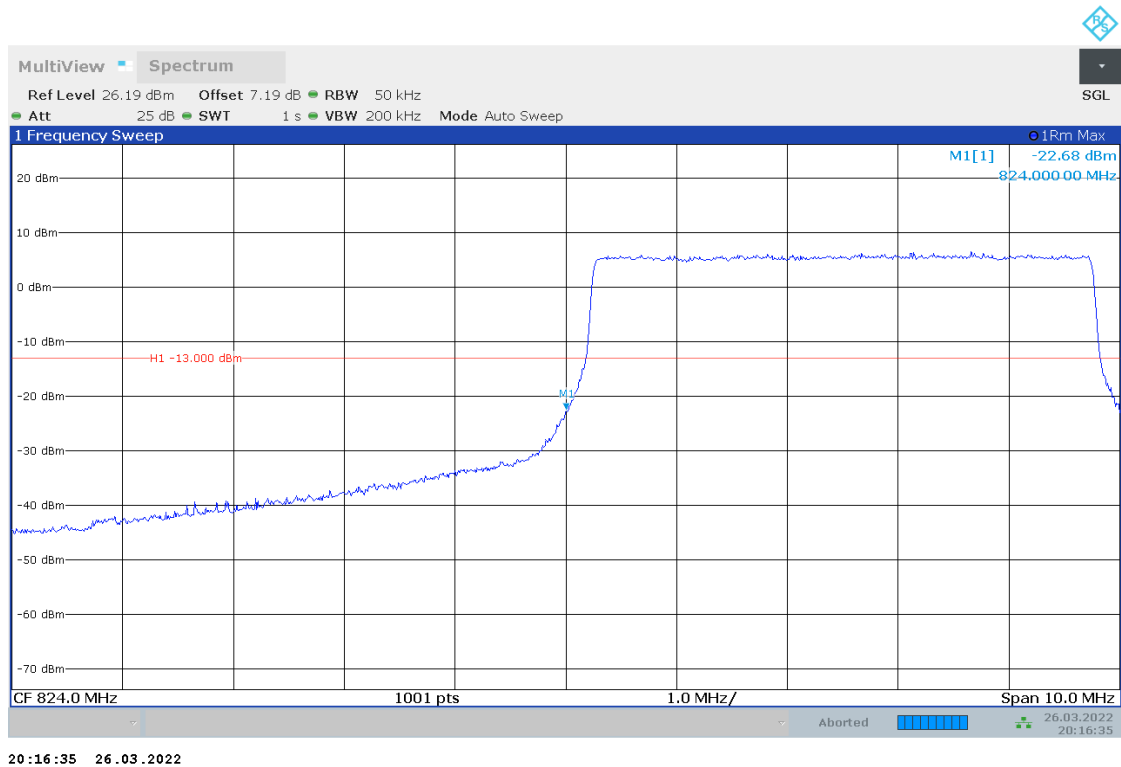
## 5.2.5 TM1\_1.4MHz\_HCH\_RB1#0



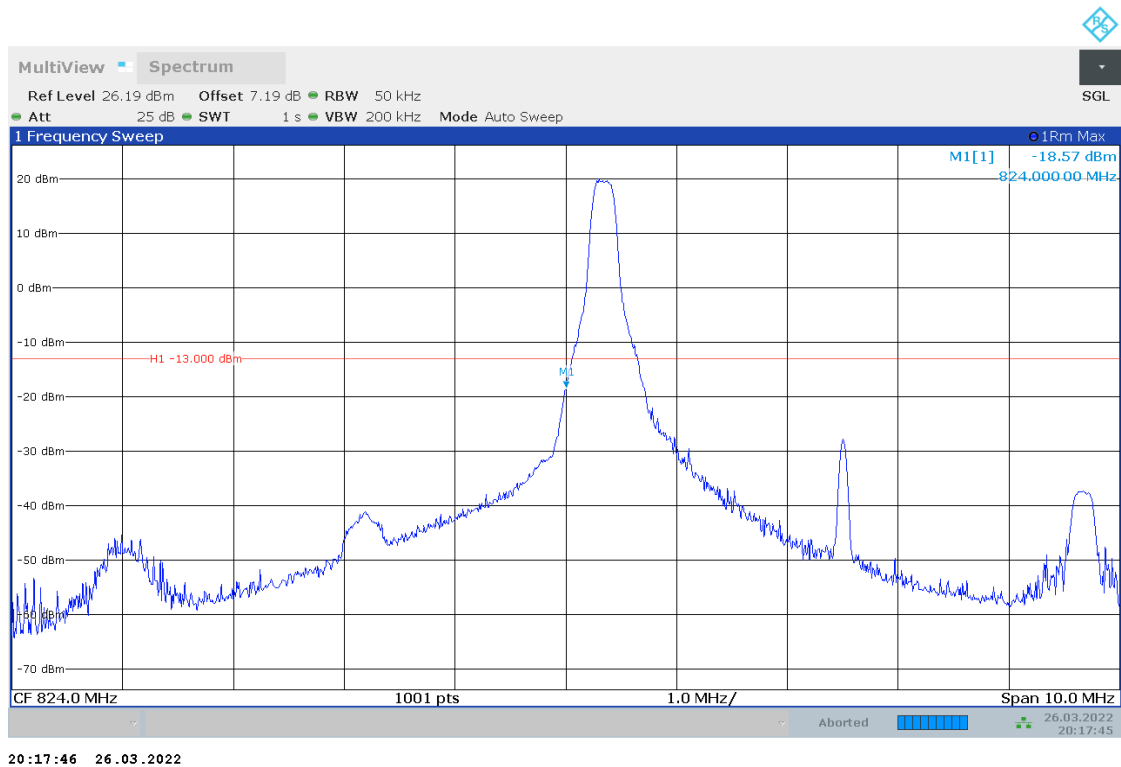
## 5.2.6 TM1\_1.4MHz\_HCH\_RB1#5



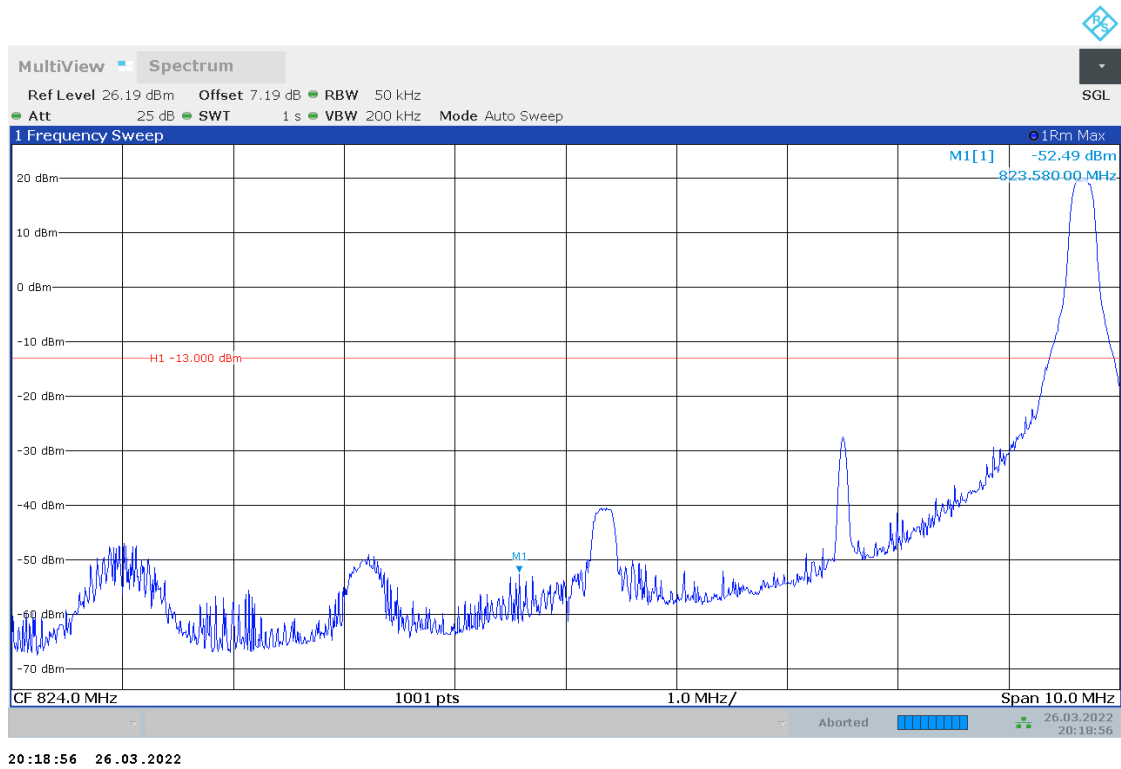
## 5.2.7 TM1\_5MHz\_LCH\_RB25#0



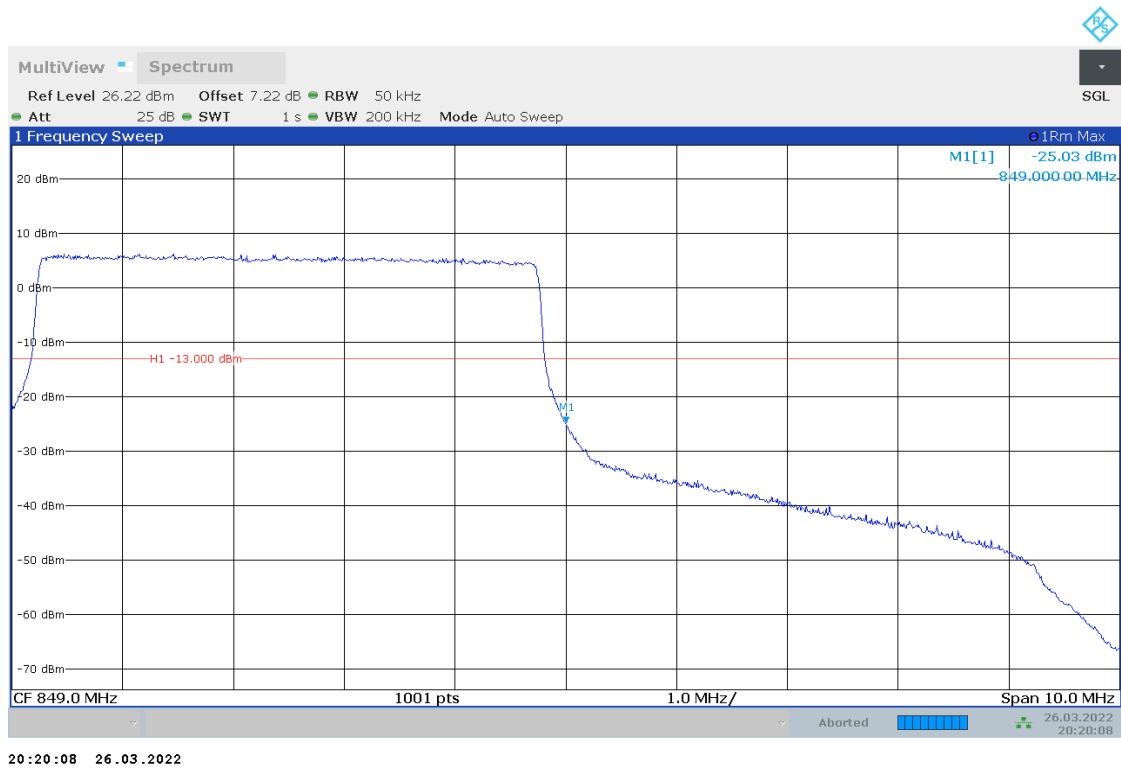
## 5.2.8 TM1\_5MHz\_LCH\_RB1#0



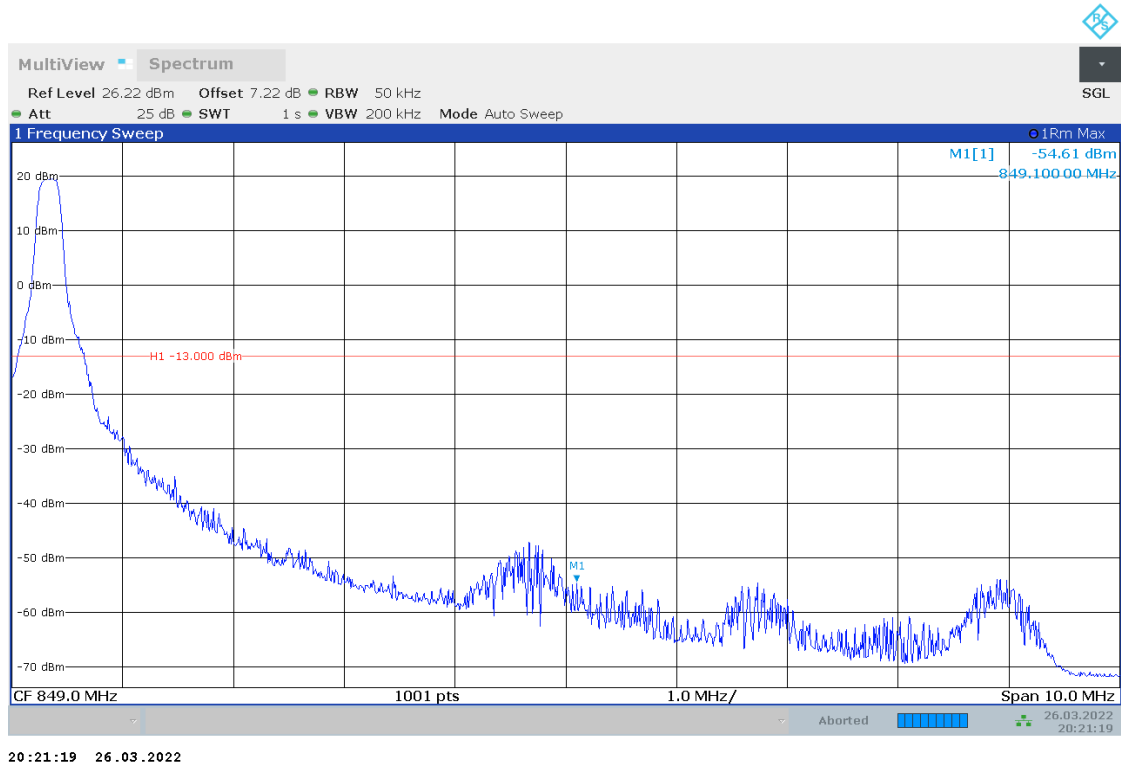
## 5.2.9 TM1\_5MHz\_LCH\_RB1#24



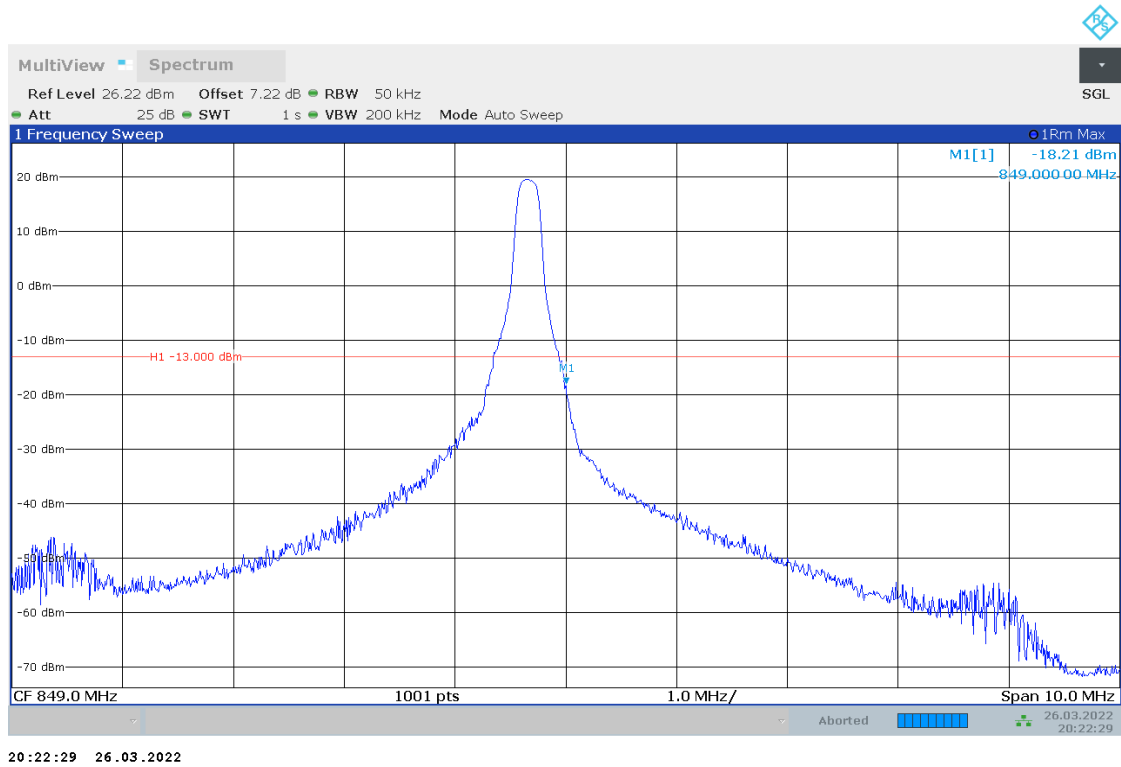
## 5.2.10 TM1\_5MHz\_HCH\_RB25#0



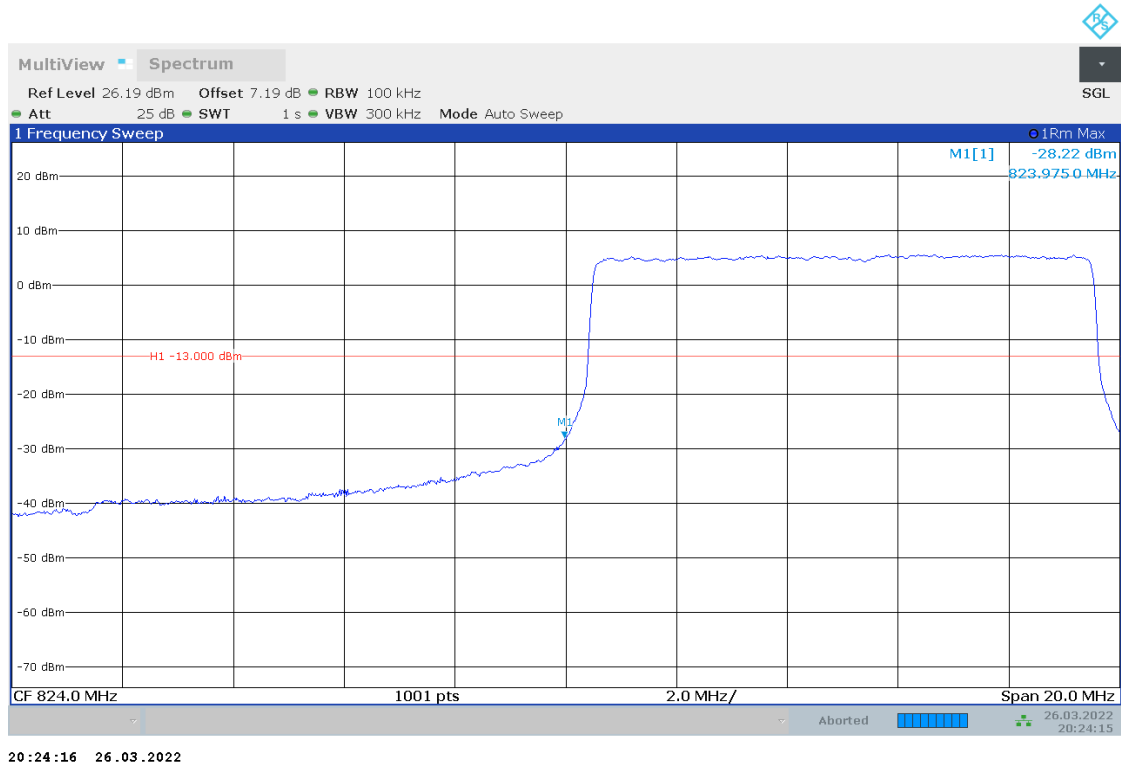
## 5.2.11 TM1\_5MHz\_HCH\_RB1#0



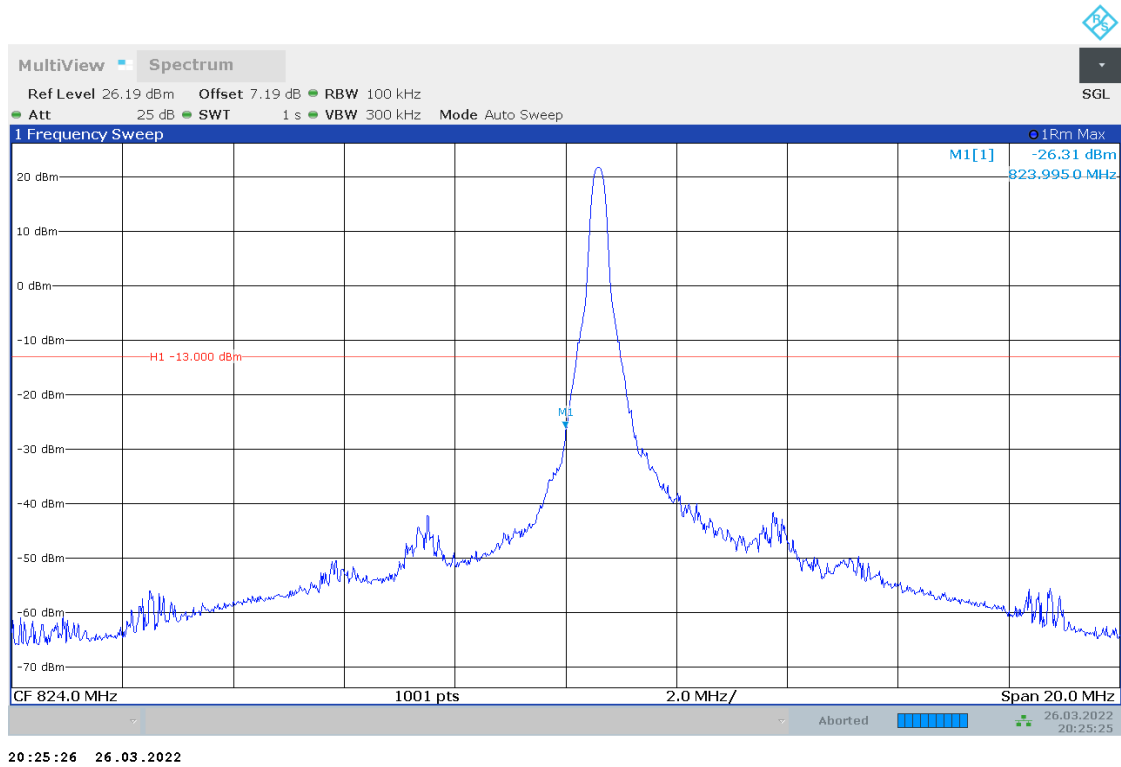
## 5.2.12 TM1\_5MHz\_HCH\_RB1#24



### 5.2.13 TM1\_10MHz\_LCH\_RB50#0

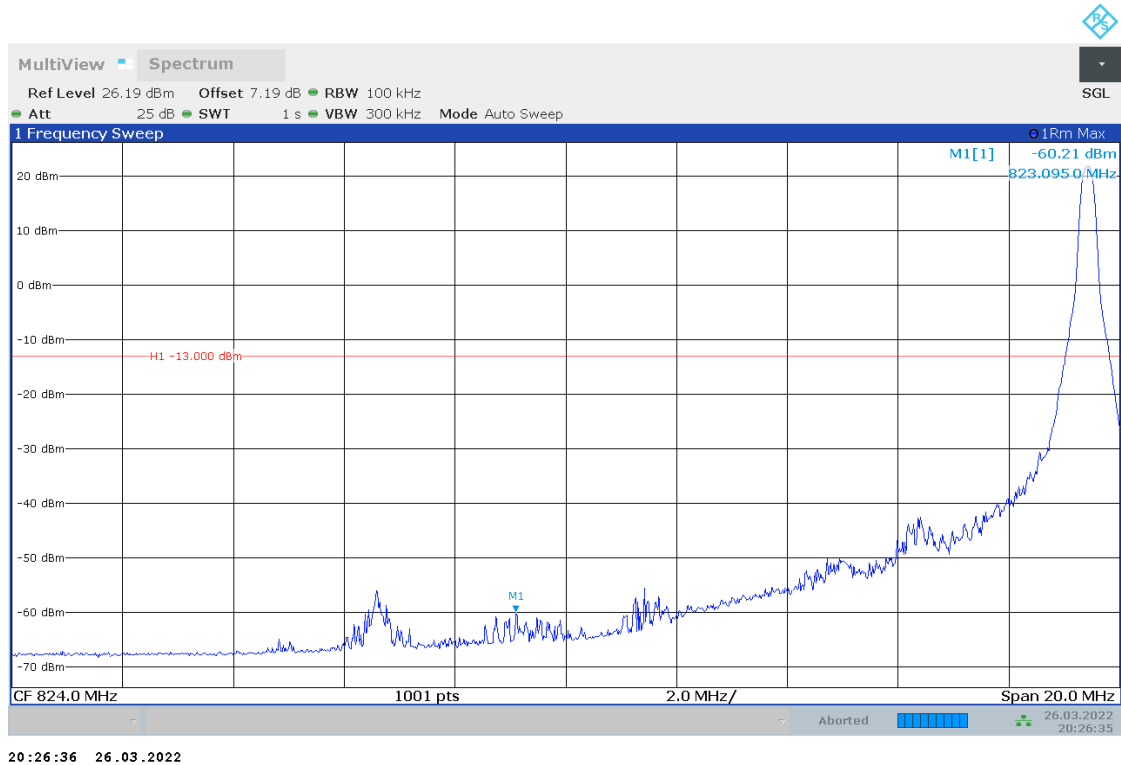


### 5.2.14 TM1\_10MHz\_LCH\_RB1#0

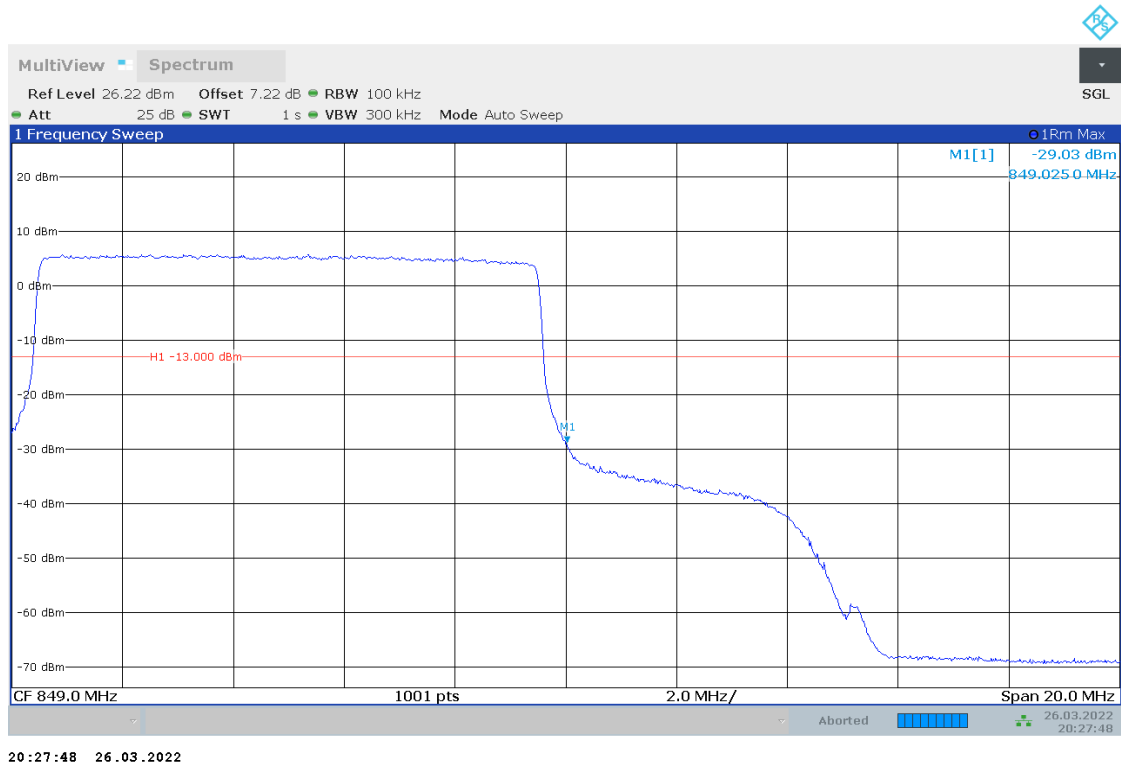




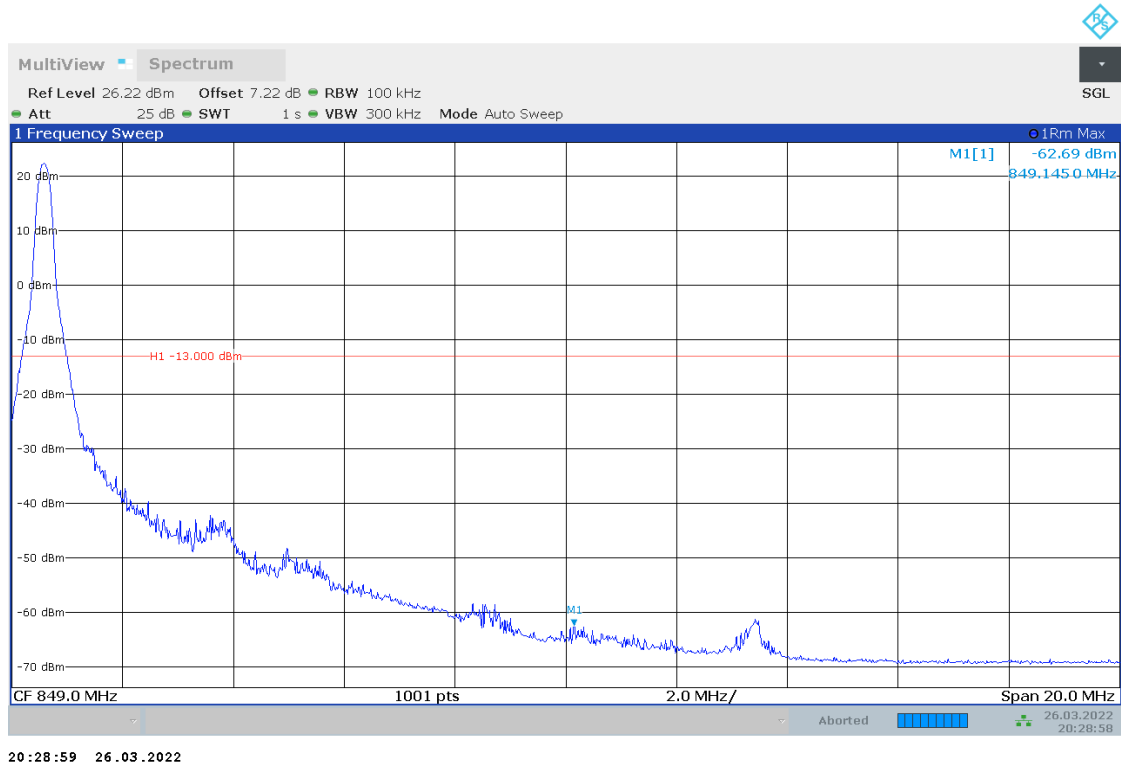
### 5.2.15 TM1\_10MHz\_LCH\_RB1#49



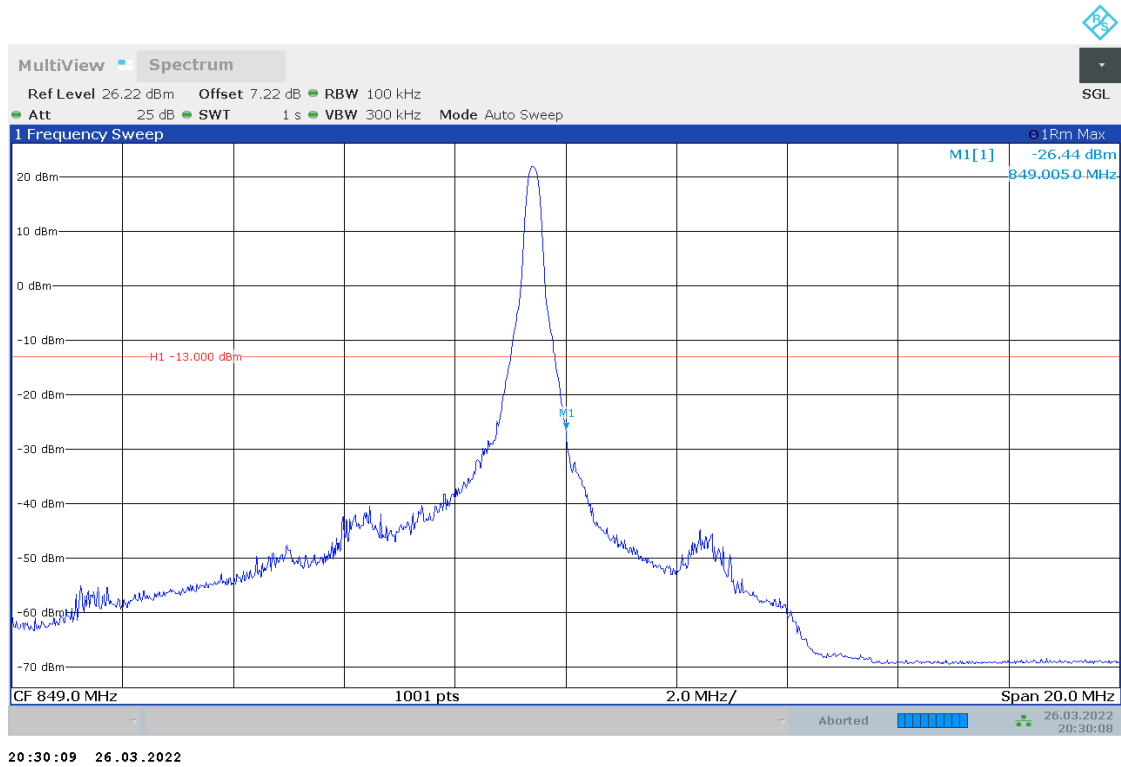
### 5.2.16 TM1\_10MHz\_HCH\_RB50#0



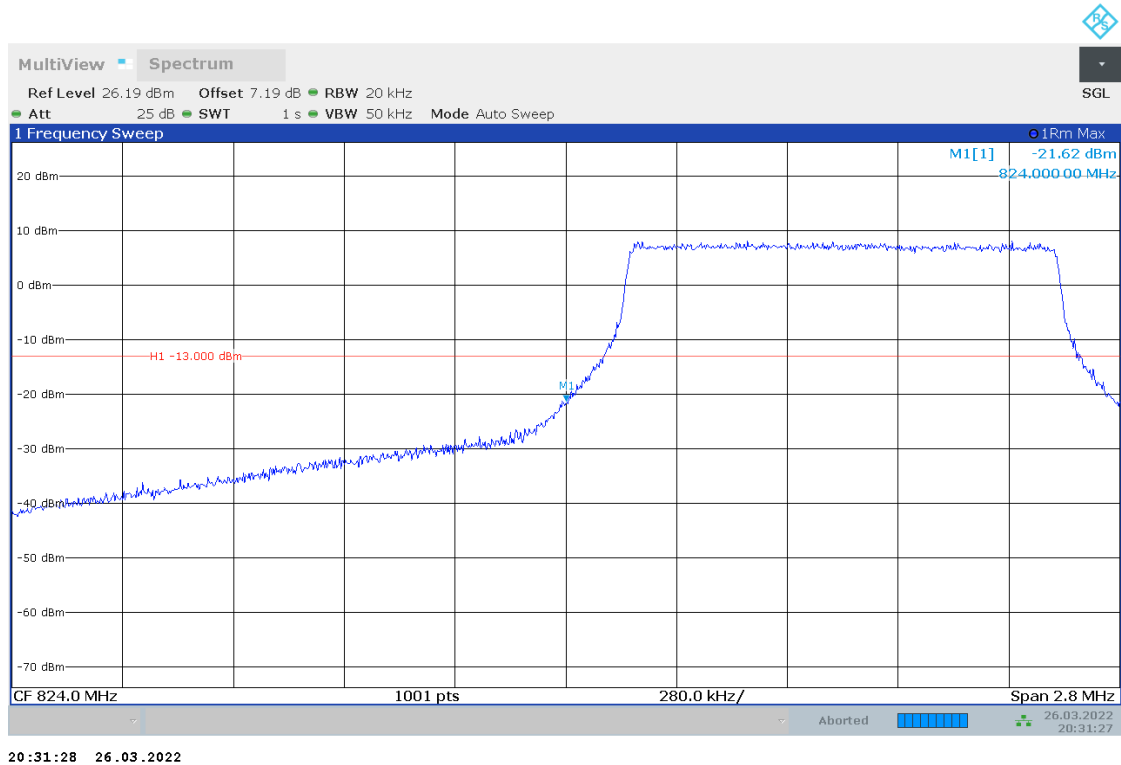
## 5.2.17 TM1\_10MHz\_HCH\_RB1#0



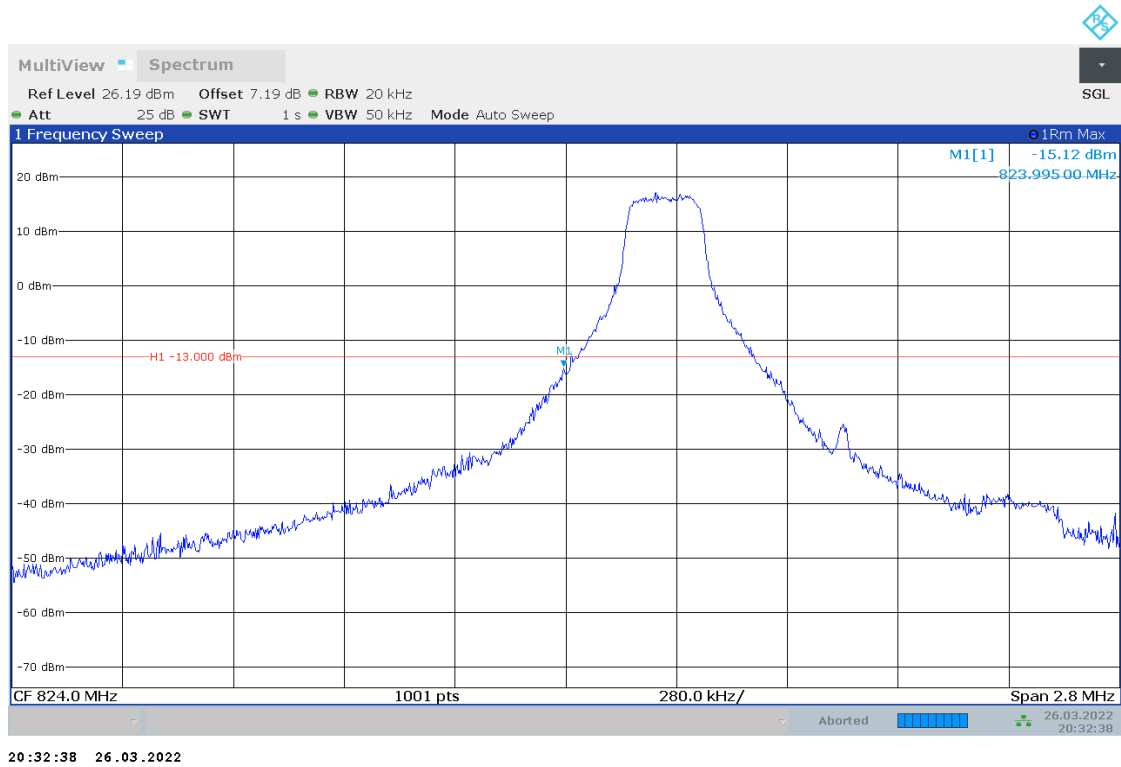
## 5.2.18 TM1\_10MHz\_HCH\_RB1#49



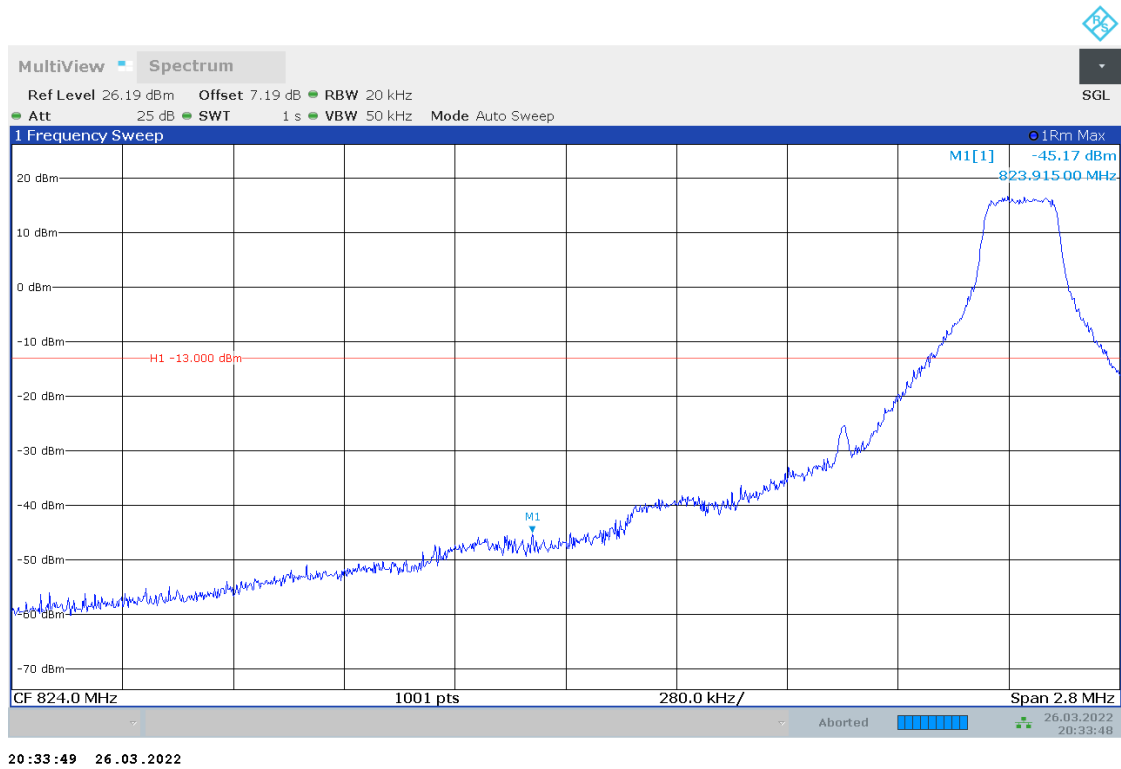
## 5.2.19 TM2\_1.4MHz\_LCH\_RB6#0



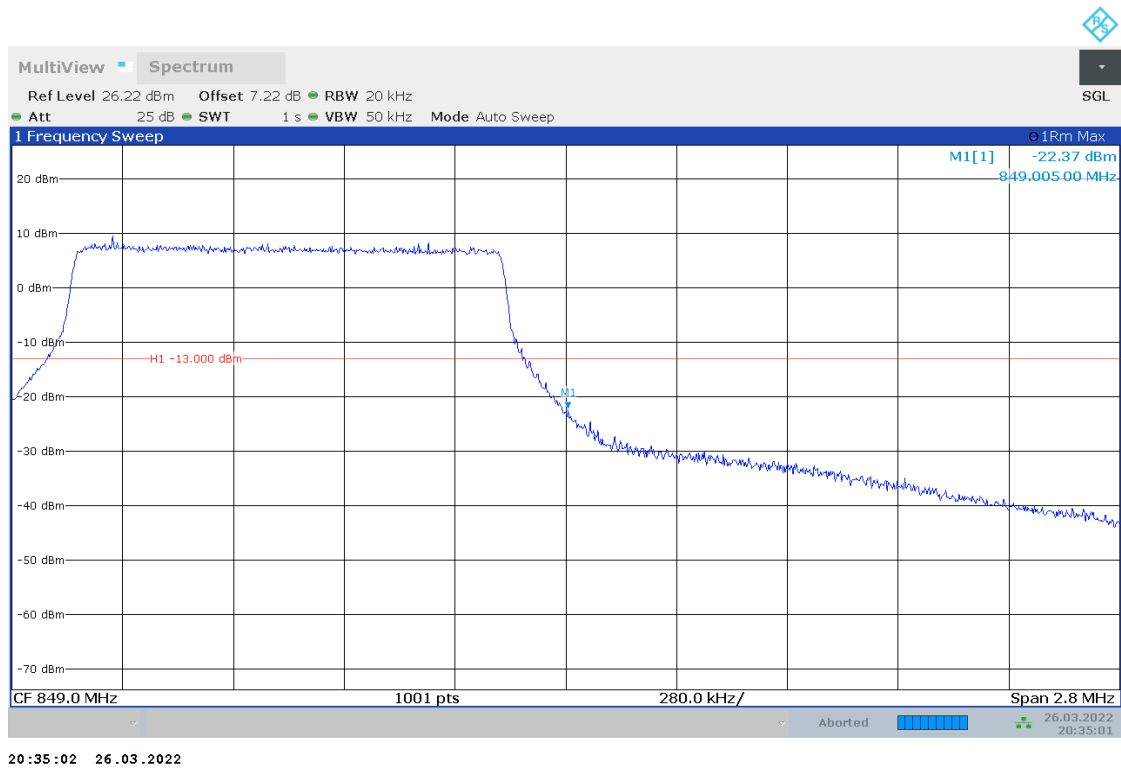
## 5.2.20 TM2\_1.4MHz\_LCH\_RB1#0



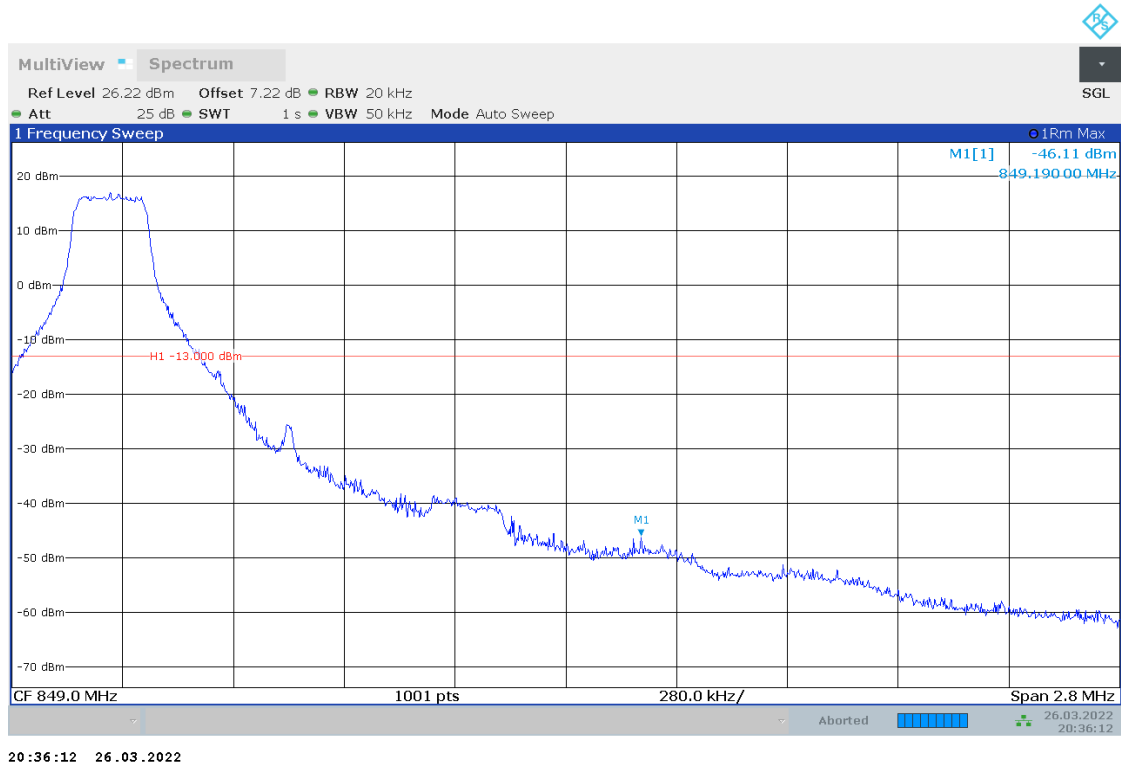
## 5.2.21 TM2\_1.4MHz\_LCH\_RB1#5



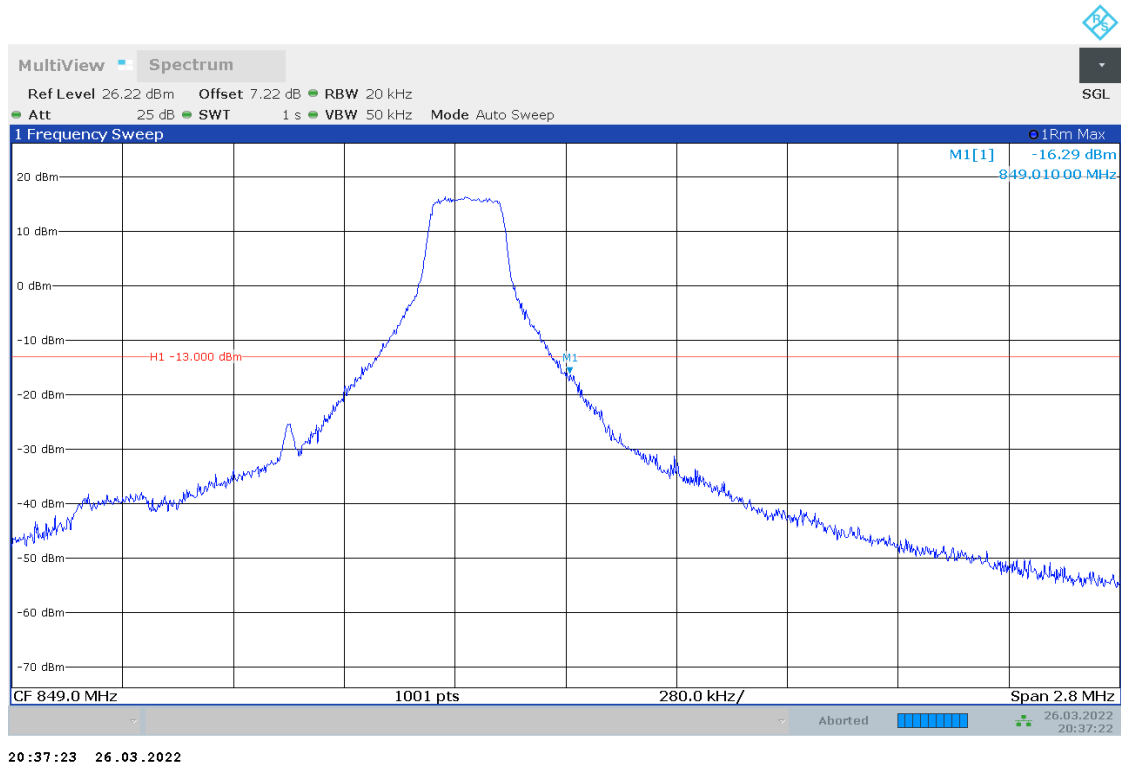
## 5.2.22 TM2\_1.4MHz\_HCH\_RB6#0



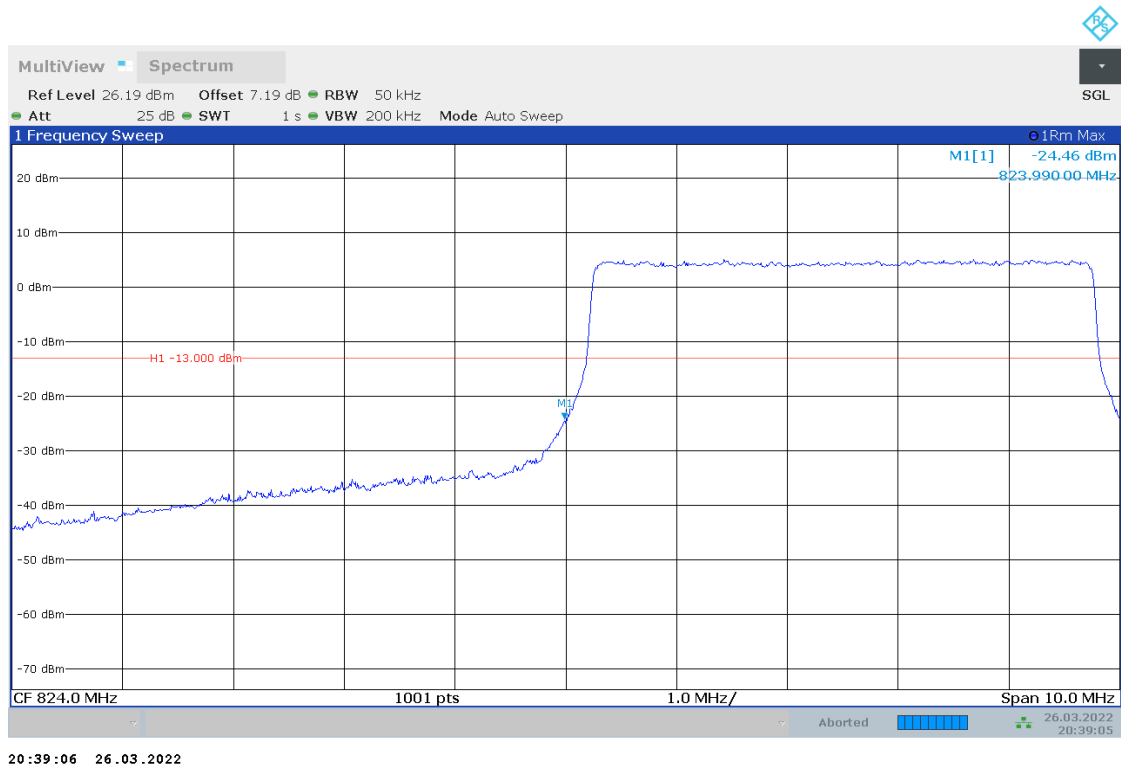
### 5.2.23 TM2\_1.4MHz\_HCH\_RB1#0



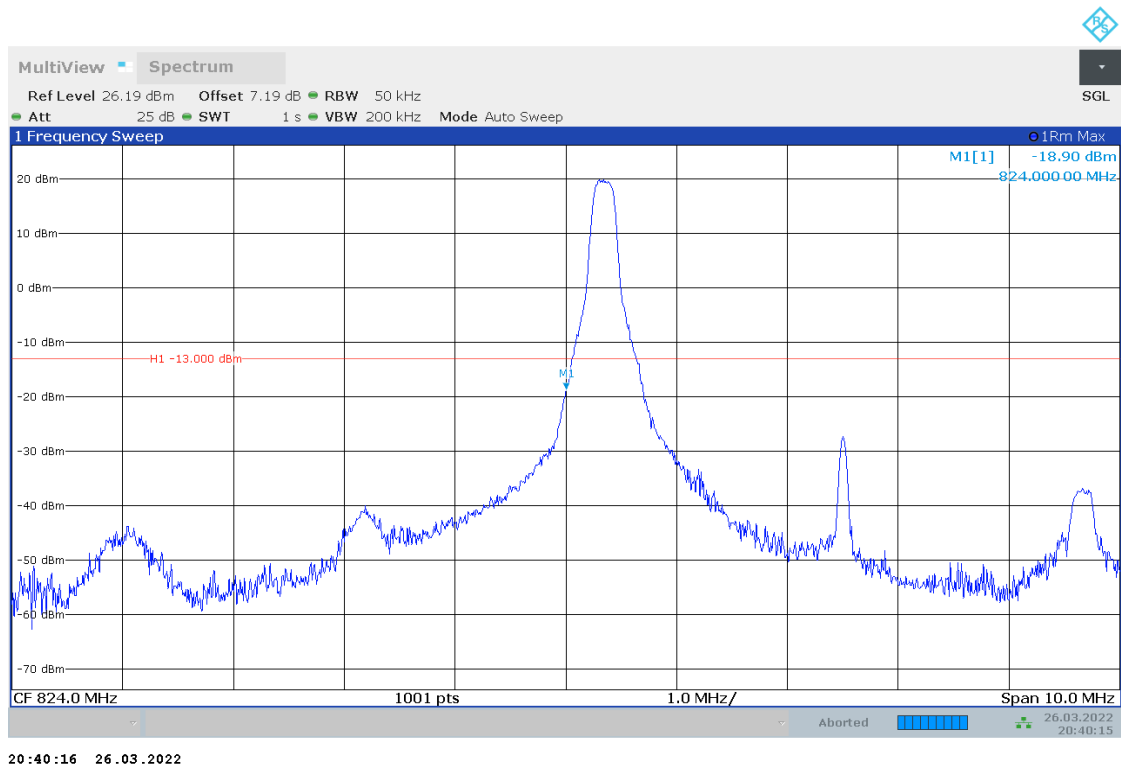
### 5.2.24 TM2\_1.4MHz\_HCH\_RB1#5



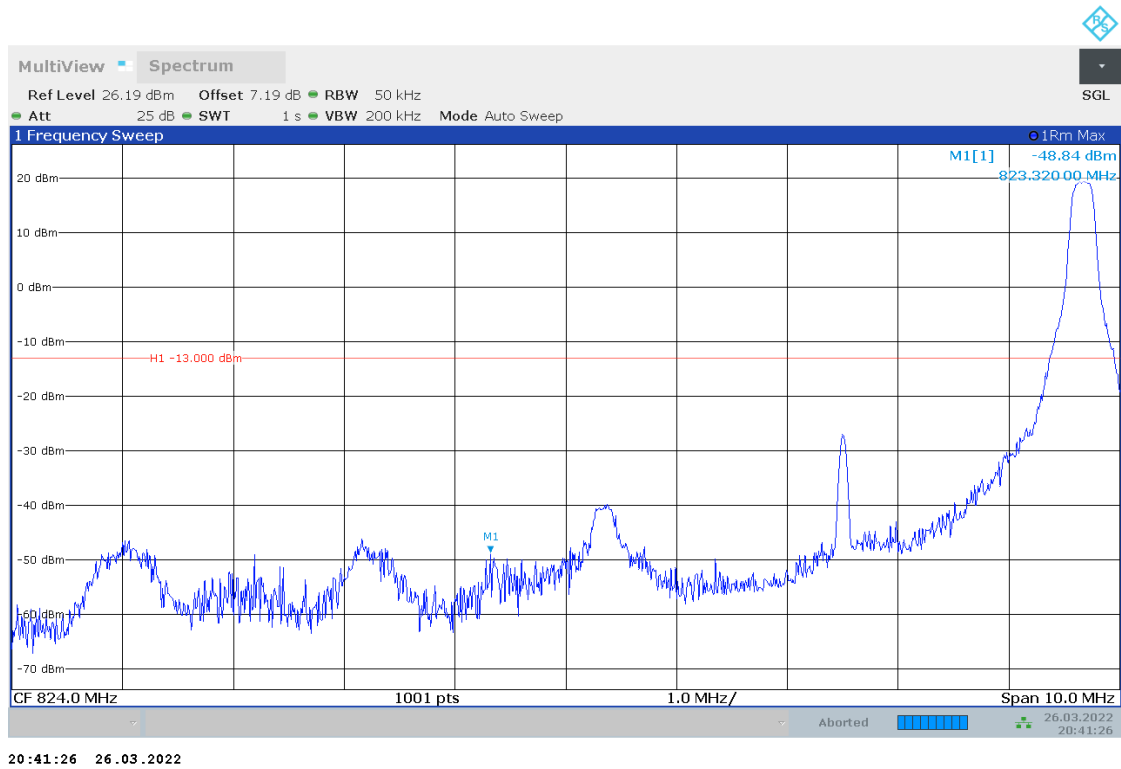
## 5.2.25 TM2\_5MHz\_LCH\_RB25#0



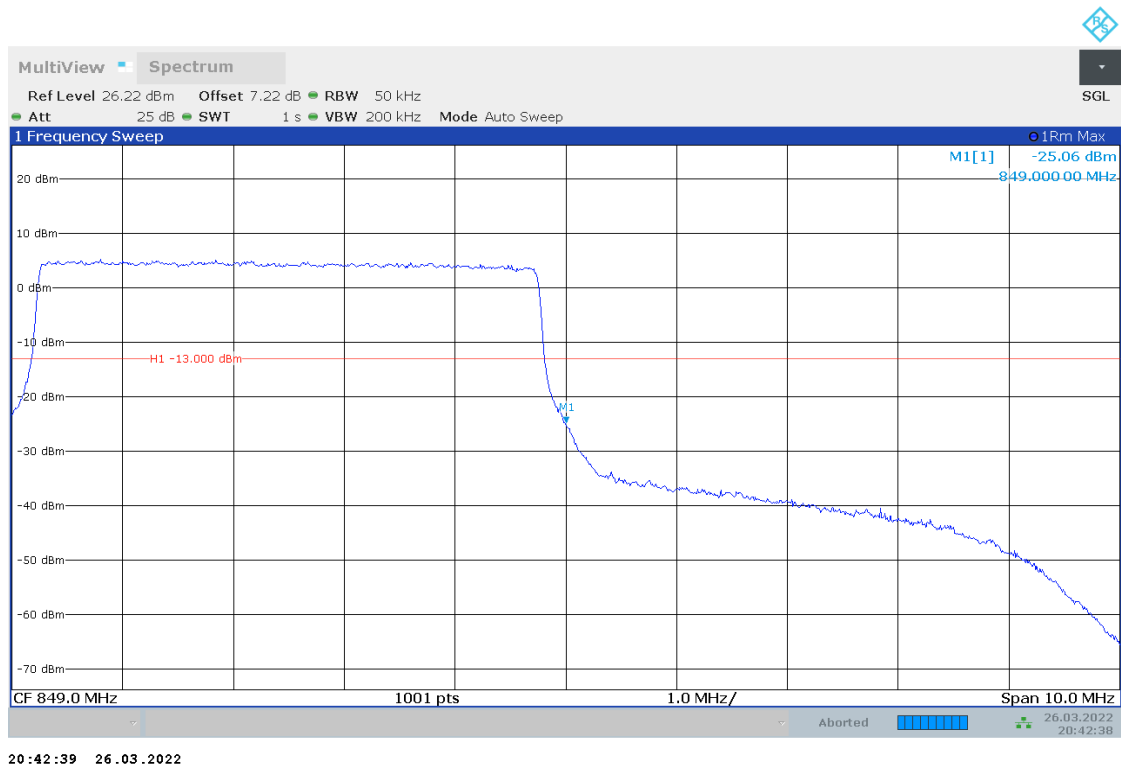
## 5.2.26 TM2\_5MHz\_LCH\_RB1#0



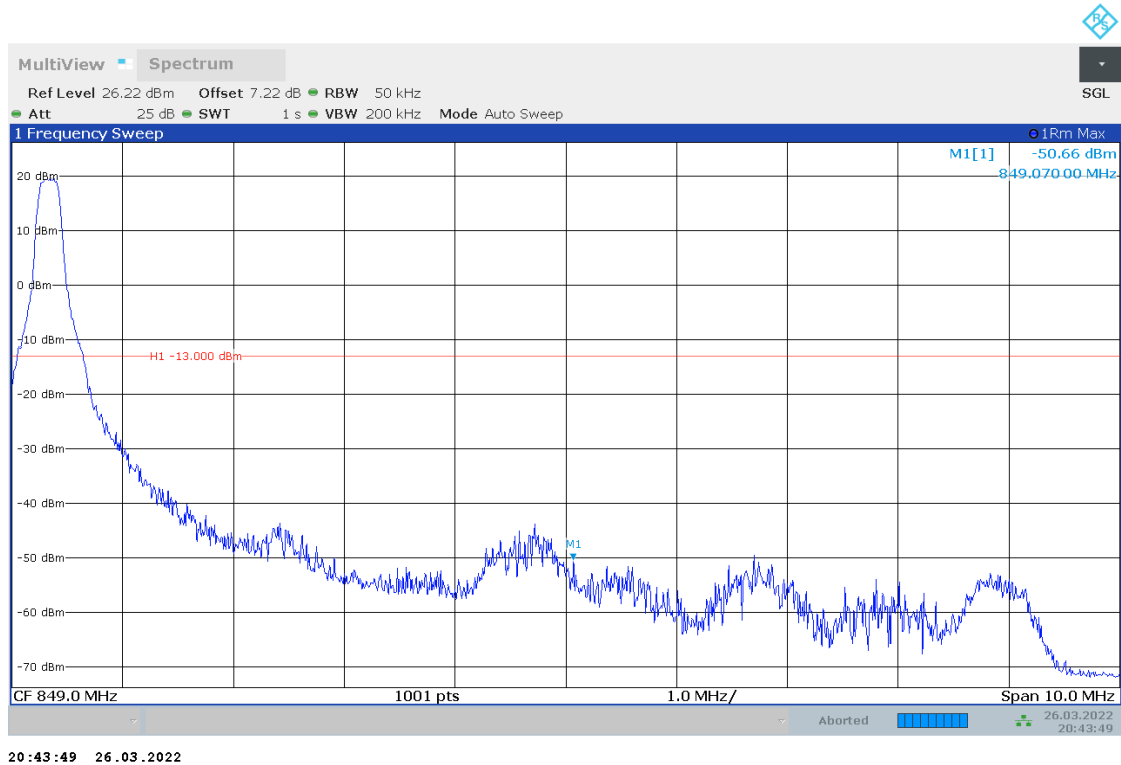
## 5.2.27 TM2\_5MHz\_LCH\_RB1#24



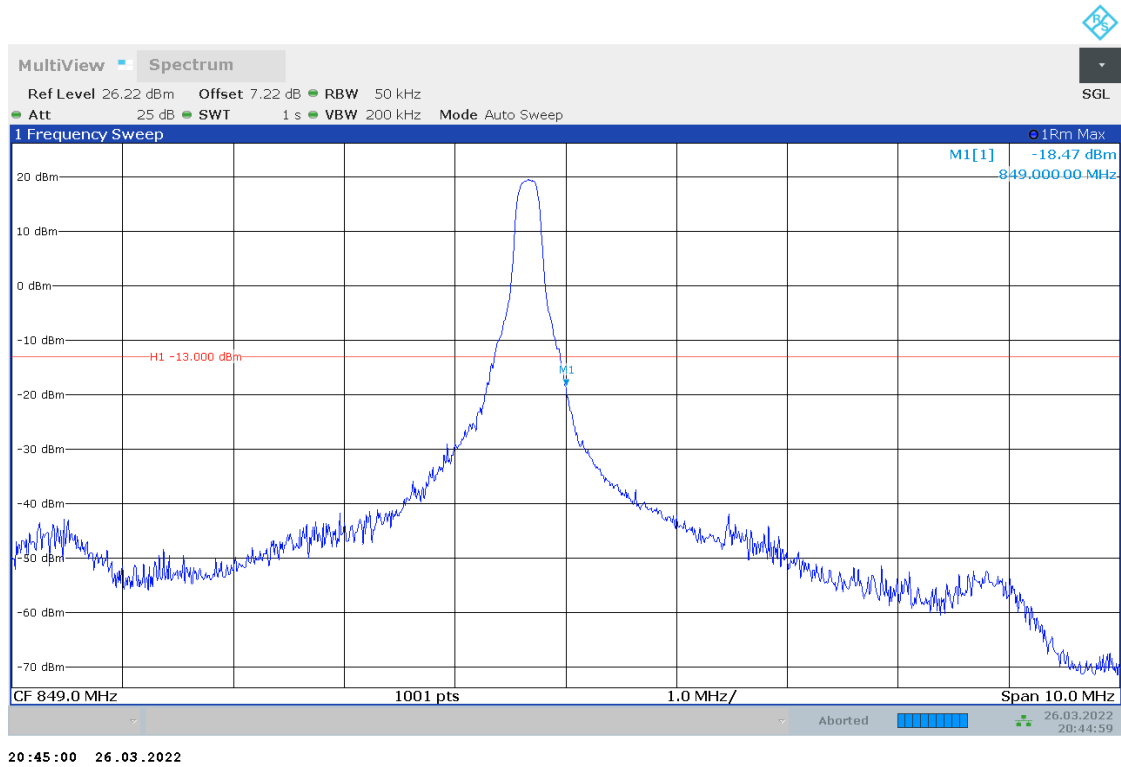
## 5.2.28 TM2\_5MHz\_HCH\_RB25#0



### 5.2.29 TM2\_5MHz\_HCH\_RB1#0

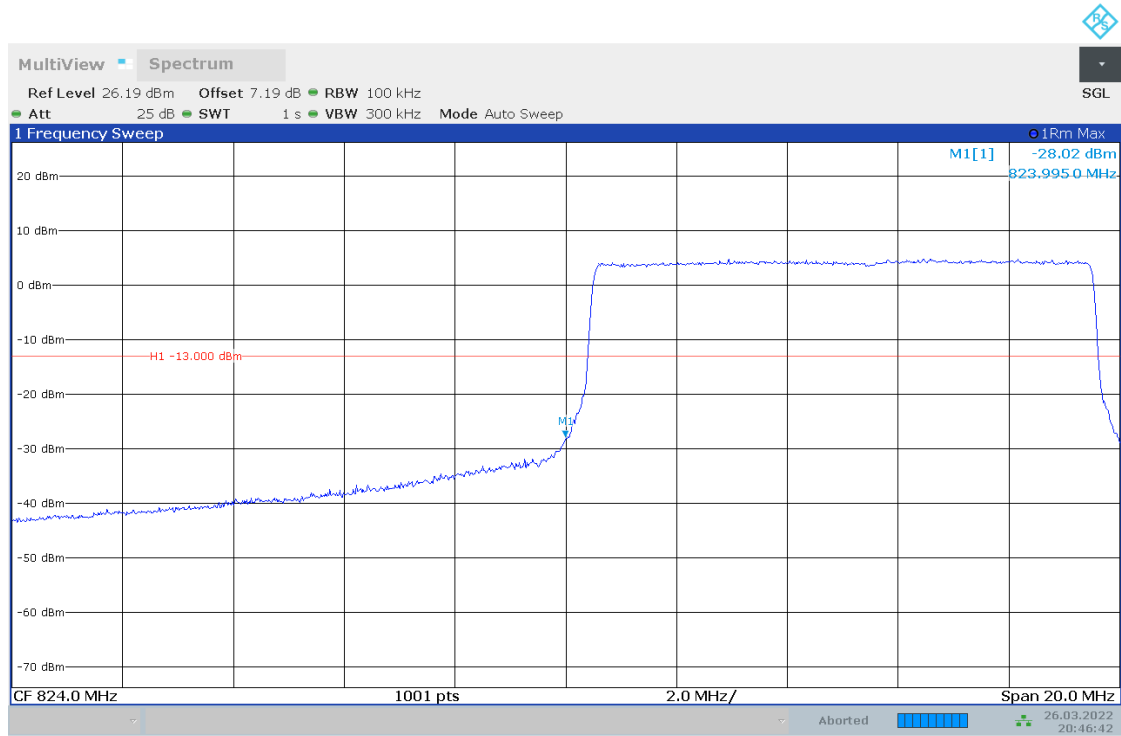


### 5.2.30 TM2\_5MHz\_HCH\_RB1#24

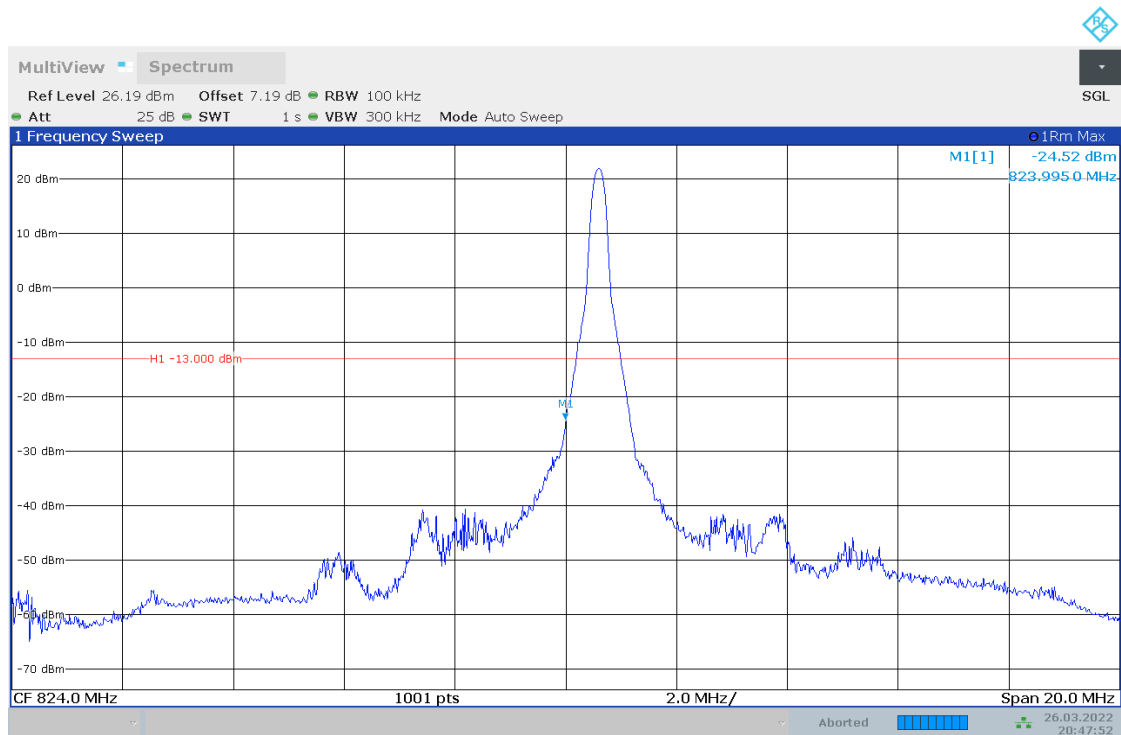




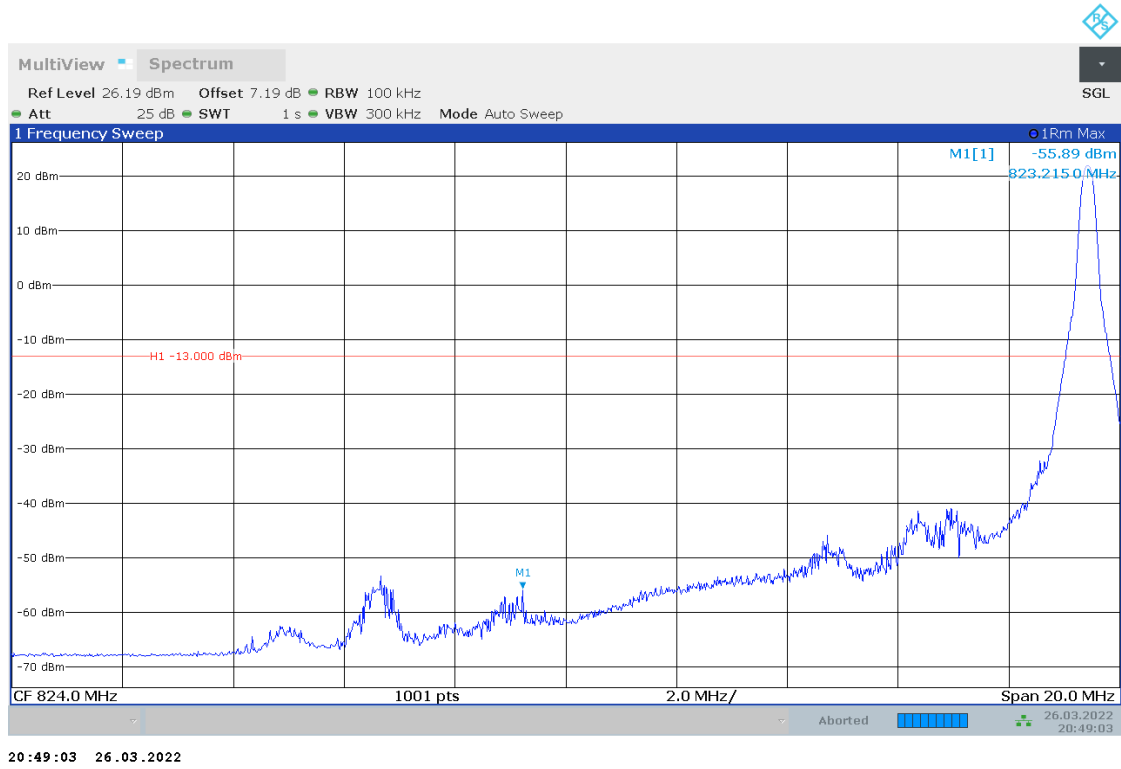
### 5.2.31 TM2\_10MHz\_LCH\_RB50#0



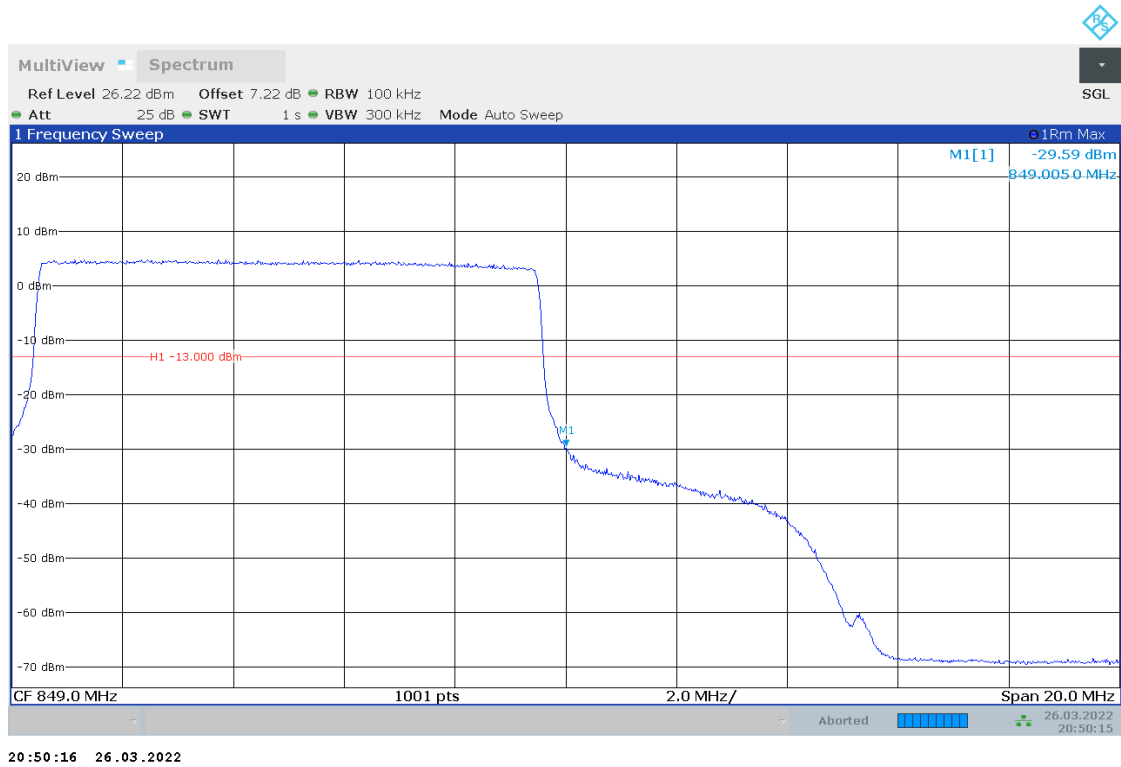
### 5.2.32 TM2\_10MHz\_LCH\_RB1#0



### 5.2.33 TM2\_10MHz\_LCH\_RB1#49



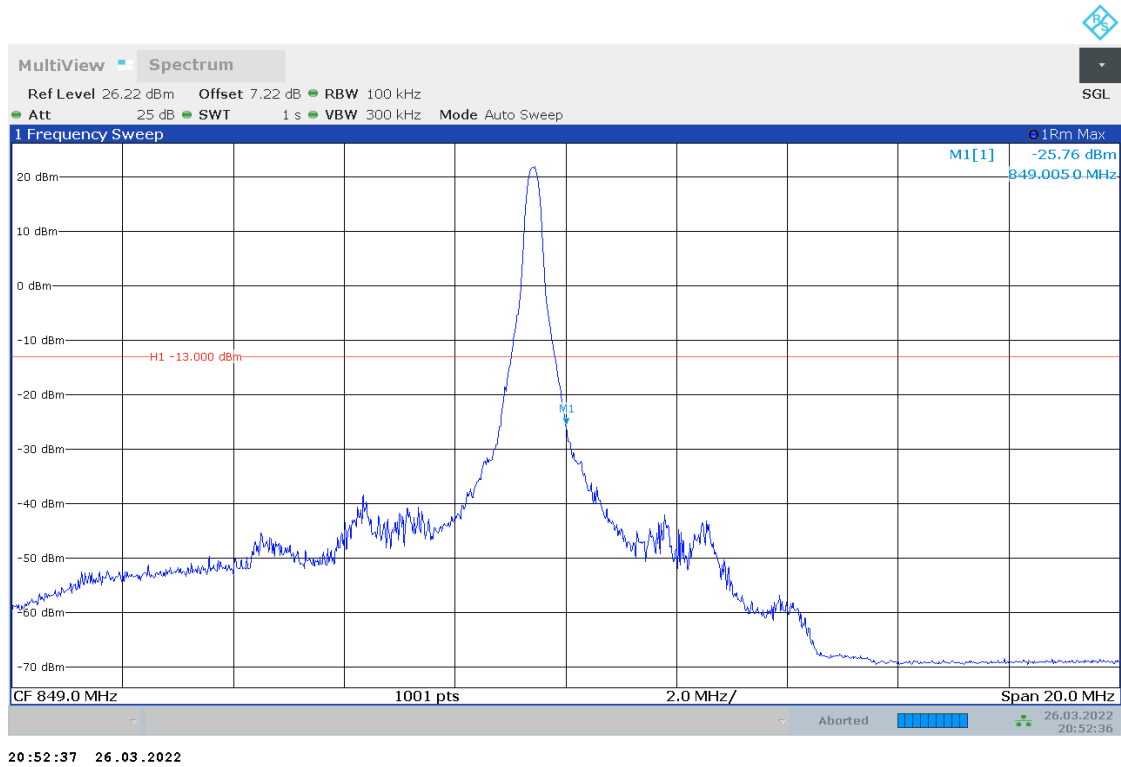
### 5.2.34 TM2\_10MHz\_HCH\_RB50#0



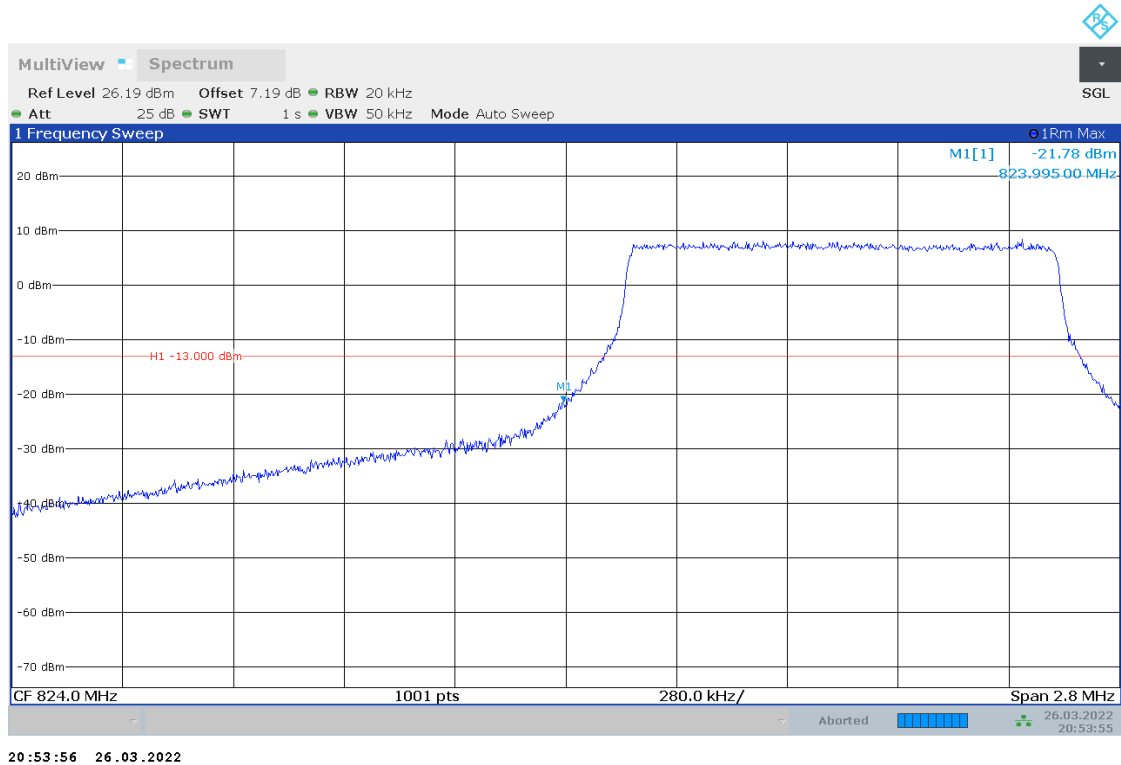
### 5.2.35 TM2\_10MHz\_HCH\_RB1#0



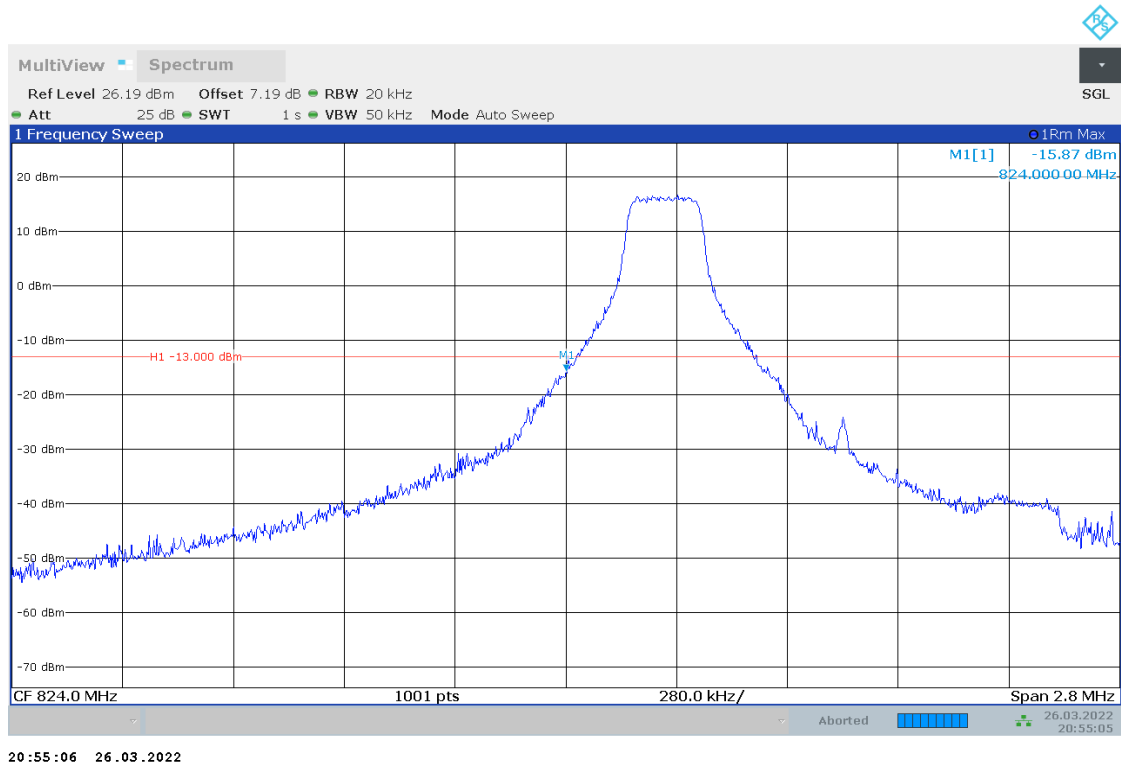
### 5.2.36 TM2\_10MHz\_HCH\_RB1#49



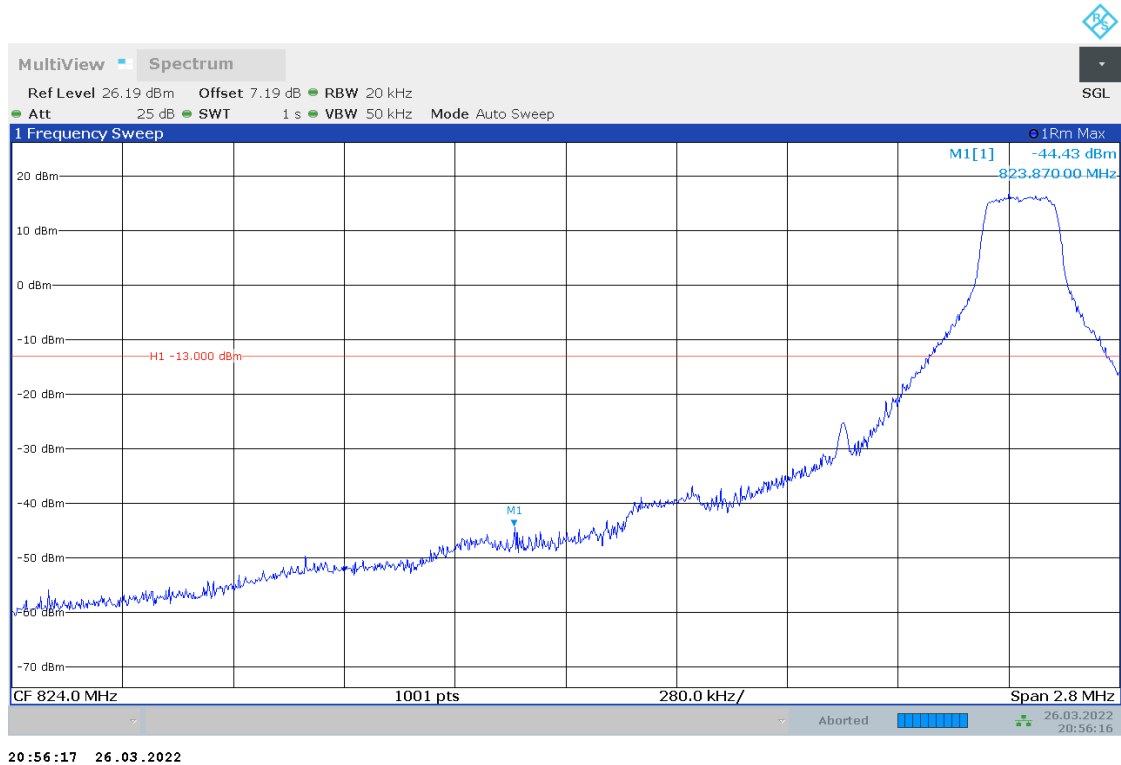
### 5.2.37 TM3\_1.4MHz\_LCH\_RB6#0



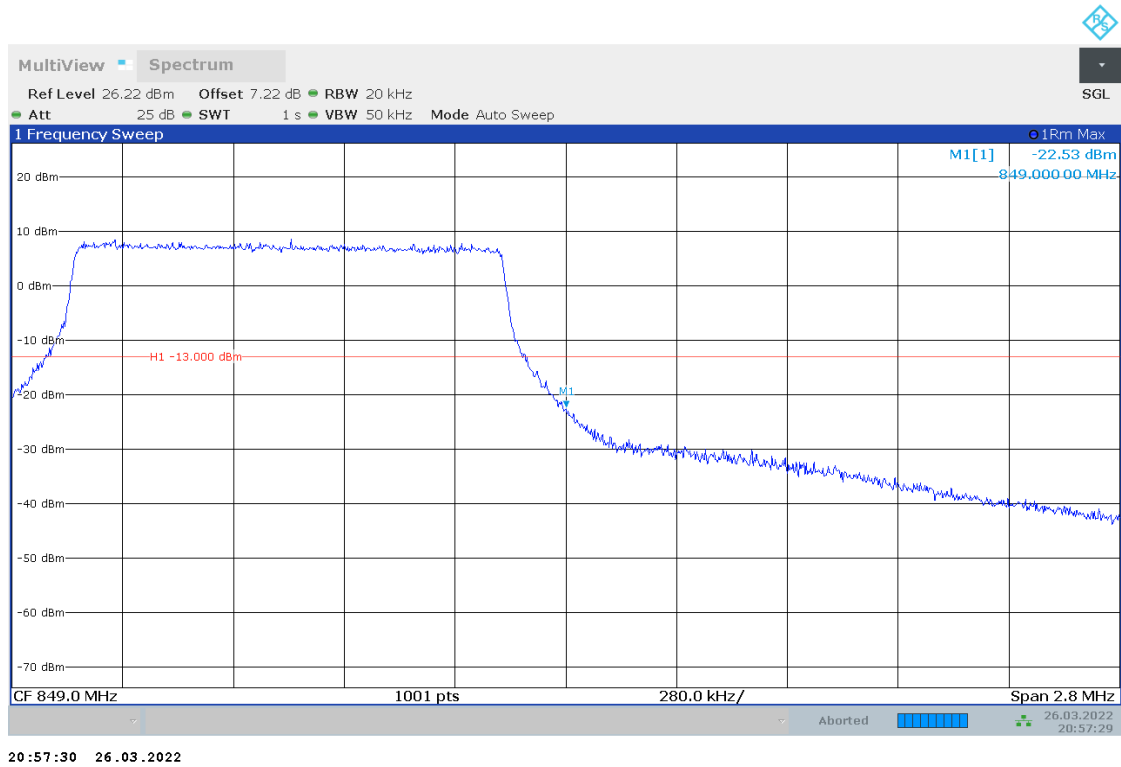
### 5.2.38 TM3\_1.4MHz\_LCH\_RB1#0



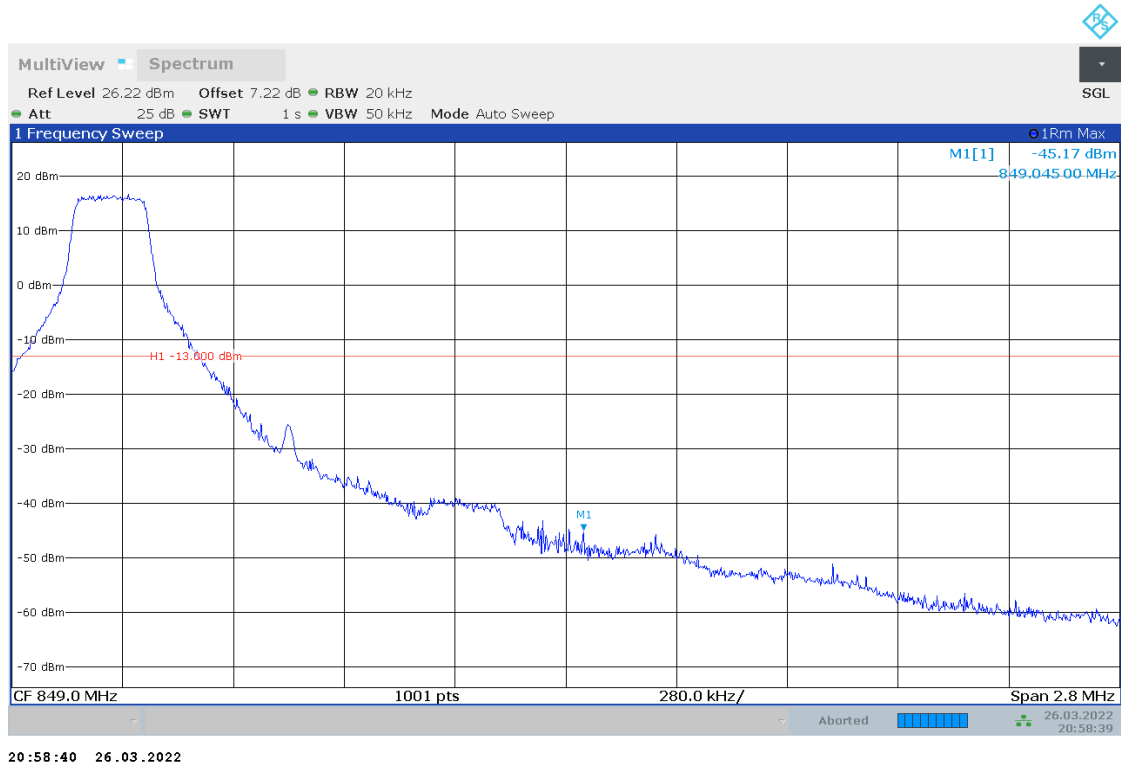
### 5.2.39 TM3\_1.4MHz\_LCH\_RB1#5



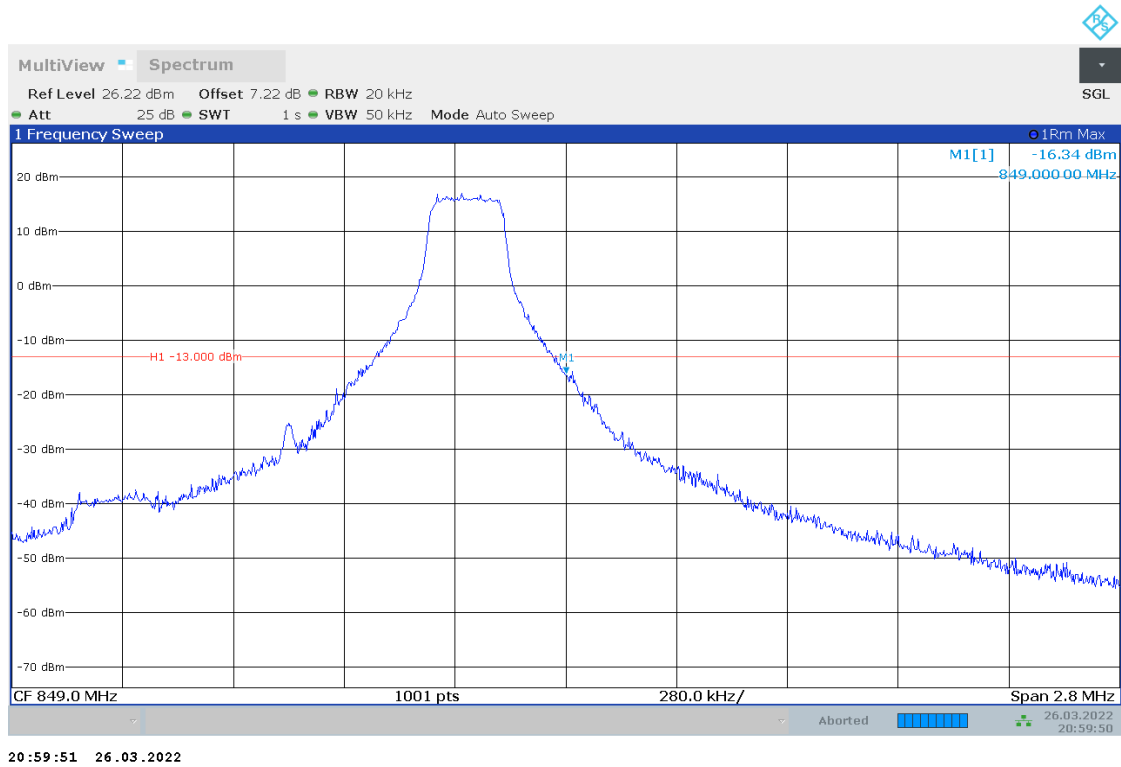
### 5.2.40 TM3\_1.4MHz\_HCH\_RB6#0



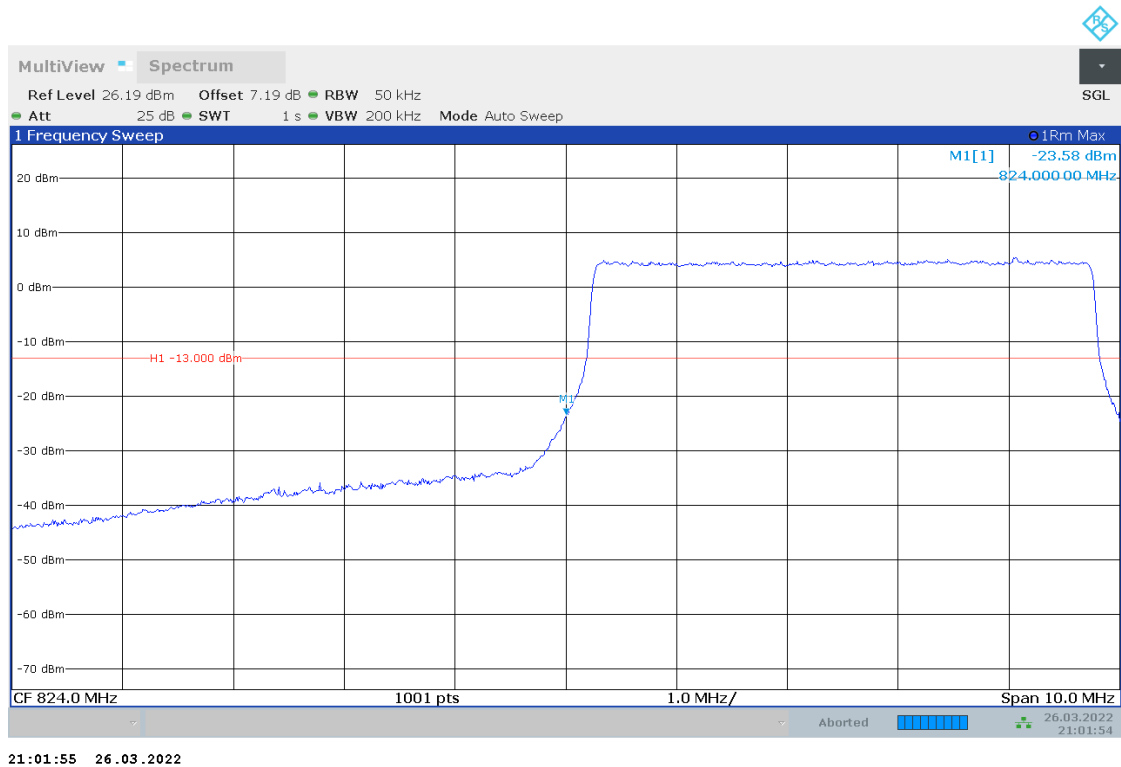
### 5.2.41 TM3\_1.4MHz\_HCH\_RB1#0



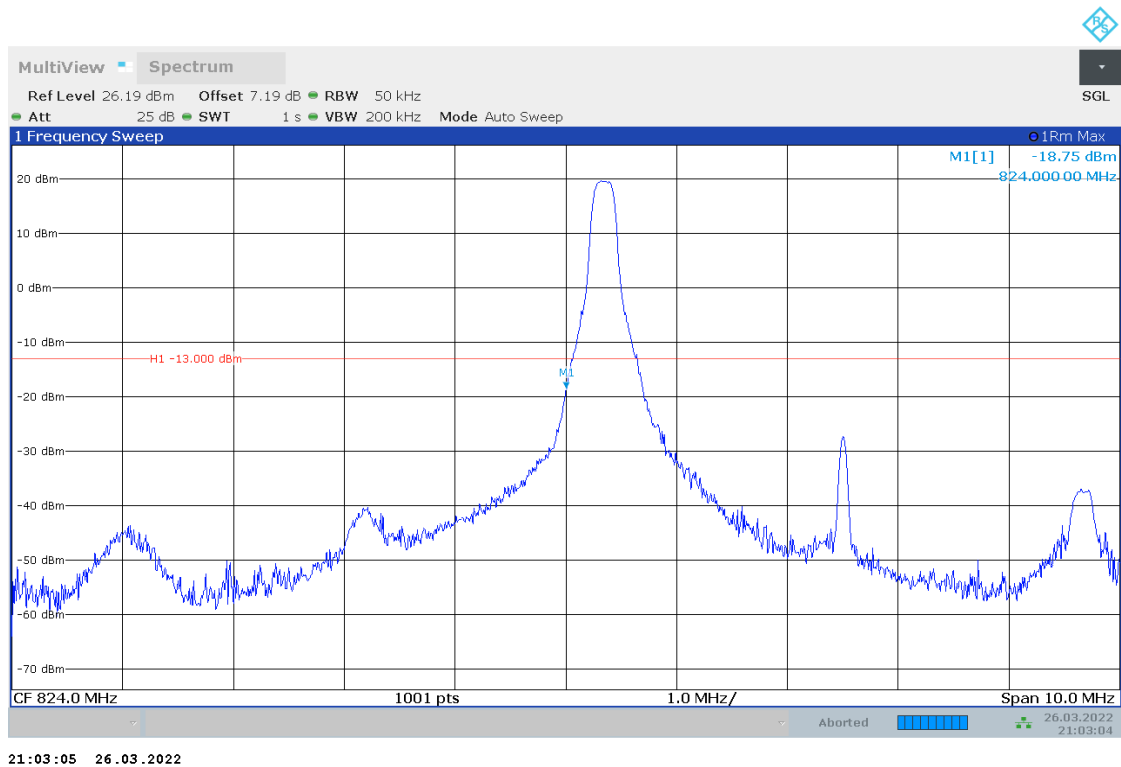
### 5.2.42 TM3\_1.4MHz\_HCH\_RB1#5



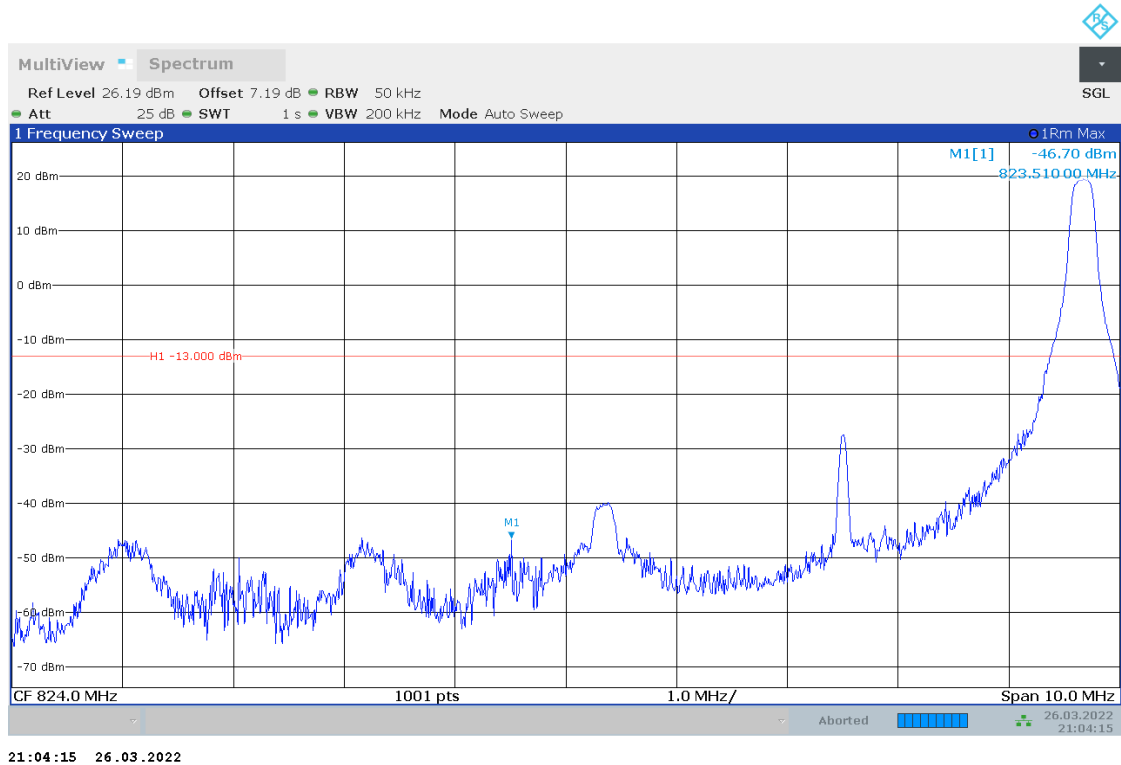
### 5.2.43 TM3\_5MHz\_LCH\_RB25#0



### 5.2.44 TM3\_5MHz\_LCH\_RB1#0



### 5.2.45 TM3\_5MHz\_LCH\_RB1#24



### 5.2.46 TM3\_5MHz\_HCH\_RB25#0

