

Appendix for LTE CA_38C

Model: LGE-NX9

BTL-FCCP-3-2203G019

| Table of Contents | Page |
|---|-------------|
| 1 . APPENDIX A - EFFECTIVE (ISOTROPIC) RADIATED POWER OF TRANSMITTER | 4 |
| 1.1 TEST RESULTS | 4 |
| 2 . APPENDIX B - OCCUPIED BANDWIDTH | 5 |
| 2.1 TEST RESULTS | 5 |
| 2.2 TEST PLOTS | 6 |
| 2.2.1 TM1_LCH_15MHZ+15MHZ_PCCRB75#0_SCCRB75#0 | 6 |
| 2.2.2 TM1_MCH_15MHZ+15MHZ_PCCRB75#0_SCCRB75#0 | 7 |
| 2.2.3 TM1_HCH_15MHZ+15MHZ_PCCRB75#0_SCCRB75#0 | 8 |
| 2.2.4 TM1_LCH_20MHZ+20MHZ_PCCRB100#0_SCCRB100#0 | 9 |
| 2.2.5 TM1_MCH_20MHZ+20MHZ_PCCRB100#0_SCCRB100#0 | 10 |
| 2.2.6 TM1_HCH_20MHZ+20MHZ_PCCRB100#0_SCCRB100#0 | 11 |
| 2.2.7 TM2_LCH_15MHZ+15MHZ_PCCRB75#0_SCCRB75#0 | 12 |
| 2.2.8 TM2_MCH_15MHZ+15MHZ_PCCRB75#0_SCCRB75#0 | 13 |
| 2.2.9 TM2_HCH_15MHZ+15MHZ_PCCRB75#0_SCCRB75#0 | 14 |
| 2.2.10 TM2_LCH_20MHZ+20MHZ_PCCRB100#0_SCCRB100#0 | 15 |
| 2.2.11 TM2_MCH_20MHZ+20MHZ_PCCRB100#0_SCCRB100#0 | 16 |
| 2.2.12 TM2_HCH_20MHZ+20MHZ_PCCRB100#0_SCCRB100#0 | 17 |
| 2.2.13 TM3_LCH_15MHZ+15MHZ_PCCRB75#0_SCCRB75#0 | 18 |
| 2.2.14 TM3_MCH_15MHZ+15MHZ_PCCRB75#0_SCCRB75#0 | 19 |
| 2.2.15 TM3_HCH_15MHZ+15MHZ_PCCRB75#0_SCCRB75#0 | 20 |
| 2.2.16 TM3_LCH_20MHZ+20MHZ_PCCRB100#0_SCCRB100#0 | 21 |
| 2.2.17 TM3_MCH_20MHZ+20MHZ_PCCRB100#0_SCCRB100#0 | 22 |
| 2.2.18 TM3_HCH_20MHZ+20MHZ_PCCRB100#0_SCCRB100#0 | 23 |
| 3 . APPENDIX C - BAND EDGES COMPLIANCE | 24 |
| 3.1 TEST RESULTS | 24 |
| 3.2 TEST PLOTS | 25 |
| 3.2.1 TM1_LCH_15MHZ+15MHZ_PCCRB75#0_SCCRB75#0 | 25 |
| 3.2.2 TM1_LCH_15MHZ+15MHZ_PCCRB1#0_SCCRB1#74 | 26 |
| 3.2.3 TM1_HCH_15MHZ+15MHZ_PCCRB75#0_SCCRB75#0 | 27 |
| 3.2.4 TM1_HCH_15MHZ+15MHZ_PCCRB1#0_SCCRB1#74 | 28 |
| 3.2.5 TM1_LCH_20MHZ+20MHZ_PCCRB100#0_SCCRB100#0 | 29 |
| 3.2.6 TM1_LCH_20MHZ+20MHZ_PCCRB1#0_SCCRB1#99 | 30 |
| 3.2.7 TM1_HCH_20MHZ+20MHZ_PCCRB100#0_SCCRB100#0 | 31 |
| 3.2.8 TM1_HCH_20MHZ+20MHZ_PCCRB1#0_SCCRB1#99 | 32 |
| 3.2.9 TM2_LCH_15MHZ+15MHZ_PCCRB75#0_SCCRB75#0 | 33 |
| 3.2.10 TM2_LCH_15MHZ+15MHZ_PCCRB1#0_SCCRB1#74 | 34 |
| 3.2.11 TM2_HCH_15MHZ+15MHZ_PCCRB75#0_SCCRB75#0 | 35 |
| 3.2.12 TM2_HCH_15MHZ+15MHZ_PCCRB1#0_SCCRB1#74 | 36 |
| 3.2.13 TM2_LCH_20MHZ+20MHZ_PCCRB100#0_SCCRB100#0 | 37 |
| 3.2.14 TM2_LCH_20MHZ+20MHZ_PCCRB1#0_SCCRB1#99 | 38 |

| Table of Contents | Page |
|---|-------------|
| 3.2.15 TM2_HCH_20MHZ+20MHZ_PCCRB100#0_SCCRB100#0 | 39 |
| 3.2.16 TM2_HCH_20MHZ+20MHZ_PCCRB1#0_SCCRB1#99 | 40 |
| 3.2.17 TM3_LCH_15MHZ+15MHZ_PCCRB75#0_SCCRB75#0 | 41 |
| 3.2.18 TM3_LCH_15MHZ+15MHZ_PCCRB1#0_SCCRB1#74 | 42 |
| 3.2.19 TM3_HCH_15MHZ+15MHZ_PCCRB75#0_SCCRB75#0 | 43 |
| 3.2.20 TM3_HCH_15MHZ+15MHZ_PCCRB1#0_SCCRB1#74 | 44 |
| 3.2.21 TM3_LCH_20MHZ+20MHZ_PCCRB100#0_SCCRB100#0 | 45 |
| 3.2.22 TM3_LCH_20MHZ+20MHZ_PCCRB1#0_SCCRB1#99 | 46 |
| 3.2.23 TM3_HCH_20MHZ+20MHZ_PCCRB100#0_SCCRB100#0 | 47 |
| 3.2.24 TM3_HCH_20MHZ+20MHZ_PCCRB1#0_SCCRB1#99 | 48 |
| 4 . APPENDIX D - SPURIOUS EMISSION AT ANTENNA TERMINAL | 49 |
| 4.1 TEST RESULTS | 49 |
| 4.2 TEST PLOTS | 51 |
| 4.2.1 TM1_LCH_15MHZ+15MHZ_PCCRB75#0_SCCRB75#0 | 51 |
| 4.2.2 TM1_LCH_15MHZ+15MHZ_PCCRB1#0_SCCRB1#74 | 53 |
| 4.2.3 TM1_MCH_15MHZ+15MHZ_PCCRB75#0_SCCRB75#0 | 55 |
| 4.2.4 TM1_MCH_15MHZ+15MHZ_PCCRB1#0_SCCRB1#74 | 57 |
| 4.2.5 TM1_HCH_15MHZ+15MHZ_PCCRB75#0_SCCRB75#0 | 59 |
| 4.2.6 TM1_HCH_15MHZ+15MHZ_PCCRB1#0_SCCRB1#74 | 61 |
| 4.2.7 TM1_LCH_20MHZ+20MHZ_PCCRB100#0_SCCRB100#0 | 63 |
| 4.2.8 TM1_LCH_20MHZ+20MHZ_PCCRB1#0_SCCRB1#99 | 65 |
| 4.2.9 TM1_MCH_20MHZ+20MHZ_PCCRB100#0_SCCRB100#0 | 67 |
| 4.2.10 TM1_MCH_20MHZ+20MHZ_PCCRB1#0_SCCRB1#99 | 69 |
| 4.2.11 TM1_HCH_20MHZ+20MHZ_PCCRB100#0_SCCRB100#0 | 71 |
| 4.2.12 TM1_HCH_20MHZ+20MHZ_PCCRB1#0_SCCRB1#99 | 73 |
| 4.2.13 TM2_LCH_15MHZ+15MHZ_PCCRB75#0_SCCRB75#0 | 75 |
| 4.2.14 TM2_LCH_15MHZ+15MHZ_PCCRB1#0_SCCRB1#74 | 77 |
| 4.2.15 TM2_MCH_15MHZ+15MHZ_PCCRB75#0_SCCRB75#0 | 79 |
| 4.2.16 TM2_MCH_15MHZ+15MHZ_PCCRB1#0_SCCRB1#74 | 81 |
| 4.2.17 TM2_HCH_15MHZ+15MHZ_PCCRB75#0_SCCRB75#0 | 83 |
| 4.2.18 TM2_HCH_15MHZ+15MHZ_PCCRB1#0_SCCRB1#74 | 85 |
| 4.2.19 TM2_LCH_20MHZ+20MHZ_PCCRB100#0_SCCRB100#0 | 87 |
| 4.2.20 TM2_LCH_20MHZ+20MHZ_PCCRB1#0_SCCRB1#99 | 89 |
| 4.2.21 TM2_MCH_20MHZ+20MHZ_PCCRB100#0_SCCRB100#0 | 91 |
| 4.2.22 TM2_MCH_20MHZ+20MHZ_PCCRB1#0_SCCRB1#99 | 93 |
| 4.2.23 TM2_HCH_20MHZ+20MHZ_PCCRB100#0_SCCRB100#0 | 95 |
| 4.2.24 TM2_HCH_20MHZ+20MHZ_PCCRB1#0_SCCRB1#99 | 97 |

1. APPENDIX A - EFFECTIVE (ISOTROPIC) RADIATED POWER OF TRANSMITTER

1.1 TEST RESULTS

| Effective (Isotropic) Radiated Power of Transmitter | | | | | | | | | | |
|---|----------------------|--------------|---------|---------|------------|----------------|------------|------------|-------------|---------|
| Test Mode | Test Bandwidth [MHz] | Test Channel | PCC_RB | SCC_RB | Modulation | Measured [dBm] | Gain [dBi] | EIRP [dBm] | Limit [dBm] | Verdict |
| TM1 | 15+15 | LCH | RB75#0 | RB75#0 | QPSK | 21.50 | -2.1 | 19.40 | 33 | PASS |
| | | | RB1#0 | RB1#74 | QPSK | 19.45 | -2.1 | 17.35 | 33 | PASS |
| | | MCH | RB75#0 | RB75#0 | QPSK | 21.47 | -2.1 | 19.37 | 33 | PASS |
| | | | RB1#0 | RB1#74 | QPSK | 19.38 | -2.1 | 17.28 | 33 | PASS |
| | | HCH | RB75#0 | RB75#0 | QPSK | 21.41 | -2.1 | 19.31 | 33 | PASS |
| | | | RB1#0 | RB1#74 | QPSK | 19.44 | -2.1 | 17.34 | 33 | PASS |
| | 20+20 | LCH | RB100#0 | RB100#0 | QPSK | 21.41 | -2.1 | 19.31 | 33 | PASS |
| | | | RB1#0 | RB1#99 | QPSK | 18.88 | -2.1 | 16.78 | 33 | PASS |
| | | MCH | RB100#0 | RB100#0 | QPSK | 21.40 | -2.1 | 19.30 | 33 | PASS |
| | | | RB1#0 | RB1#99 | QPSK | 18.85 | -2.1 | 16.75 | 33 | PASS |
| | | HCH | RB100#0 | RB100#0 | QPSK | 21.40 | -2.1 | 19.30 | 33 | PASS |
| | | | RB1#0 | RB1#99 | QPSK | 18.89 | -2.1 | 16.79 | 33 | PASS |
| TM2 | 15+15 | LCH | RB75#0 | RB75#0 | 16QAM | 21.50 | -2.1 | 19.40 | 33 | PASS |
| | | | RB1#0 | RB1#74 | 16QAM | 19.47 | -2.1 | 17.37 | 33 | PASS |
| | | MCH | RB75#0 | RB75#0 | 16QAM | 21.44 | -2.1 | 19.34 | 33 | PASS |
| | | | RB1#0 | RB1#74 | 16QAM | 19.43 | -2.1 | 17.33 | 33 | PASS |
| | | HCH | RB75#0 | RB75#0 | 16QAM | 21.49 | -2.1 | 19.39 | 33 | PASS |
| | | | RB1#0 | RB1#74 | 16QAM | 19.45 | -2.1 | 17.35 | 33 | PASS |
| | 20+20 | LCH | RB100#0 | RB100#0 | 16QAM | 21.44 | -2.1 | 19.34 | 33 | PASS |
| | | | RB1#0 | RB1#99 | 16QAM | 18.88 | -2.1 | 16.78 | 33 | PASS |
| | | MCH | RB100#0 | RB100#0 | 16QAM | 21.40 | -2.1 | 19.30 | 33 | PASS |
| | | | RB1#0 | RB1#99 | 16QAM | 18.86 | -2.1 | 16.76 | 33 | PASS |
| | | HCH | RB100#0 | RB100#0 | 16QAM | 21.36 | -2.1 | 19.26 | 33 | PASS |
| | | | RB1#0 | RB1#99 | 16QAM | 18.87 | -2.1 | 16.77 | 33 | PASS |

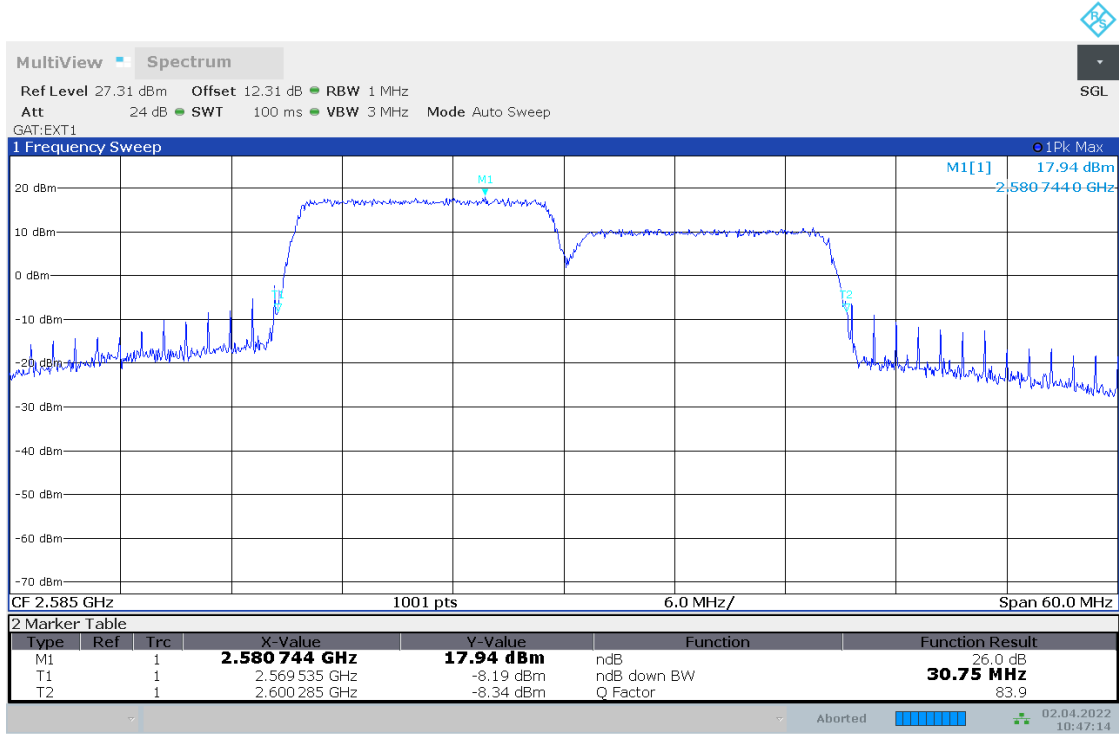
2. APPENDIX B - OCCUPIED BANDWIDTH

2.1 TEST RESULTS

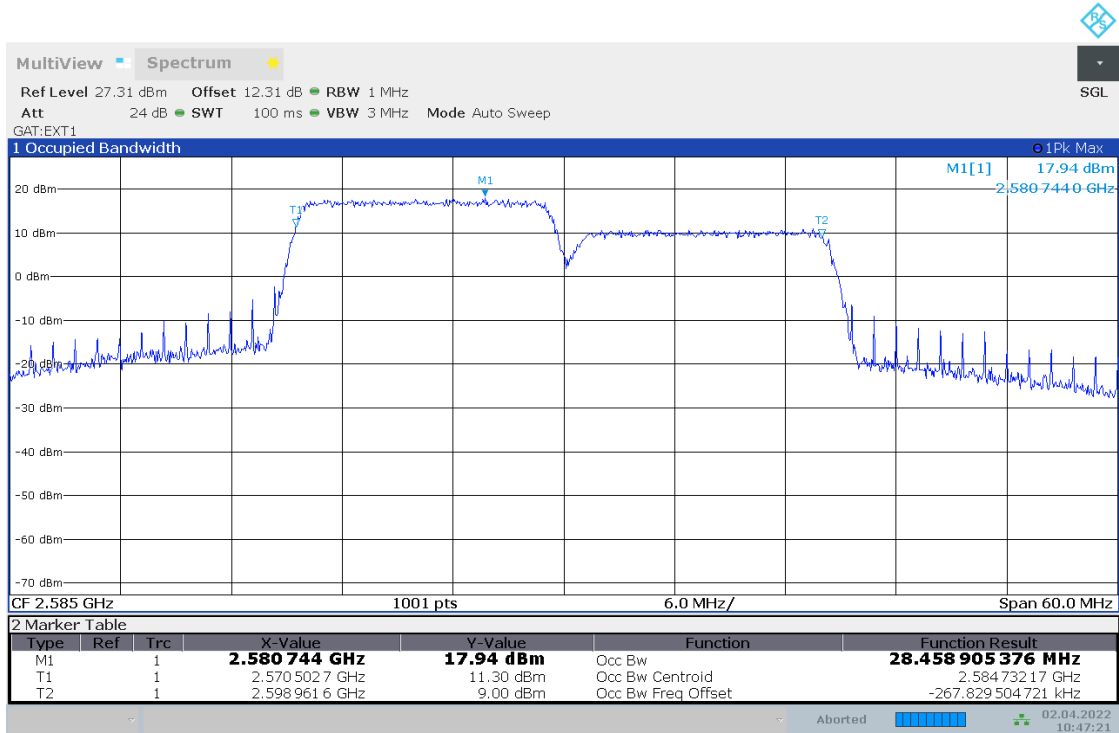
| Occupied Bandwidth | | | | | | | | |
|--------------------|----------------------|--------------|---------|---------|------------|--------------------------|--------------------------|---------|
| Test Mode | Test Bandwidth [MHz] | Test Channel | PCC_RB | SCC_RB | Modulation | Occupied Bandwidth [MHz] | Emission Bandwidth [MHz] | Verdict |
| TM1 | 15+15 | LCH | RB75#0 | RB75#0 | QPSK | 28.46 | 30.75 | PASS |
| | | MCH | RB75#0 | RB75#0 | QPSK | 28.51 | 30.81 | PASS |
| | | HCH | RB75#0 | RB75#0 | QPSK | 28.55 | 30.69 | PASS |
| | 20+20 | LCH | RB100#0 | RB100#0 | QPSK | 38.42 | 42.20 | PASS |
| | | MCH | RB100#0 | RB100#0 | QPSK | 38.46 | 42.28 | PASS |
| | | HCH | RB100#0 | RB100#0 | QPSK | 38.50 | 42.20 | PASS |
| TM2 | 15+15 | LCH | RB75#0 | RB75#0 | 16QAM | 28.47 | 30.63 | PASS |
| | | MCH | RB75#0 | RB75#0 | 16QAM | 28.46 | 30.63 | PASS |
| | | HCH | RB75#0 | RB75#0 | 16QAM | 28.44 | 30.69 | PASS |
| | 20+20 | LCH | RB100#0 | RB100#0 | 16QAM | 38.27 | 42.12 | PASS |
| | | MCH | RB100#0 | RB100#0 | 16QAM | 38.28 | 42.20 | PASS |
| | | HCH | RB100#0 | RB100#0 | 16QAM | 38.27 | 42.20 | PASS |
| TM3 | 15+15 | LCH | RB75#0 | RB75#0 | 64QAM | 28.43 | 30.69 | PASS |
| | | MCH | RB75#0 | RB75#0 | 64QAM | 28.38 | 30.63 | PASS |
| | | HCH | RB75#0 | RB75#0 | 64QAM | 28.41 | 30.69 | PASS |
| | 20+20 | LCH | RB100#0 | RB100#0 | 64QAM | 38.29 | 41.96 | PASS |
| | | MCH | RB100#0 | RB100#0 | 64QAM | 38.23 | 42.12 | PASS |
| | | HCH | RB100#0 | RB100#0 | 64QAM | 38.24 | 42.12 | PASS |

2.2 TEST PLOTS

2.2.1 TM1_LCH_15MHZ+15MHZ_PCCRB75#0_SCCRB75#0

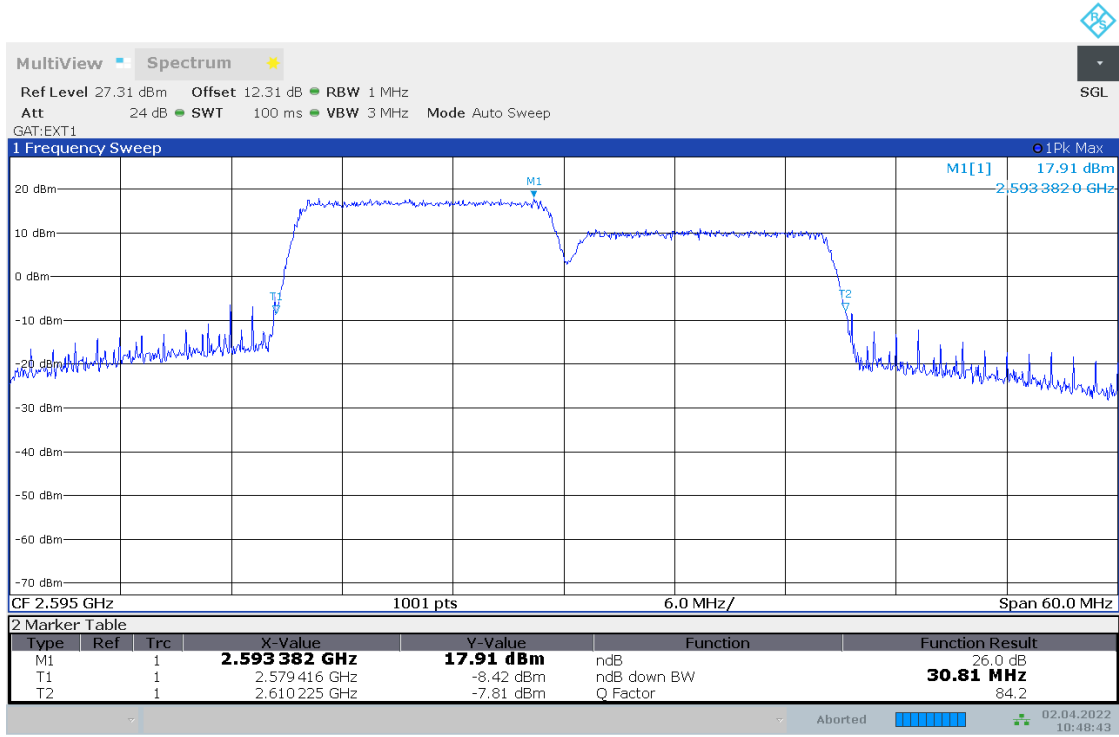


10:47:15 02.04.2022

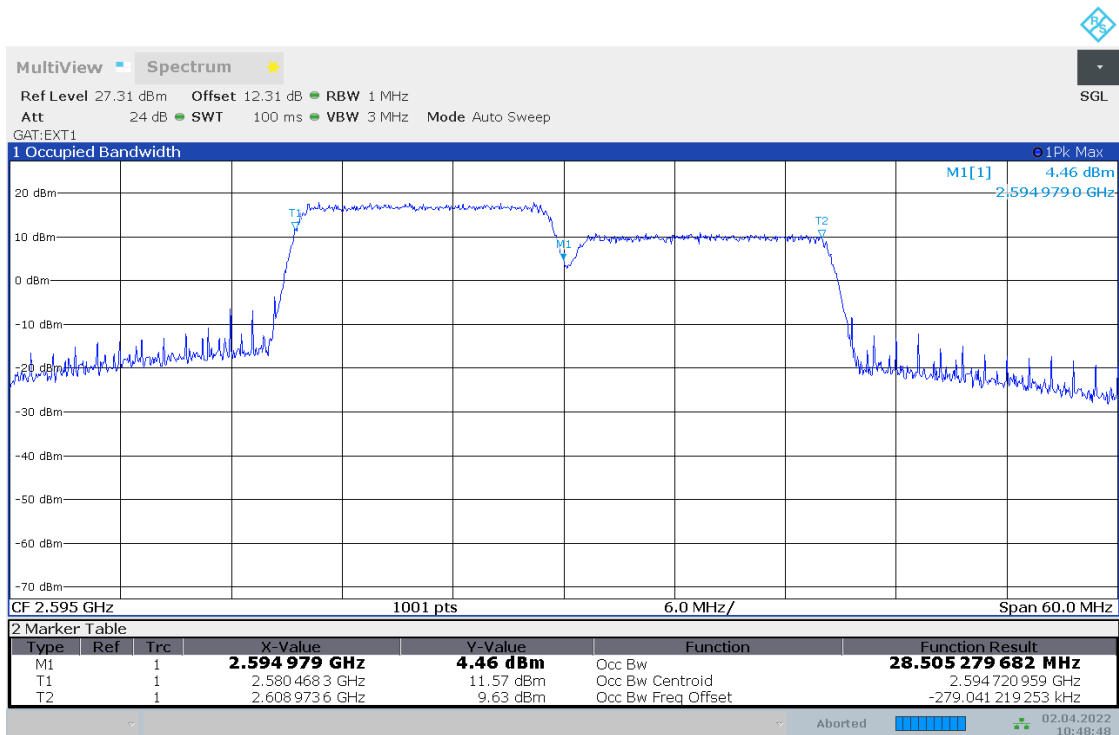


10:47:21 02.04.2022

2.2.2 TM1_MCH_15MHZ+15MHZ_PCCRB75#0_SCCRB75#0

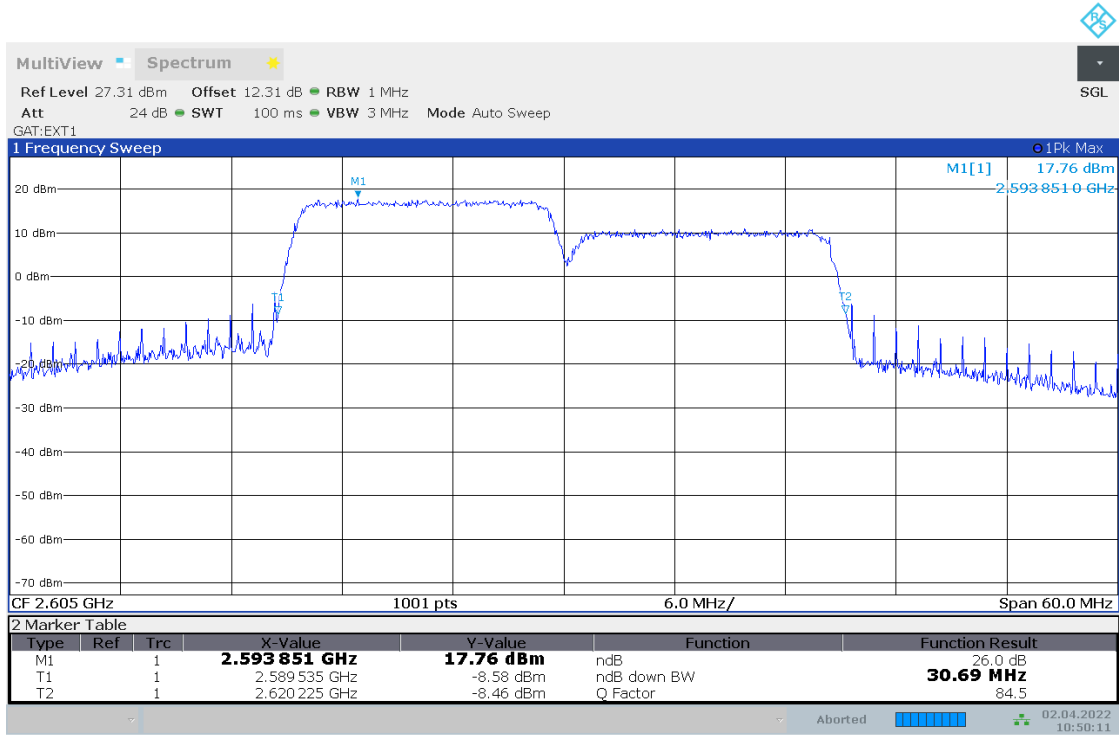


10:48:44 02.04.2022

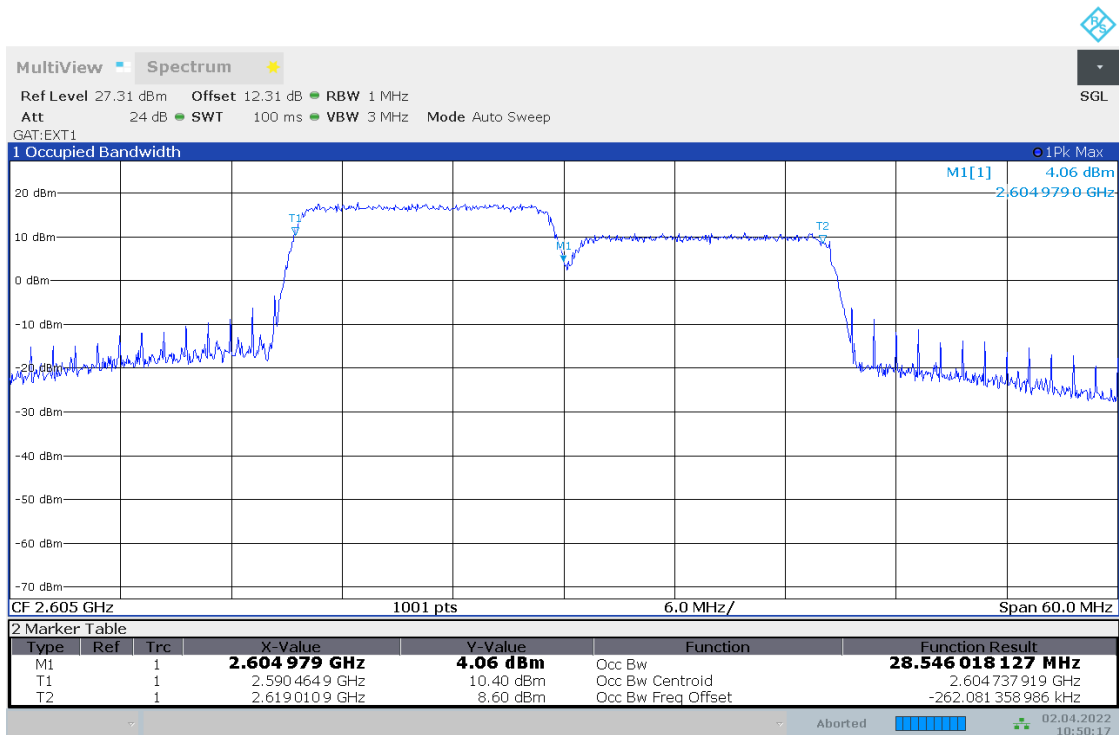


10:48:49 02.04.2022

2.2.3 TM1_HCH_15MHZ+15MHZ_PCCRB75#0_SCCRB75#0

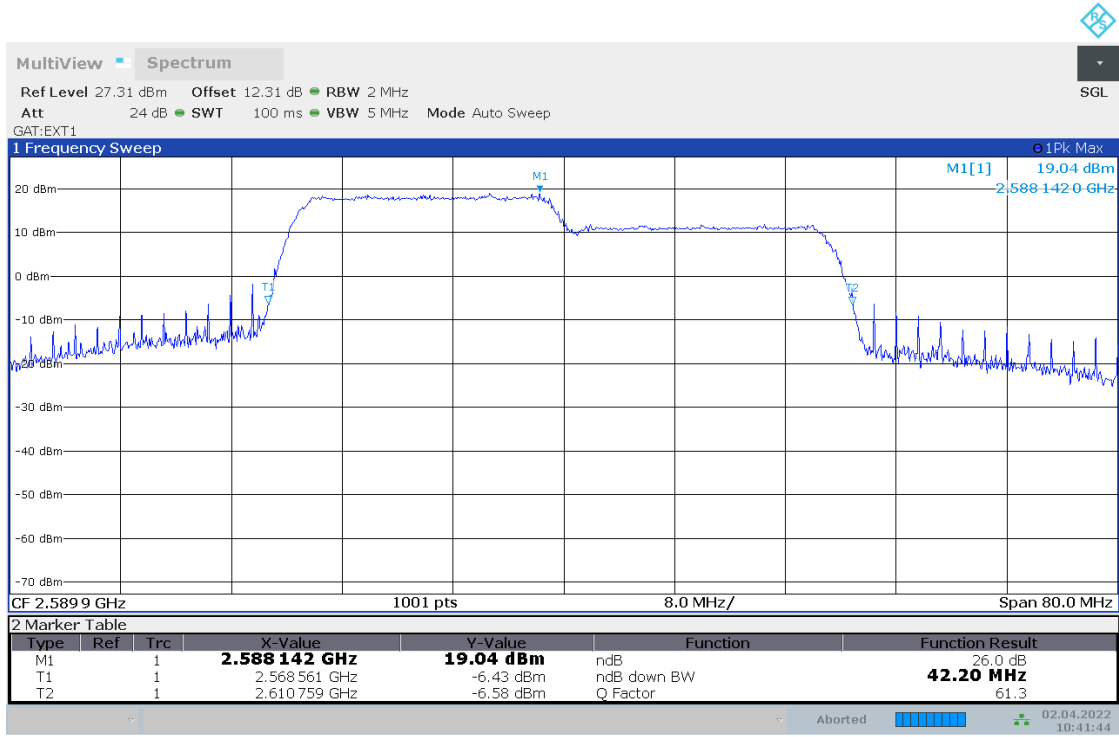


10:50:12 02.04.2022

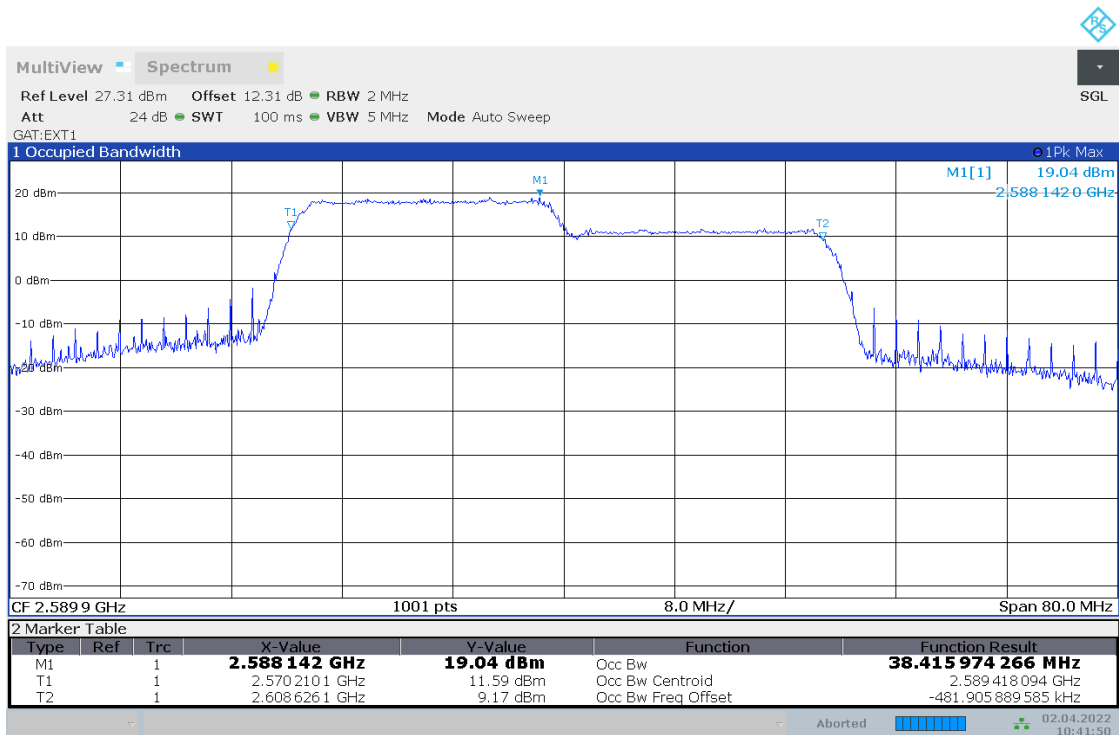


10:50:18 02.04.2022

2.2.4 TM1_LCH_20MHZ+20MHZ_PCCRB100#0_SCCRB100#0

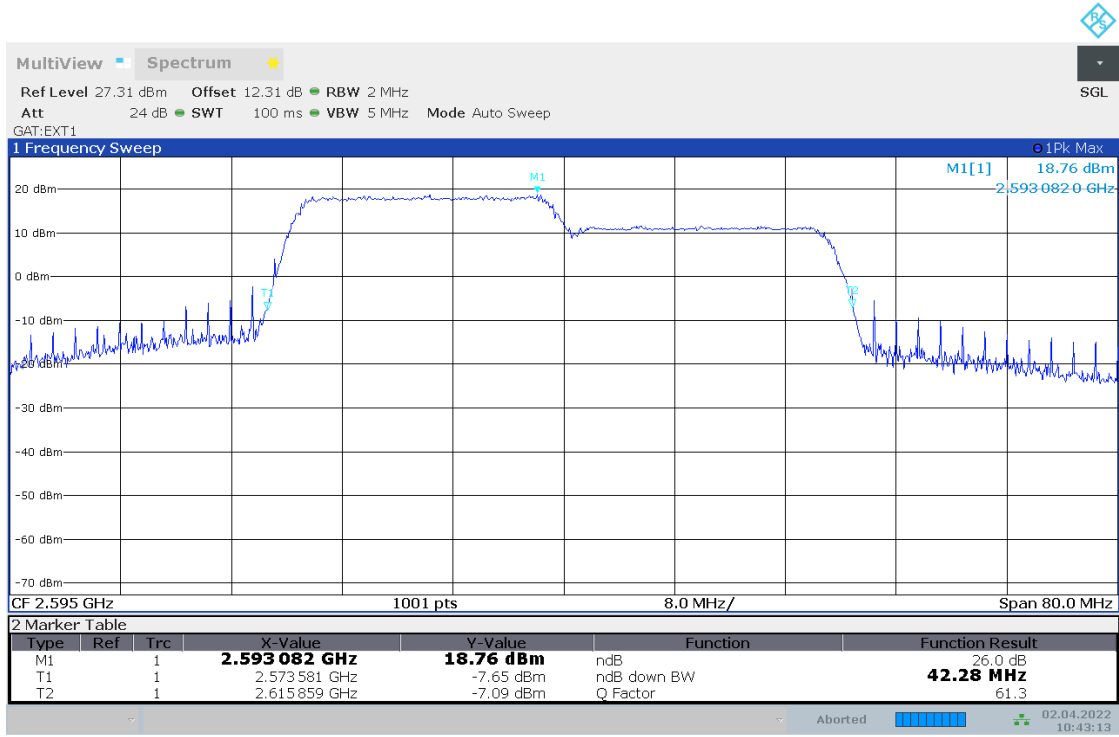


10:41:45 02.04.2022

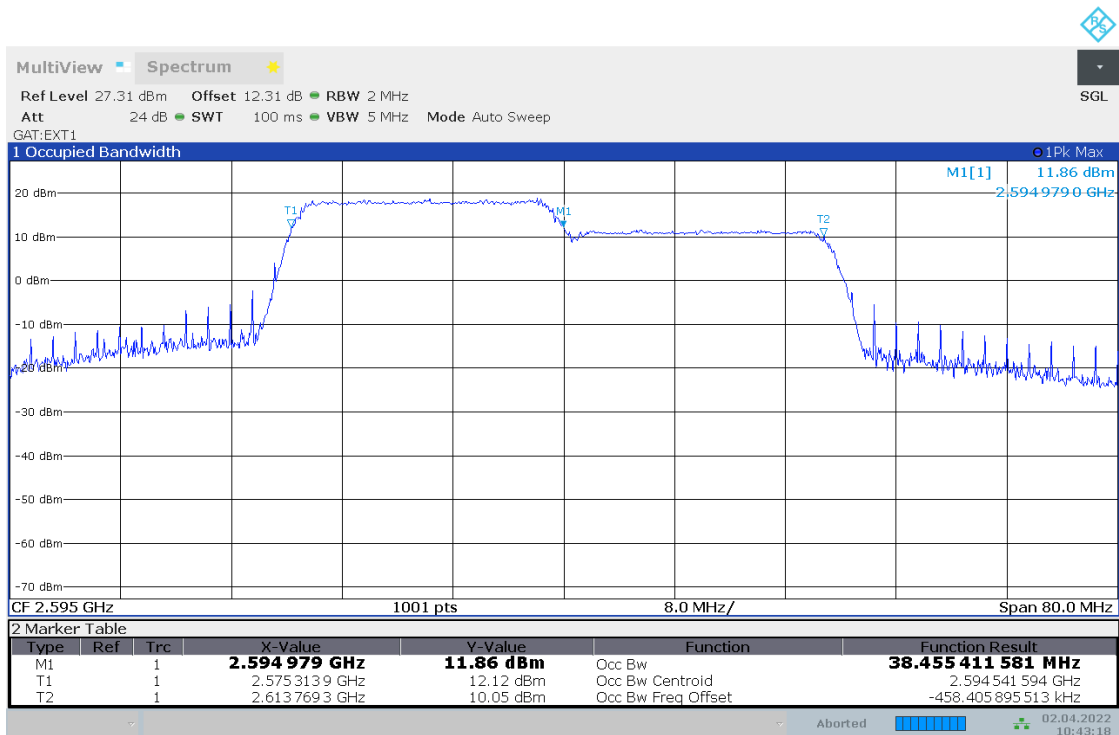


10:41:50 02.04.2022

2.2.5 TM1_MCH_20MHZ+20MHZ_PCCRB100#0_SCCRB100#0

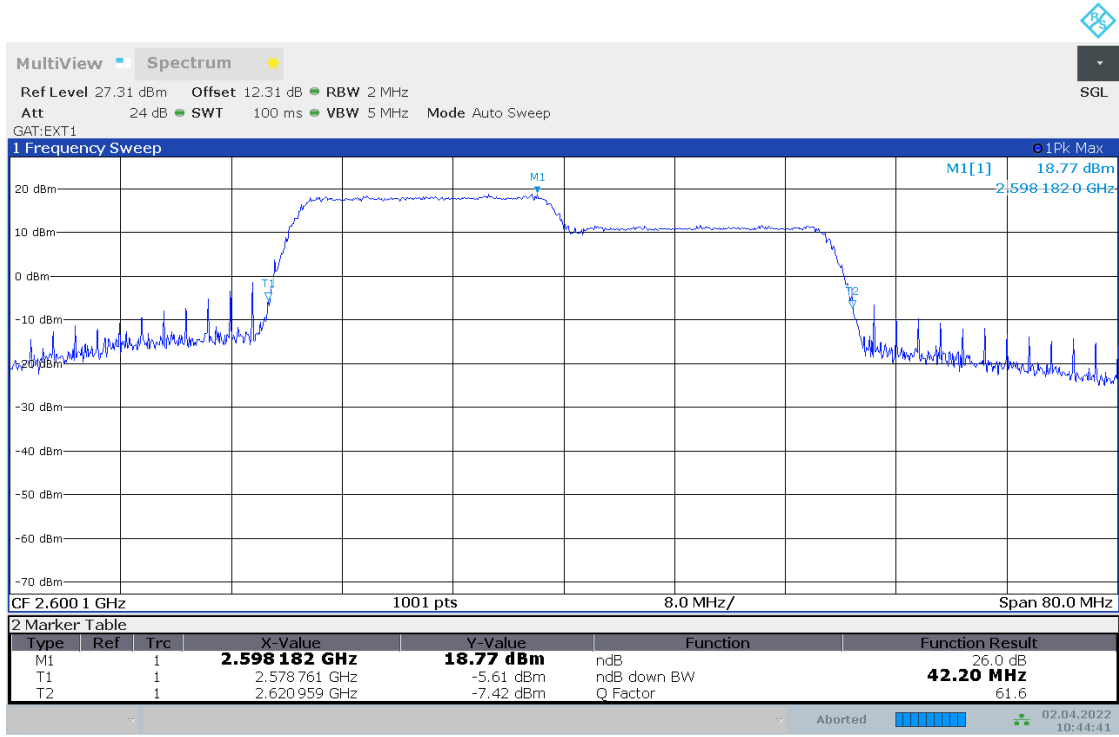


10:43:14 02.04.2022

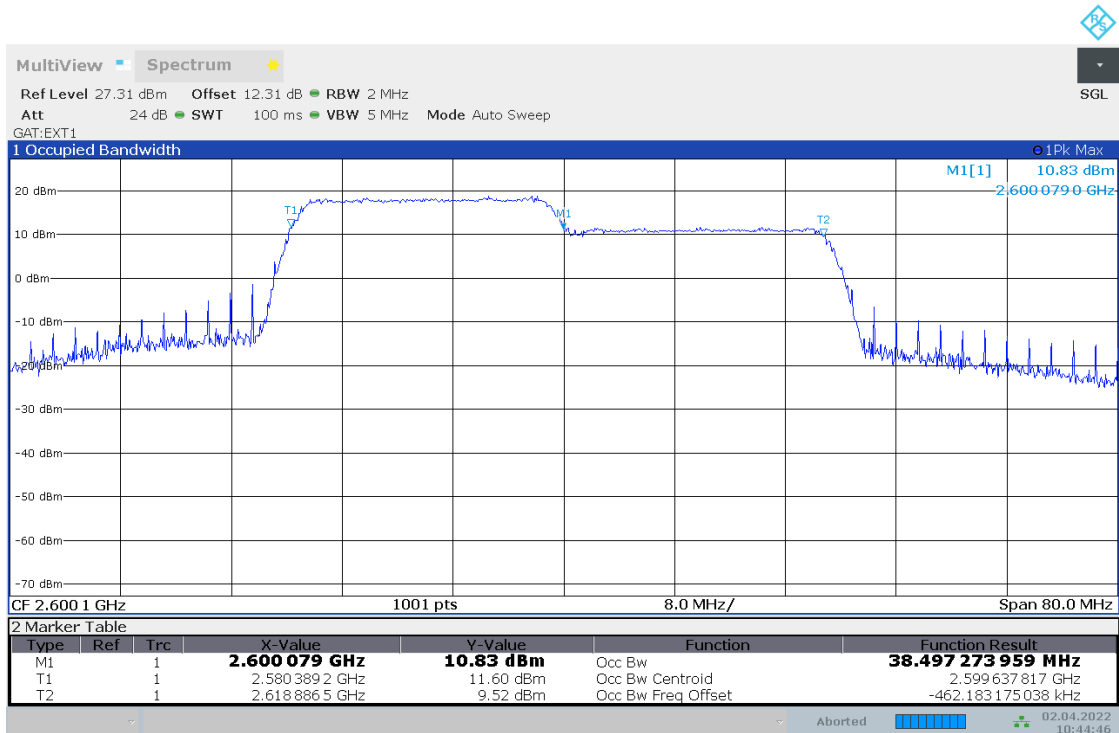


10:43:19 02.04.2022

2.2.6 TM1_HCH_20MHZ+20MHZ_PCCRB100#0_SCCRB100#0

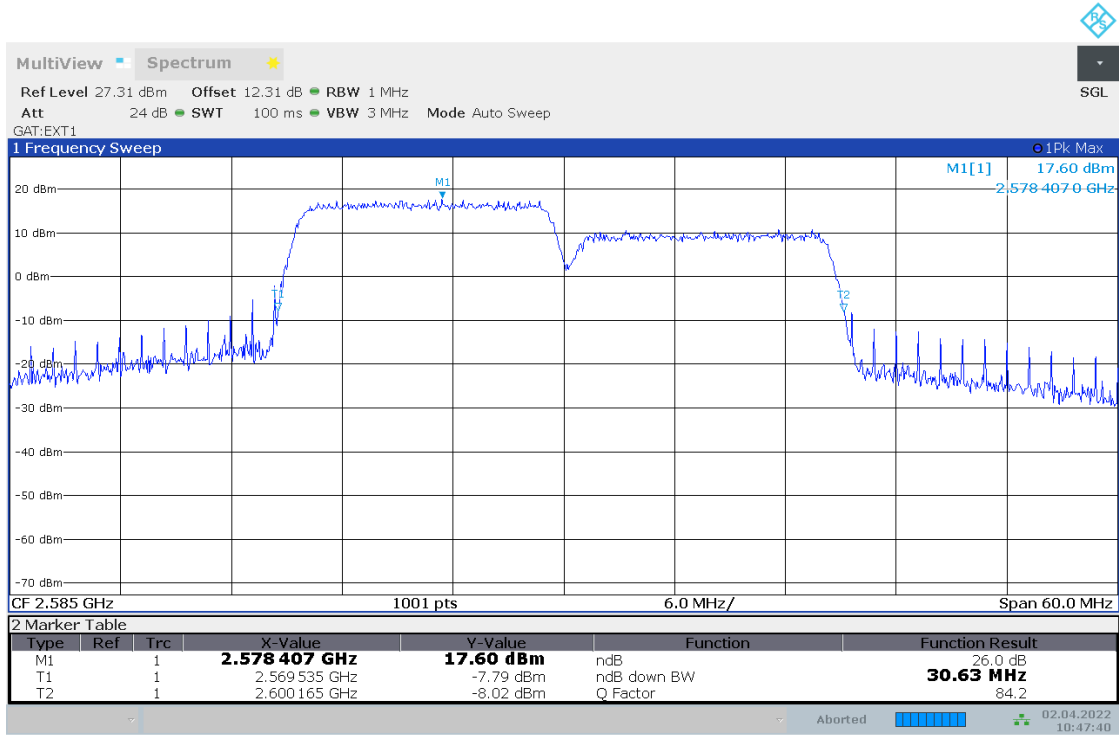


10:44:42 02.04.2022

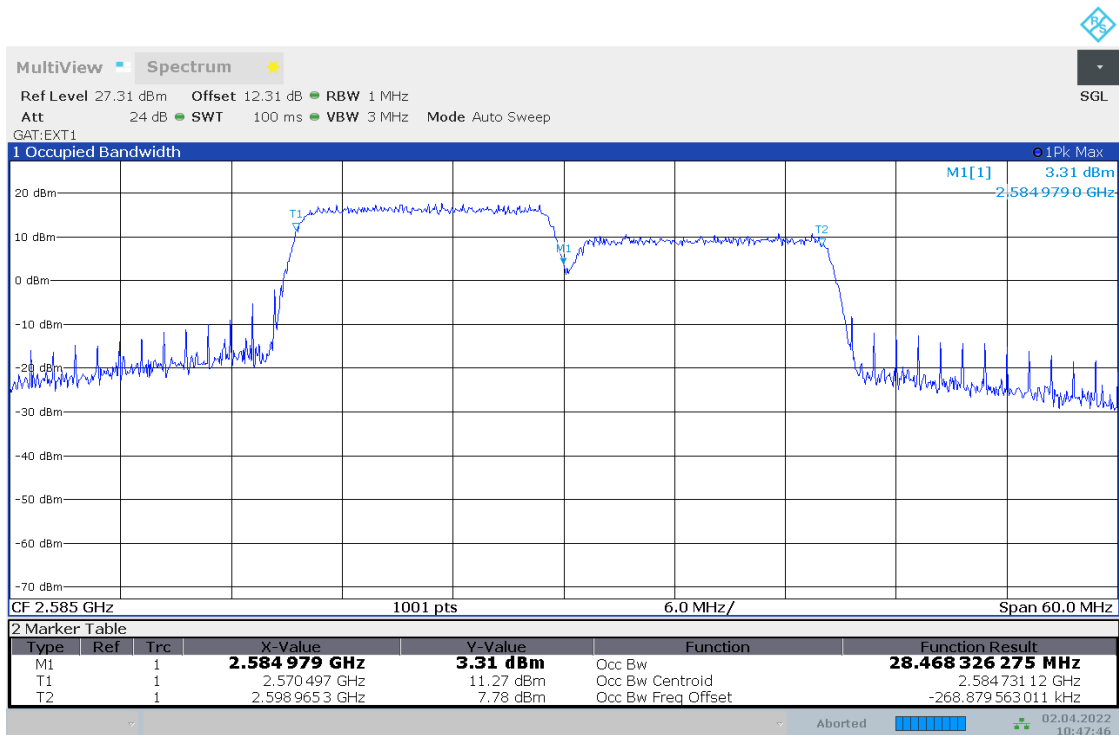


10:44:47 02.04.2022

2.2.7 TM2_LCH_15MHZ+15MHZ_PCCRB75#0_SCCRB75#0

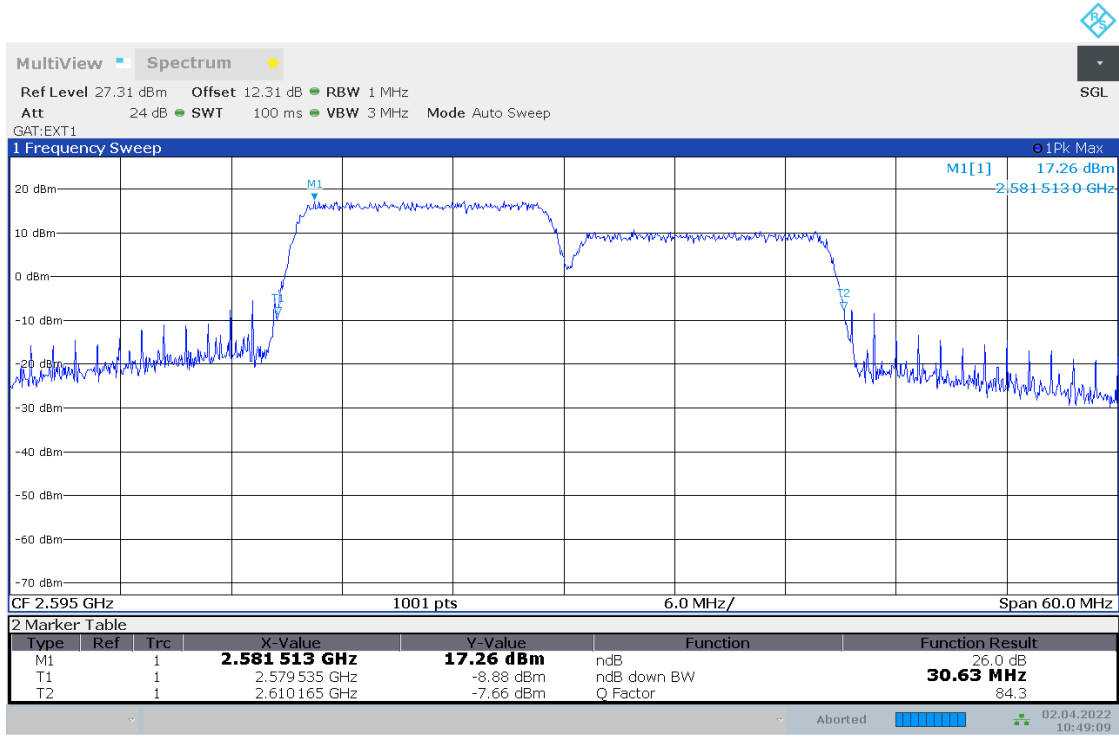


10:47:41 02.04.2022

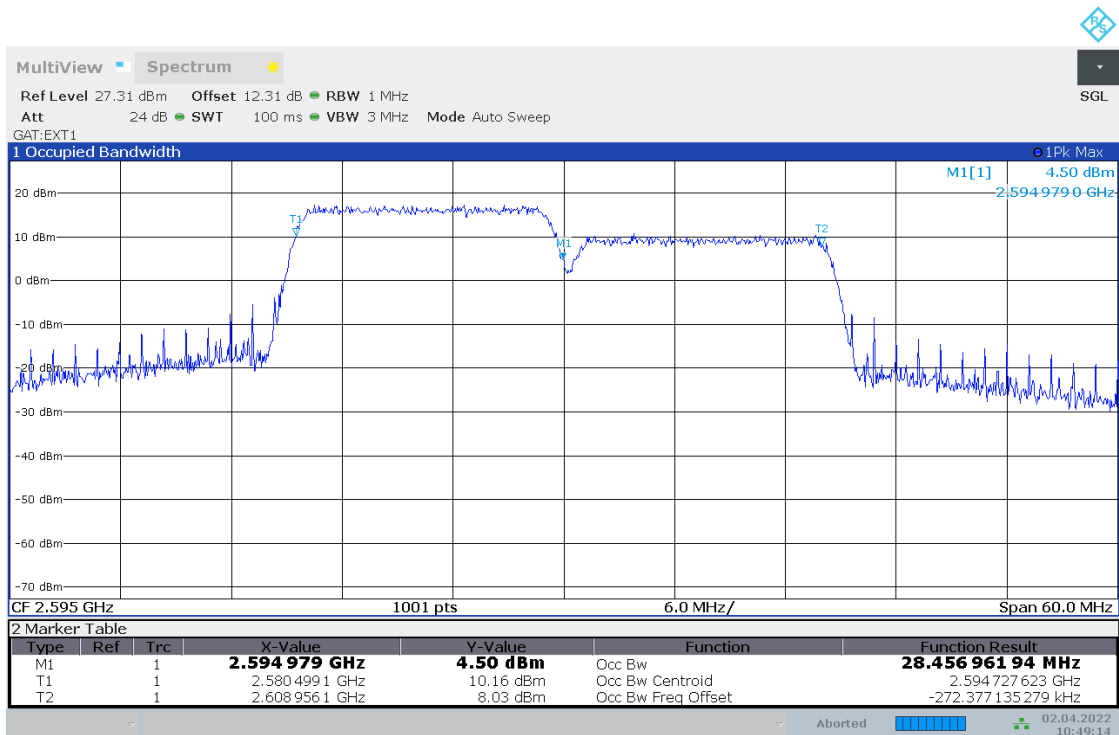


10:47:47 02.04.2022

2.2.8 TM2_MCH_15MHZ+15MHZ_PCCRB75#0_SCCRB75#0

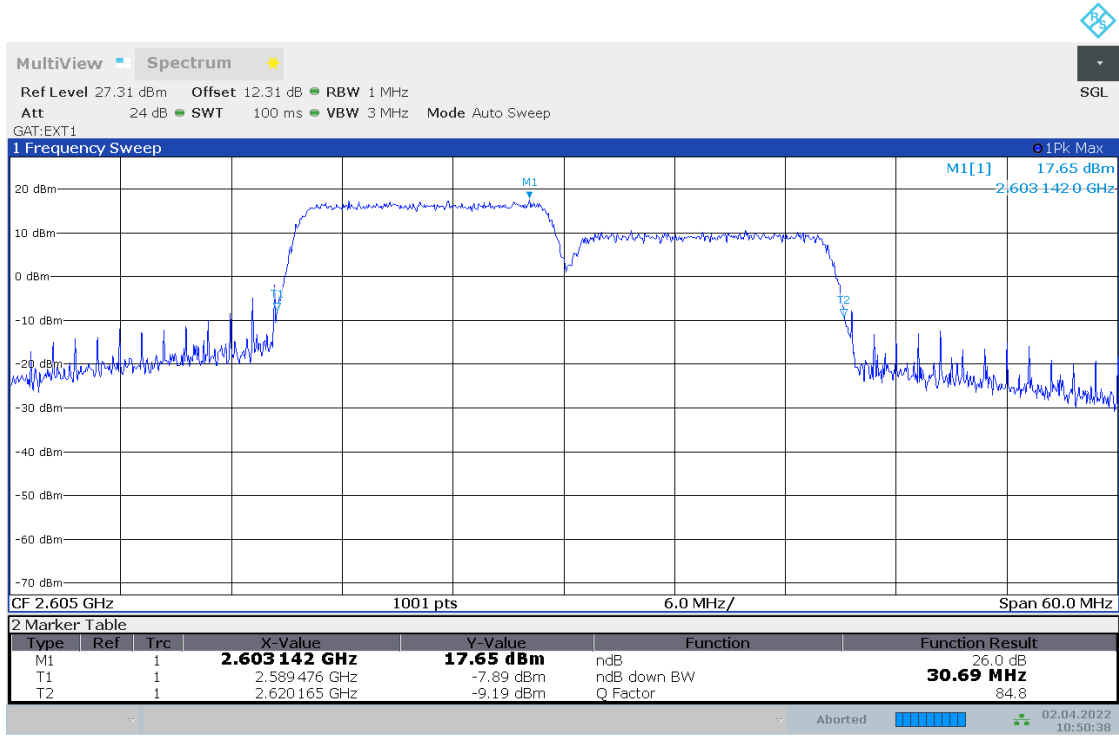


10:49:10 02.04.2022

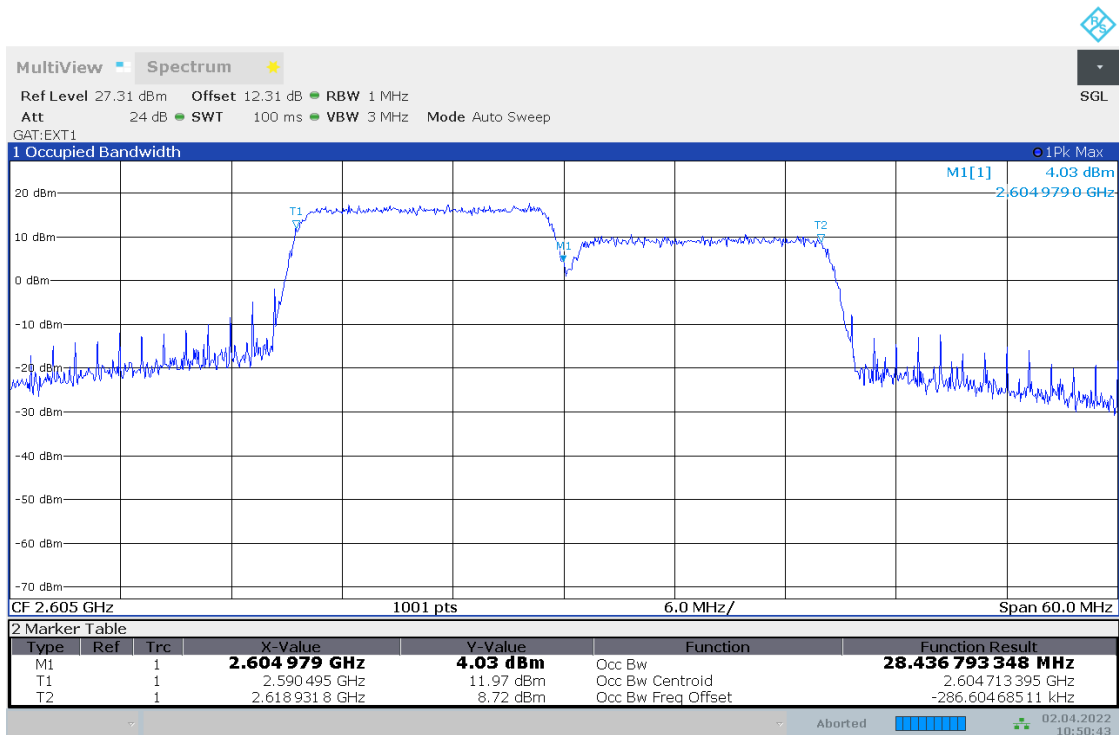


10:49:15 02.04.2022

2.2.9 TM2_HCH_15MHZ+15MHZ_PCCRB75#0_SCCRB75#0

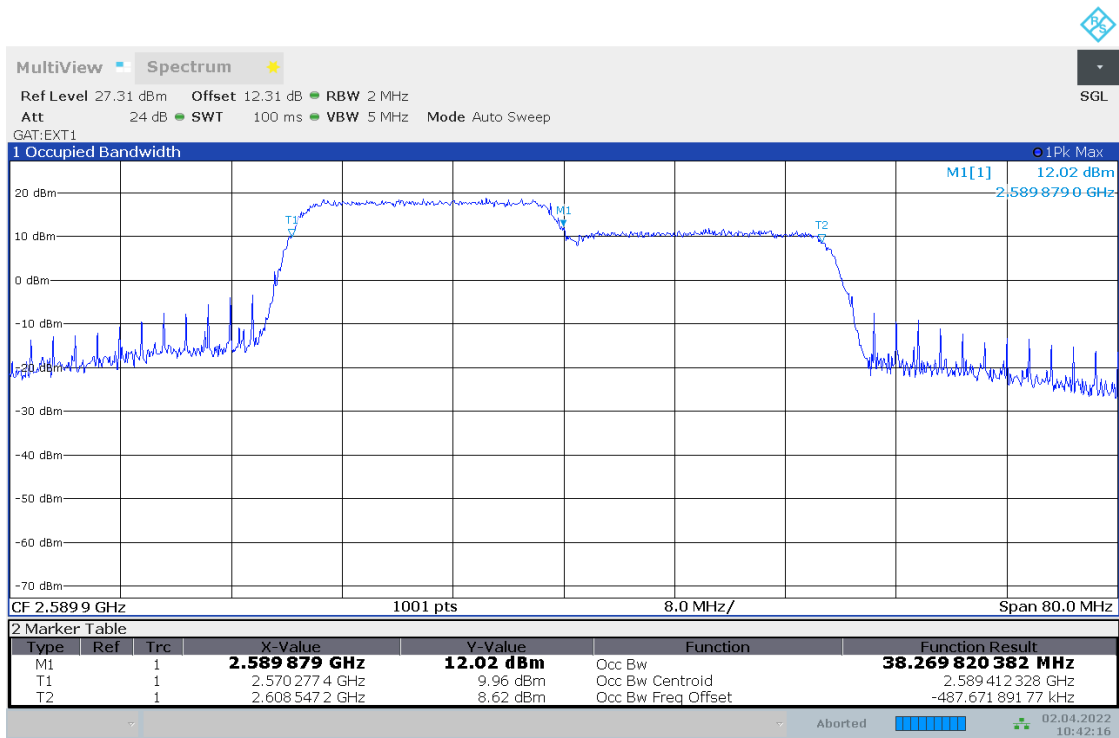
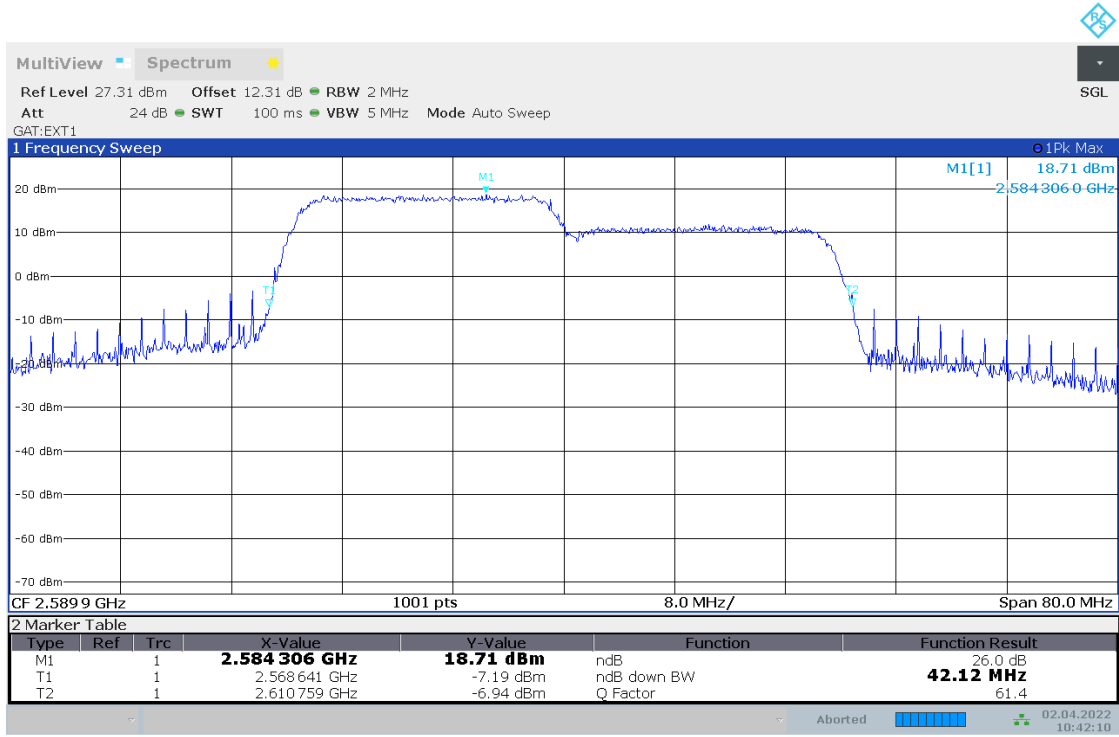


10:50:39 02.04.2022

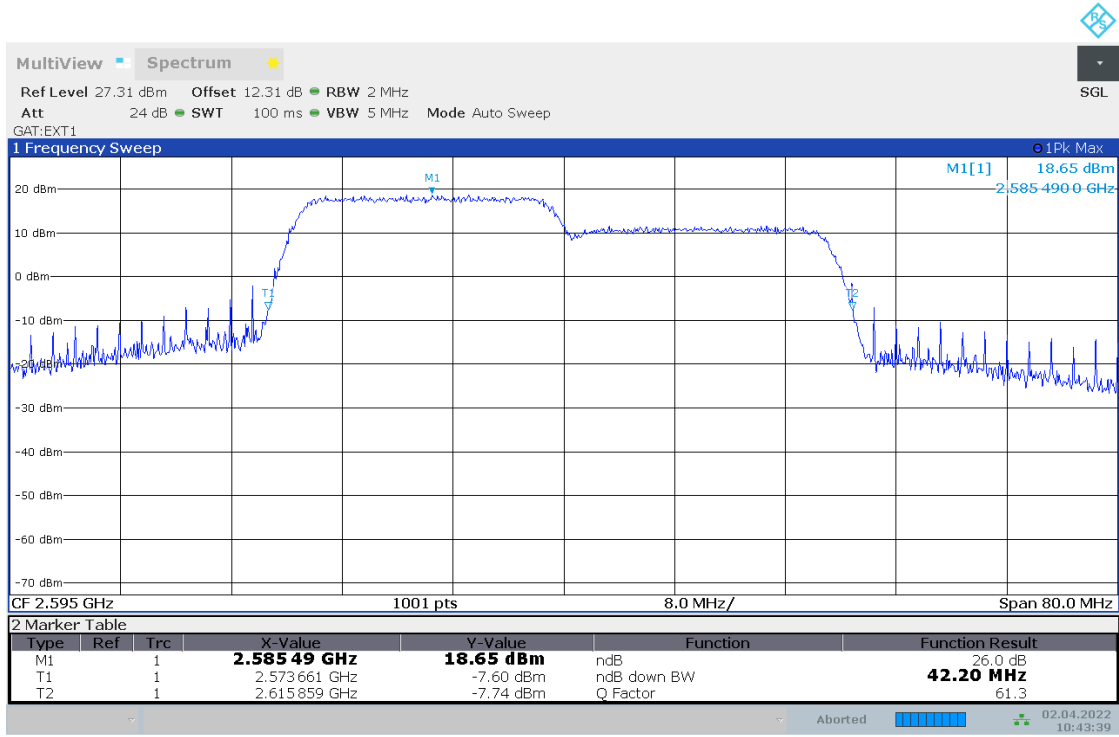


10:50:44 02.04.2022

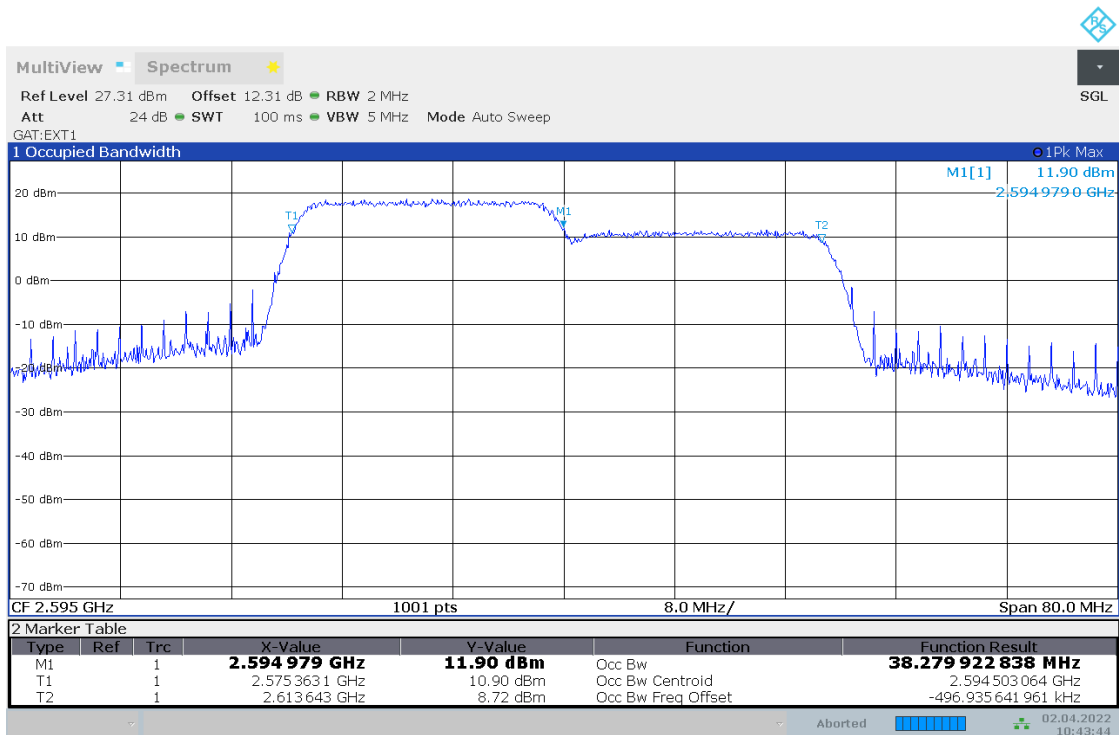
2.2.10 TM2_LCH_20MHZ+20MHZ_PCCRB100#0_SCCRB100#0



2.2.11 TM2_MCH_20MHZ+20MHZ_PCCRB100#0_SCCRB100#0

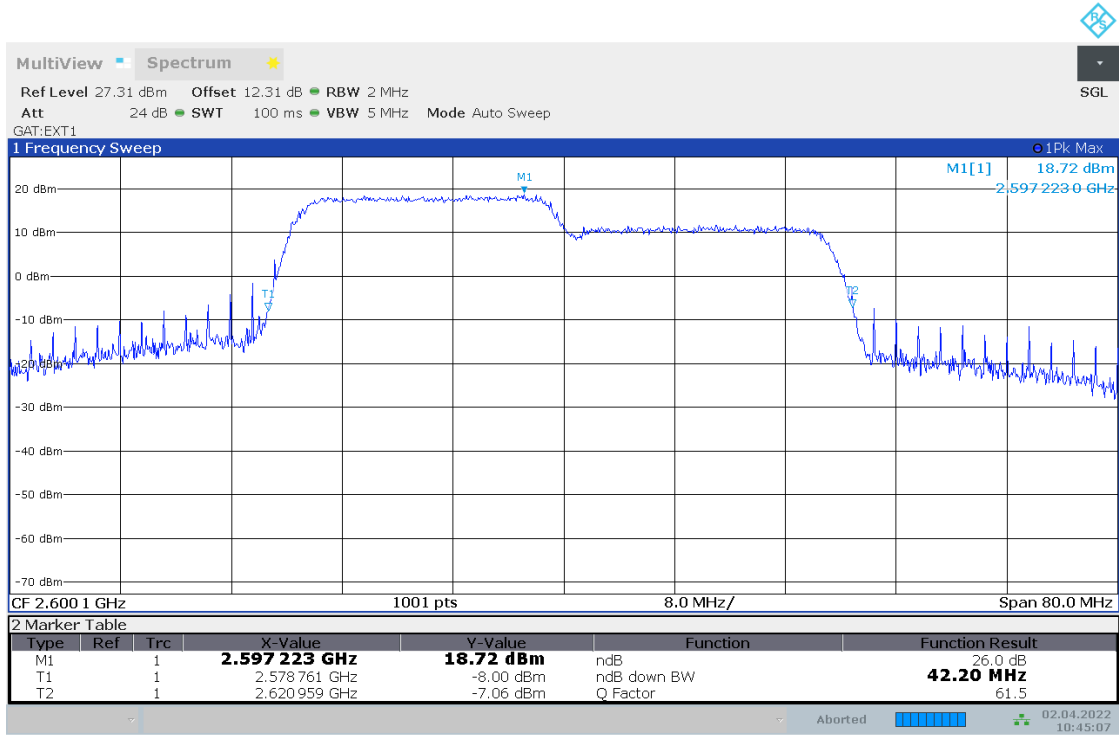


10:43:40 02.04.2022

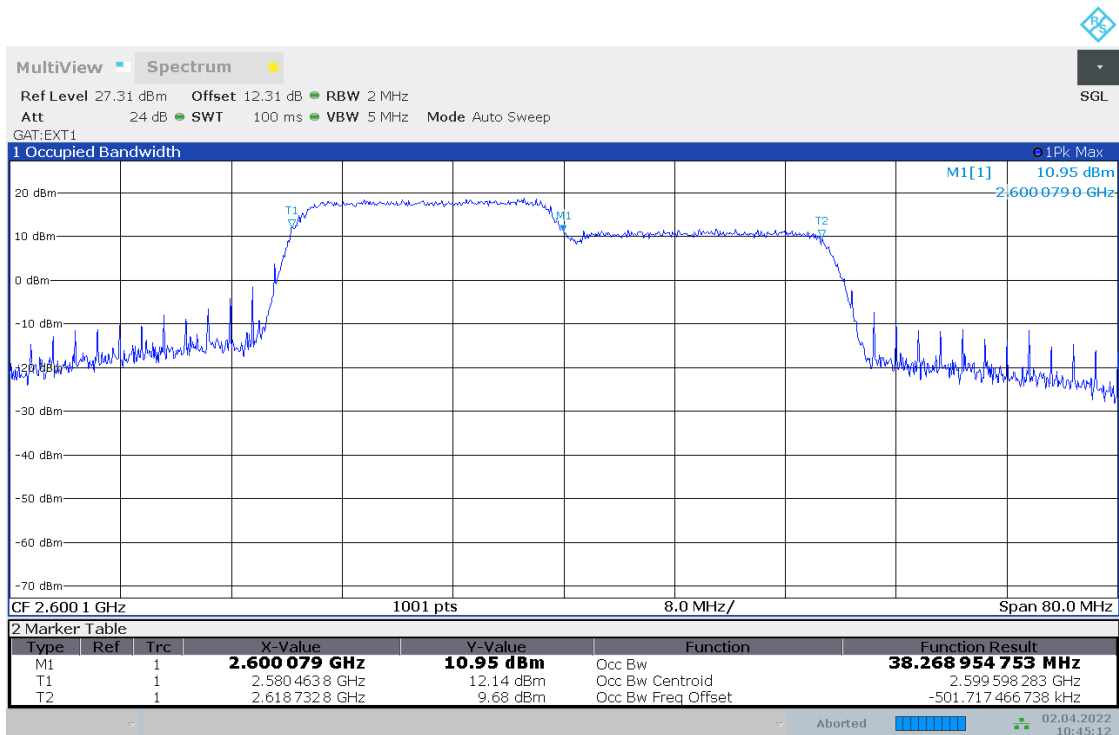


10:43:45 02.04.2022

2.2.12 TM2_HCH_20MHZ+20MHZ_PCCRB100#0_SCCRB100#0

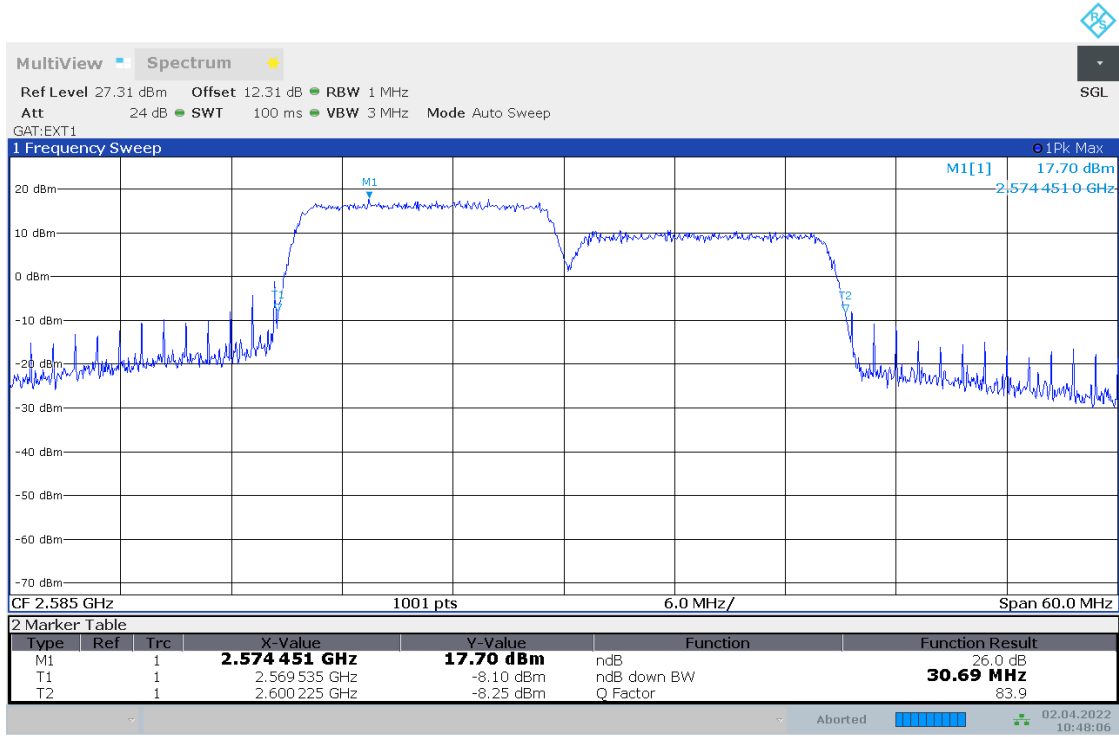


10:45:08 02.04.2022

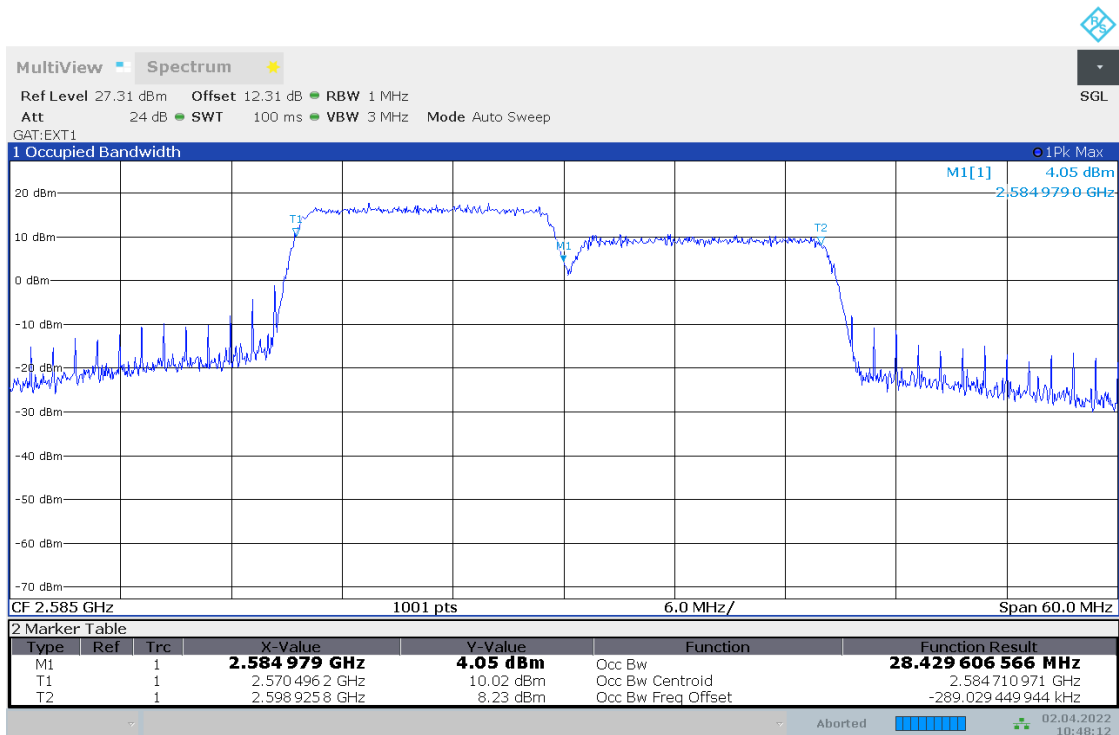


10:45:13 02.04.2022

2.2.13 TM3_LCH_15MHZ+15MHZ_PCCRB75#0_SCCRB75#0

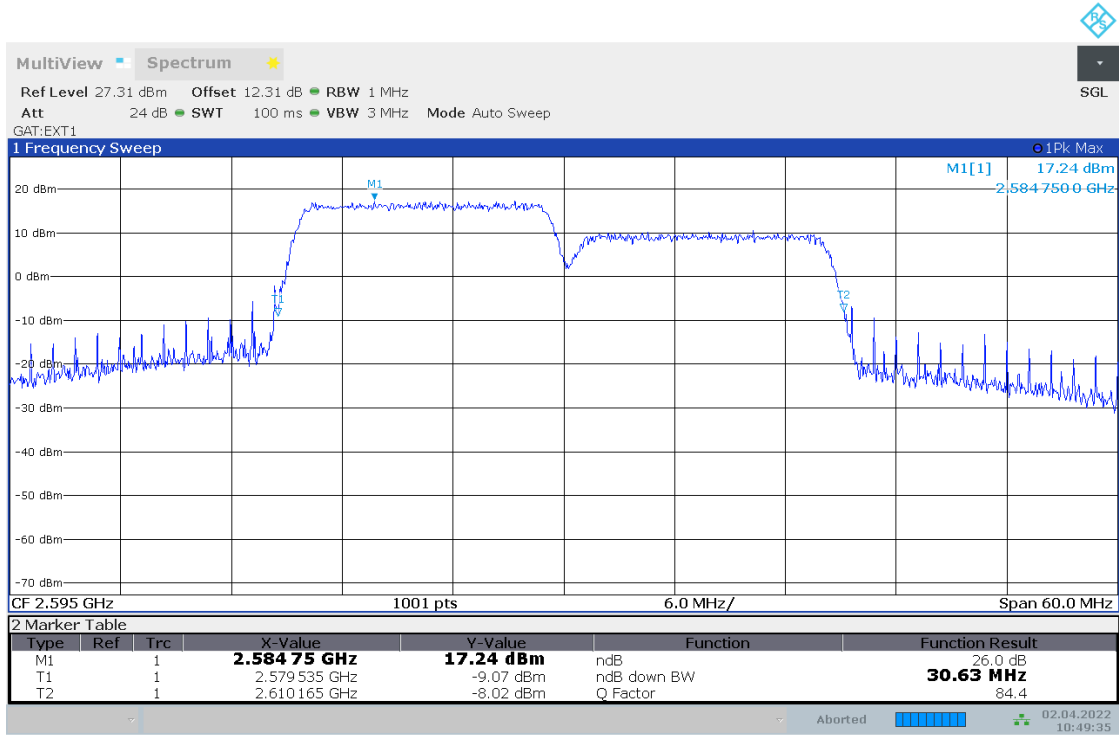


10:48:07 02.04.2022

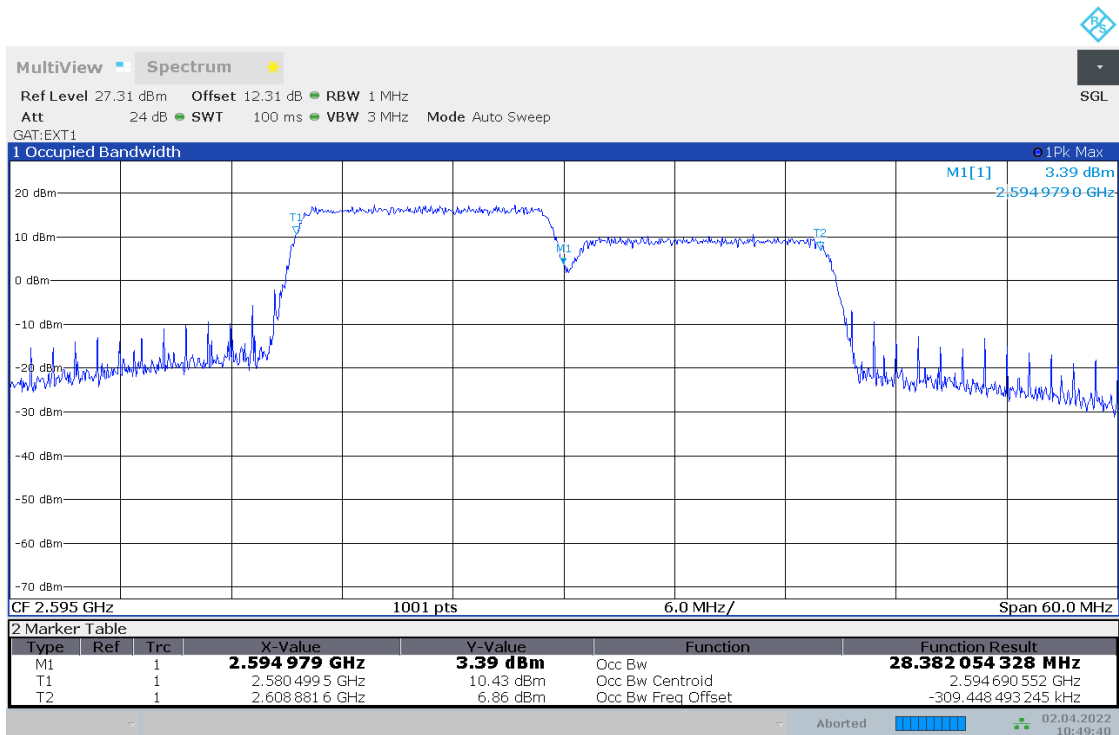


10:48:12 02.04.2022

2.2.14 TM3_MCH_15MHZ+15MHZ_PCCRB75#0_SCCRB75#0

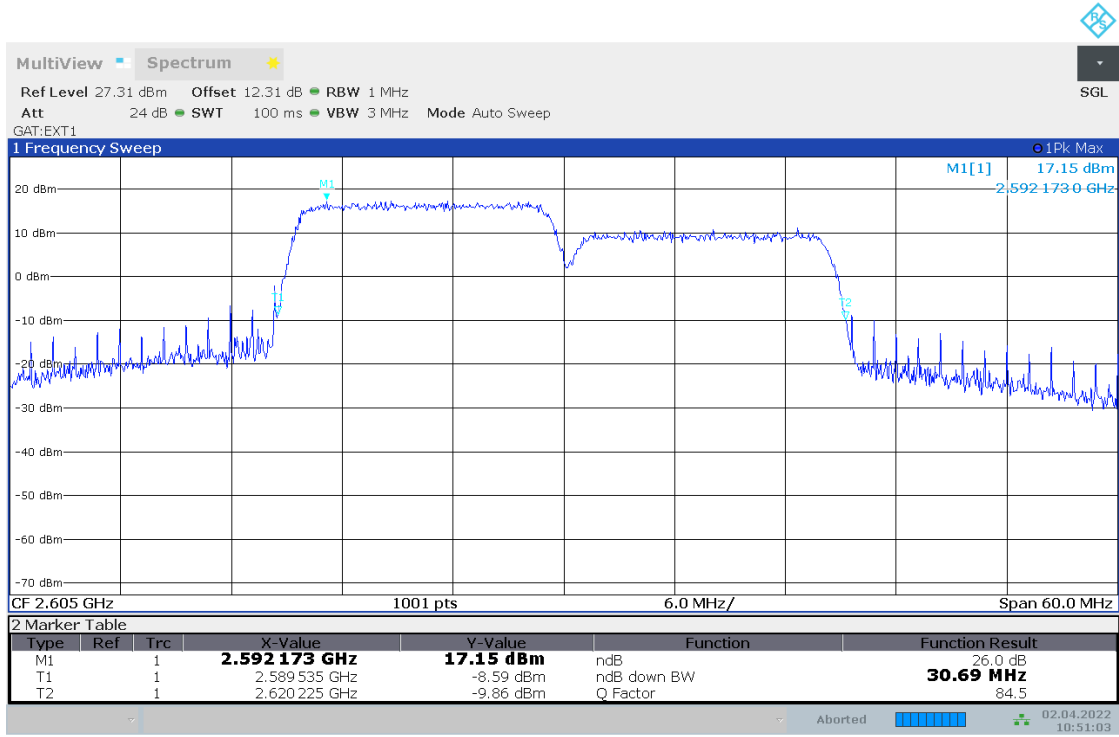


10:49:36 02.04.2022

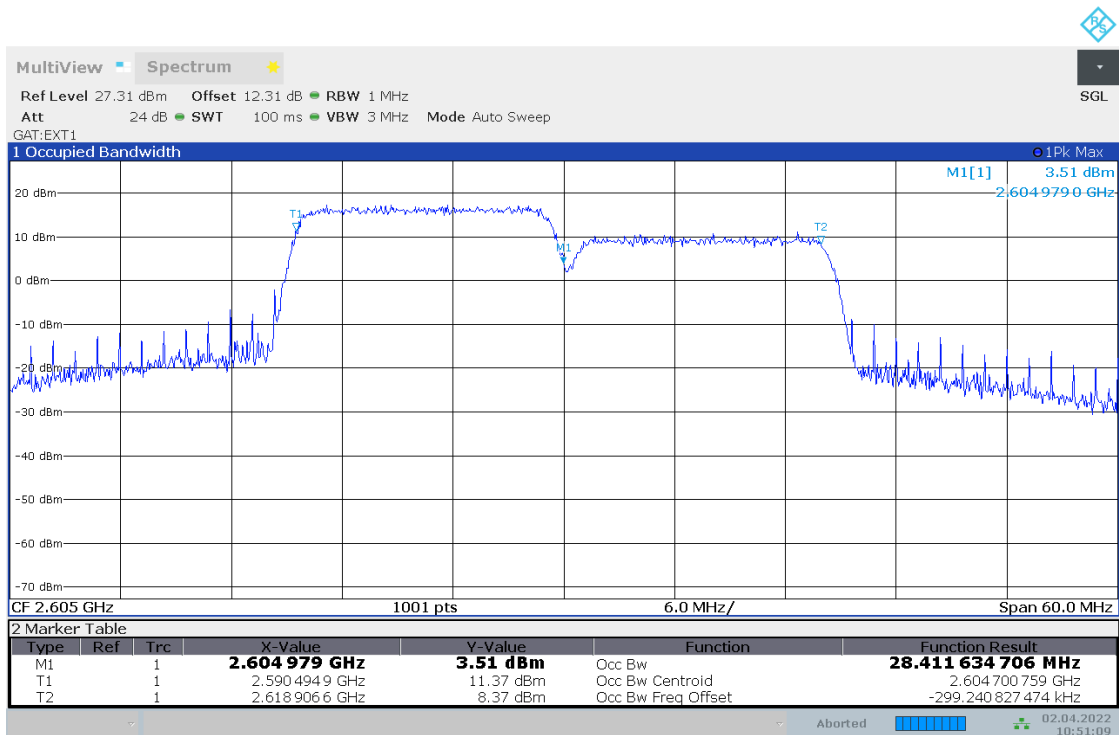


10:49:41 02.04.2022

2.2.15 TM3_HCH_15MHZ+15MHZ_PCCRB75#0_SCCRB75#0

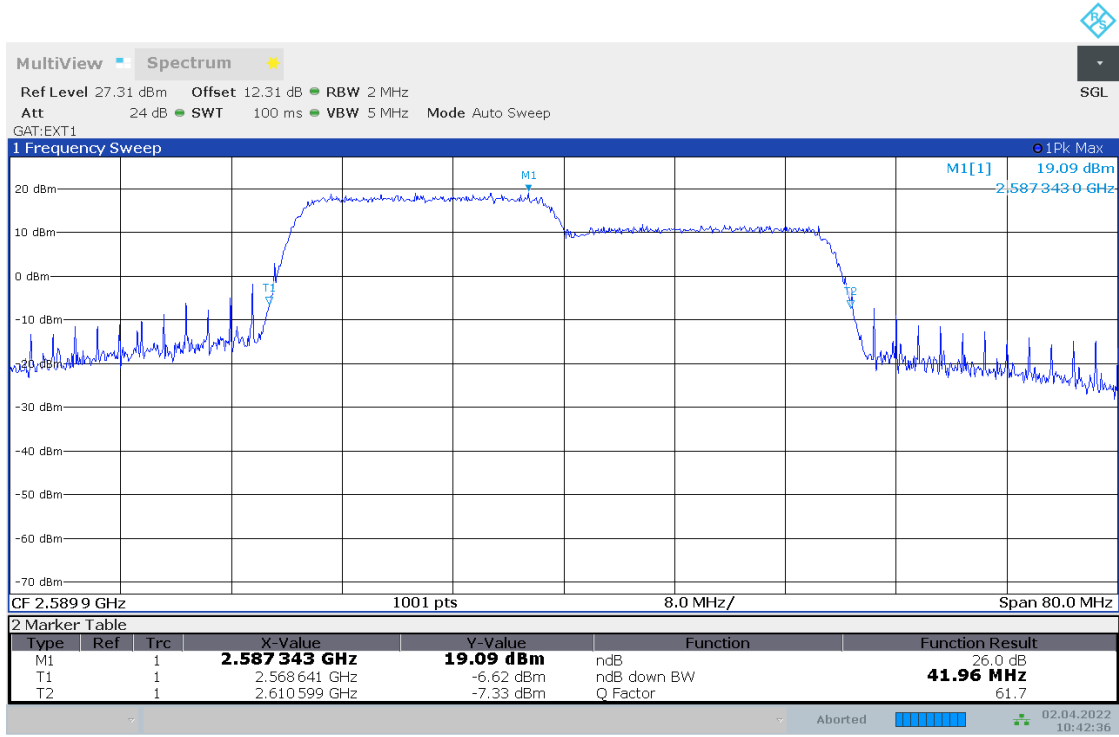


10:51:04 02.04.2022

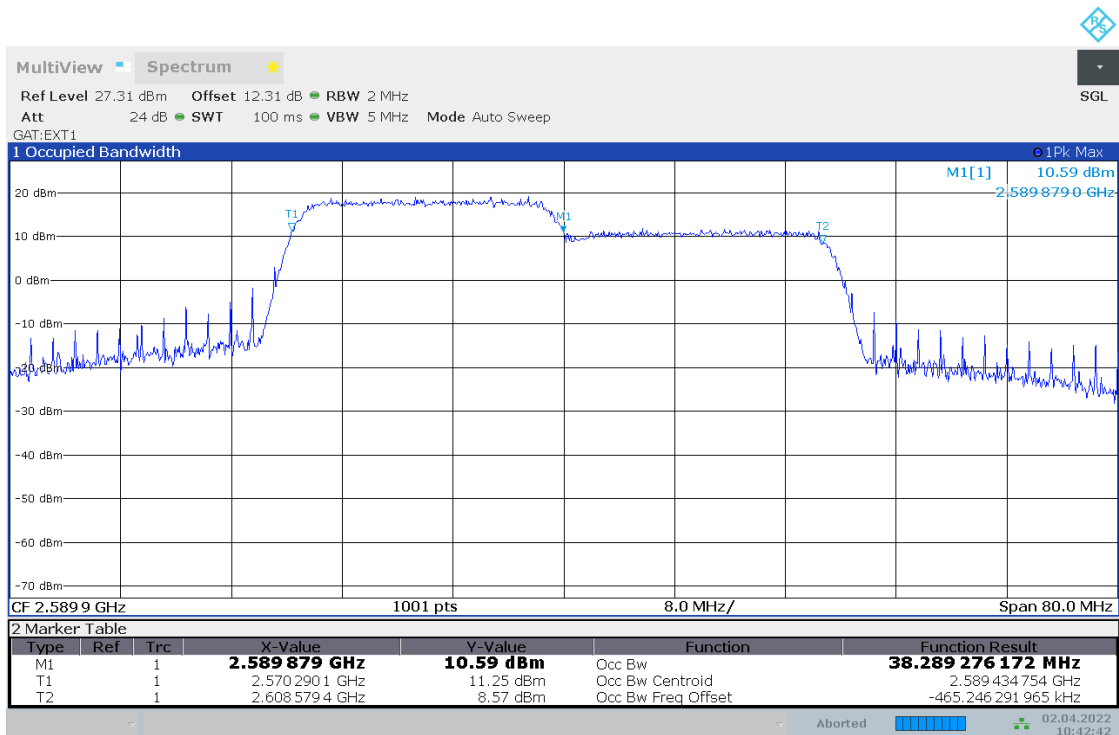


10:51:10 02.04.2022

2.2.16 TM3_LCH_20MHZ+20MHZ_PCCRB100#0_SCCRB100#0

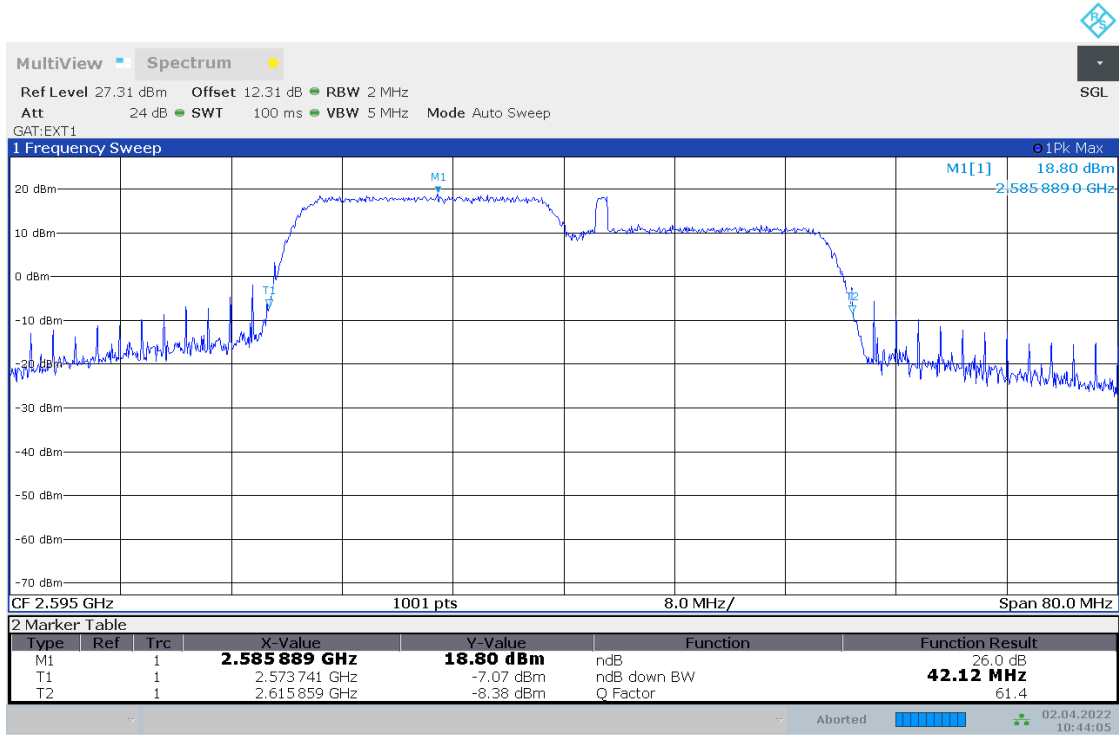


10:42:37 02.04.2022

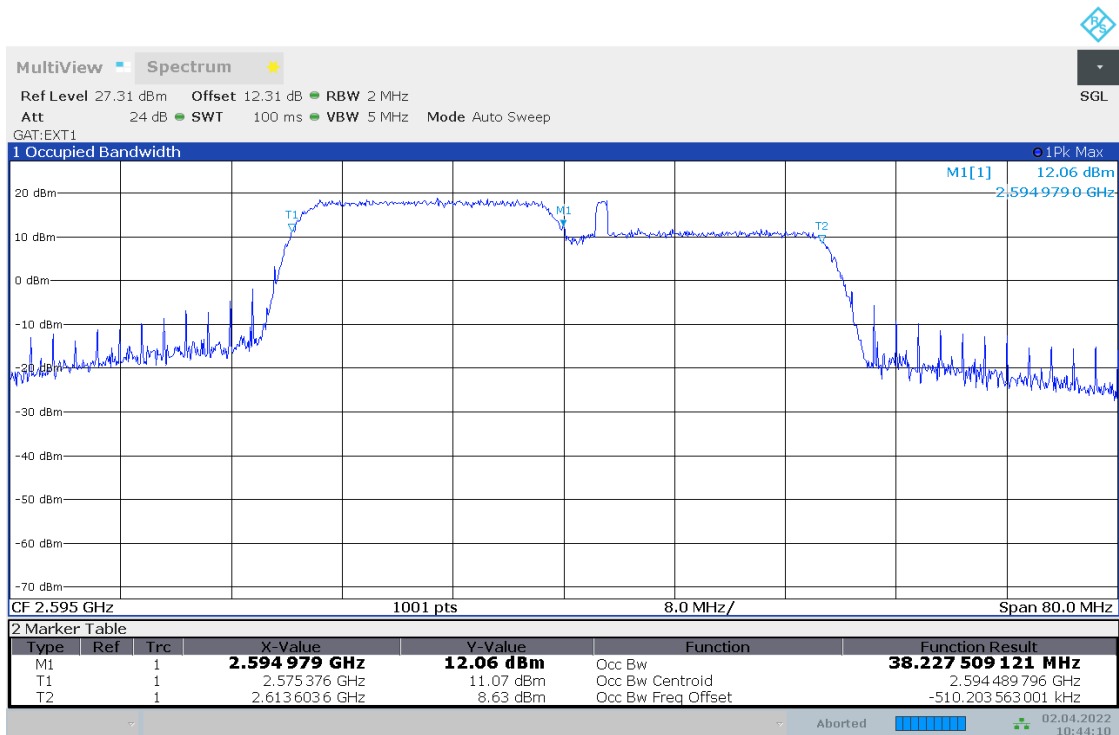


10:42:42 02.04.2022

2.2.17 TM3_MCH_20MHZ+20MHZ_PCCRB100#0_SCCRB100#0

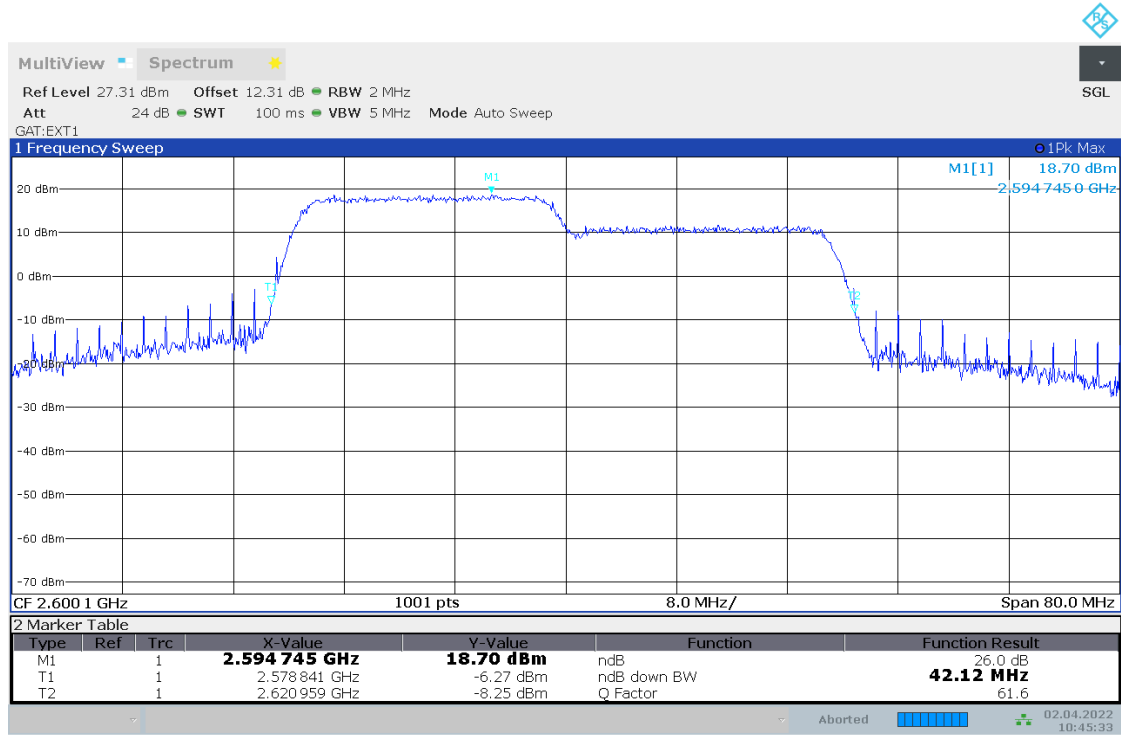


10:44:06 02.04.2022

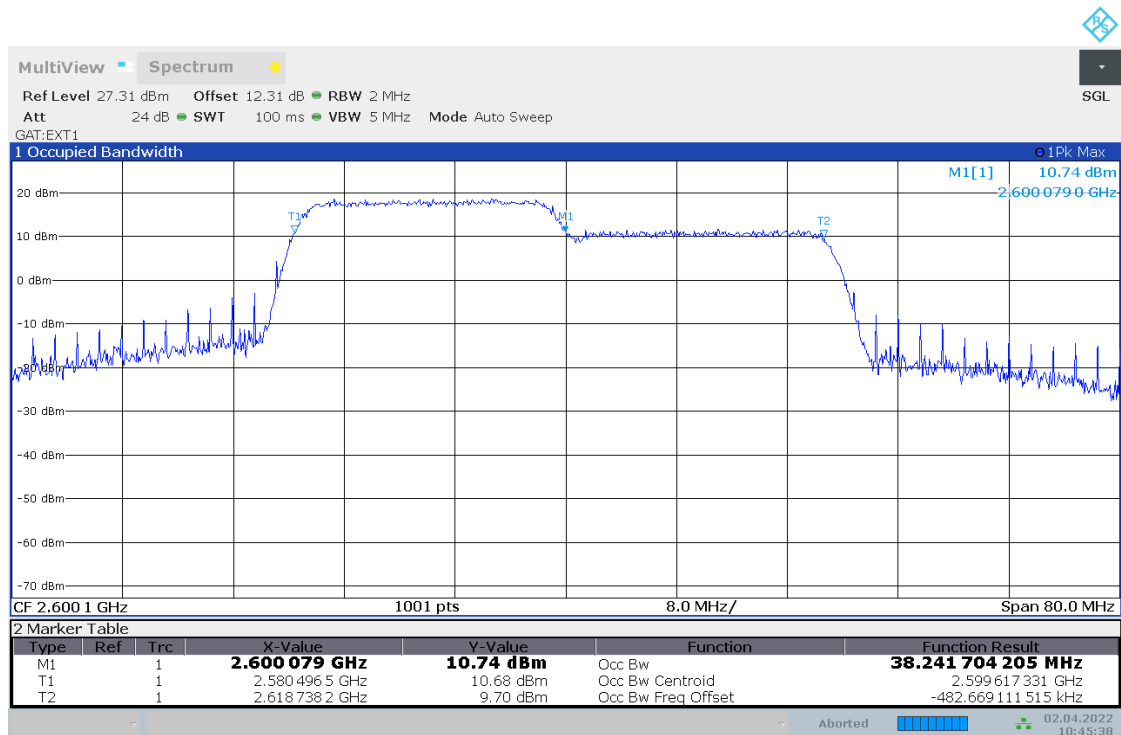


10:44:11 02.04.2022

2.2.18 TM3_HCH_20MHZ+20MHZ_PCCRB100#0_SCCRB100#0



10:45:34 02.04.2022



10:45:39 02.04.2022

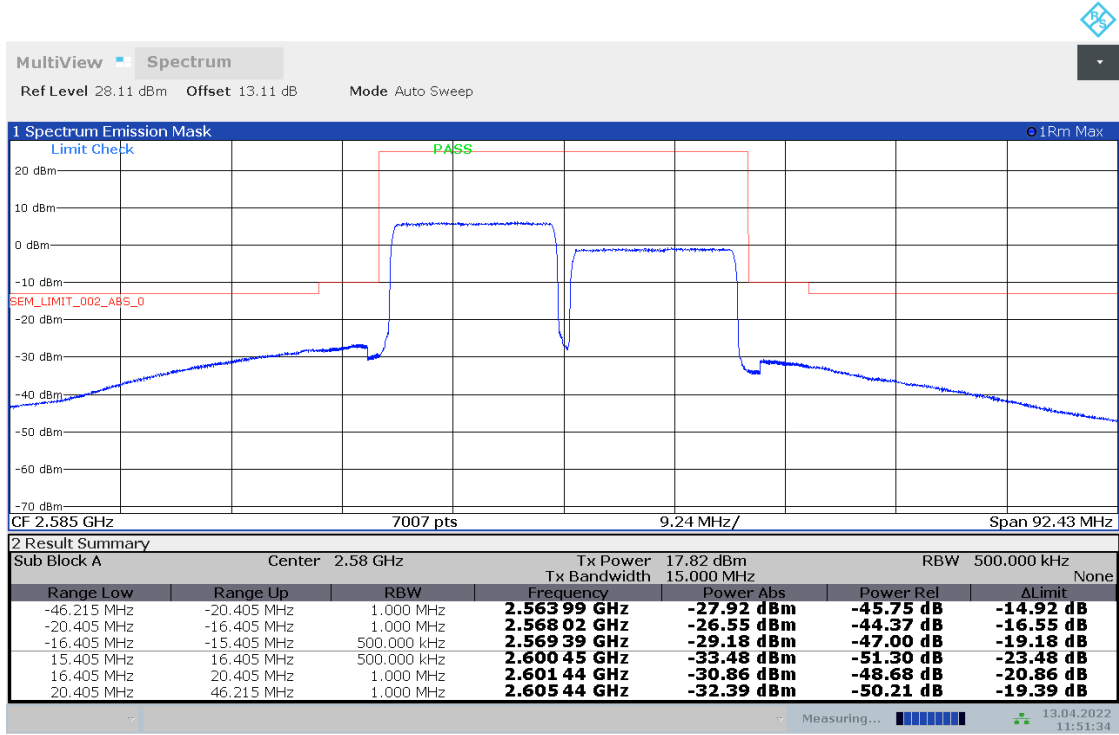
3. APPENDIX C - BAND EDGES COMPLIANCE

3.1 TEST RESULTS

| Band Edges Compliance | | | | | | |
|-----------------------|----------------------|--------------|---------|---------|------------|---------|
| Test Mode | Test Bandwidth [MHz] | Test Channel | PCC_RB | SCC_RB | Modulation | Verdict |
| TM1 | 15+15 | LCH | RB75#0 | RB75#0 | QPSK | PASS |
| | | | RB1#0 | RB1#74 | QPSK | PASS |
| | | HCH | RB75#0 | RB75#0 | QPSK | PASS |
| | | | RB1#0 | RB1#74 | QPSK | PASS |
| | 20+20 | LCH | RB100#0 | RB100#0 | QPSK | PASS |
| | | | RB1#0 | RB1#99 | QPSK | PASS |
| | | HCH | RB100#0 | RB100#0 | QPSK | PASS |
| | | | RB1#0 | RB1#99 | QPSK | PASS |
| TM2 | 15+15 | LCH | RB75#0 | RB75#0 | 16QAM | PASS |
| | | | RB1#0 | RB1#74 | 16QAM | PASS |
| | | HCH | RB75#0 | RB75#0 | 16QAM | PASS |
| | | | RB1#0 | RB1#74 | 16QAM | PASS |
| | 20+20 | LCH | RB100#0 | RB100#0 | 16QAM | PASS |
| | | | RB1#0 | RB1#99 | 16QAM | PASS |
| | | HCH | RB100#0 | RB100#0 | 16QAM | PASS |
| | | | RB1#0 | RB1#99 | 16QAM | PASS |
| TM3 | 15+15 | LCH | RB75#0 | RB75#0 | 64QAM | PASS |
| | | | RB1#0 | RB1#74 | 64QAM | PASS |
| | | HCH | RB75#0 | RB75#0 | 64QAM | PASS |
| | | | RB1#0 | RB1#74 | 64QAM | PASS |
| | 20+20 | LCH | RB100#0 | RB100#0 | 64QAM | PASS |
| | | | RB1#0 | RB1#99 | 64QAM | PASS |
| | | HCH | RB100#0 | RB100#0 | 64QAM | PASS |
| | | | RB1#0 | RB1#99 | 64QAM | PASS |

3.2 TEST PLOTS

3.2.1 TM1_LCH_15MHZ+15MHZ_PCCRB75#0_SCCRB75#0

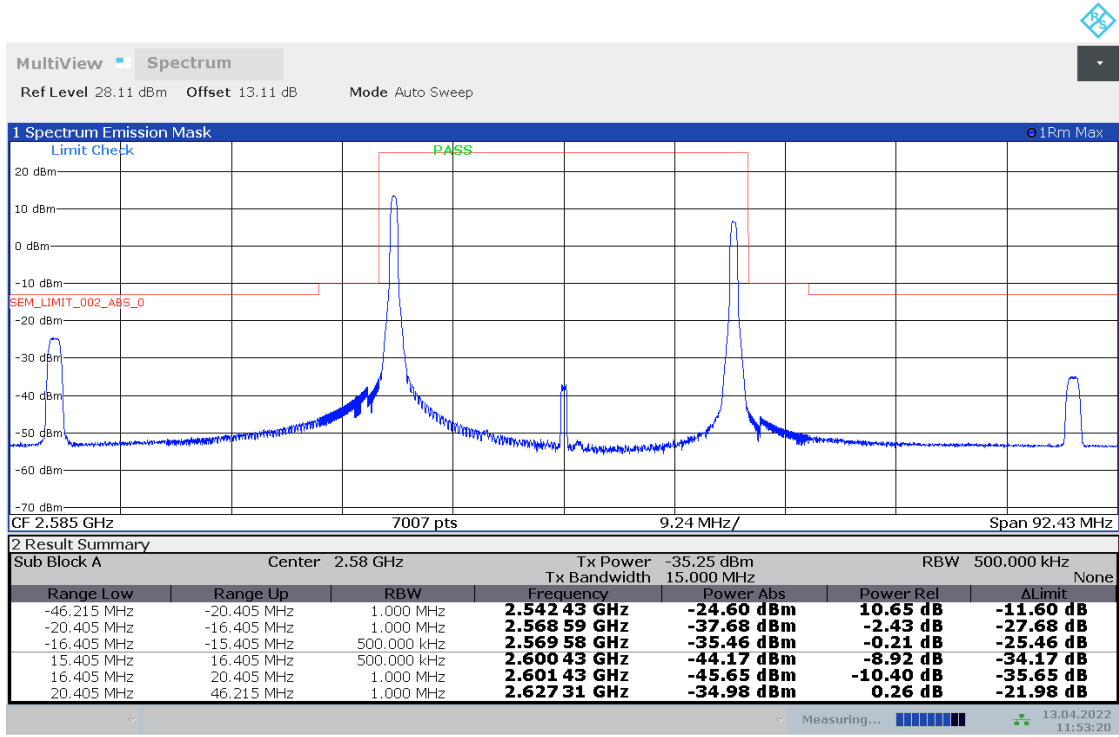


11:51:34 13.04.2022

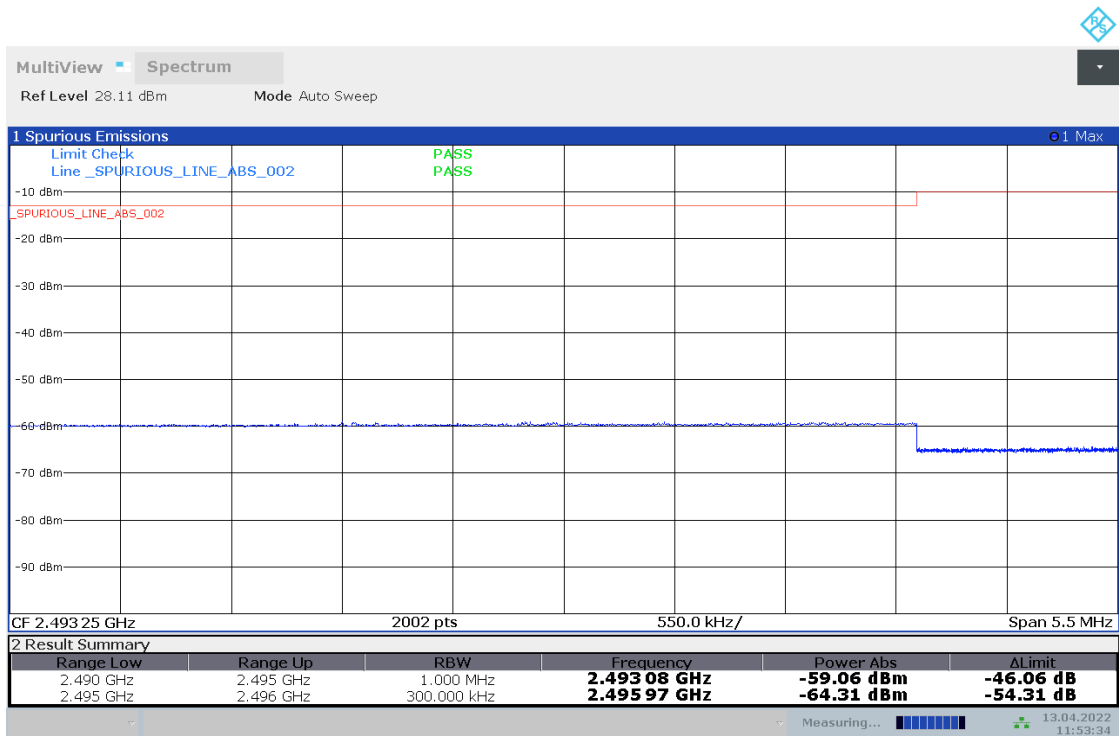


11:51:49 13.04.2022

3.2.2 TM1_LCH_15MHZ+15MHZ_PCCRB1#0_SCCRB1#74

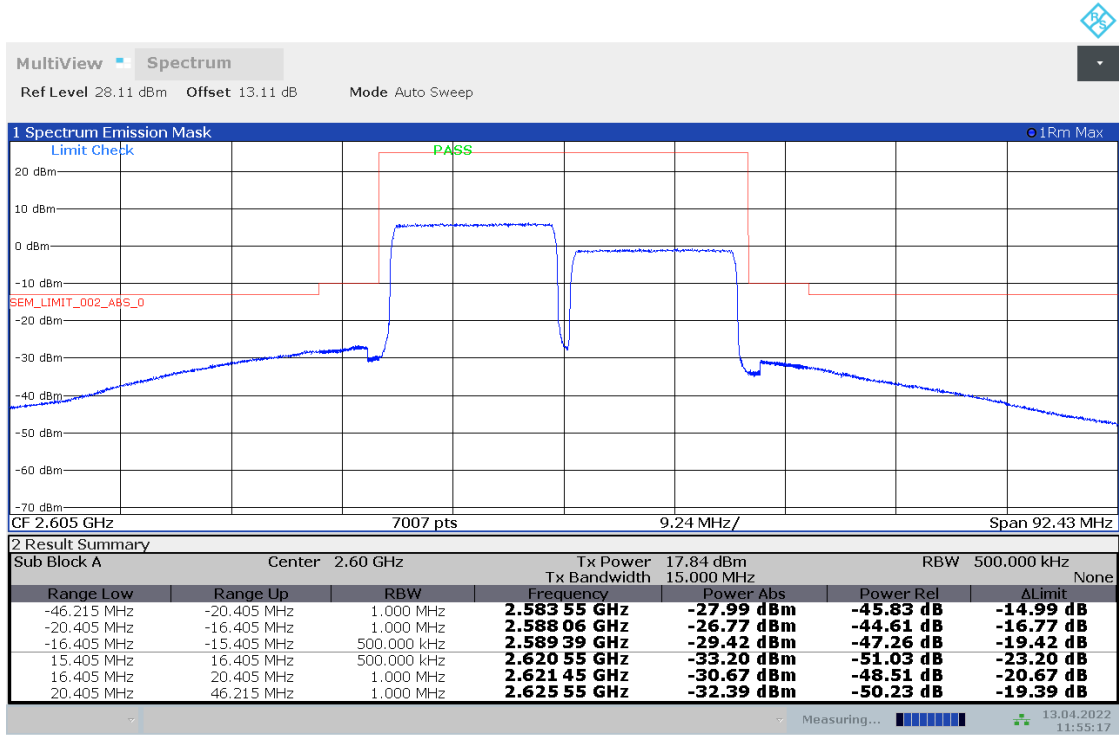


11:53:20 13.04.2022

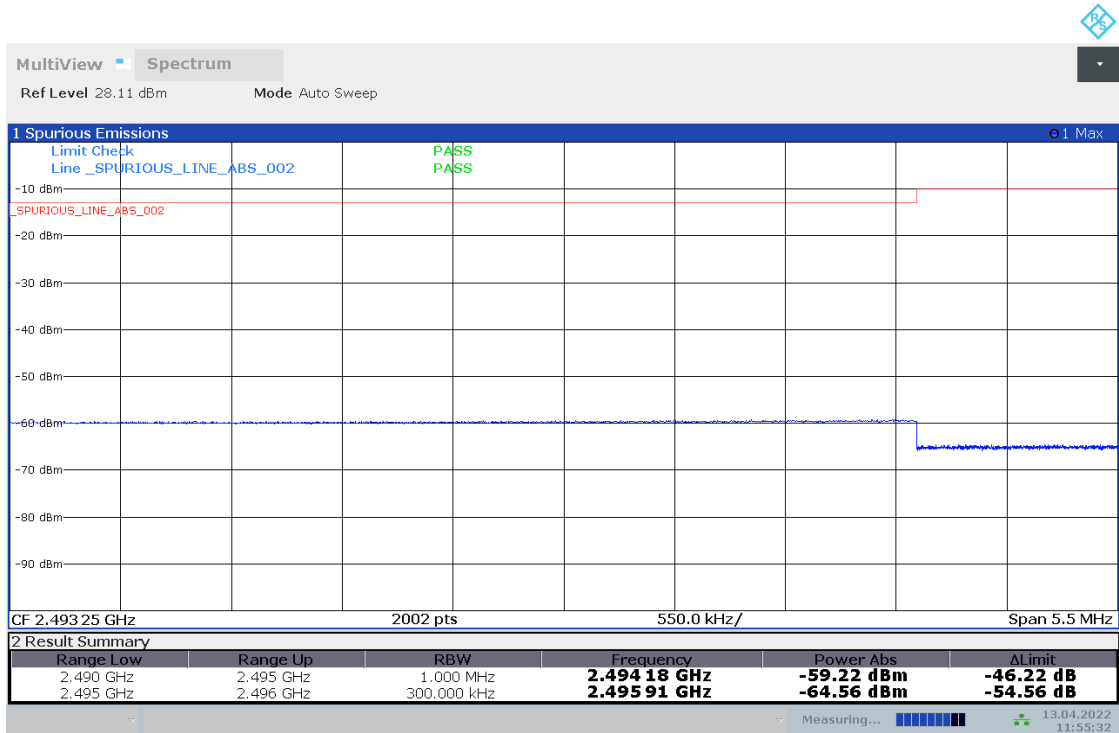


11:53:34 13.04.2022

3.2.3 TM1_HCH_15MHZ+15MHZ_PCCRB75#0_SCCRB75#0

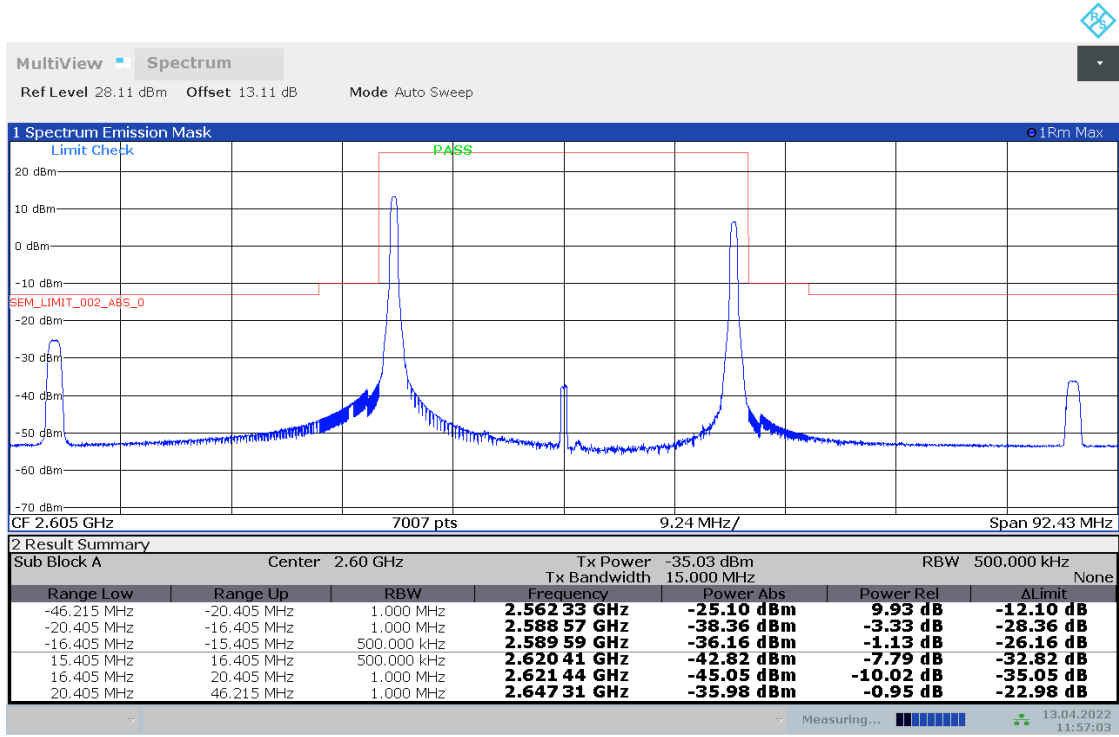


11:55:18 13.04.2022

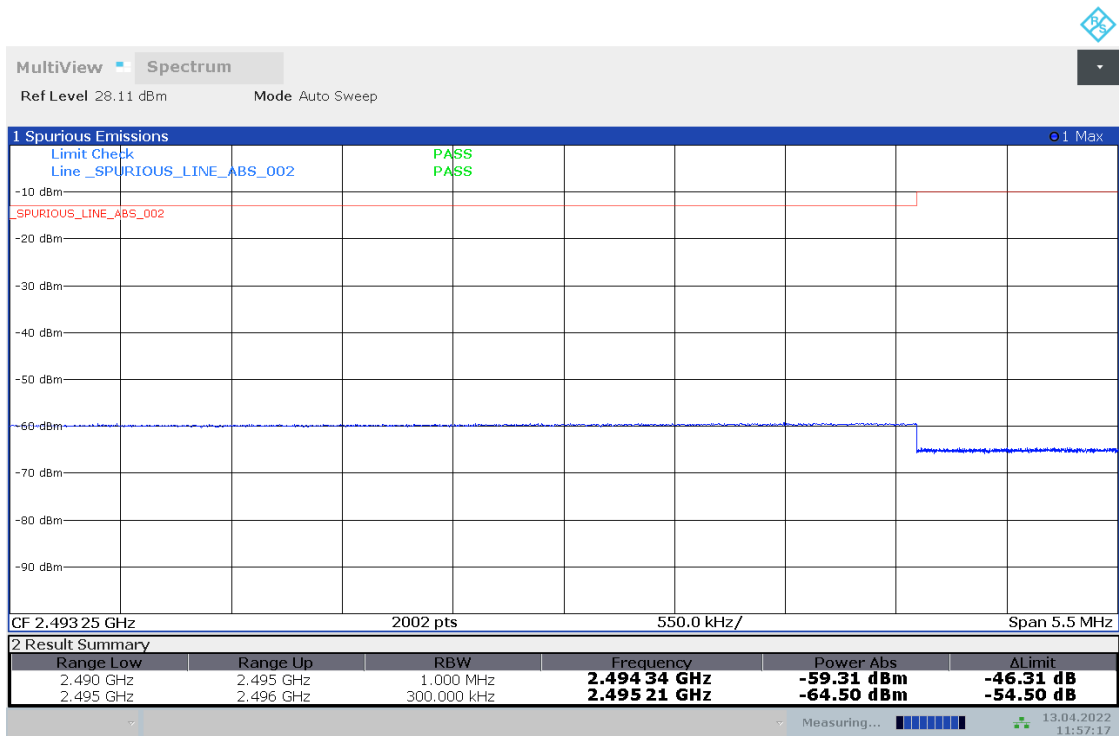


11:55:32 13.04.2022

3.2.4 TM1_HCH_15MHZ+15MHZ_PCCRB1#0_SCCRB1#74

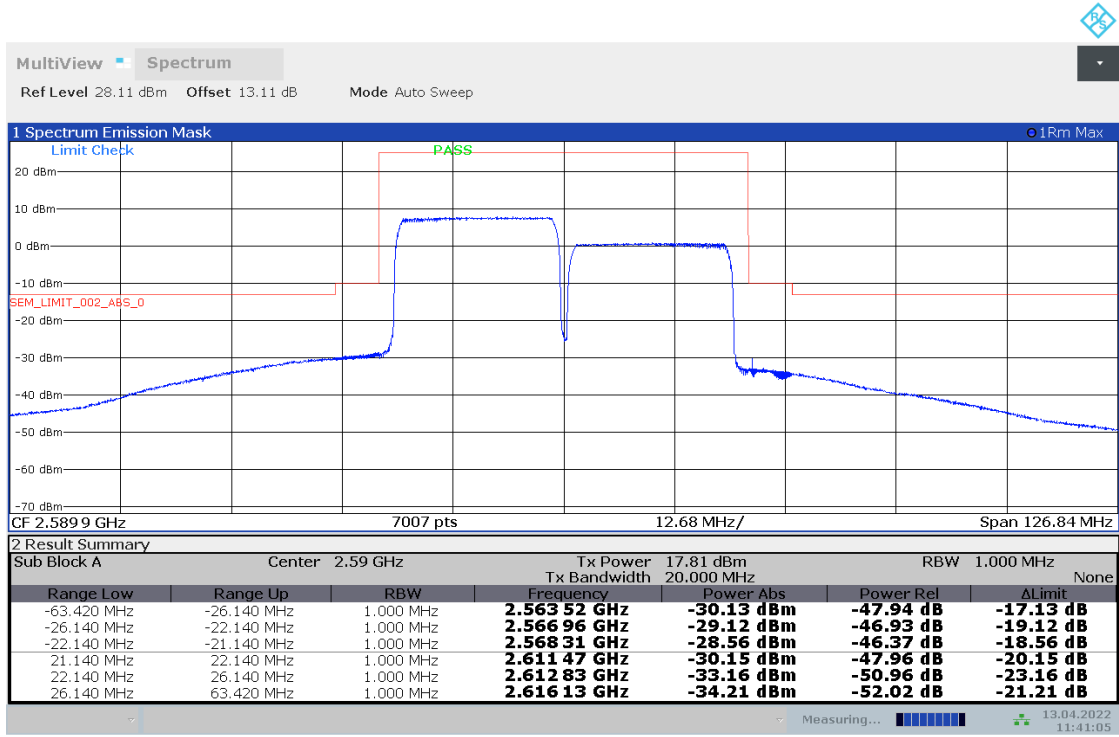


11:57:03 13.04.2022

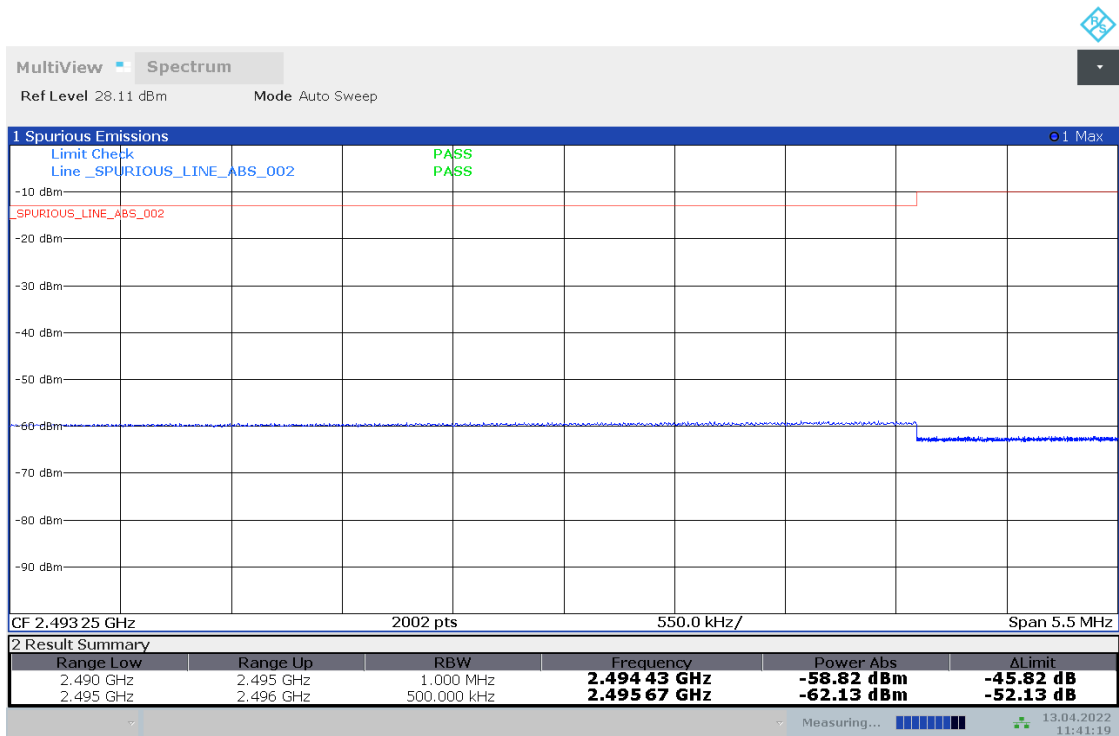


11:57:17 13.04.2022

3.2.5 TM1_LCH_20MHZ+20MHZ_PCCRB100#0_SCCRB100#0

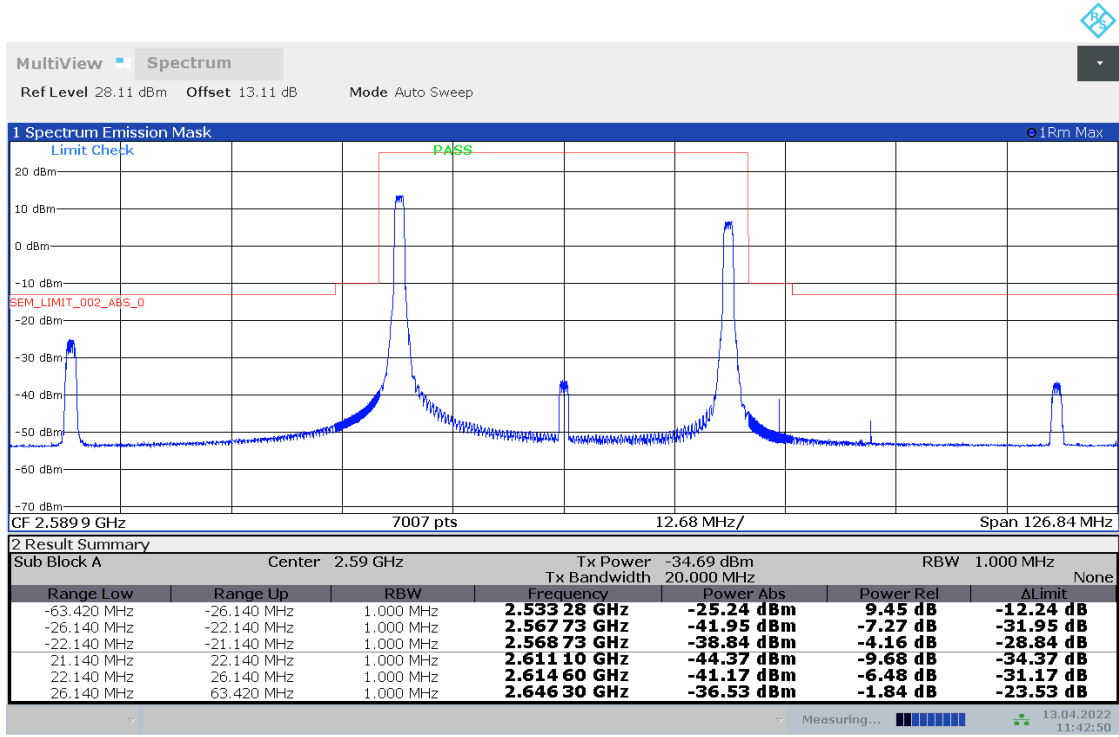


11:41:05 13.04.2022



11:41:20 13.04.2022

3.2.6 TM1_LCH_20MHZ+20MHZ_PCCRB1#0_SCCRB1#99

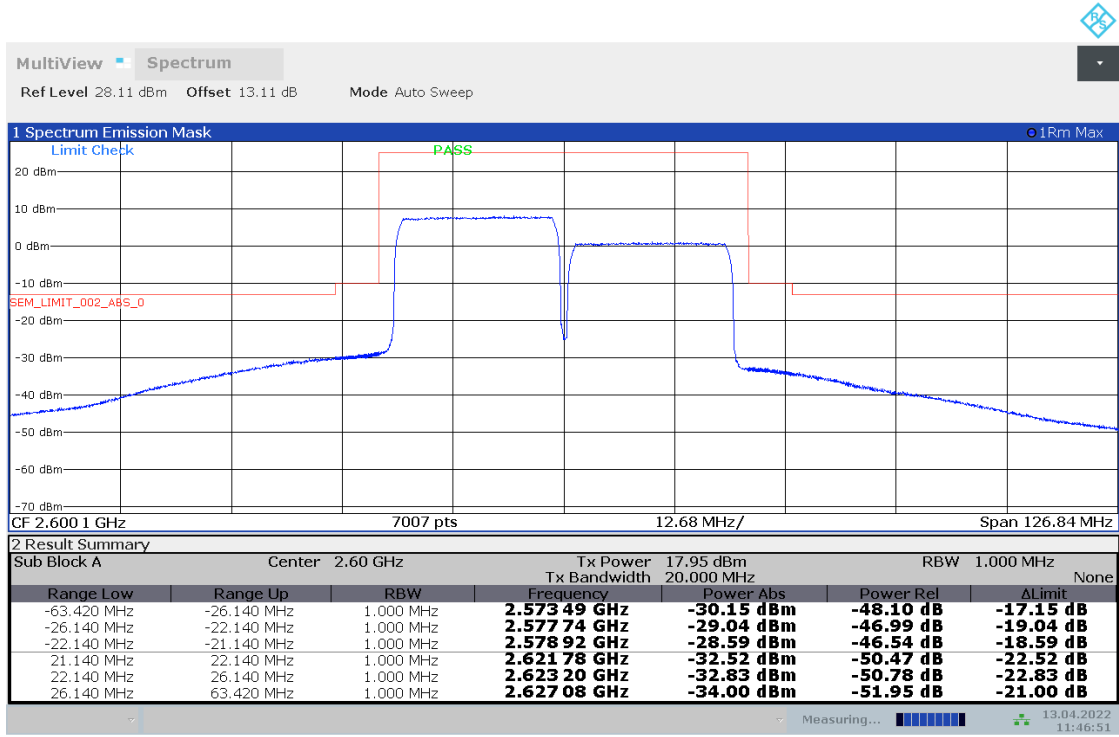


11:42:51 13.04.2022

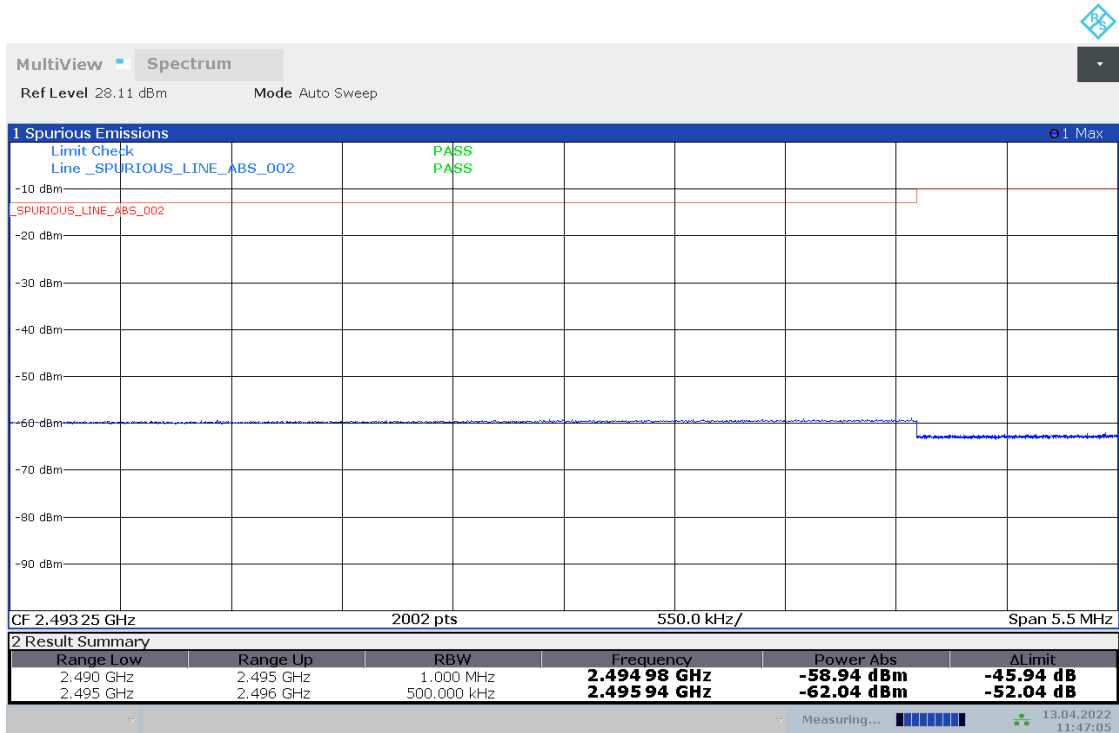


11:43:05 13.04.2022

3.2.7 TM1_HCH_20MHZ+20MHZ_PCCRB100#0_SCCRB100#0

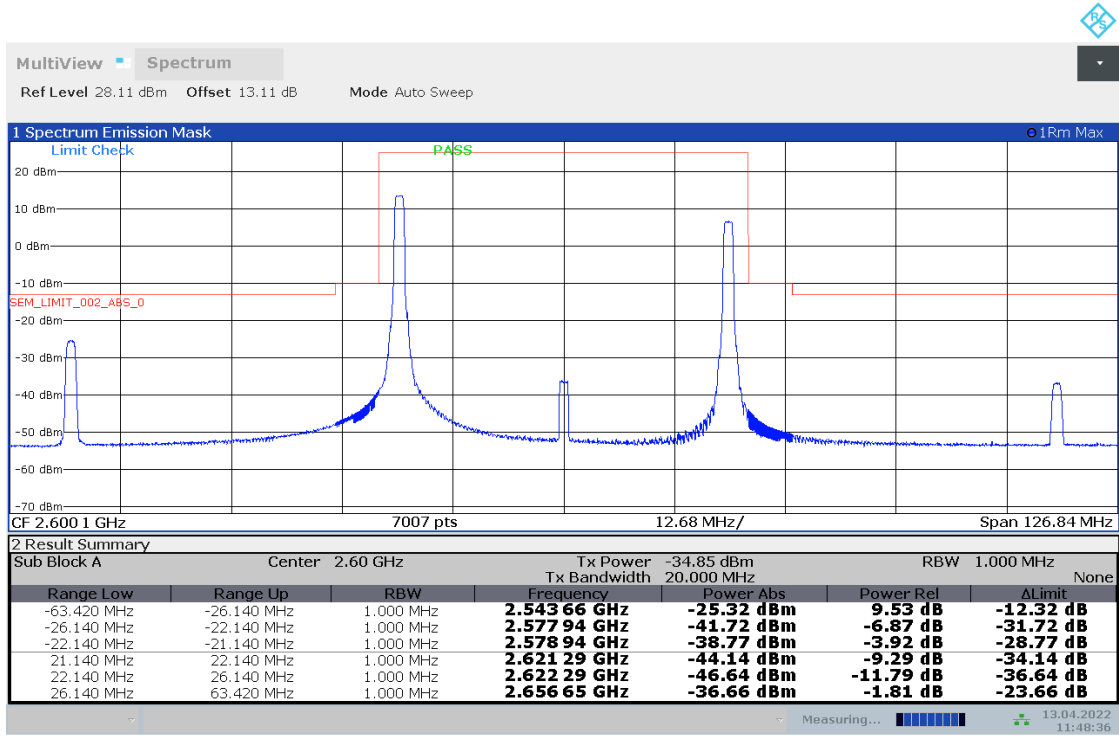


11:46:52 13.04.2022

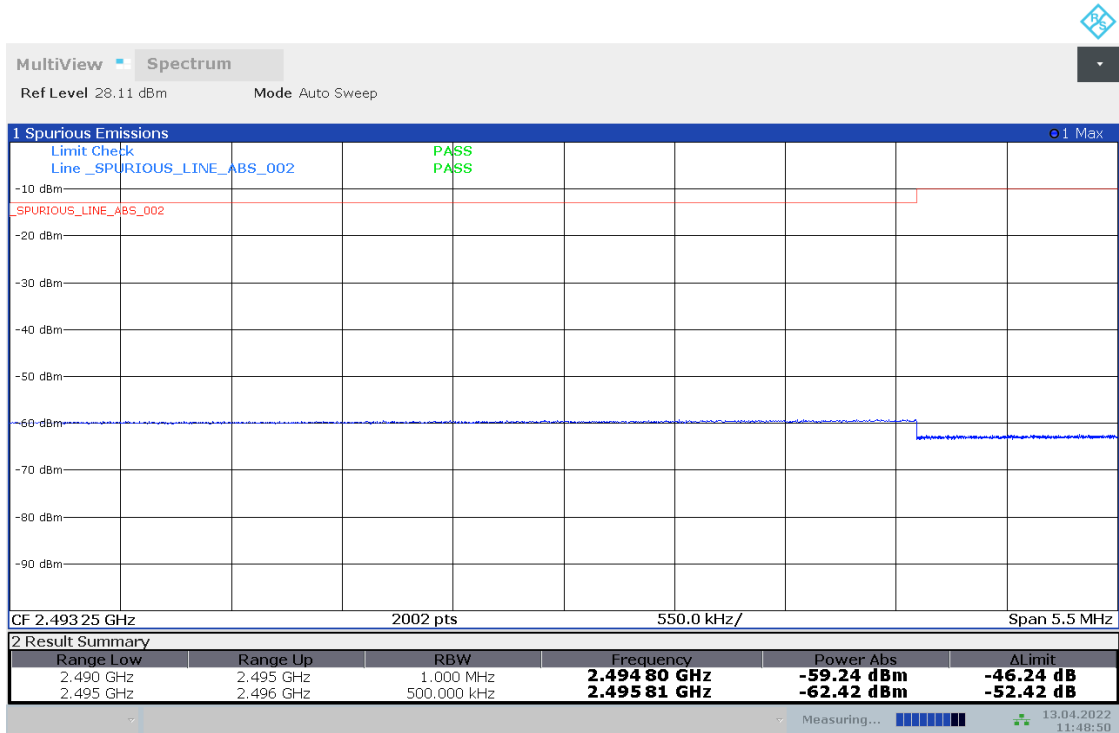


11:47:06 13.04.2022

3.2.8 TM1_HCH_20MHZ+20MHZ_PCCRB1#0_SCCRB1#99

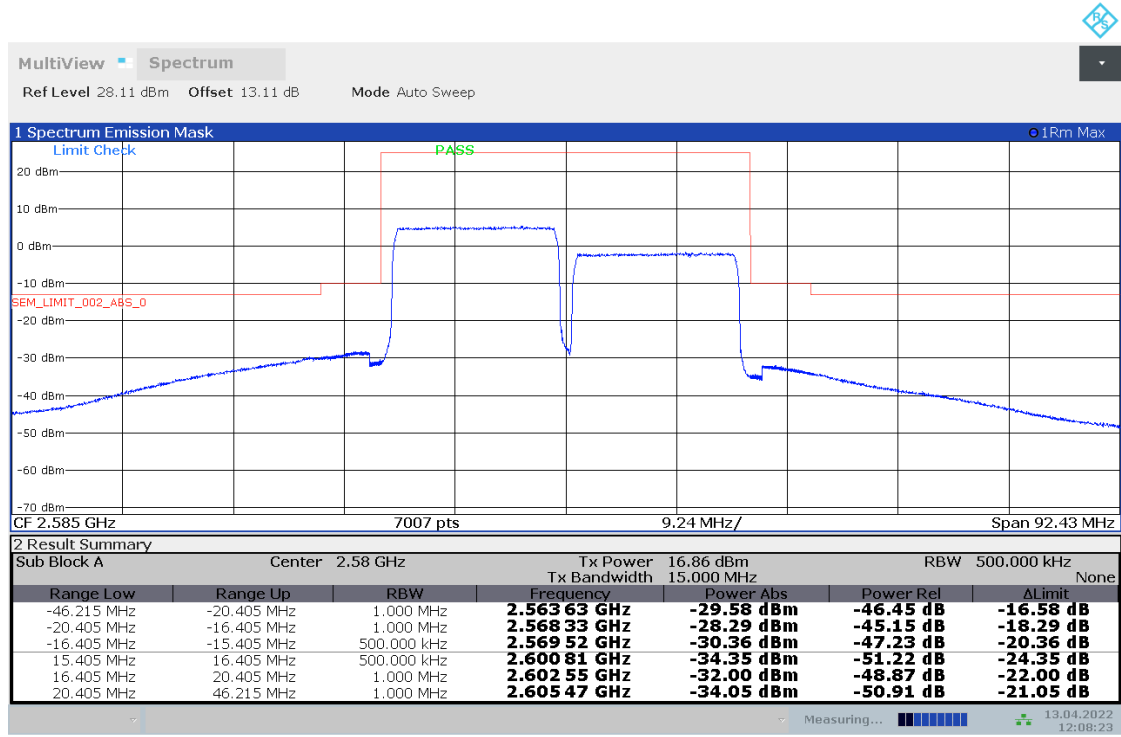


11:48:37 13.04.2022

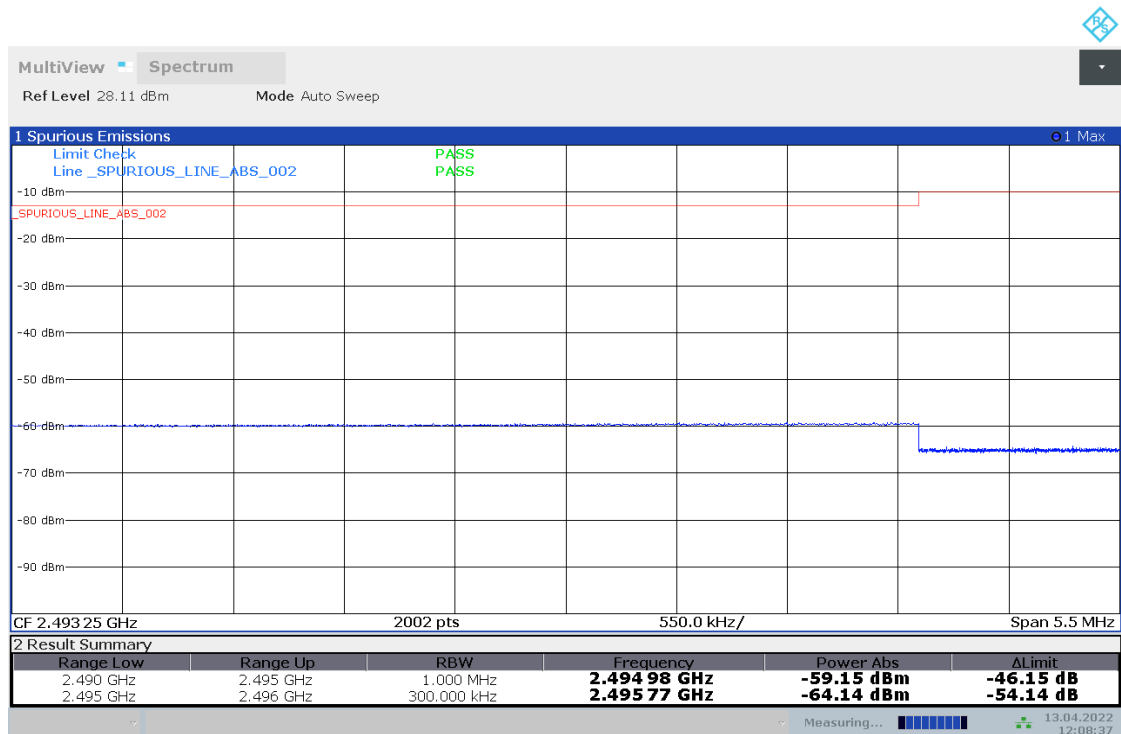


11:48:51 13.04.2022

3.2.9 TM2_LCH_15MHZ+15MHZ_PCCRB75#0_SCCRB75#0

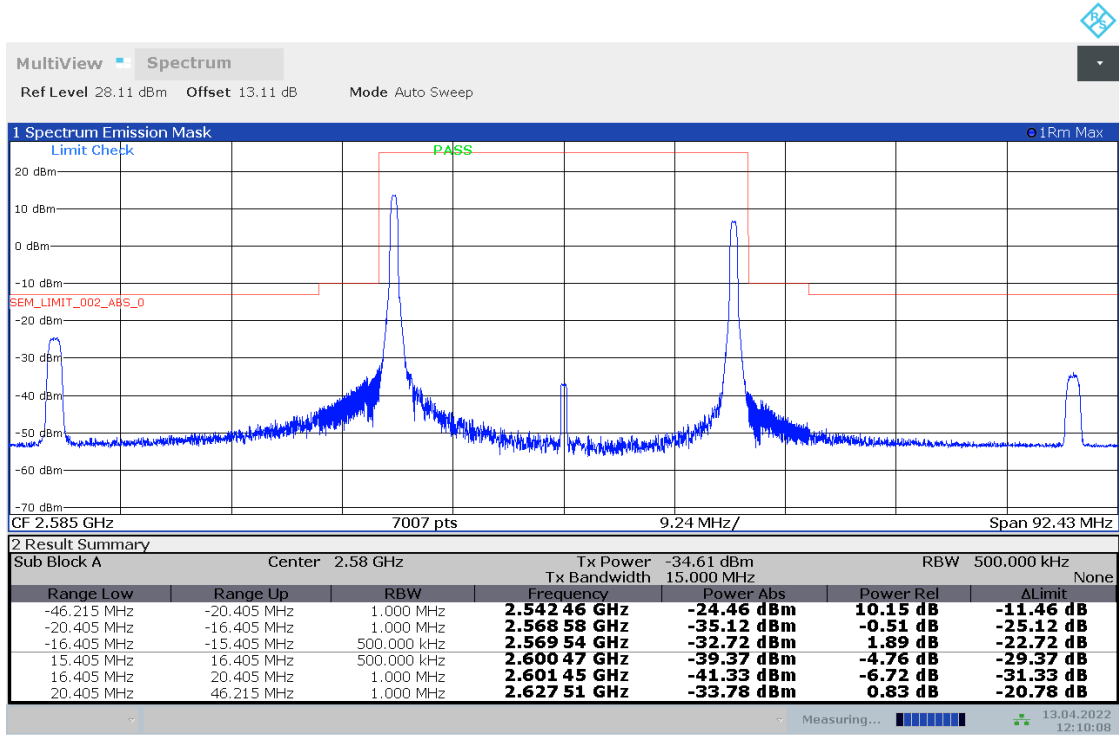


12:08:23 13.04.2022

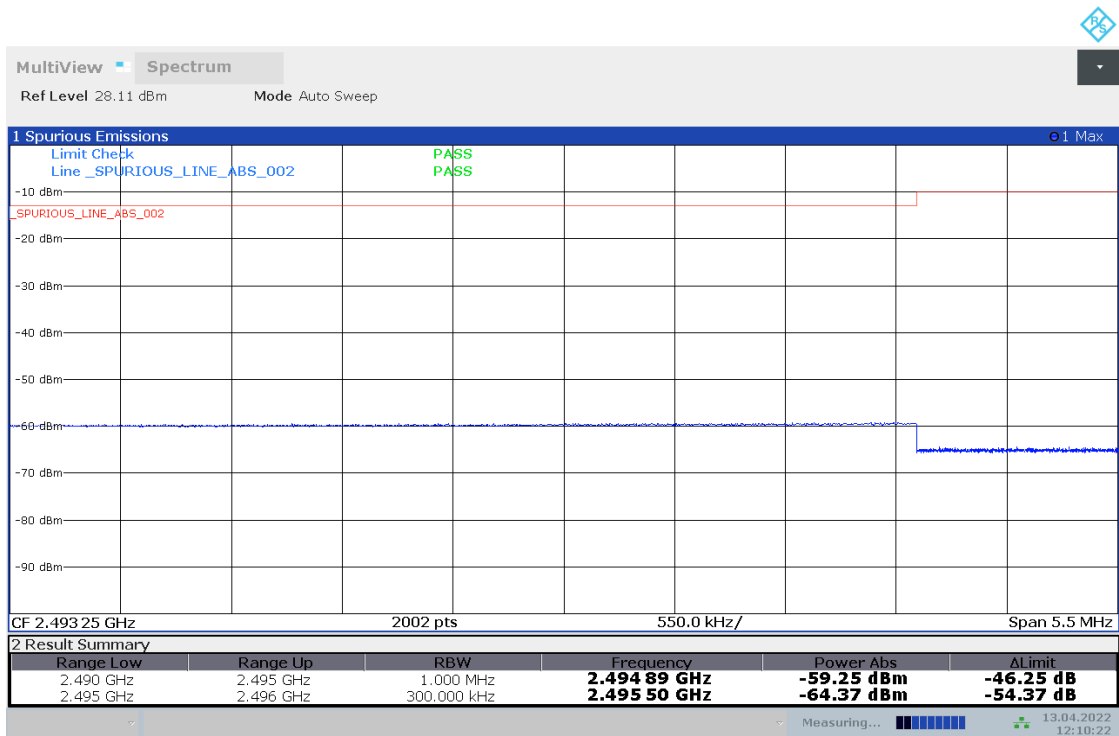


12:08:38 13.04.2022

3.2.10 TM2_LCH_15MHZ+15MHZ_PCCRB1#0_SCCRB1#74

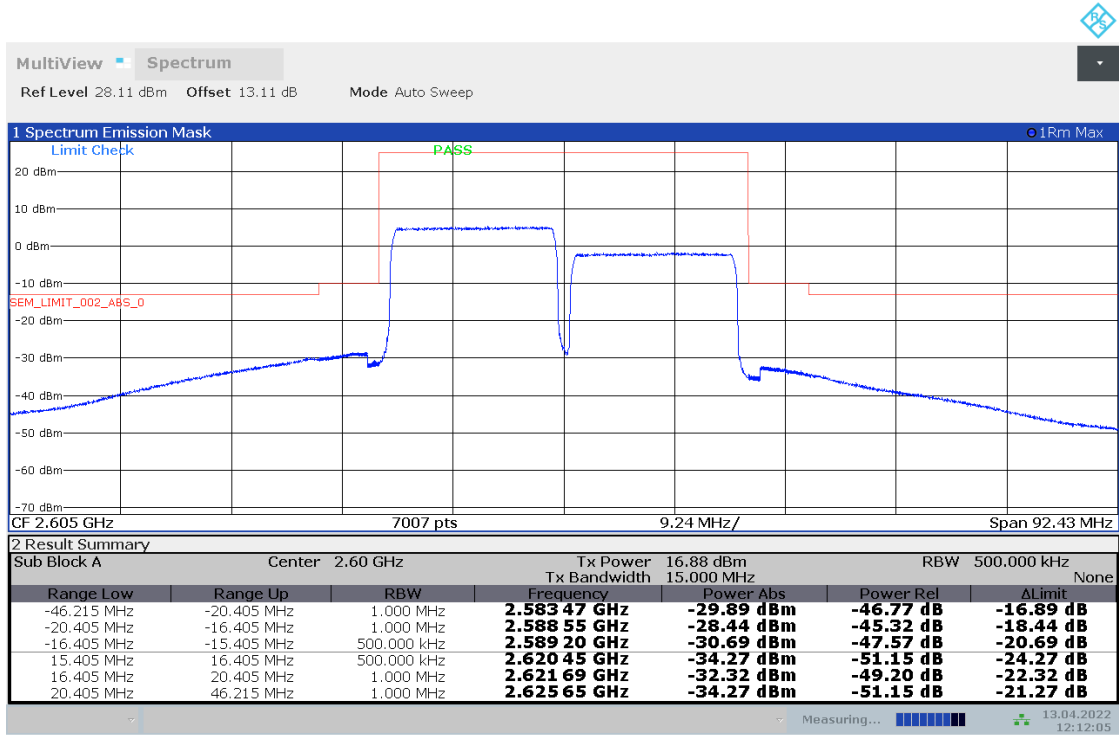


12:10:08 13.04.2022

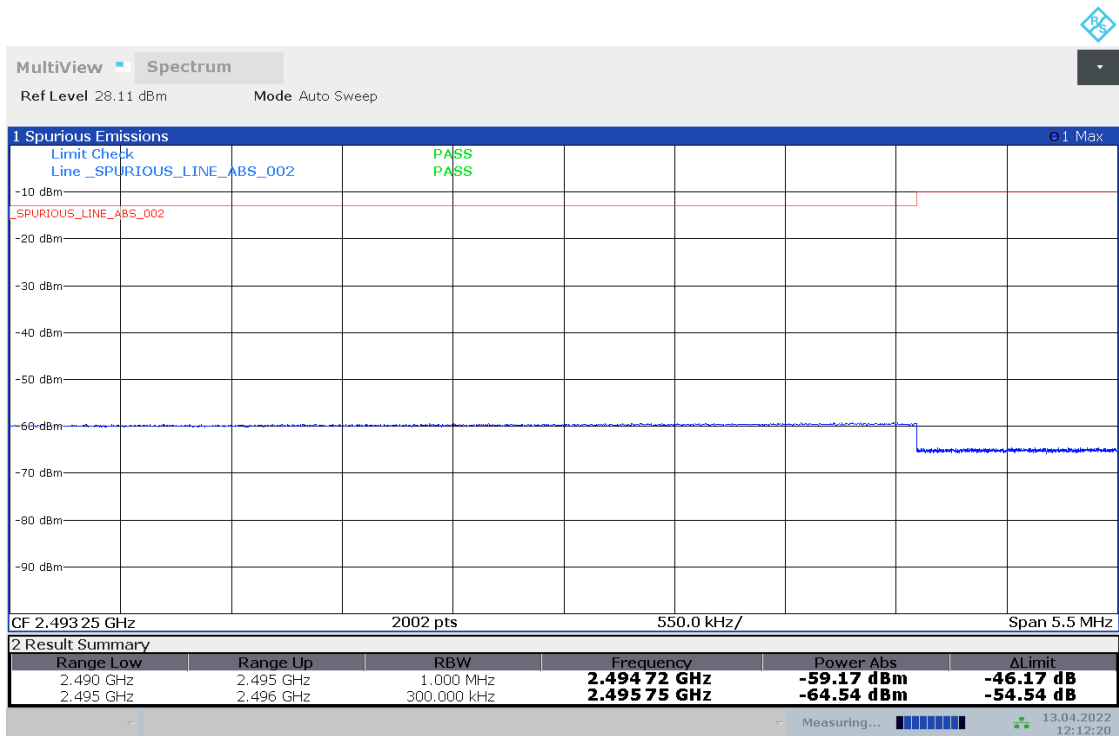


12:10:23 13.04.2022

3.2.11 TM2_HCH_15MHZ+15MHZ_PCCRB75#0_SCCRB75#0

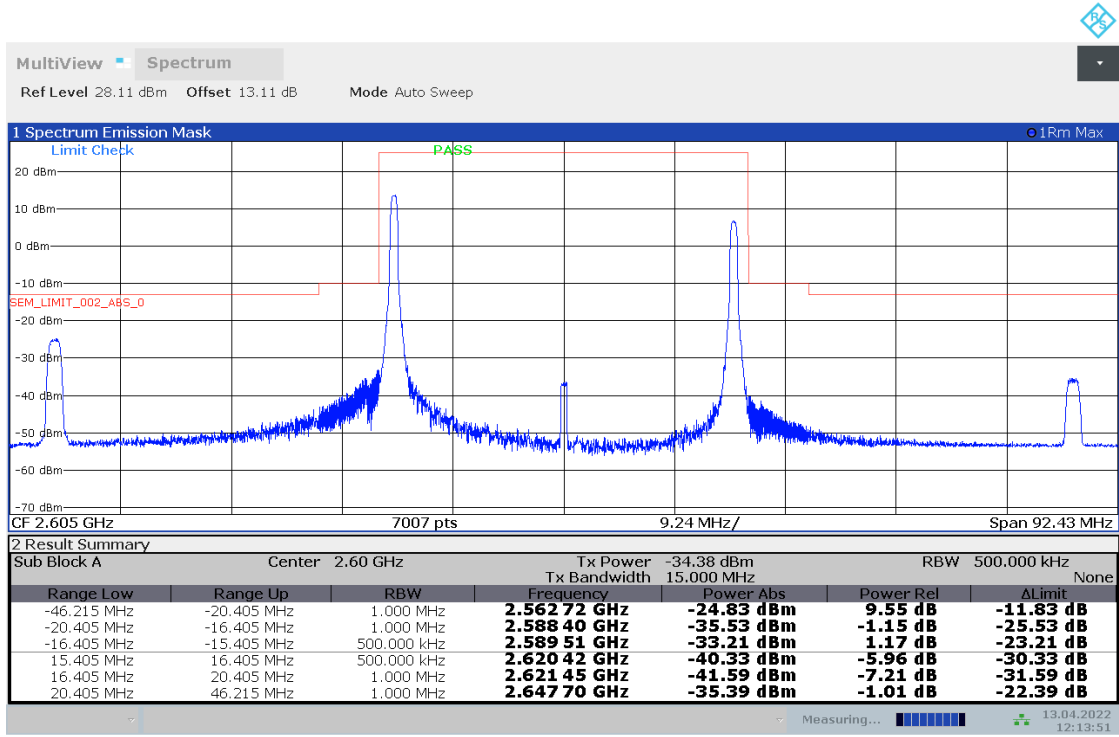


12:12:06 13.04.2022

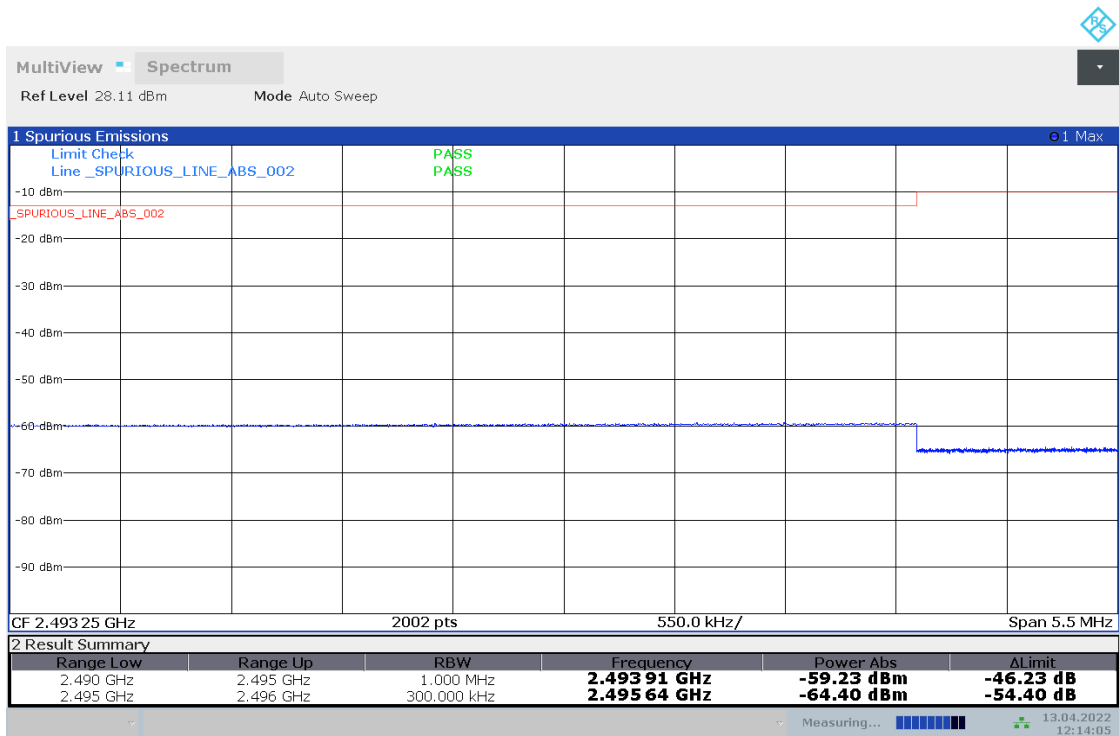


12:12:21 13.04.2022

3.2.12 TM2_HCH_15MHZ+15MHZ_PCCRB1#0_SCCRB1#74

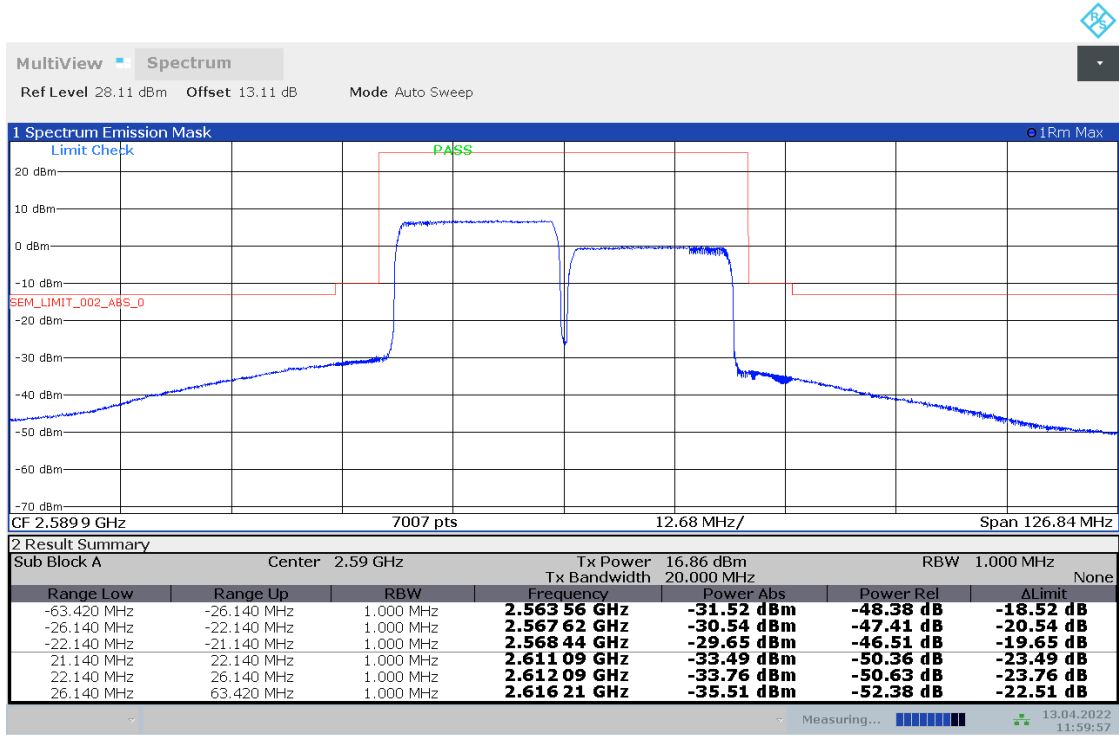


12:13:51 13.04.2022

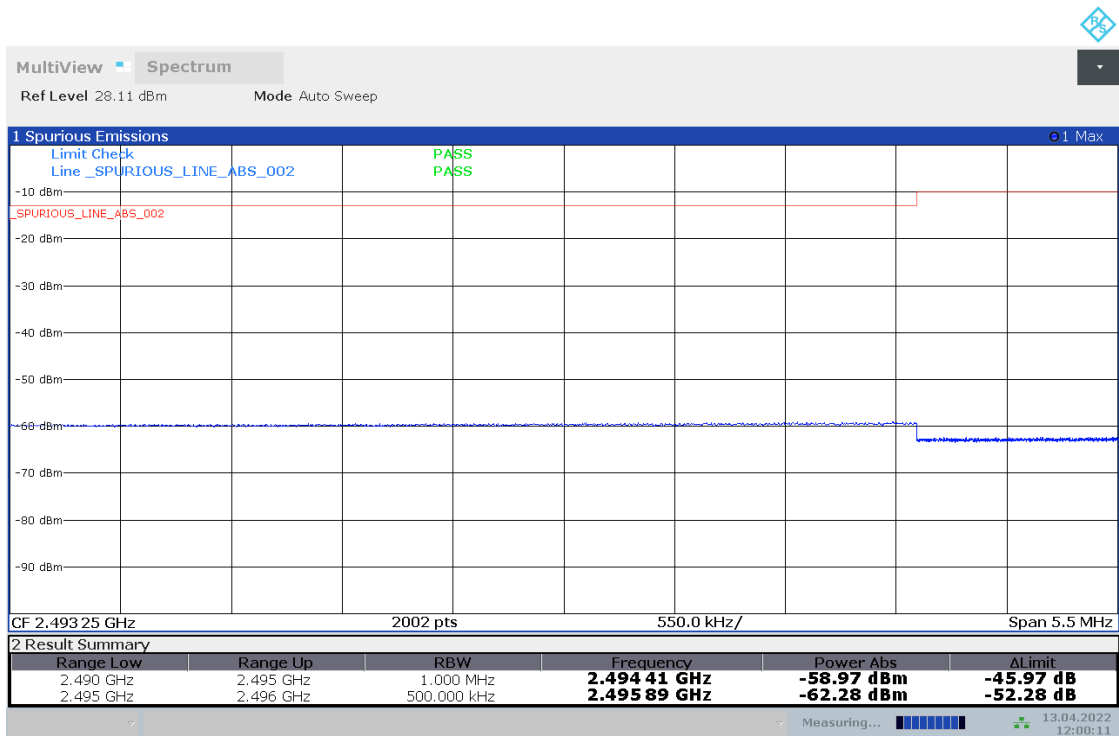


12:14:06 13.04.2022

3.2.13 TM2_LCH_20MHZ+20MHZ_PCCRB100#0_SCCRB100#0

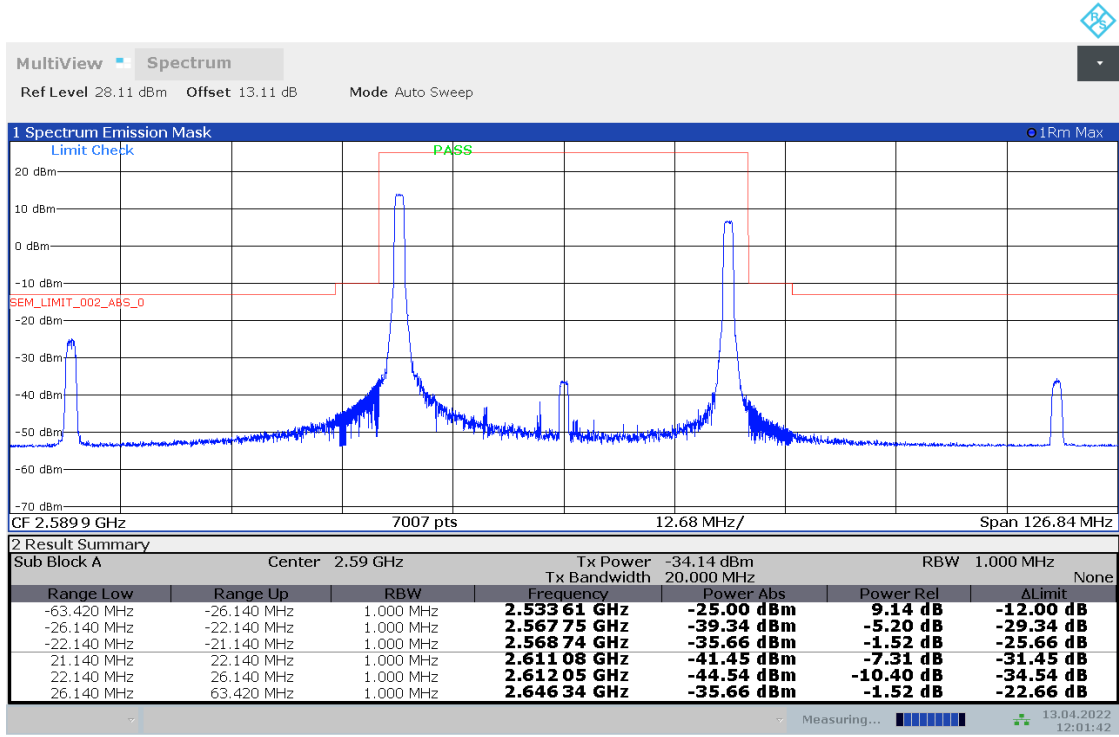


11:59:57 13.04.2022

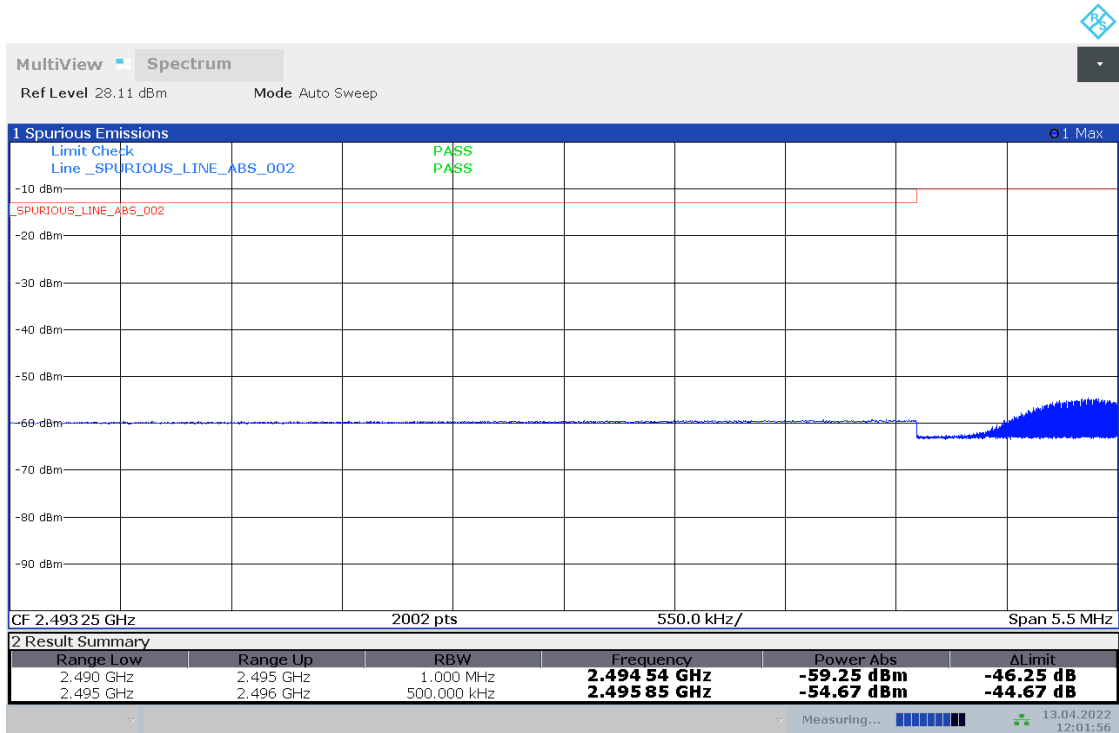


12:00:12 13.04.2022

3.2.14 TM2_LCH_20MHZ+20MHZ_PCCRB1#0_SCCRB1#99

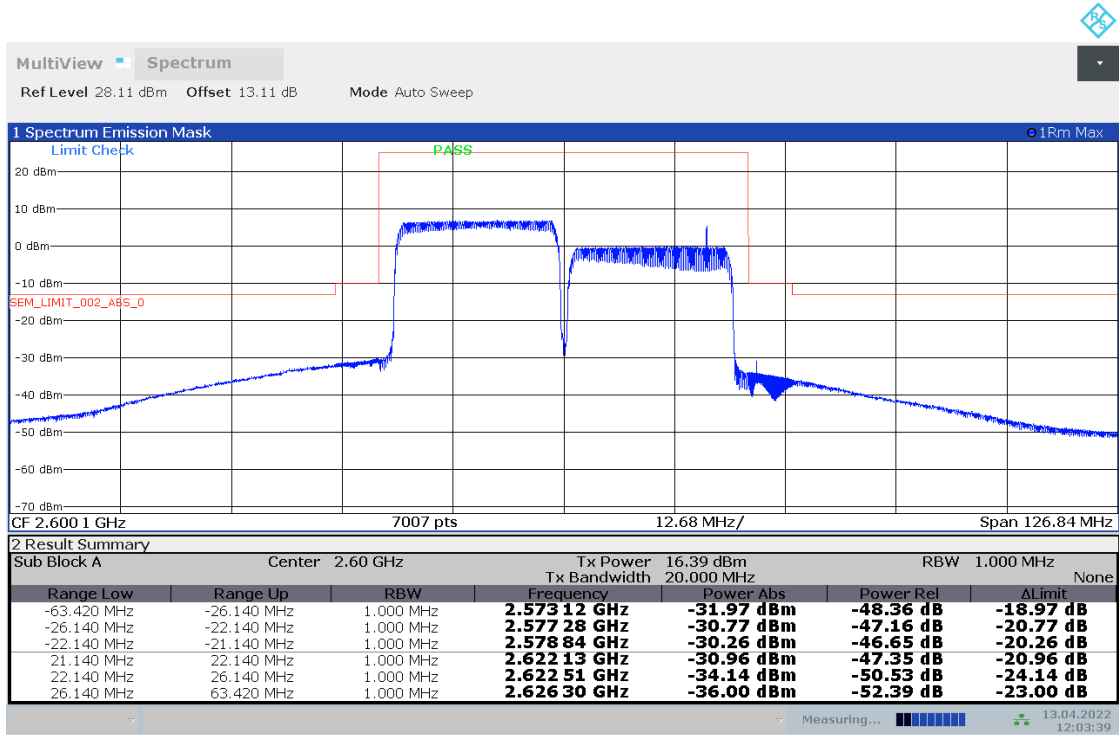


12:01:42 13.04.2022

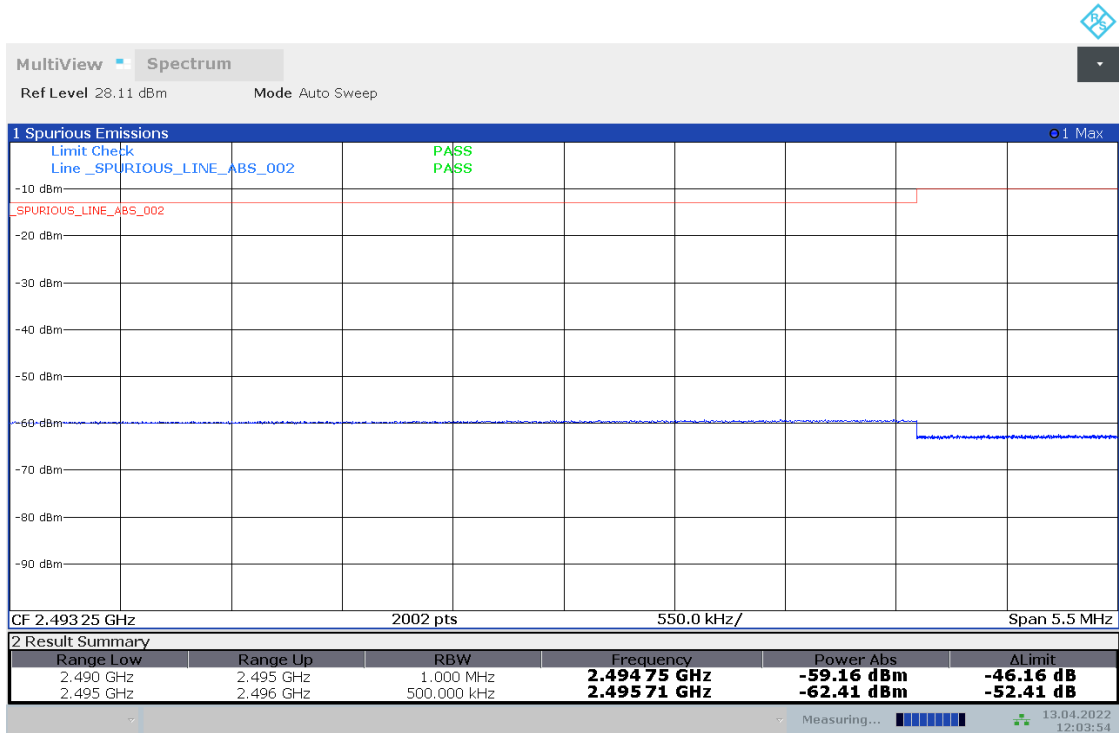


12:01:57 13.04.2022

3.2.15 TM2_HCH_20MHZ+20MHZ_PCCRB100#0_SCCRB100#0

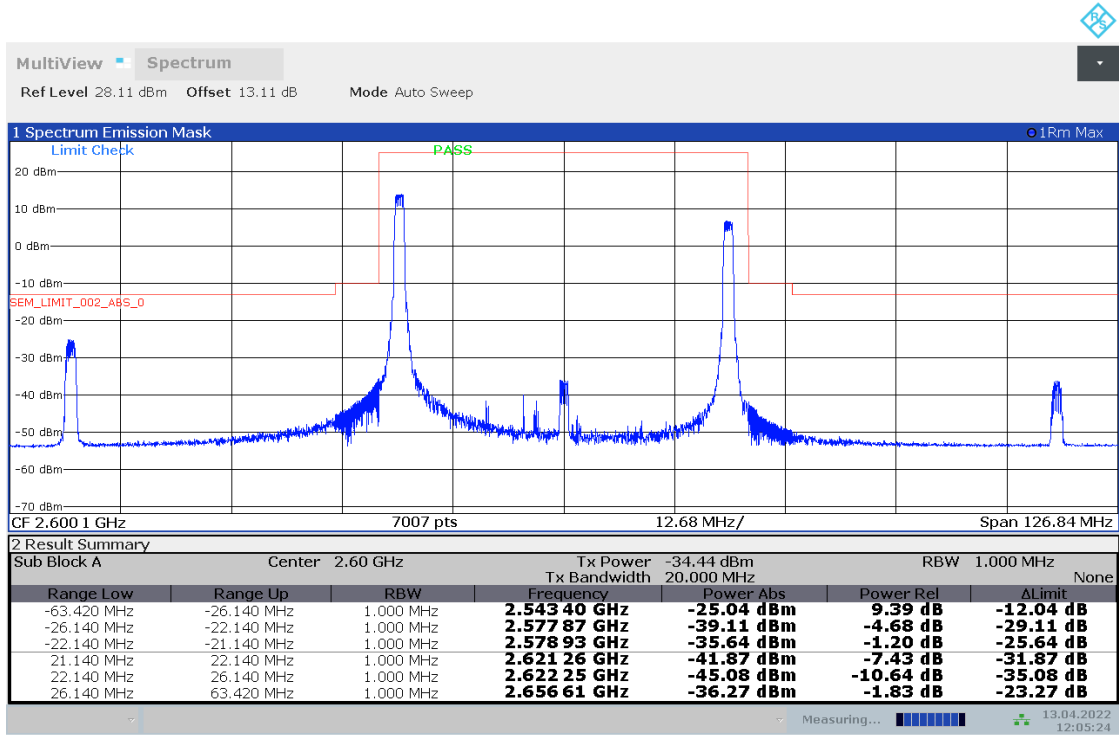


12:03:40 13.04.2022

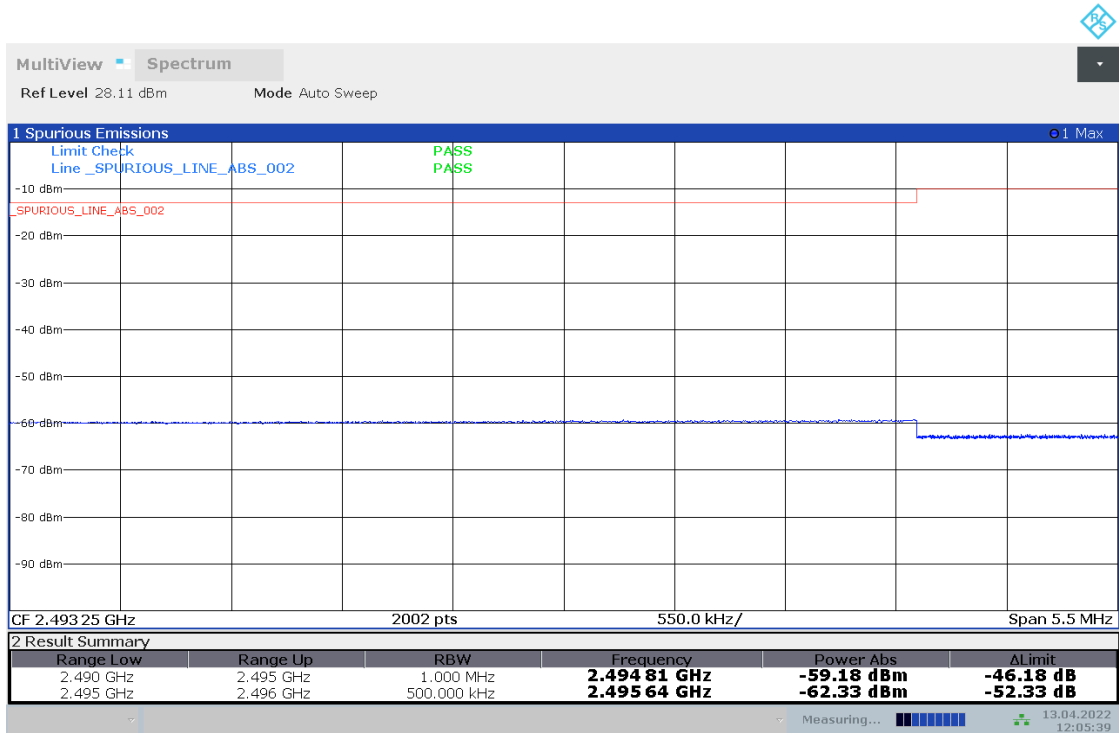


12:03:55 13.04.2022

3.2.16 TM2_HCH_20MHZ+20MHZ_PCCRB1#0_SCCRB1#99

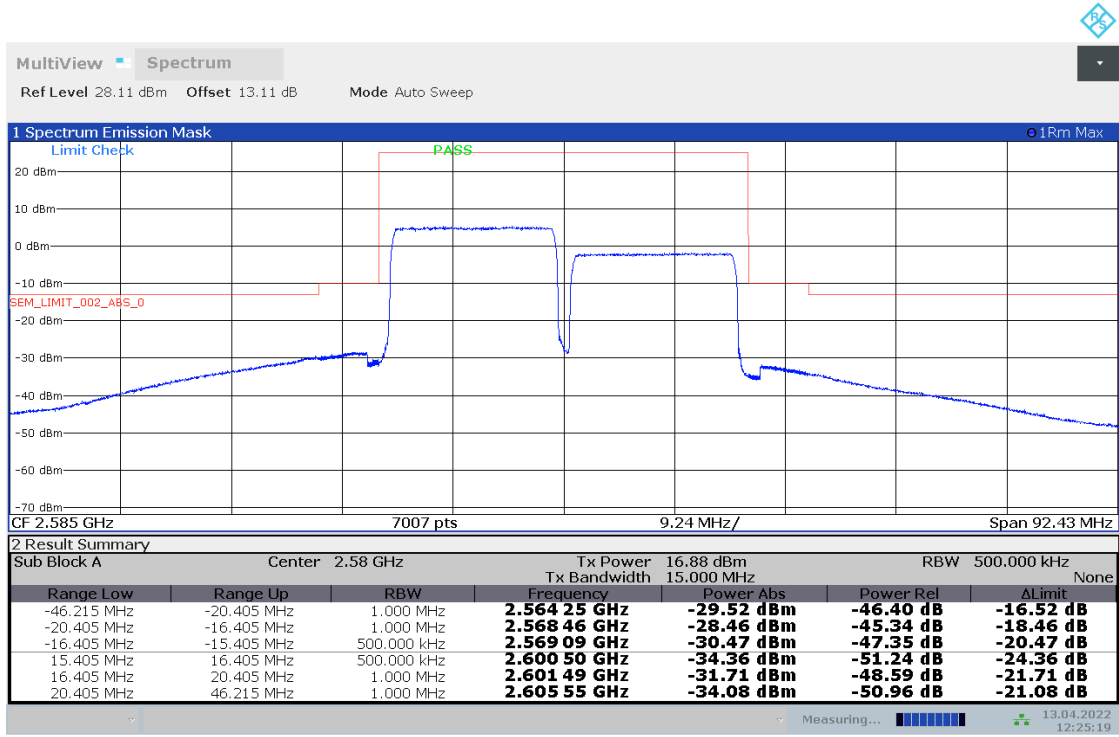


12:05:25 13.04.2022

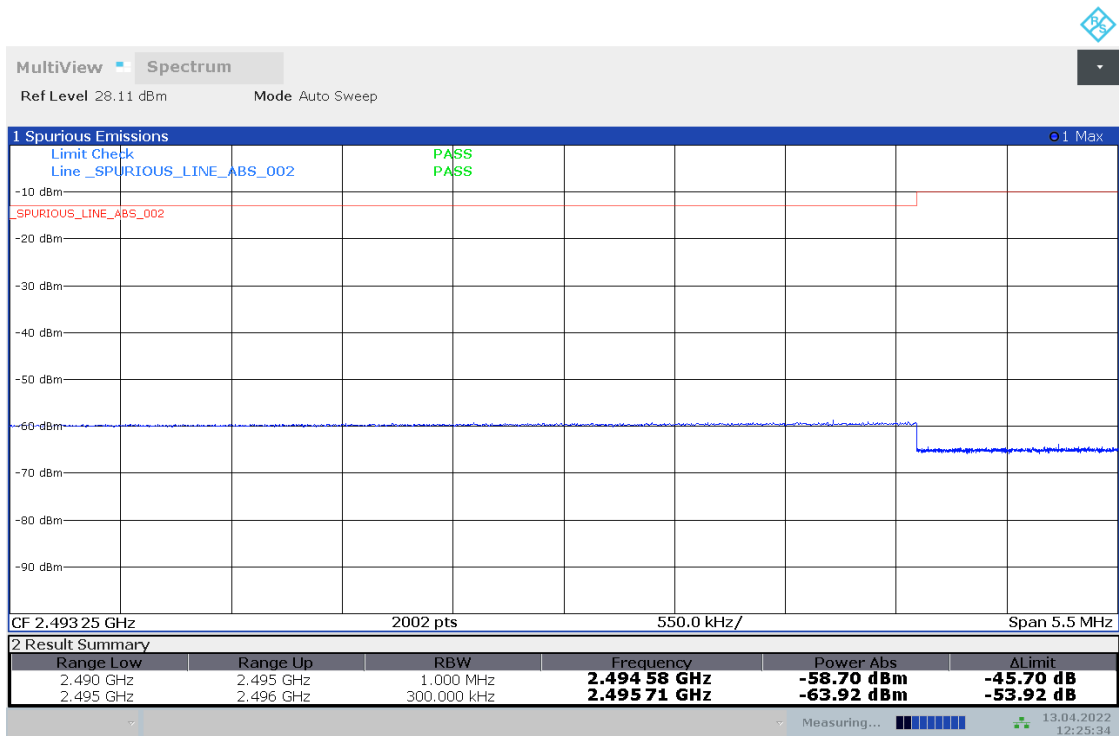


12:05:40 13.04.2022

3.2.17 TM3_LCH_15MHZ+15MHZ_PCCRB75#0_SCCRB75#0

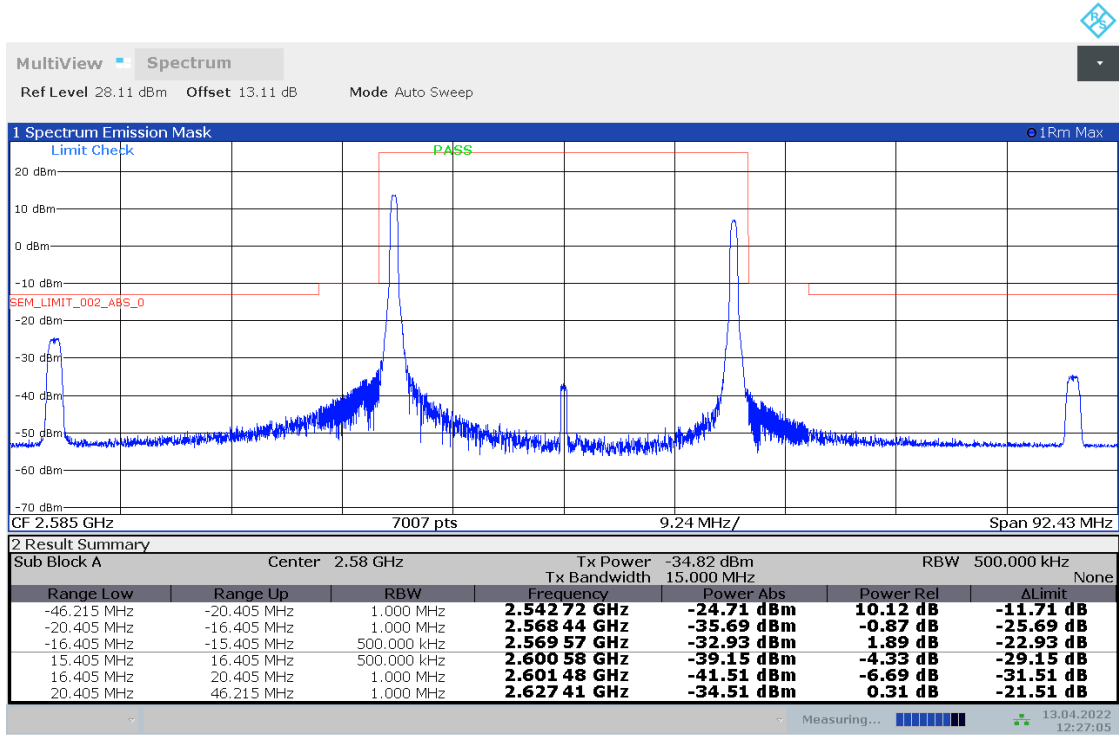


12:25:20 13.04.2022

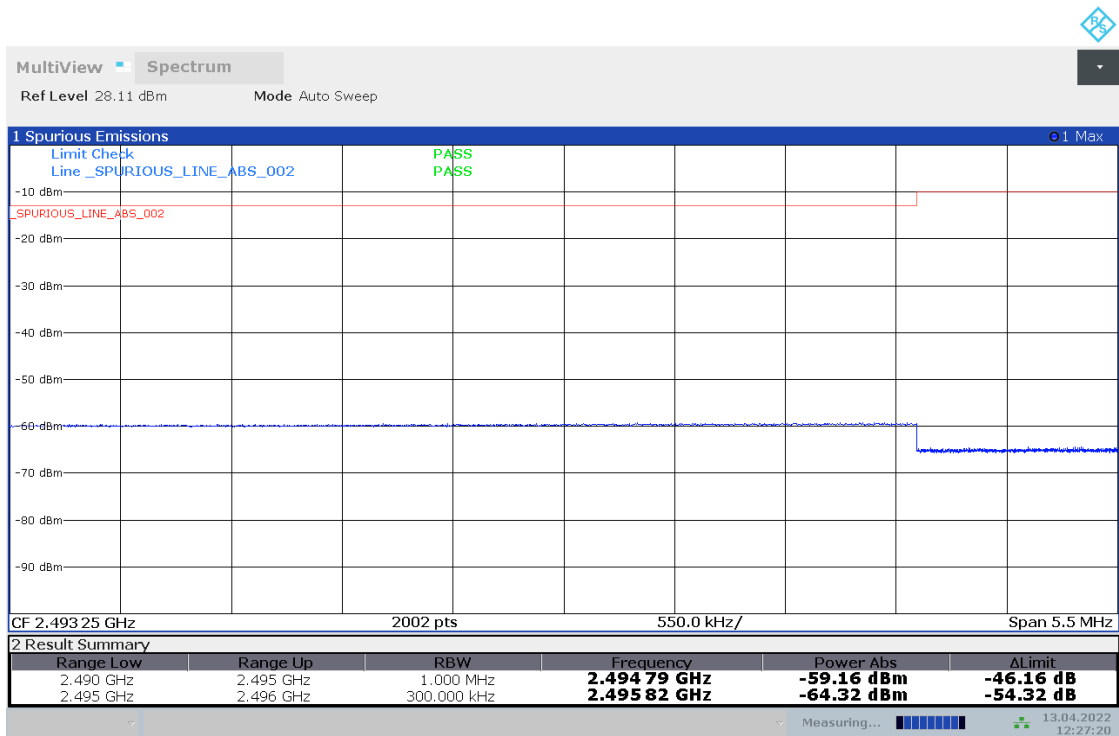


12:25:35 13.04.2022

3.2.18 TM3_LCH_15MHZ+15MHZ_PCCRB1#0_SCCRB1#74

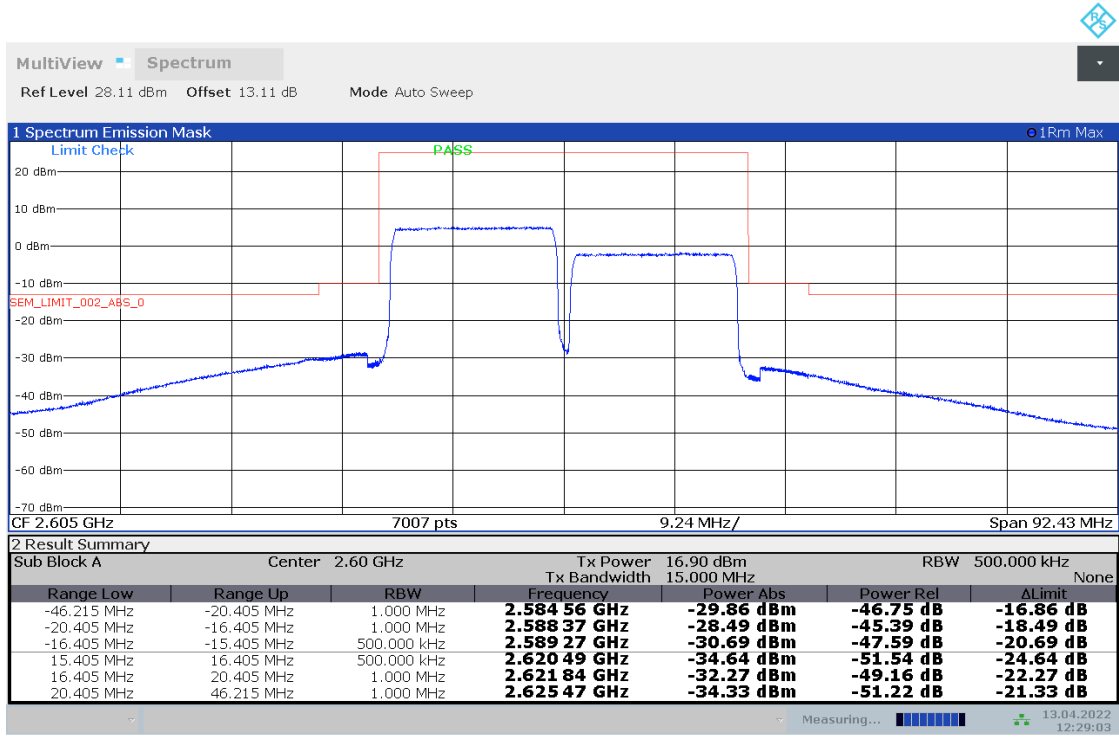


12:27:06 13.04.2022

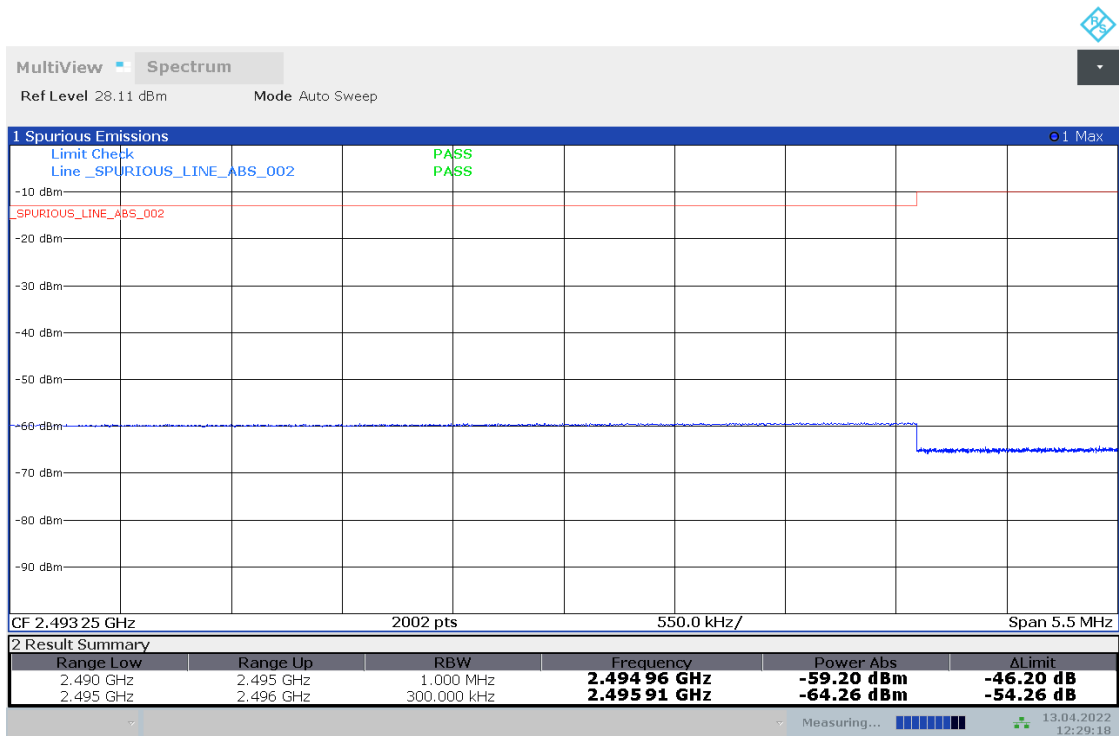


12:27:20 13.04.2022

3.2.19 TM3_HCH_15MHZ+15MHZ_PCCRB75#0_SCCRB75#0

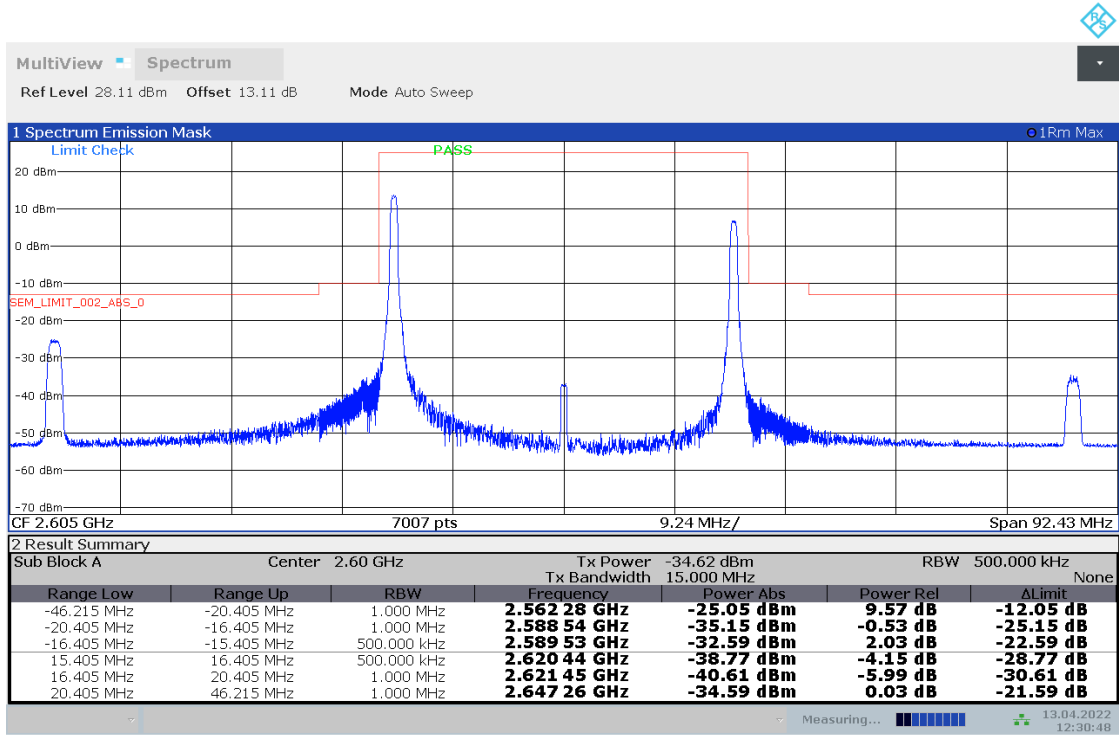


12:29:03 13.04.2022

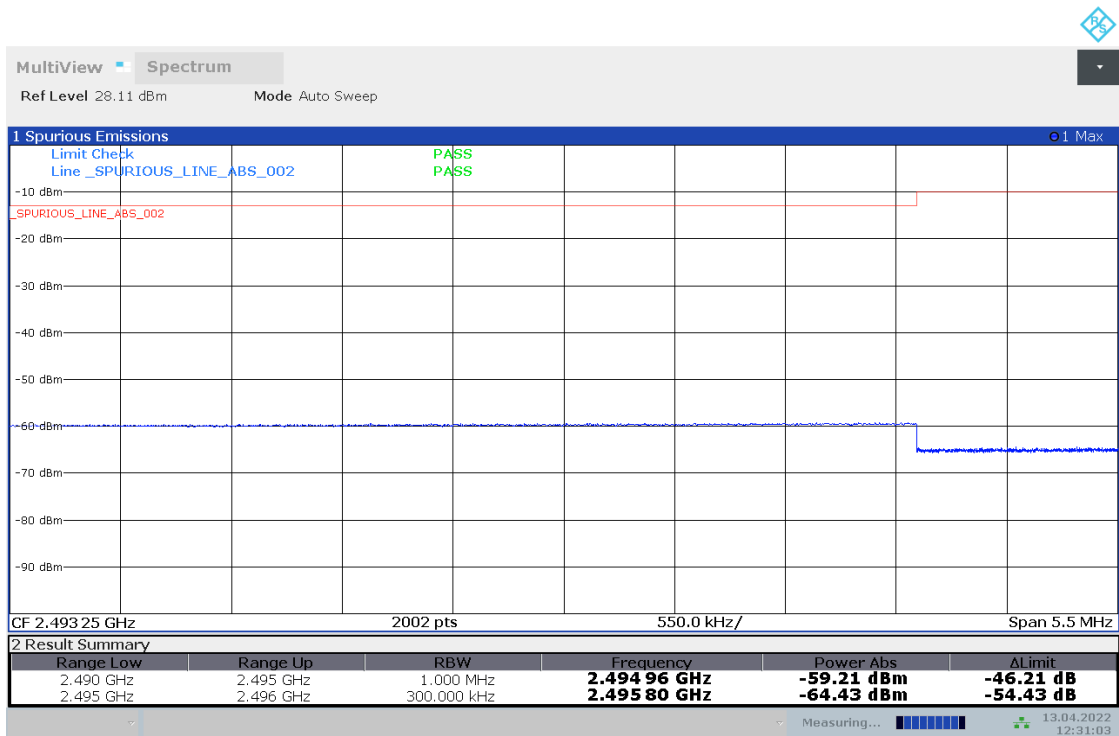


12:29:18 13.04.2022

3.2.20 TM3_HCH_15MHZ+15MHZ_PCCRB1#0_SCCRB1#74

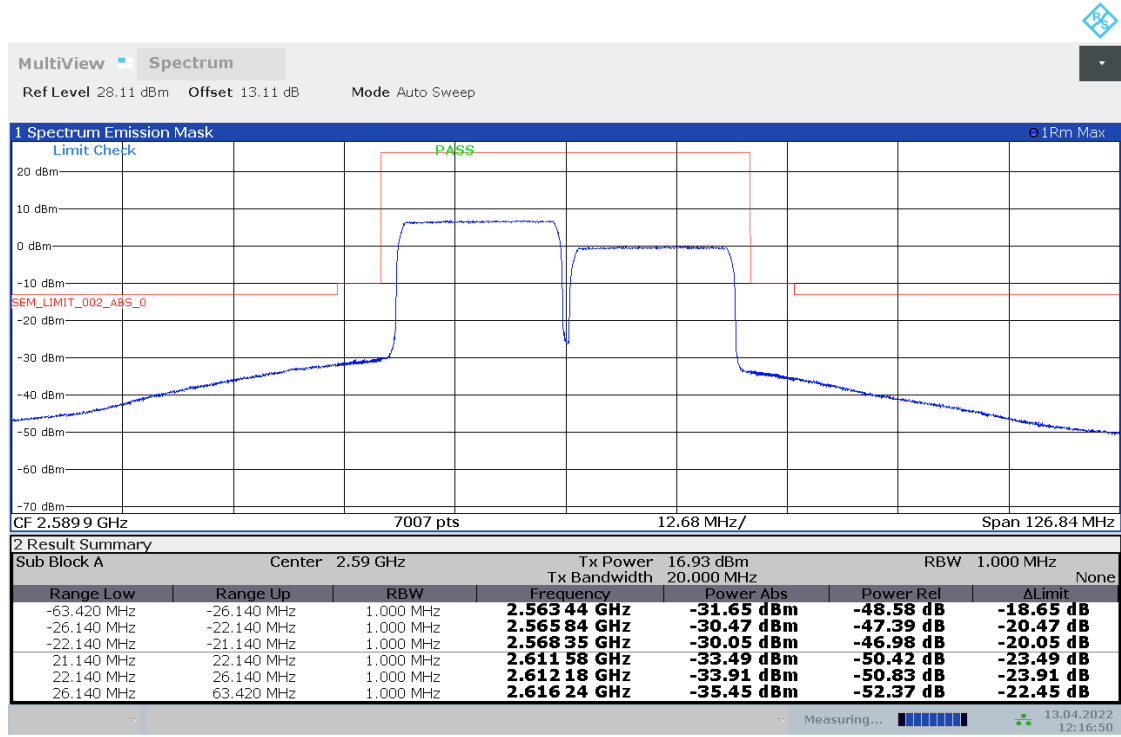


12:30:48 13.04.2022

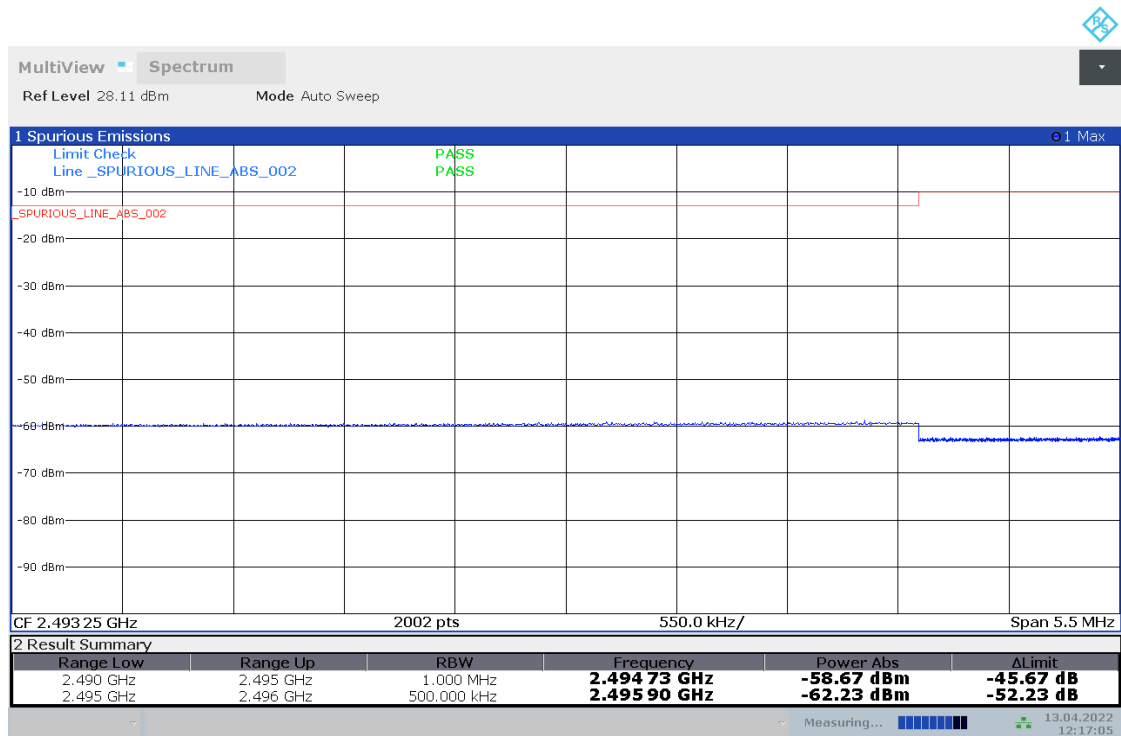


12:31:03 13.04.2022

3.2.21 TM3_LCH_20MHZ+20MHZ_PCCRB100#0_SCCRB100#0

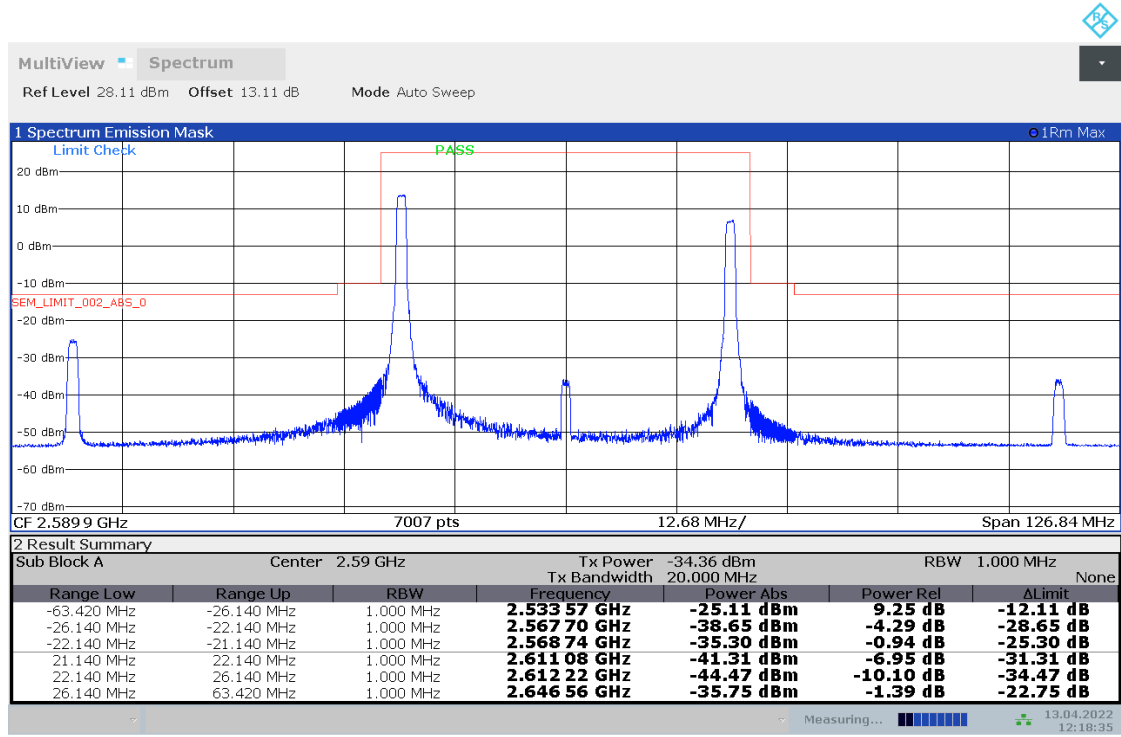


12:16:51 13.04.2022

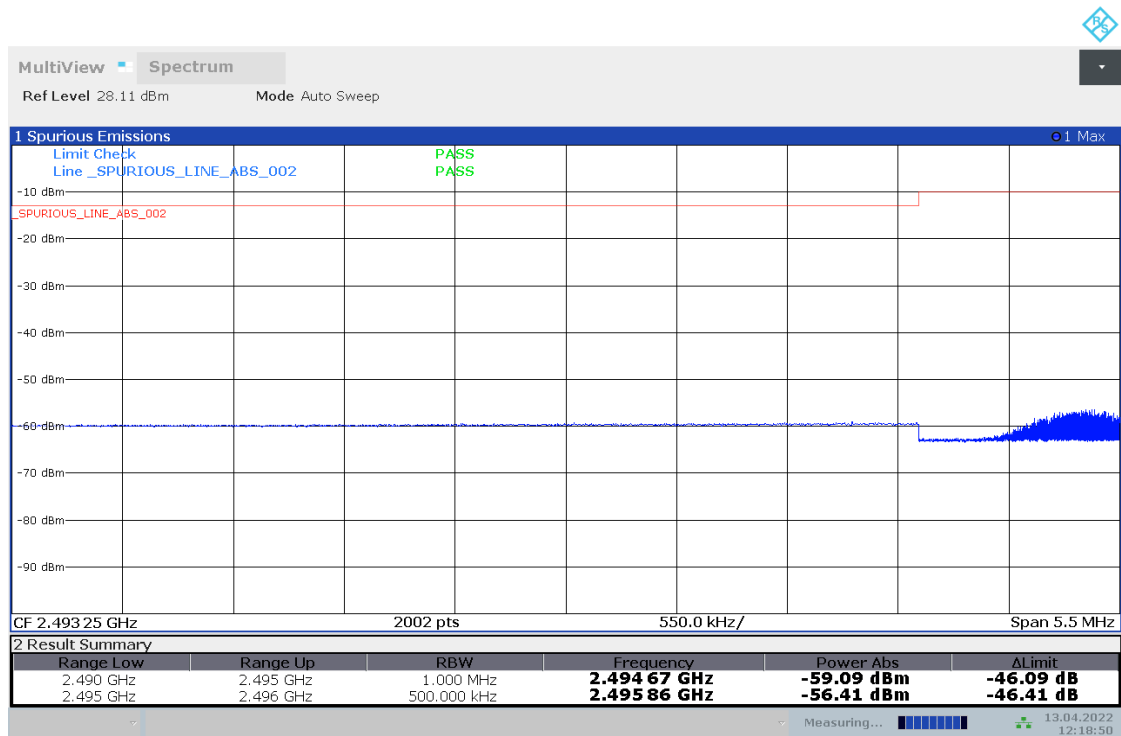


12:17:05 13.04.2022

3.2.22 TM3_LCH_20MHZ+20MHZ_PCCRB1#0_SCCRB1#99

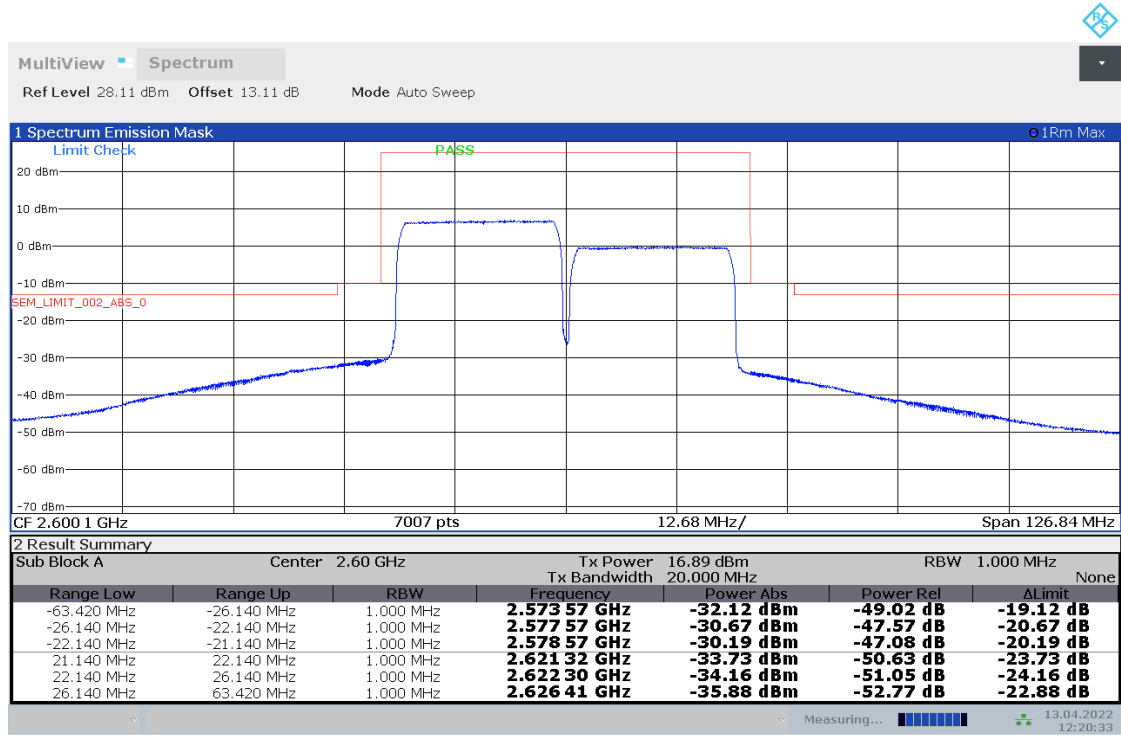


12:18:36 13.04.2022

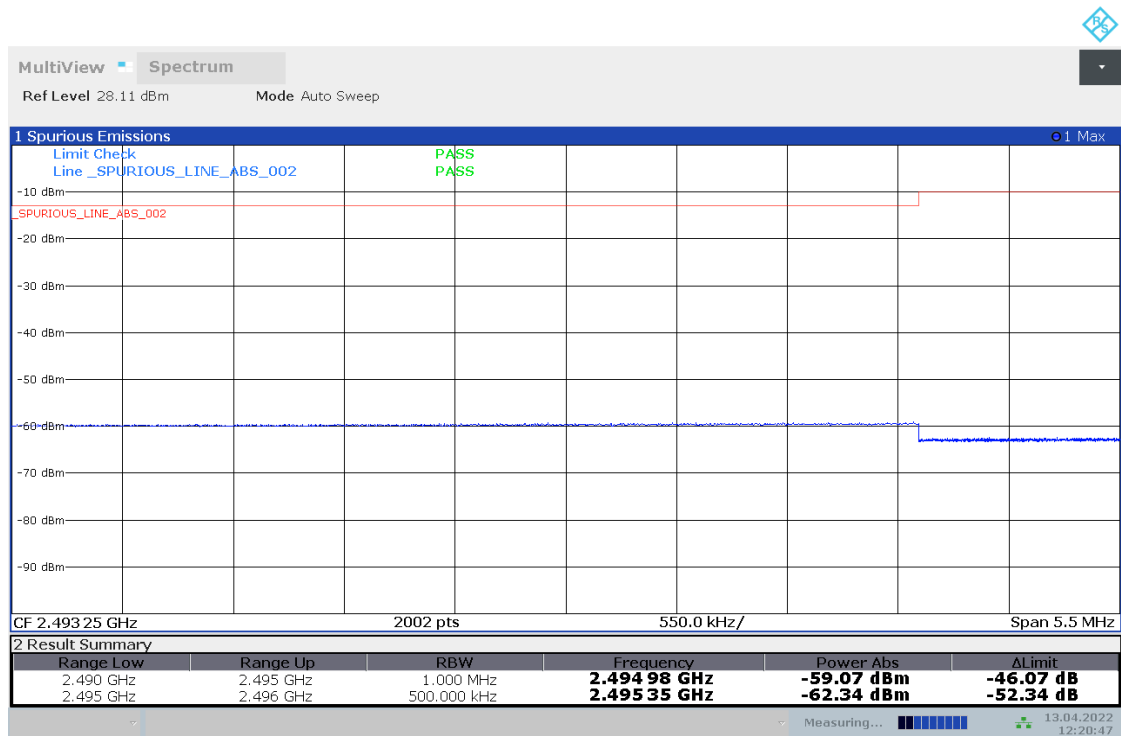


12:18:50 13.04.2022

3.2.23 TM3_HCH_20MHZ+20MHZ_PCCRB100#0_SCCRB100#0

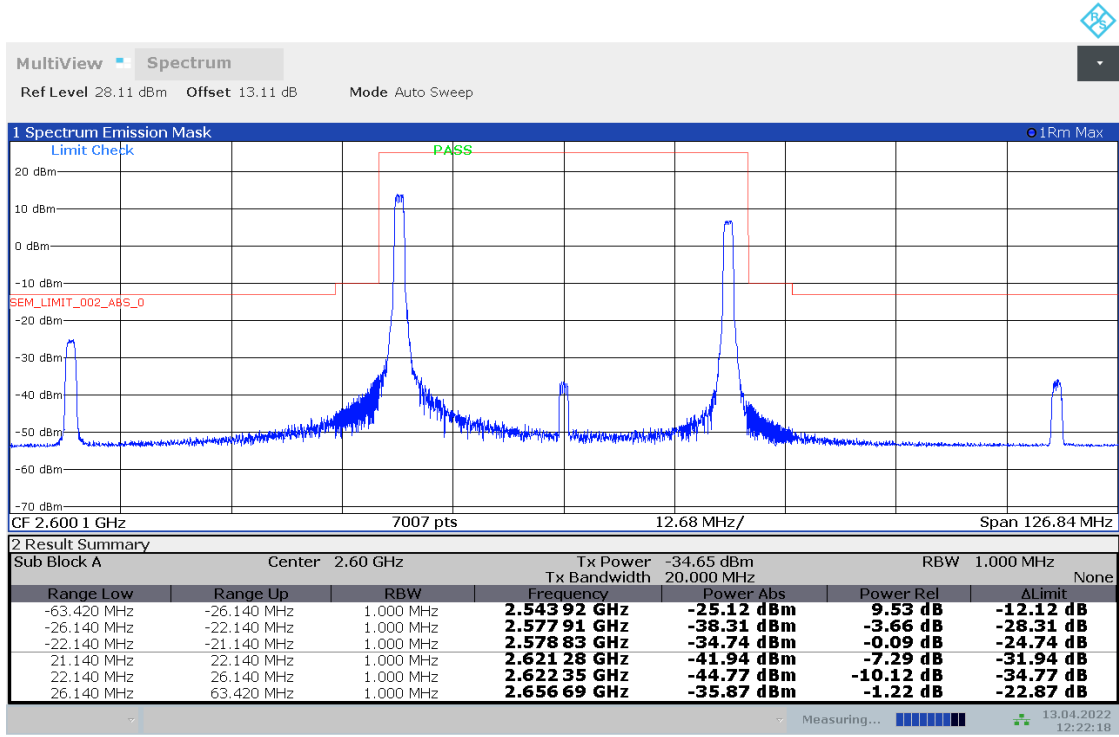


12:20:33 13.04.2022

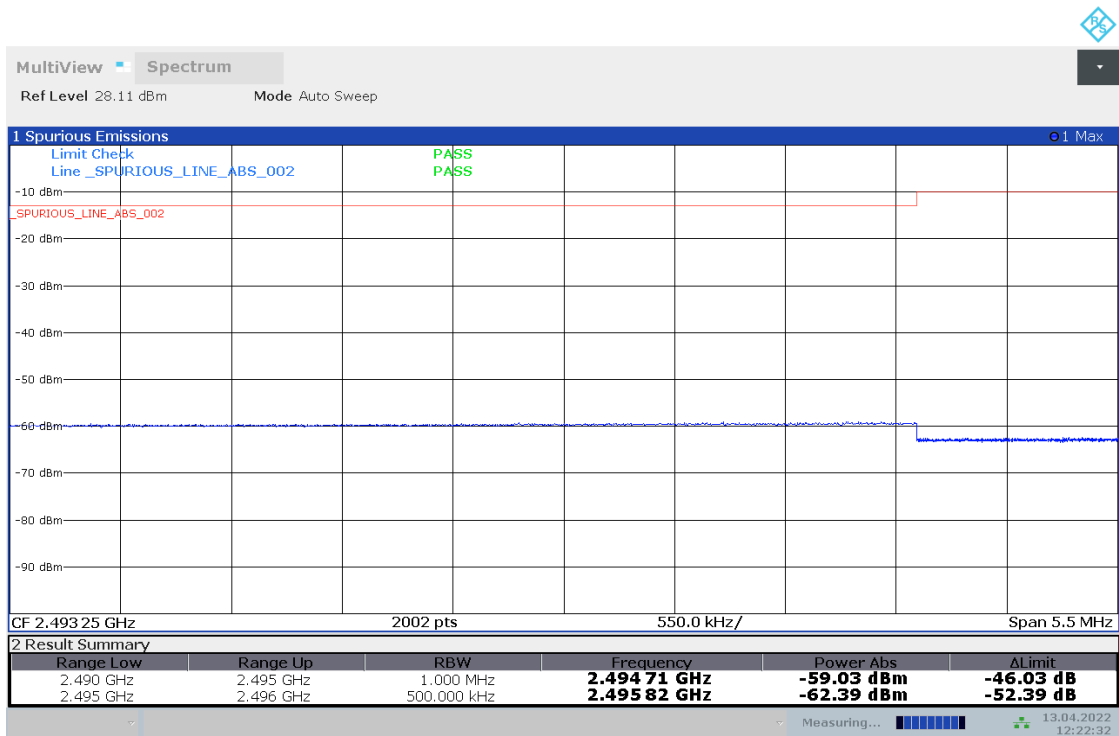


12:20:48 13.04.2022

3.2.24 TM3_HCH_20MHZ+20MHZ_PCCRB1#0_SCCRB1#99



12:22:19 13.04.2022



12:22:33 13.04.2022

4. APPENDIX D - SPURIOUS EMISSION AT ANTENNA TERMINAL

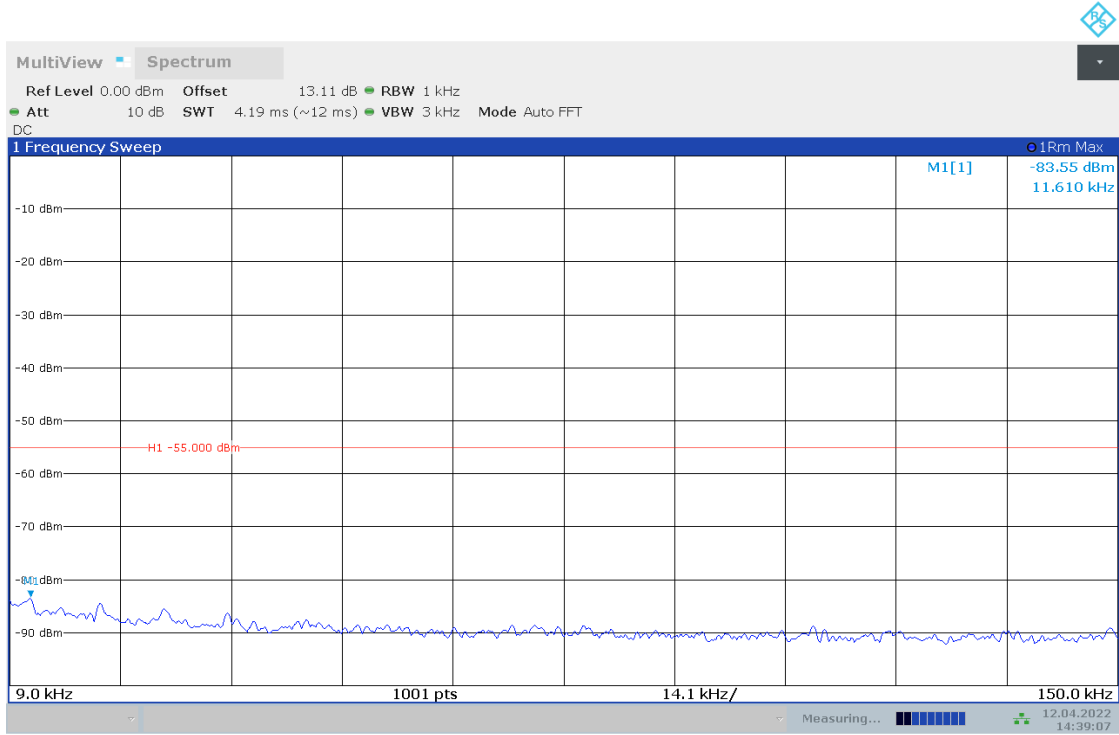
4.1 TEST RESULTS

| Spurious Emission at Antenna Terminal | | | | | | | | | | |
|---------------------------------------|----------------------|--------------|---------|---------|------------|-----------------|-------------|-------------|---------|------|
| Test Mode | Test Bandwidth [MHz] | Test Channel | PCC_RB | SCC_RB | Modulation | Frequency [MHz] | Power [dBm] | Limit [dBm] | Verdict | |
| TM1 | 15+15 | LCH | RB75#0 | RB75#0 | QPSK | 0.01 | -83.55 | -55 | PASS | |
| | | | | RB75#0 | QPSK | 29.97 | -78.90 | -45 | PASS | |
| | | | | RB75#0 | QPSK | 550.67 | -53.26 | -25 | PASS | |
| | | | | RB75#0 | QPSK | 2553.87 | -30.94 | -25 | PASS | |
| | | | RB1#0 | RB1#74 | QPSK | 0.01 | -84.03 | -55 | PASS | |
| | | | | RB1#74 | QPSK | 26.74 | -79.32 | -45 | PASS | |
| | | RB1#74 | | QPSK | 614.35 | -53.69 | -25 | PASS | | |
| | | RB1#74 | | QPSK | 2549.41 | -33.97 | -25 | PASS | | |
| | | MCH | RB75#0 | RB75#0 | QPSK | 0.01 | -84.22 | -55 | PASS | |
| | | | | RB75#0 | QPSK | 27.23 | -78.92 | -45 | PASS | |
| | | | | RB75#0 | QPSK | 91.7 | -53.71 | -25 | PASS | |
| | | | | RB75#0 | QPSK | 2545.58 | -43.79 | -25 | PASS | |
| | | | RB1#0 | RB1#74 | QPSK | 0.01 | -84.99 | -55 | PASS | |
| | | | | RB1#74 | QPSK | 29.04 | -78.35 | -45 | PASS | |
| | | RB1#74 | | QPSK | 551.98 | -54.00 | -25 | PASS | | |
| | | HCH | RB75#0 | RB75#0 | QPSK | 0.01 | -83.25 | -55 | PASS | |
| | | | | RB75#0 | QPSK | 25.98 | -79.38 | -45 | PASS | |
| | | | | RB75#0 | QPSK | 553.22 | -54.16 | -25 | PASS | |
| | | | | RB75#0 | QPSK | 2634.83 | -40.85 | -25 | PASS | |
| | | | RB1#0 | RB1#74 | QPSK | 0.01 | -84.73 | -55 | PASS | |
| | | | | RB1#74 | QPSK | 22.88 | -78.90 | -45 | PASS | |
| | | RB1#74 | | QPSK | 552.95 | -54.13 | -25 | PASS | | |
| | | 20+20 | LCH | RB100#0 | RB100#0 | QPSK | 0.01 | -84.07 | -55 | PASS |
| | | | | | RB100#0 | QPSK | 24.27 | -79.24 | -45 | PASS |
| | RB100#0 | | | | QPSK | 845.18 | -51.44 | -25 | PASS | |
| | RB100#0 | | | | QPSK | 2543.67 | -33.68 | -25 | PASS | |
| | RB1#0 | | | RB1#99 | QPSK | 0.01 | -84.32 | -55 | PASS | |
| | | | | RB1#99 | QPSK | 27.2 | -78.45 | -45 | PASS | |
| | | | | RB1#99 | QPSK | 550.28 | -54.10 | -25 | PASS | |
| | | | | RB1#99 | QPSK | 2538.57 | -32.45 | -25 | PASS | |
| | MCH | | | RB100#0 | RB100#0 | QPSK | 0.01 | -84.26 | -55 | PASS |
| | | | | | RB100#0 | QPSK | 28.98 | -79.09 | -45 | PASS |
| | | | | | RB100#0 | QPSK | 550.5 | -54.17 | -25 | PASS |
| | | | | | RB100#0 | QPSK | 2545.58 | -34.90 | -25 | PASS |
| | | | RB1#0 | RB1#99 | QPSK | 0.01 | -84.40 | -55 | PASS | |
| | | | | RB1#99 | QPSK | 27.72 | -78.74 | -45 | PASS | |
| | RB1#99 | | | QPSK | 552.93 | -54.18 | -25 | PASS | | |
| | HCH | | RB100#0 | RB100#0 | QPSK | 0.01 | -84.12 | -55 | PASS | |
| | | | | RB100#0 | QPSK | 0.65 | -79.24 | -45 | PASS | |
| | | | | RB100#0 | QPSK | 551.91 | -54.05 | -25 | PASS | |
| | | | | RB100#0 | QPSK | 2550.04 | -35.13 | -25 | PASS | |
| | | | RB1#0 | RB1#99 | QPSK | 0.01 | -84.65 | -55 | PASS | |
| | | | | RB1#99 | QPSK | 26.59 | -79.11 | -45 | PASS | |
| | | | | RB1#99 | QPSK | 551.88 | -54.06 | -25 | PASS | |
| | | | | RB1#99 | QPSK | 2548.13 | -32.65 | -25 | PASS | |

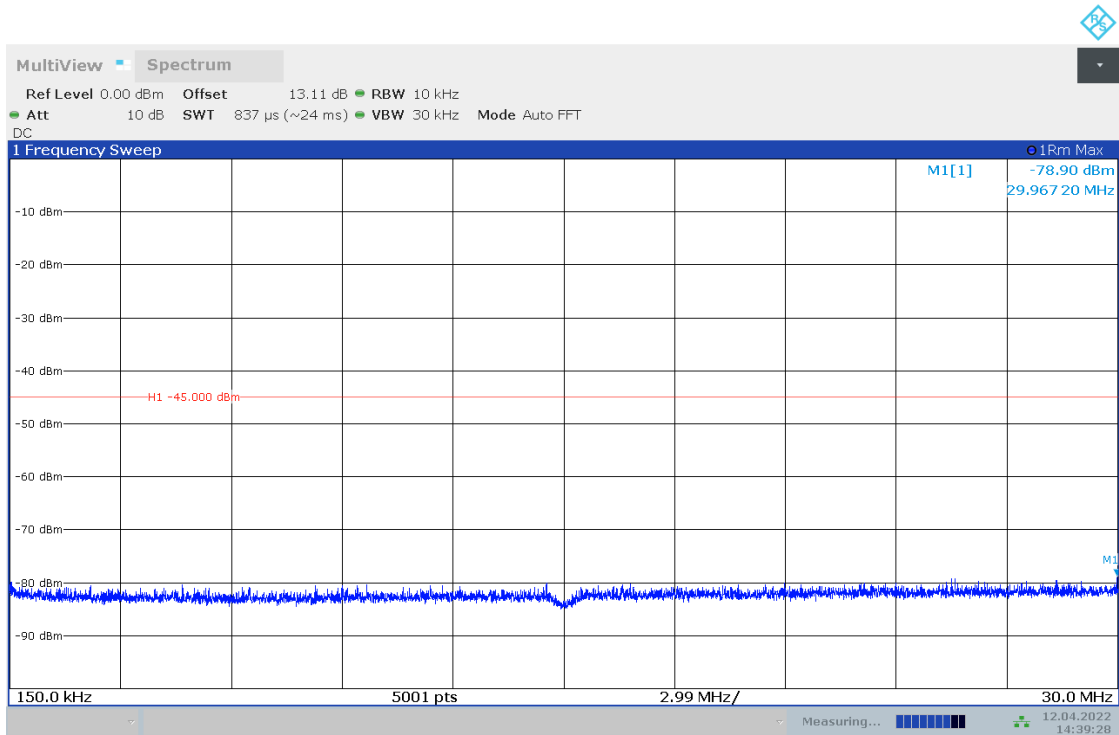
| Spurious Emission at Antenna Terminal | | | | | | | | | | |
|---------------------------------------|----------------------|--------------|---------|---------|------------|-----------------|-------------|-------------|---------|------|
| Test Mode | Test Bandwidth [MHz] | Test Channel | PCC_RB | SCC_RB | Modulation | Frequency [MHz] | Power [dBm] | Limit [dBm] | Verdict | |
| TM2 | 15+15 | LCH | RB75#0 | RB75#0 | 16QAM | 0.01 | -84.23 | -55 | PASS | |
| | | | | RB75#0 | 16QAM | 27.69 | -78.51 | -45 | PASS | |
| | | | | RB75#0 | 16QAM | 550.99 | -54.10 | -25 | PASS | |
| | | | | RB75#0 | 16QAM | 2555.14 | -31.40 | -25 | PASS | |
| | | | RB1#0 | RB1#74 | 16QAM | 0.01 | -84.17 | -55 | PASS | |
| | | | | RB1#74 | 16QAM | 29.69 | -78.56 | -45 | PASS | |
| | | | | RB1#74 | 16QAM | 547.28 | -54.07 | -25 | PASS | |
| | | | | RB1#74 | 16QAM | 2548.13 | -31.61 | -25 | PASS | |
| | | MCH | RB75#0 | RB75#0 | 16QAM | 0.01 | -83.55 | -55 | PASS | |
| | | | | RB75#0 | 16QAM | 24.89 | -78.85 | -45 | PASS | |
| | | | | RB75#0 | 16QAM | 552.05 | -53.98 | -25 | PASS | |
| | | | | RB75#0 | 16QAM | 2543.03 | -44.22 | -25 | PASS | |
| | | | RB1#0 | RB1#74 | 16QAM | 0.01 | -84.24 | -55 | PASS | |
| | | | | RB1#74 | 16QAM | 20.64 | -79.18 | -45 | PASS | |
| | | | | RB1#74 | 16QAM | 543.71 | -54.10 | -25 | PASS | |
| | | | | RB1#74 | 16QAM | 2555.14 | -32.57 | -25 | PASS | |
| | | HCH | RB75#0 | RB75#0 | 16QAM | 0.01 | -84.89 | -55 | PASS | |
| | | | | RB75#0 | 16QAM | 28.7 | -79.11 | -45 | PASS | |
| | | | | RB75#0 | 16QAM | 553 | -53.82 | -25 | PASS | |
| | | | | RB75#0 | 16QAM | 2635.47 | -39.91 | -25 | PASS | |
| | | | RB1#0 | RB1#74 | 16QAM | 0.01 | -83.93 | -55 | PASS | |
| | | | | RB1#74 | 16QAM | 25.94 | -78.53 | -45 | PASS | |
| | | | | RB1#74 | 16QAM | 549.24 | -53.65 | -25 | PASS | |
| | | | | RB1#74 | 16QAM | 2645.67 | -38.03 | -25 | PASS | |
| | 20+20 | LCH | RB100#0 | RB100#0 | 16QAM | 0.01 | -83.33 | -55 | PASS | |
| | | | | RB100#0 | 16QAM | 21 | -79.29 | -45 | PASS | |
| | | | | RB100#0 | 16QAM | 550.89 | -54.08 | -25 | PASS | |
| | | | | RB100#0 | 16QAM | 2639.93 | -44.75 | -25 | PASS | |
| | | | RB1#0 | RB1#99 | 16QAM | 0.01 | -83.55 | -55 | PASS | |
| | | | | RB1#99 | 16QAM | 23.57 | -79.90 | -45 | PASS | |
| | | | | RB1#99 | 16QAM | 551.25 | -54.11 | -25 | PASS | |
| | | | | RB1#99 | 16QAM | 2537.93 | -32.36 | -25 | PASS | |
| | | | MCH | RB100#0 | RB100#0 | 16QAM | 0.01 | -83.34 | -55 | PASS |
| | | | | | RB100#0 | 16QAM | 26.1 | -79.24 | -45 | PASS |
| | | | | | RB100#0 | 16QAM | 548.05 | -53.81 | -25 | PASS |
| | | | | | RB100#0 | 16QAM | 2547.49 | -34.17 | -25 | PASS |
| | | RB1#0 | | RB1#99 | 16QAM | 0.01 | -84.28 | -55 | PASS | |
| | | | | RB1#99 | 16QAM | 29.66 | -79.34 | -45 | PASS | |
| | | | | RB1#99 | 16QAM | 553.41 | -54.10 | -25 | PASS | |
| | | | | RB1#99 | 16QAM | 2541.12 | -32.99 | -25 | PASS | |
| | | HCH | RB100#0 | RB100#0 | 16QAM | 0.01 | -84.16 | -55 | PASS | |
| | | | | RB100#0 | 16QAM | 23.86 | -79.40 | -45 | PASS | |
| | | | | RB100#0 | 16QAM | 548.22 | -54.22 | -25 | PASS | |
| | | | | RB100#0 | 16QAM | 2641.2 | -40.88 | -25 | PASS | |
| | | | RB1#0 | RB1#99 | 16QAM | 0.01 | -83.68 | -55 | PASS | |
| | | | | RB1#99 | 16QAM | 27.17 | -79.29 | -45 | PASS | |
| | | | | RB1#99 | 16QAM | 549.07 | -54.06 | -25 | PASS | |
| | | | | RB1#99 | 16QAM | 2549.41 | -32.64 | -25 | PASS | |

4.2 TEST PLOTS

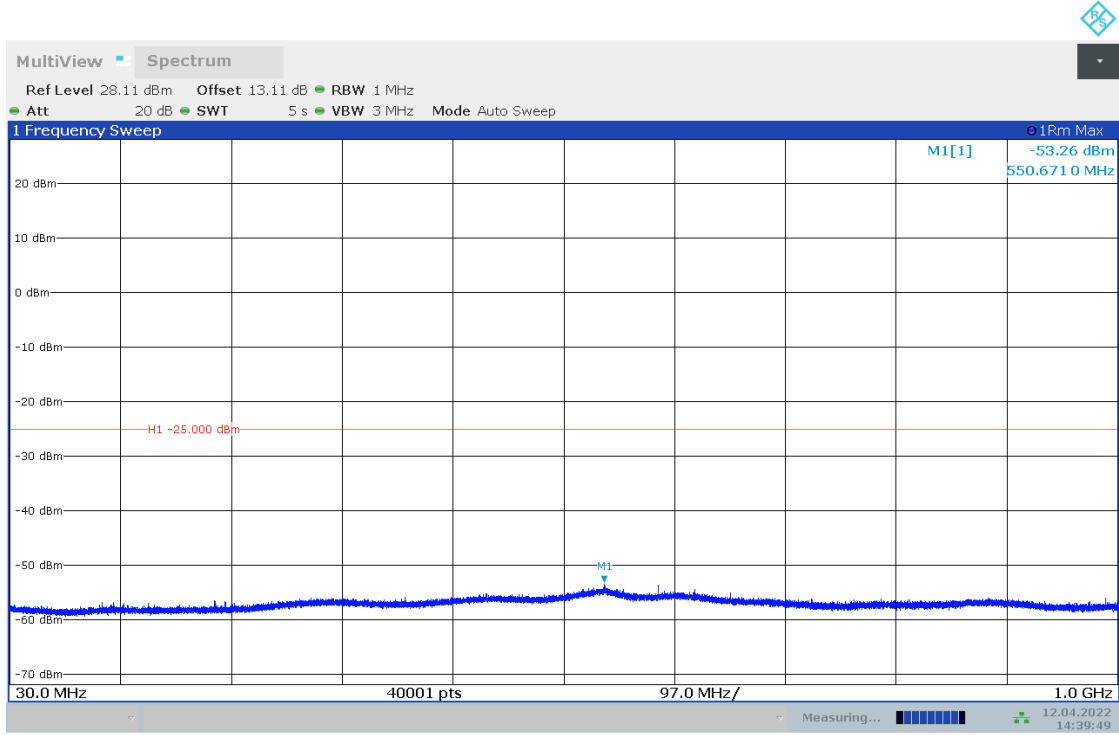
4.2.1 TM1_LCH_15MHZ+15MHZ_PCCRB75#0_SCCRB75#0



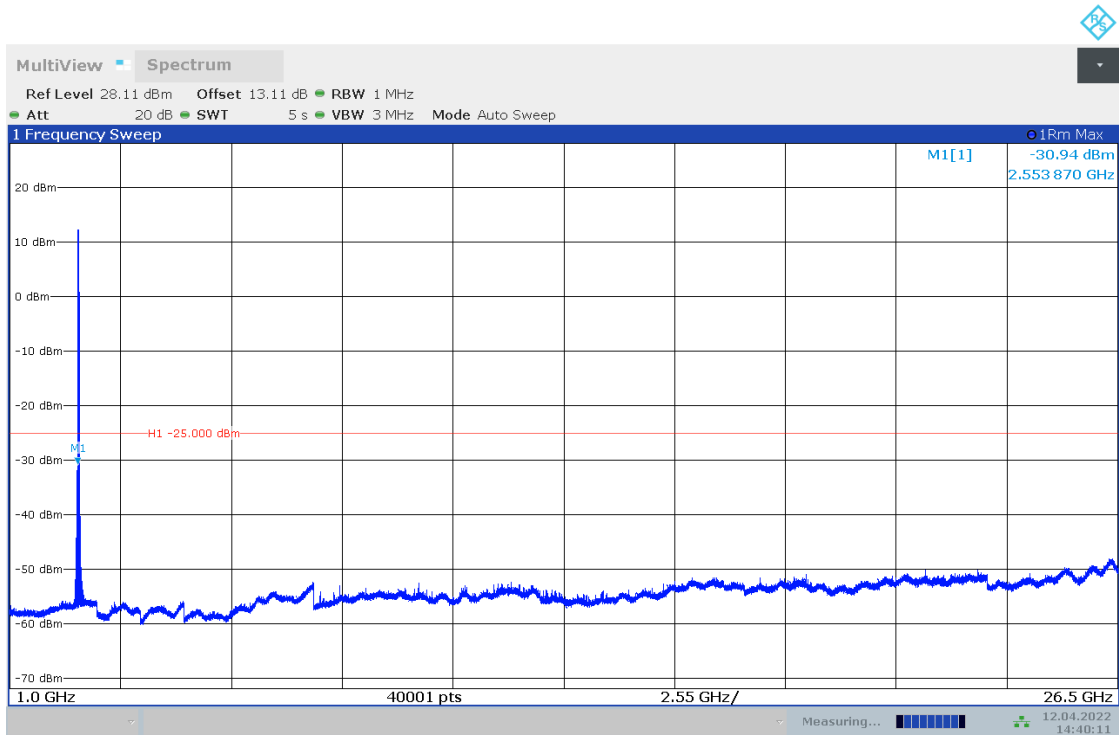
14:39:08 12.04.2022



14:39:29 12.04.2022

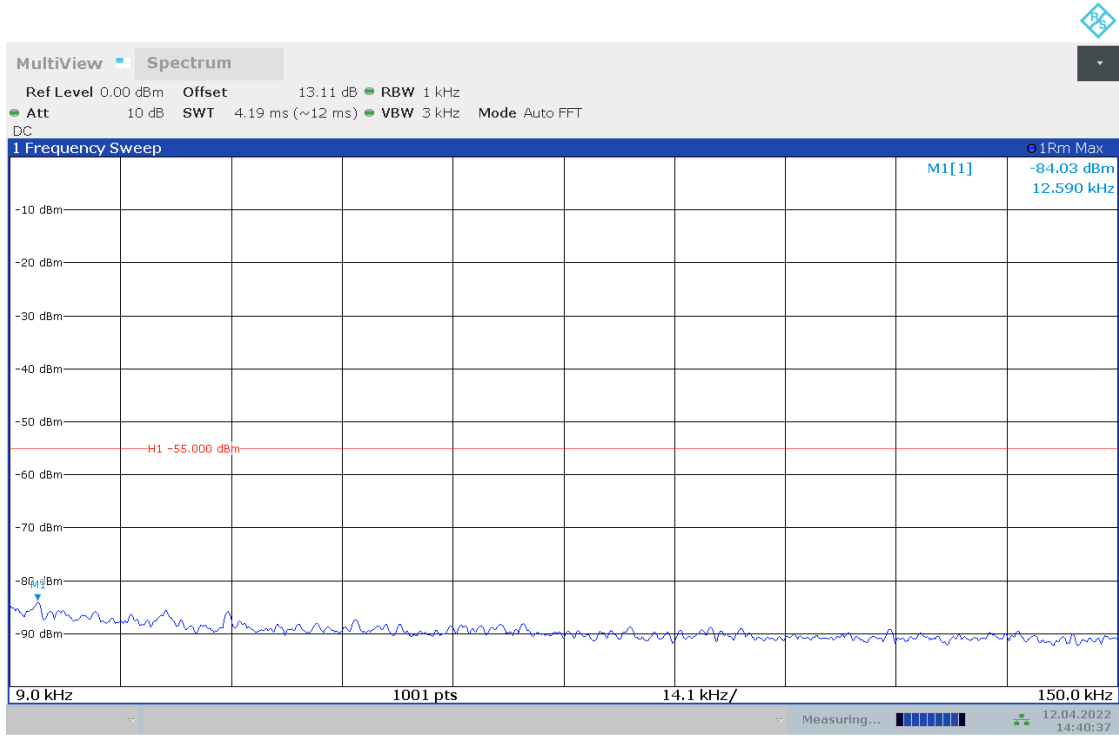


14:39:50 12.04.2022

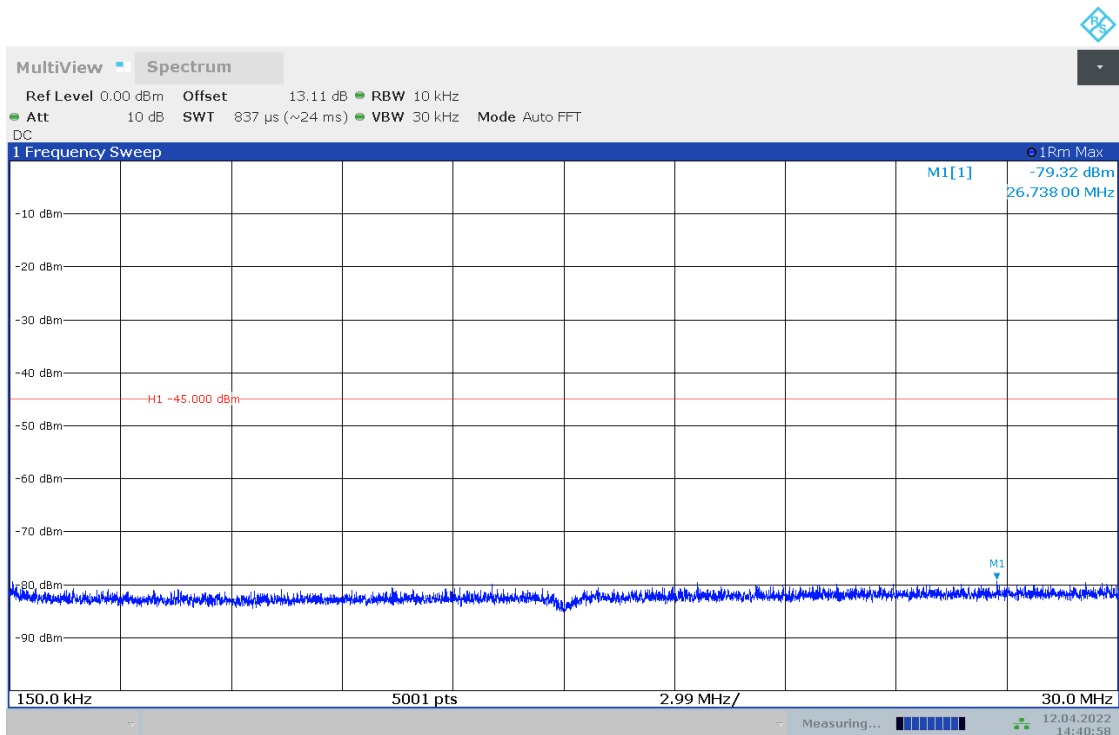


14:40:12 12.04.2022

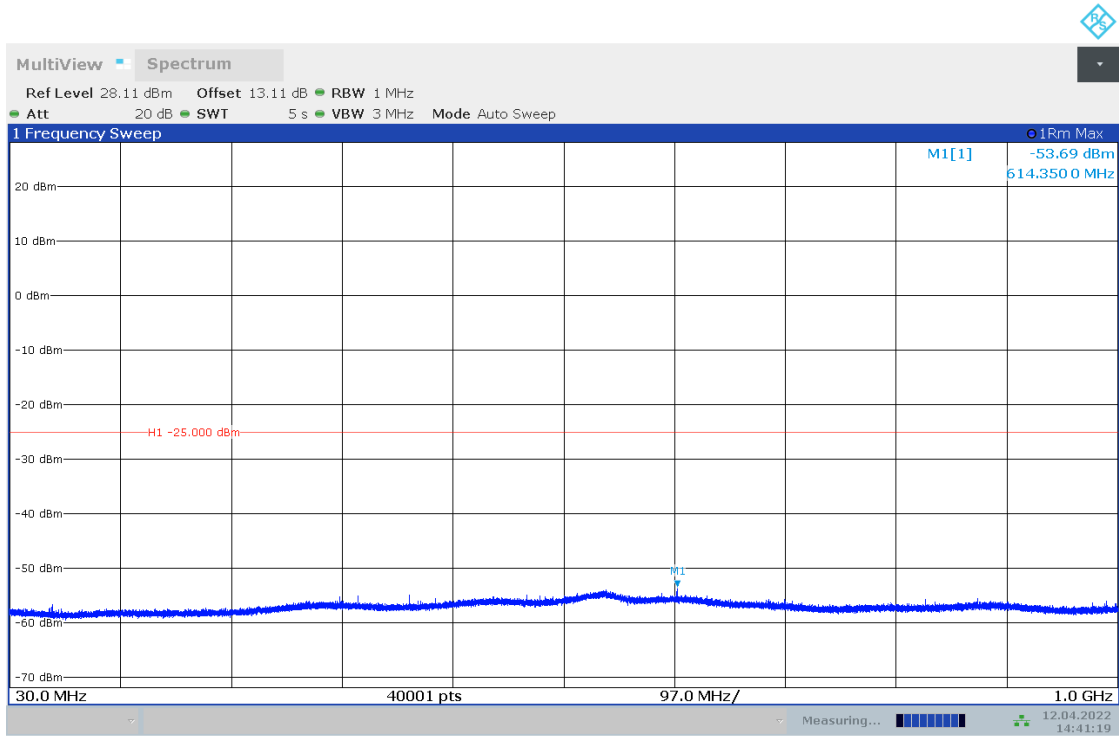
4.2.2 TM1_LCH_15MHZ+15MHZ_PCCRB1#0_SCCRB1#74



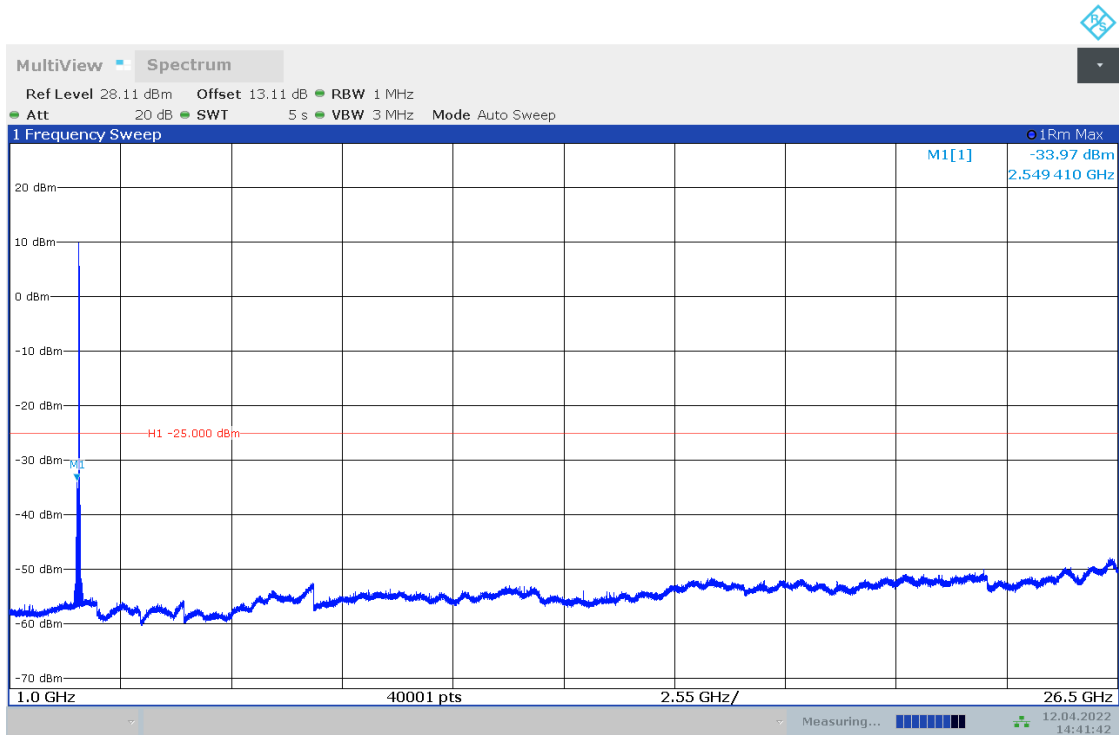
14:40:38 12.04.2022



14:40:59 12.04.2022

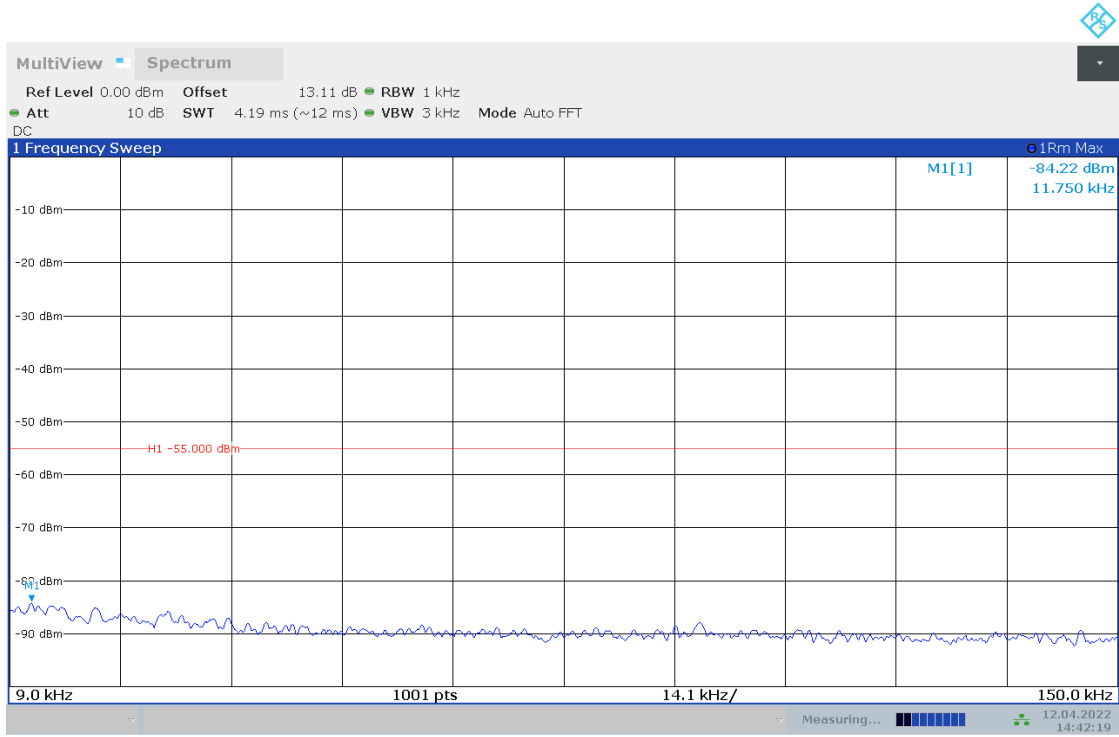


14:41:20 12.04.2022

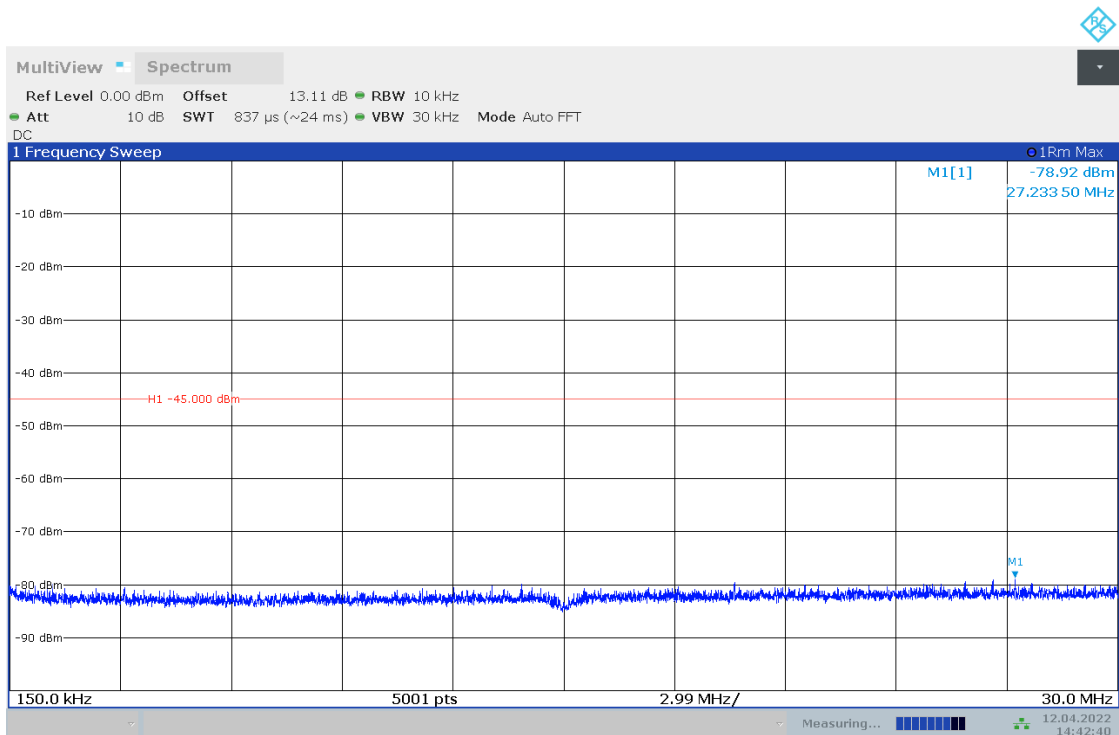


14:41:42 12.04.2022

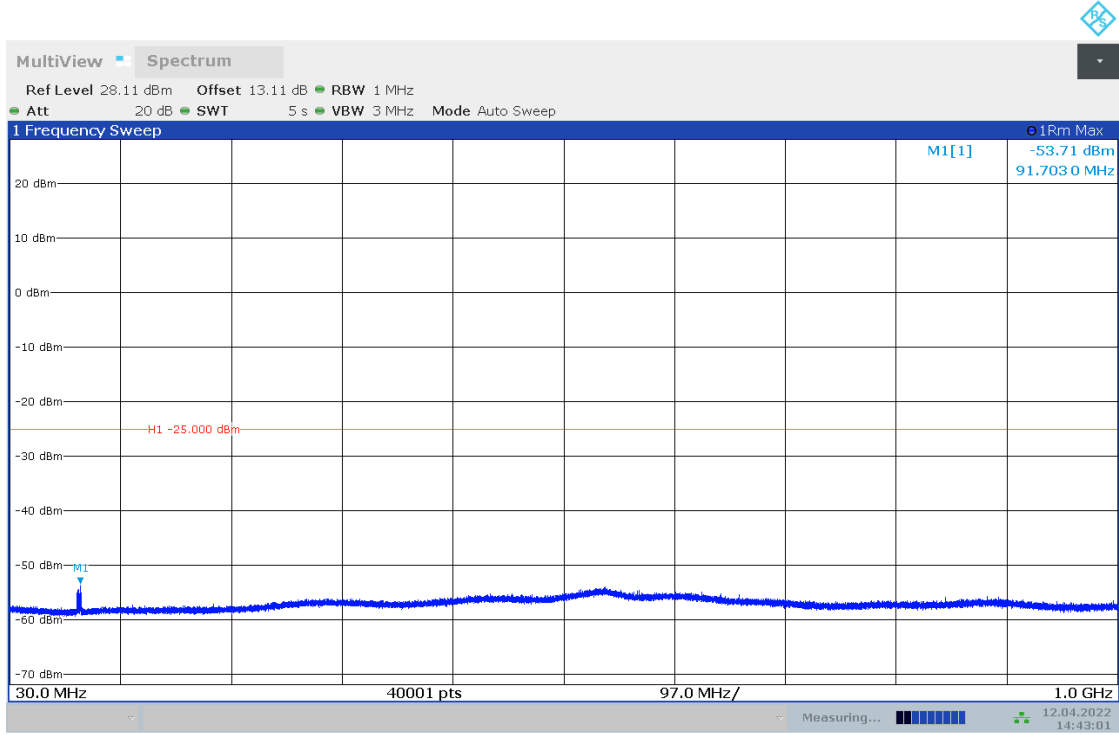
4.2.3 TM1_MCH_15MHZ+15MHZ_PCCRB75#0_SCCRB75#0



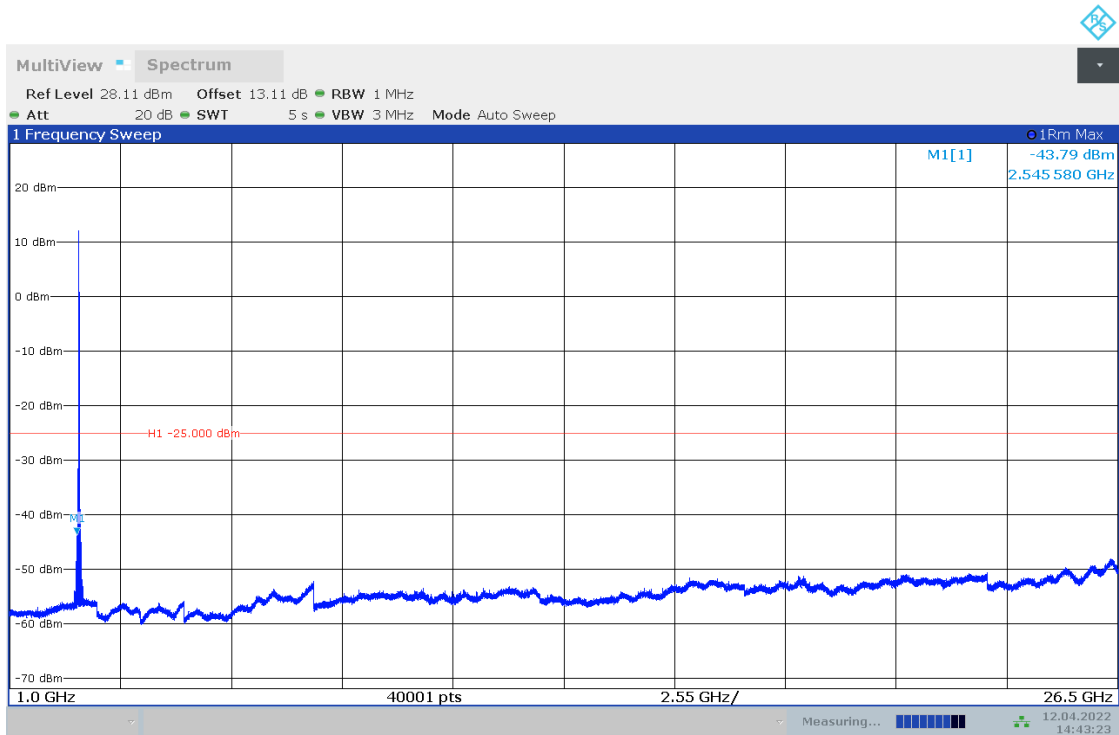
14:42:19 12.04.2022



14:42:40 12.04.2022

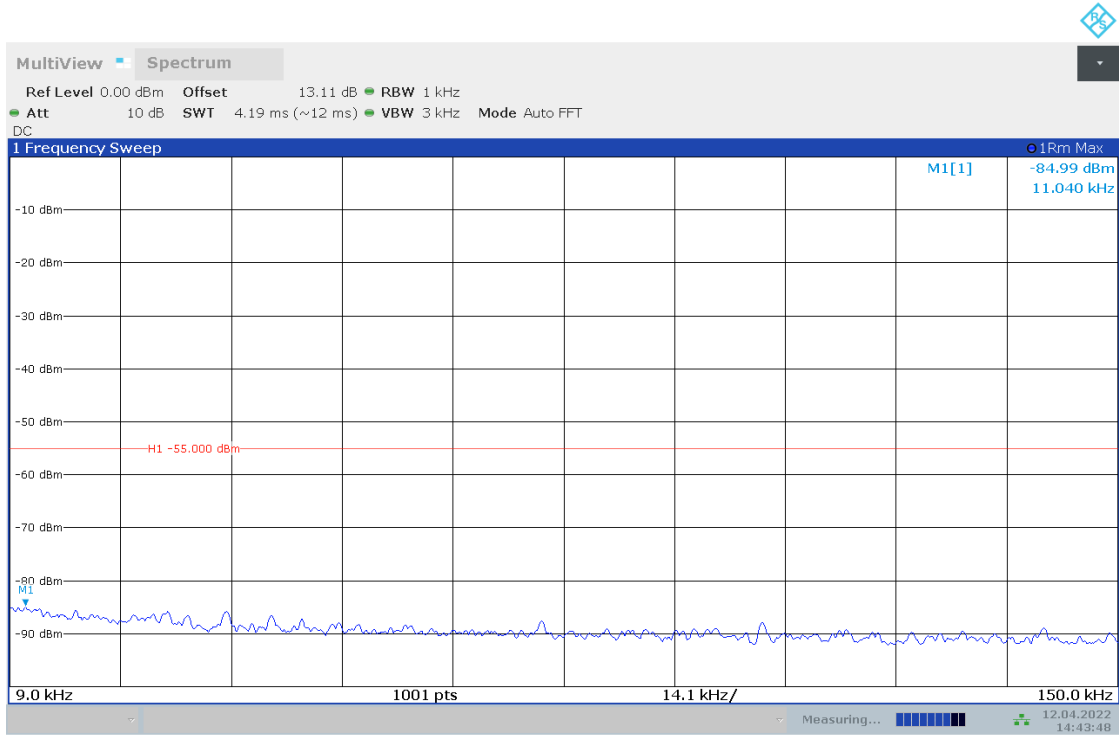


14:43:01 12.04.2022

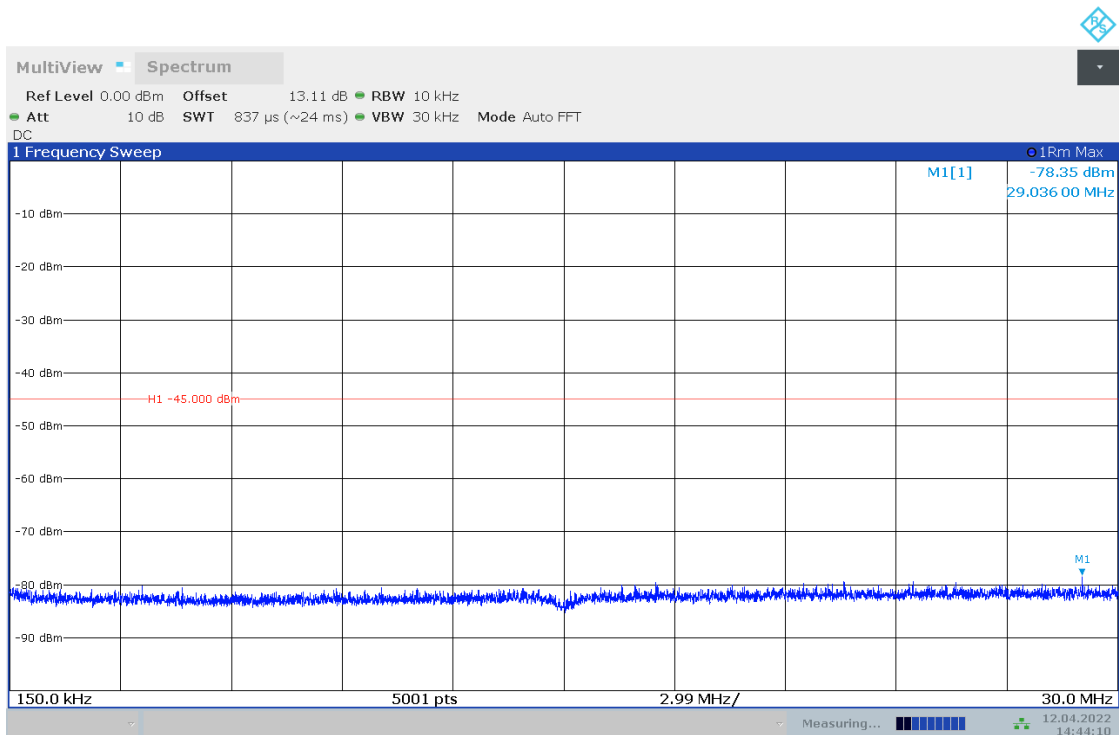


14:43:23 12.04.2022

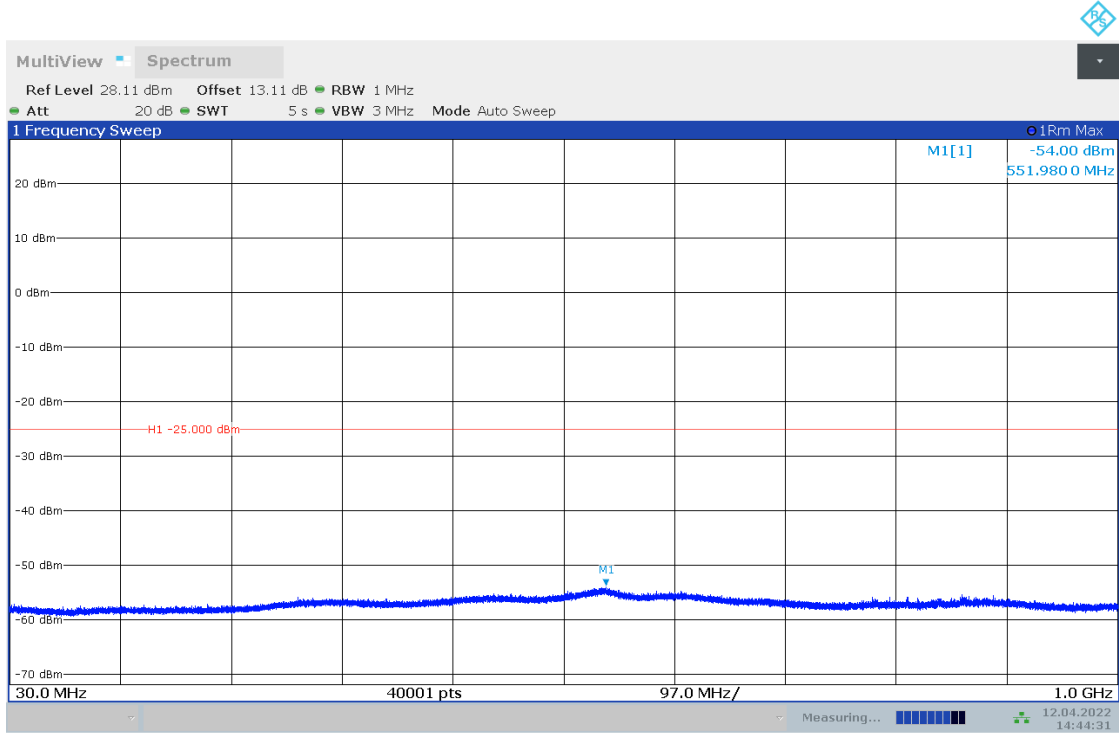
4.2.4 TM1_MCH_15MHZ+15MHZ_PCCRB1#0_SCCRB1#74



14:43:49 12.04.2022



14:44:10 12.04.2022

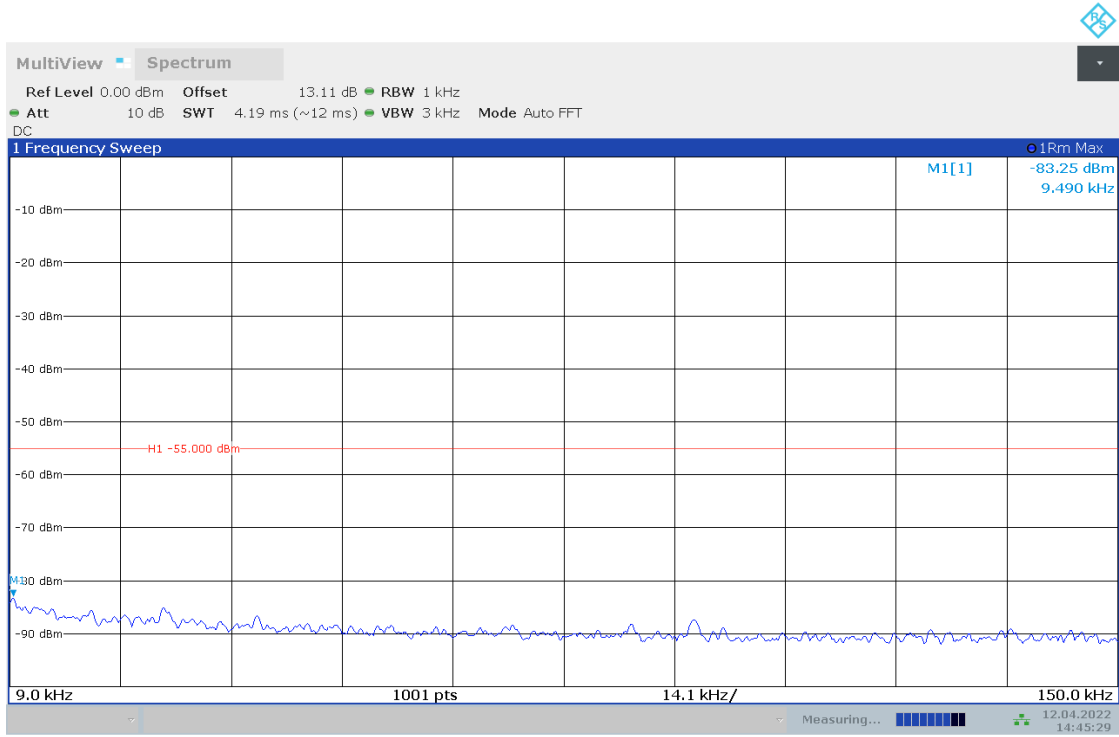


14:44:31 12.04.2022

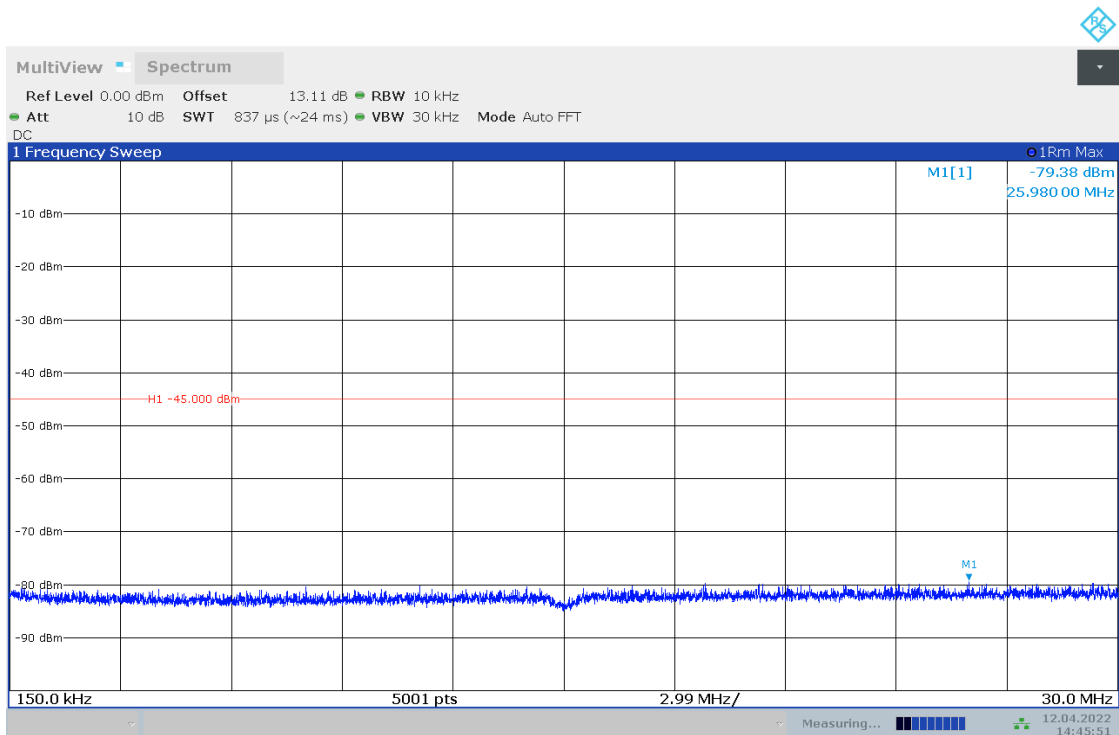


14:44:53 12.04.2022

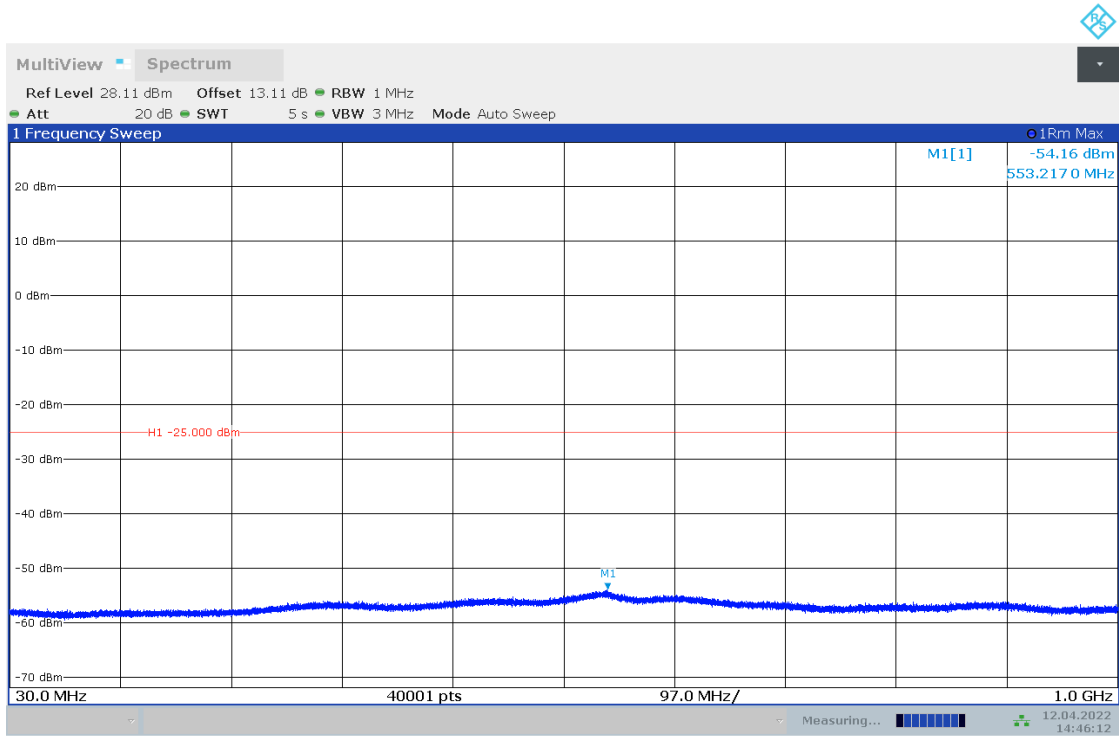
4.2.5 TM1_HCH_15MHZ+15MHZ_PCCRB75#0_SCCRB75#0



14:45:29 12.04.2022



14:45:51 12.04.2022

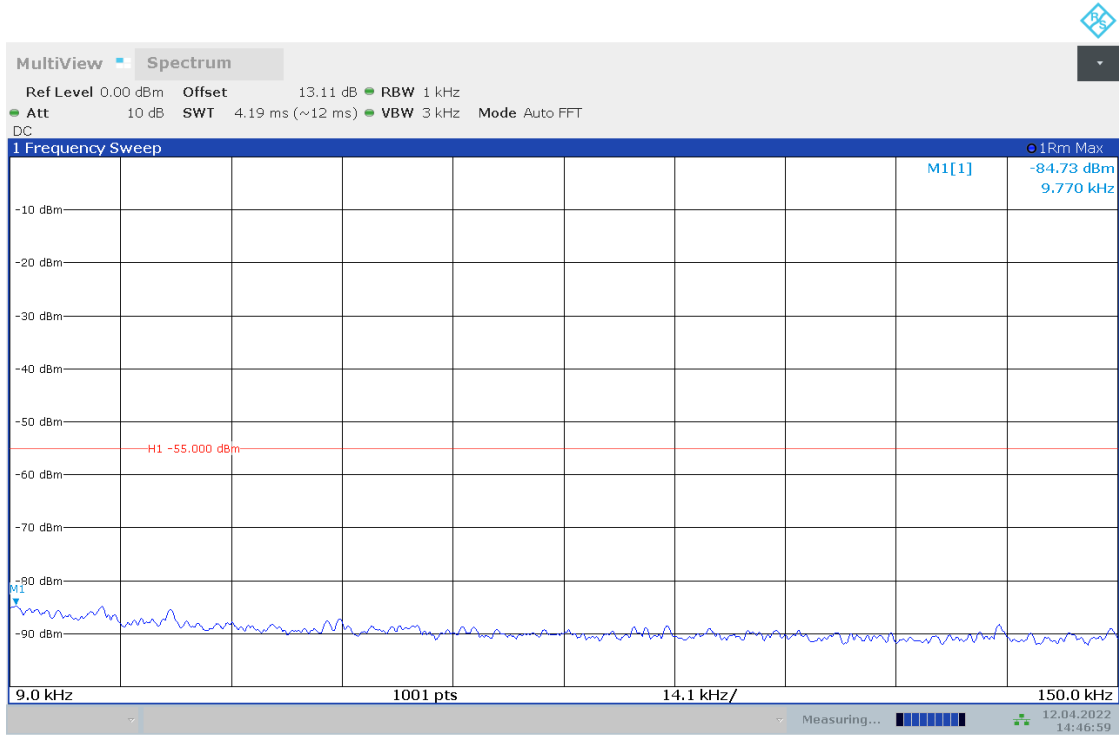


14:46:12 12.04.2022

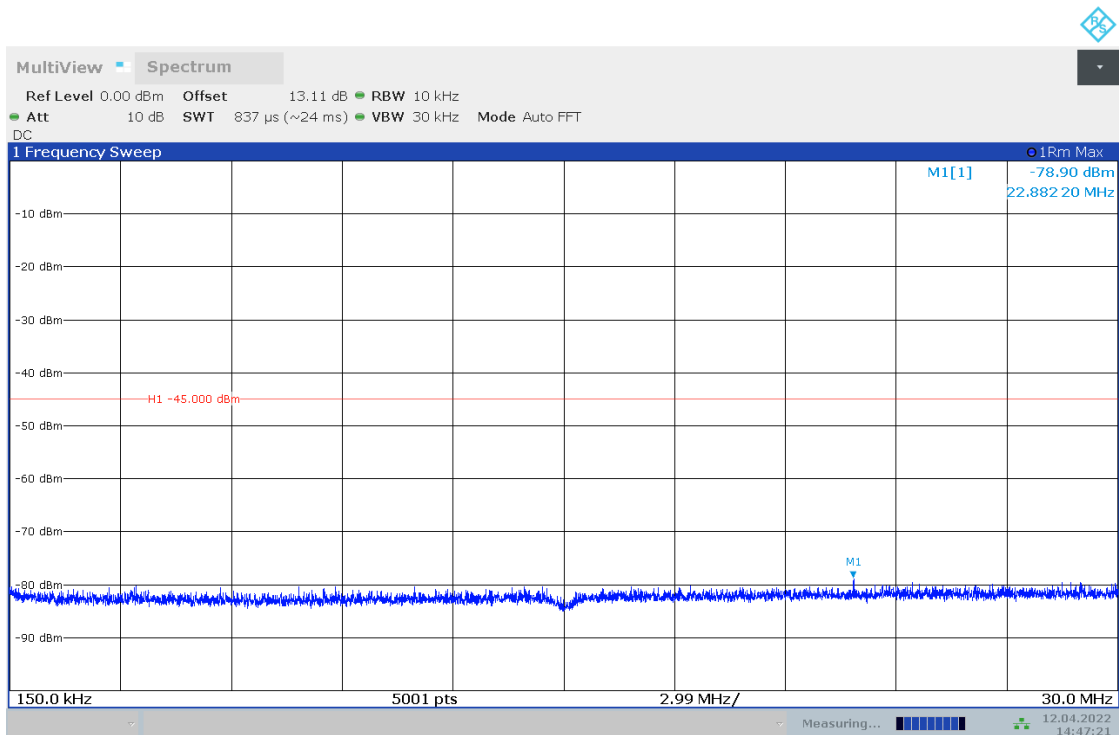


14:46:34 12.04.2022

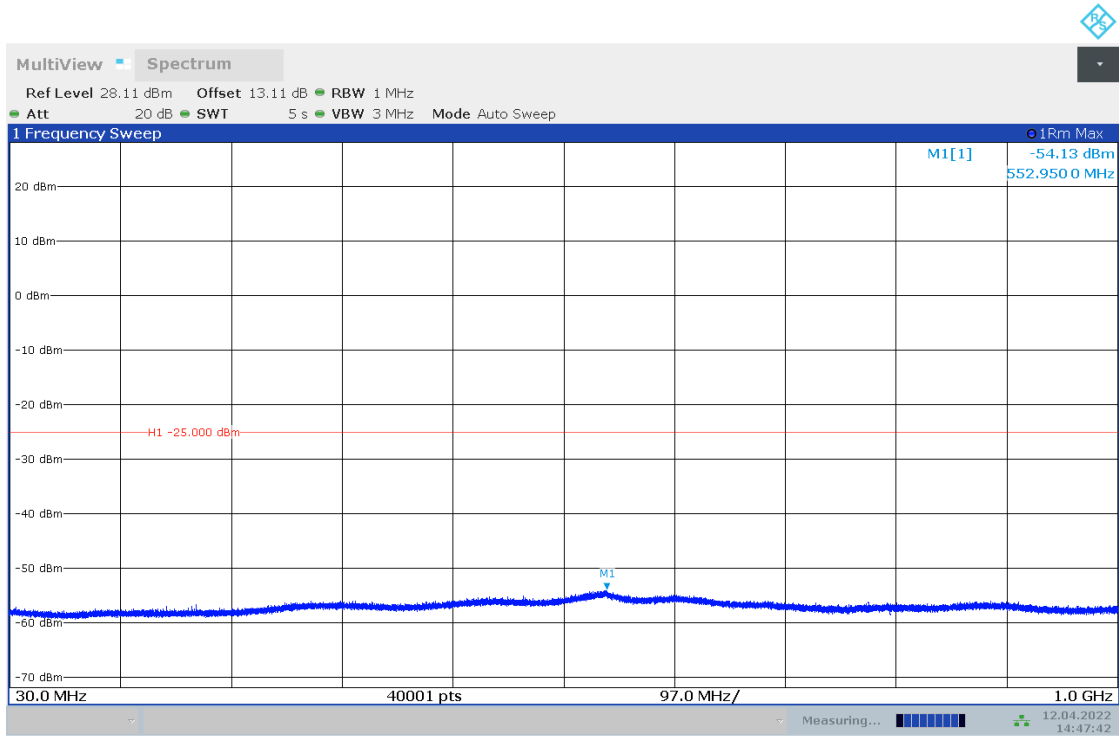
4.2.6 TM1_HCH_15MHZ+15MHZ_PCCRB1#0_SCCRB1#74



14:47:00 12.04.2022



14:47:21 12.04.2022

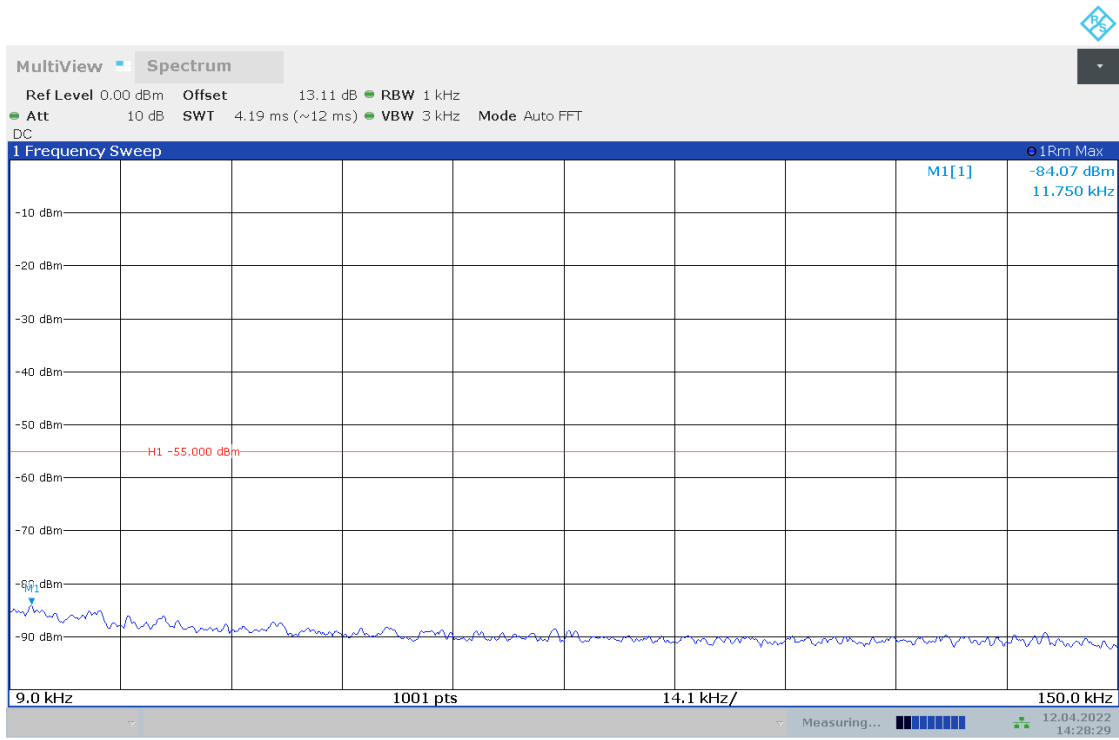


14:47:42 12.04.2022

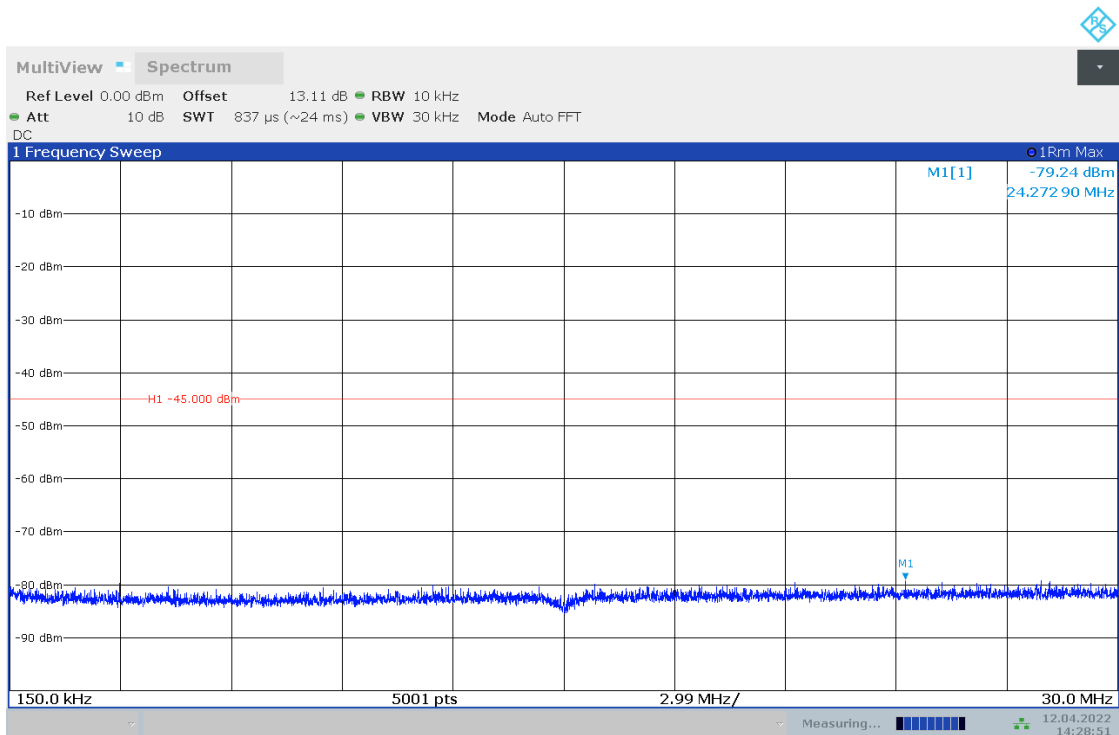


14:48:04 12.04.2022

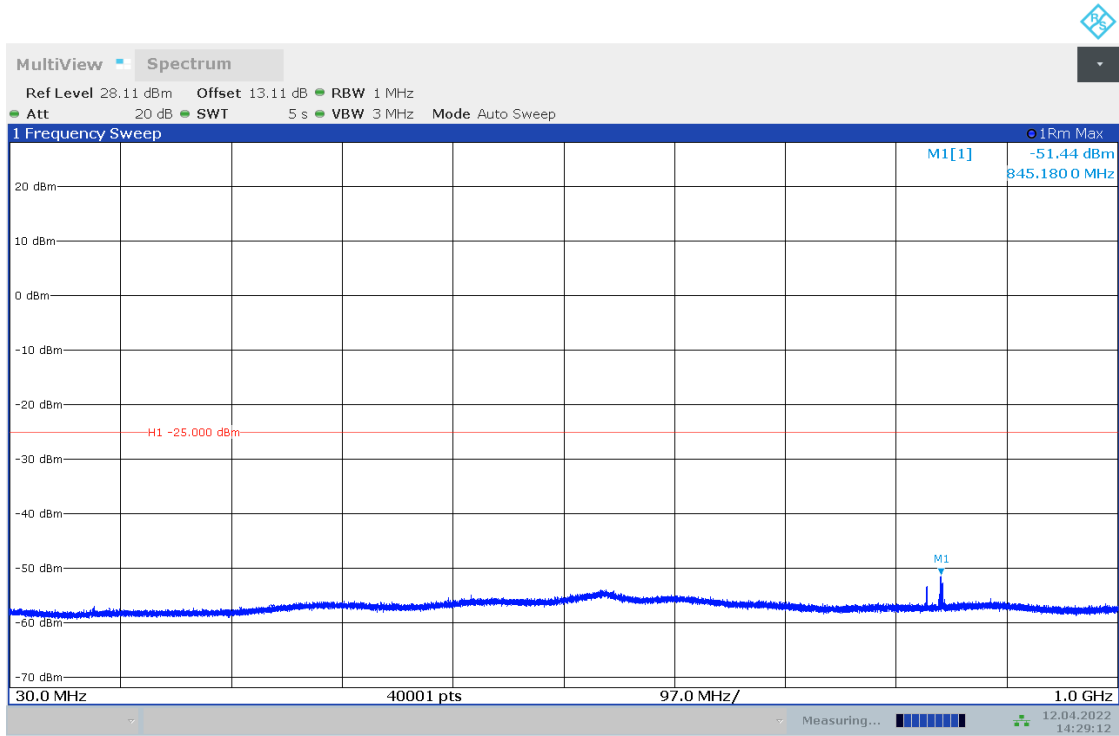
4.2.7 TM1_LCH_20MHZ+20MHZ_PCCRB100#0_SCCRB100#0



14:28:30 12.04.2022



14:28:51 12.04.2022

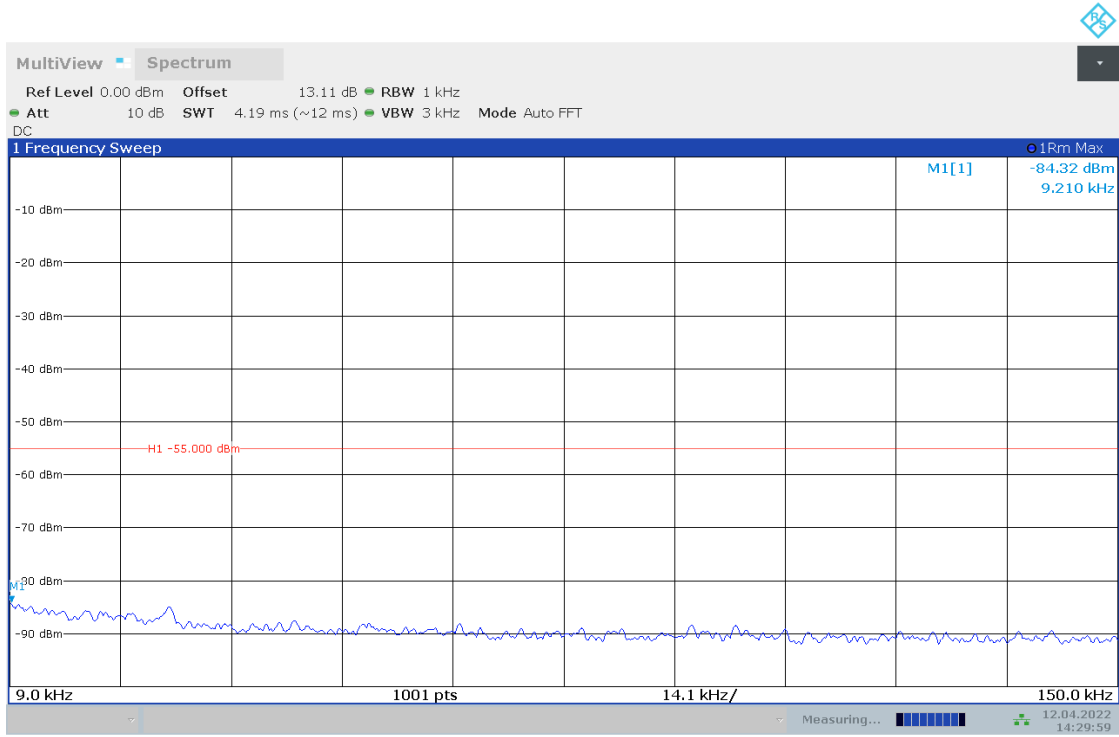


14:29:12 12.04.2022

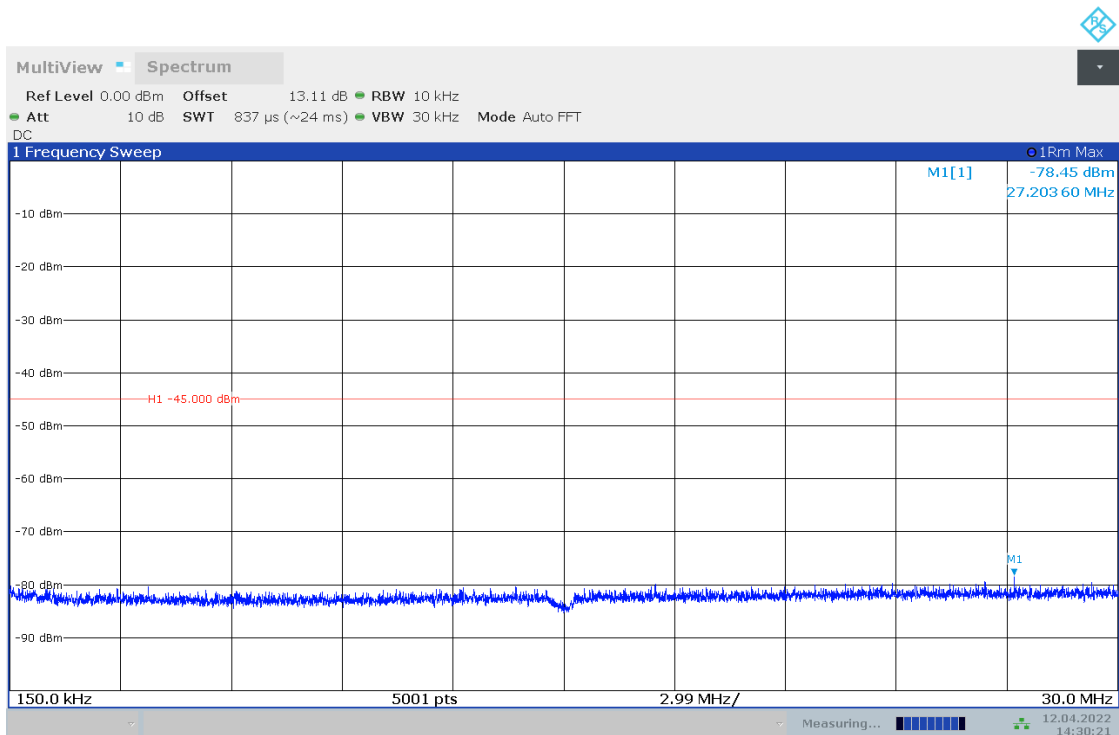


14:29:34 12.04.2022

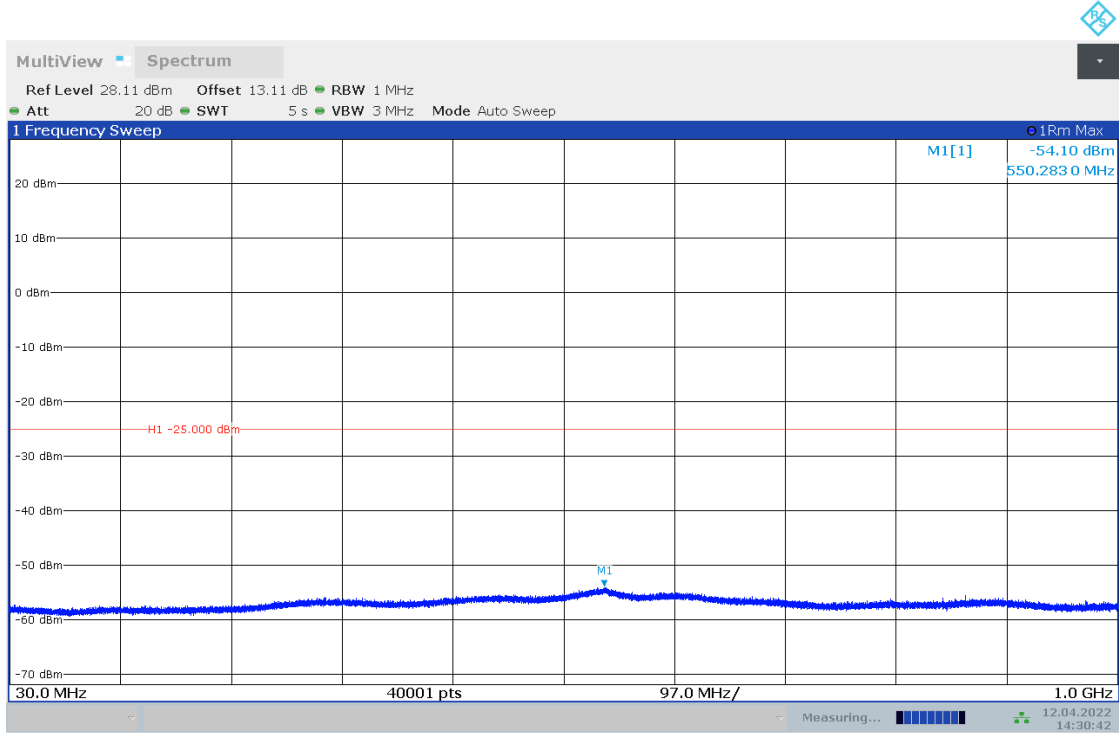
4.2.8 TM1_LCH_20MHZ+20MHZ_PCCRB1#0_SCCRB1#99



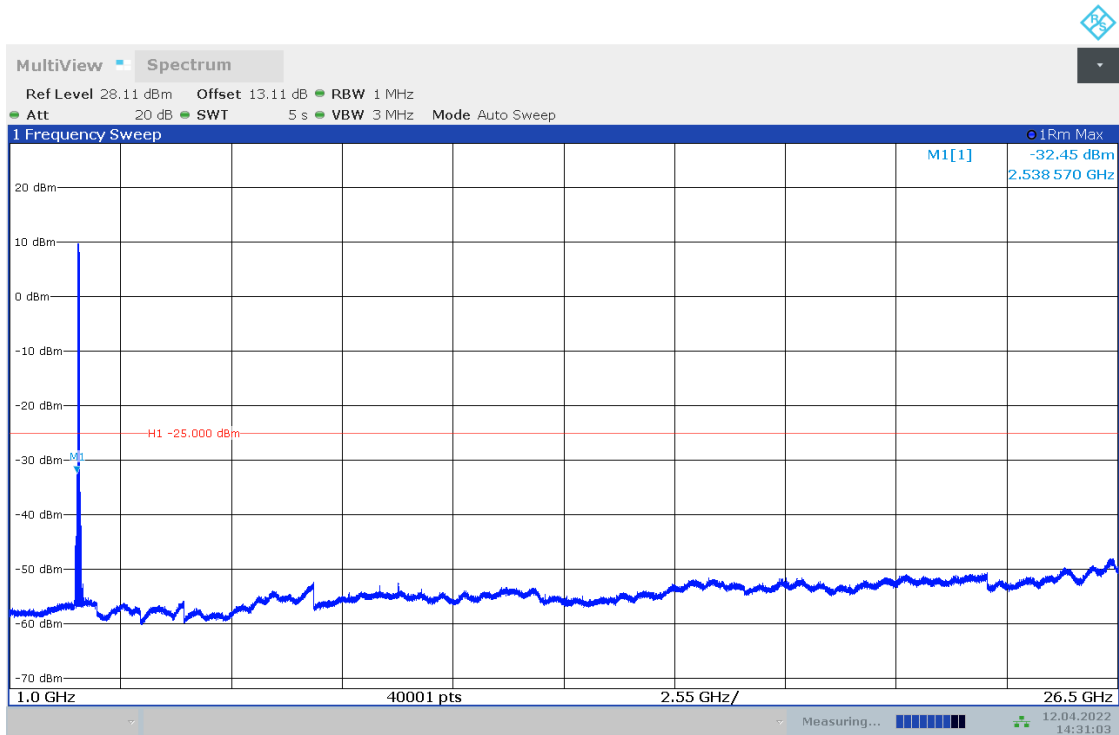
14:30:00 12.04.2022



14:30:21 12.04.2022

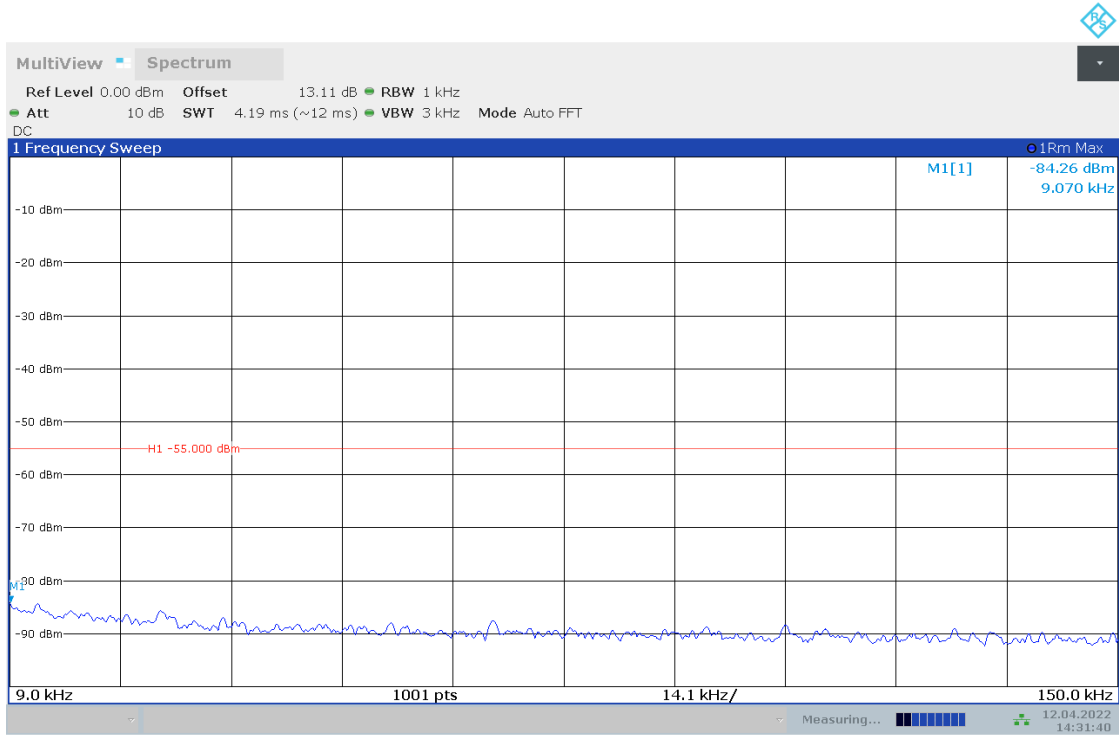


14:30:42 12.04.2022

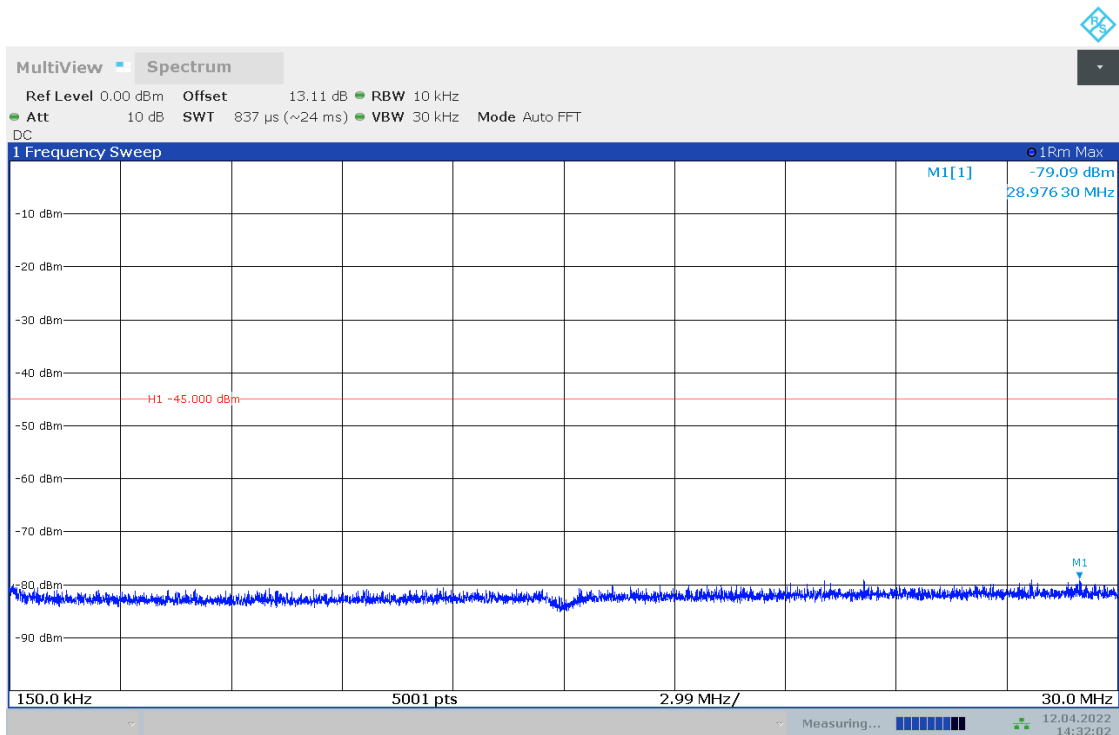


14:31:04 12.04.2022

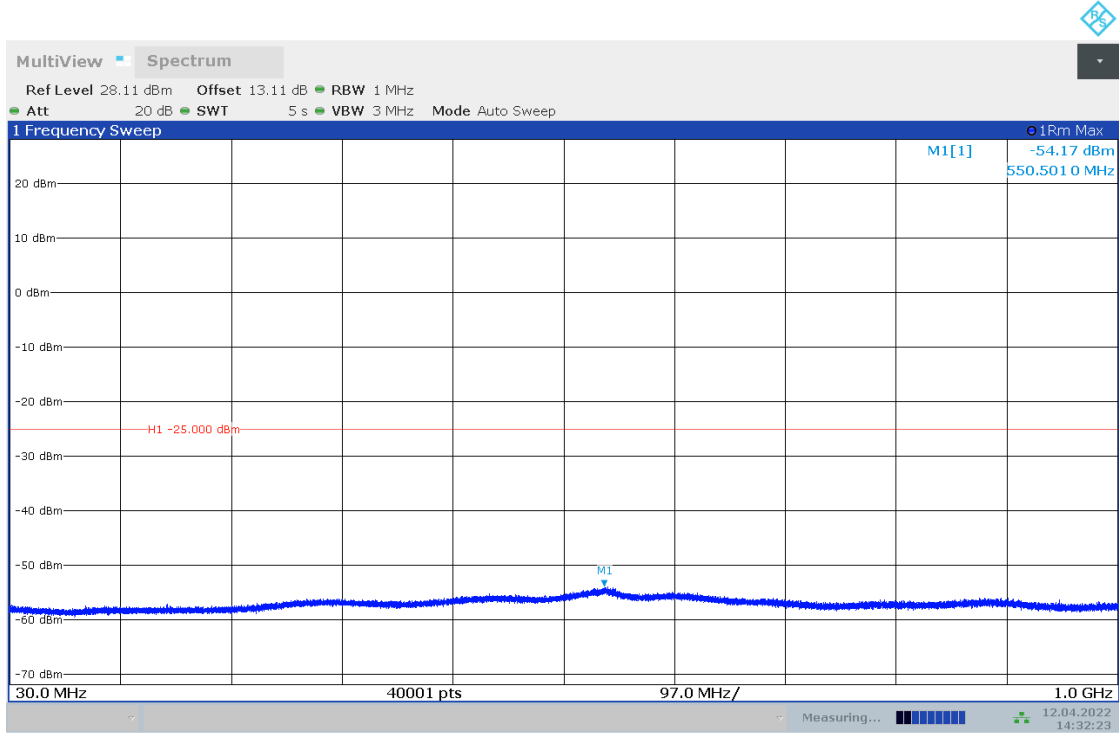
4.2.9 TM1_MCH_20MHZ+20MHZ_PCCRB100#0_SCCRB100#0



14:31:41 12.04.2022



14:32:02 12.04.2022

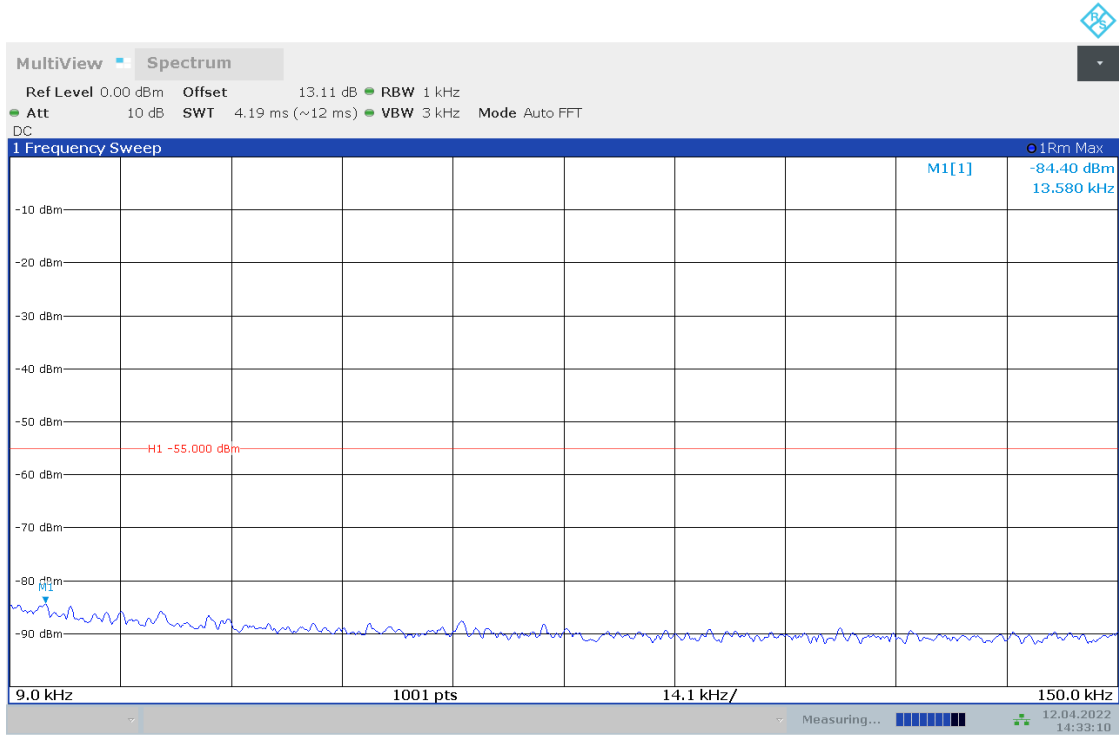


14:32:23 12.04.2022

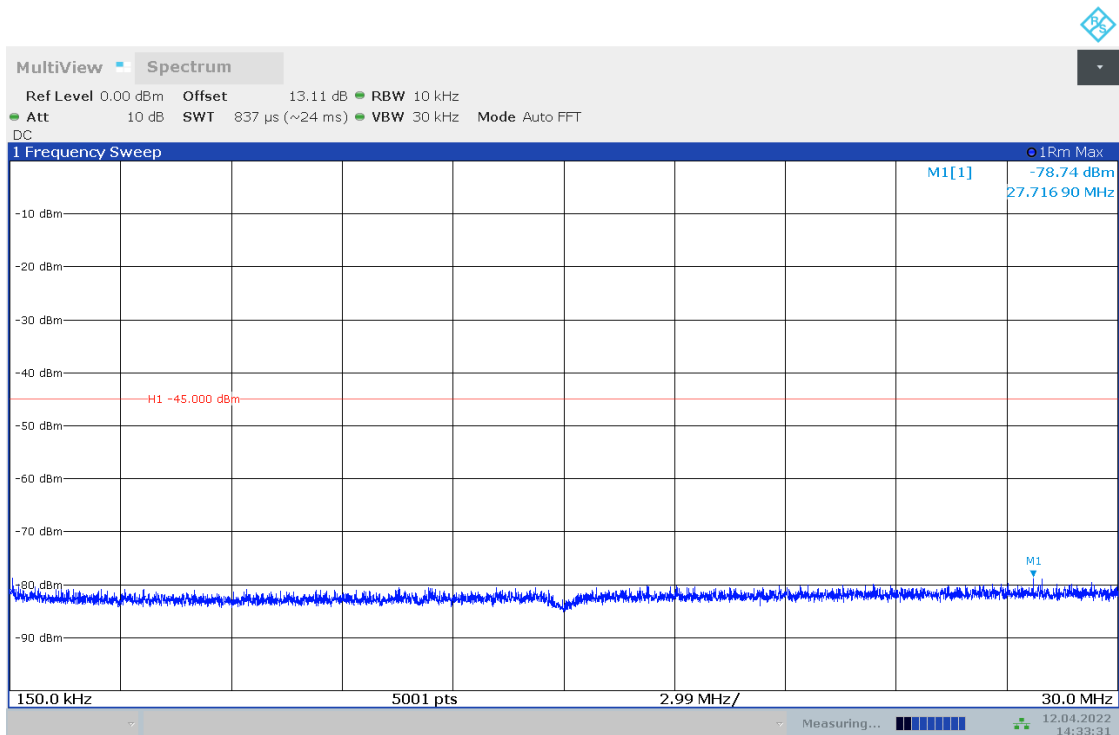


14:32:45 12.04.2022

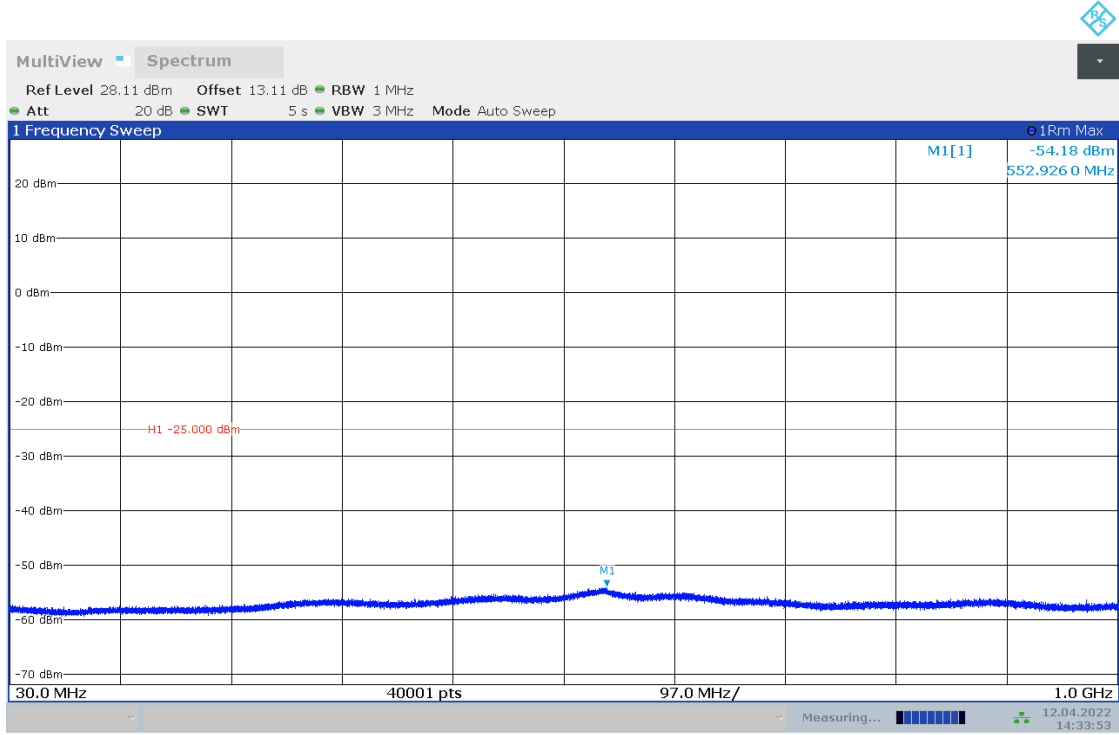
4.2.10 TM1_MCH_20MHZ+20MHZ_PCCRB1#0_SCCRB1#99



14:33:11 12.04.2022



14:33:32 12.04.2022

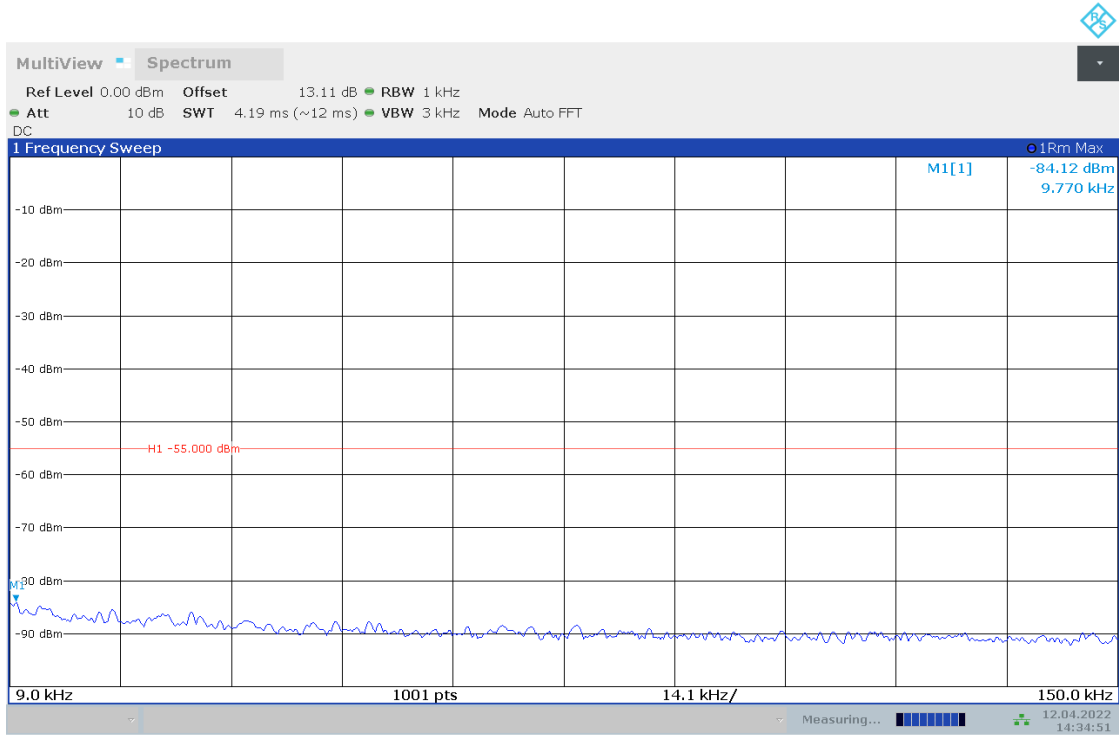


14:33:53 12.04.2022

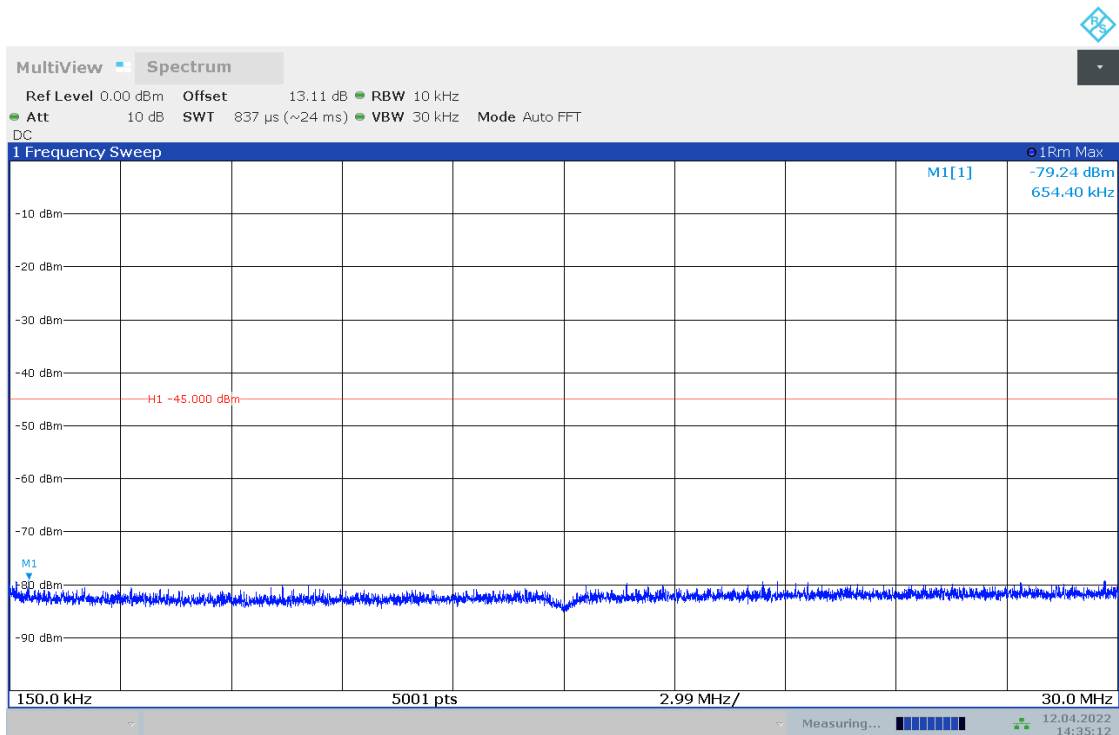


14:34:15 12.04.2022

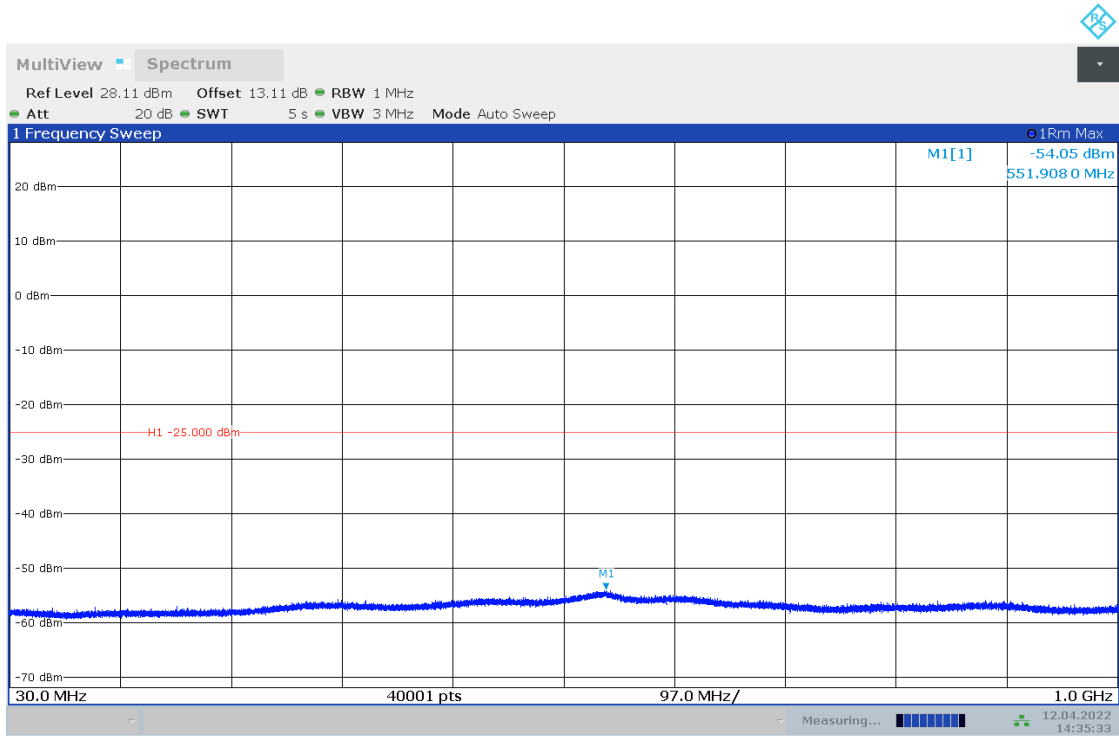
4.2.11 TM1_HCH_20MHZ+20MHZ_PCCRB100#0_SCCRB100#0



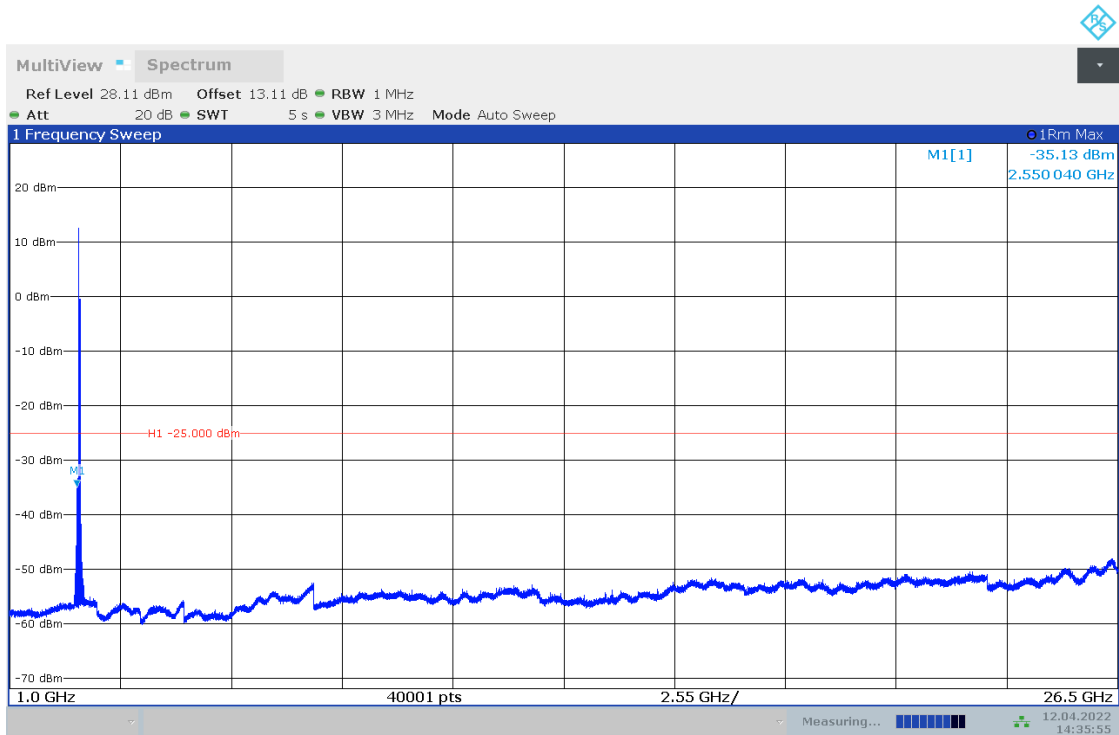
14:34:52 12.04.2022



14:35:13 12.04.2022

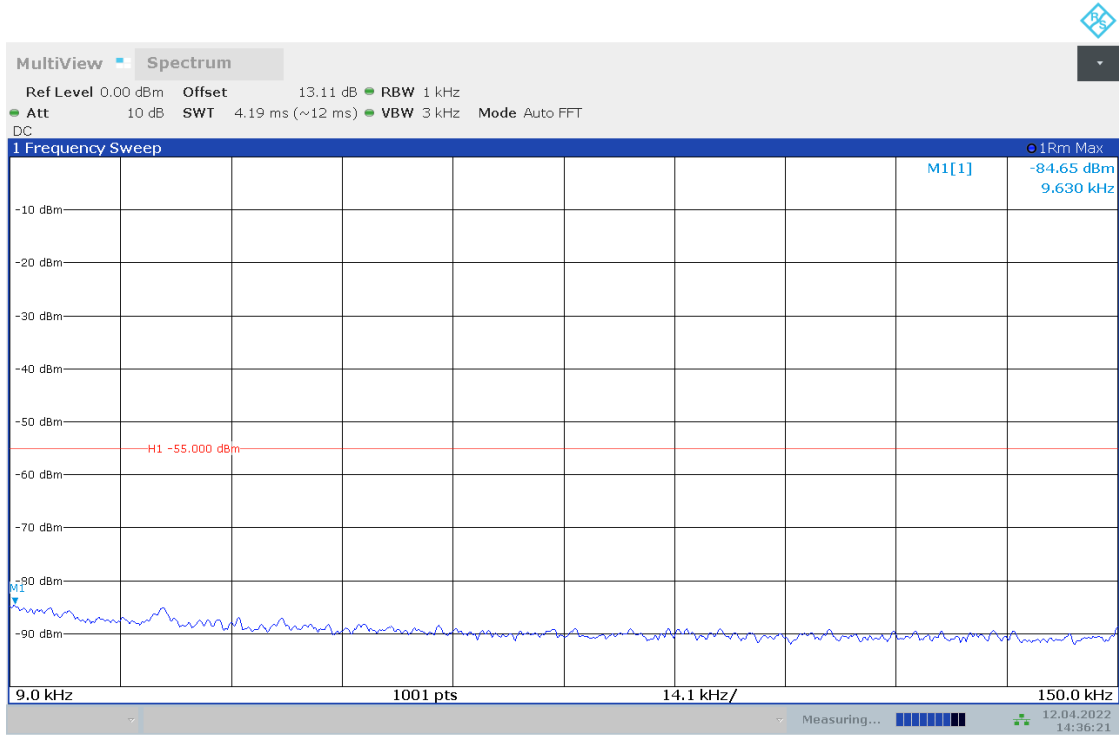


14:35:34 12.04.2022

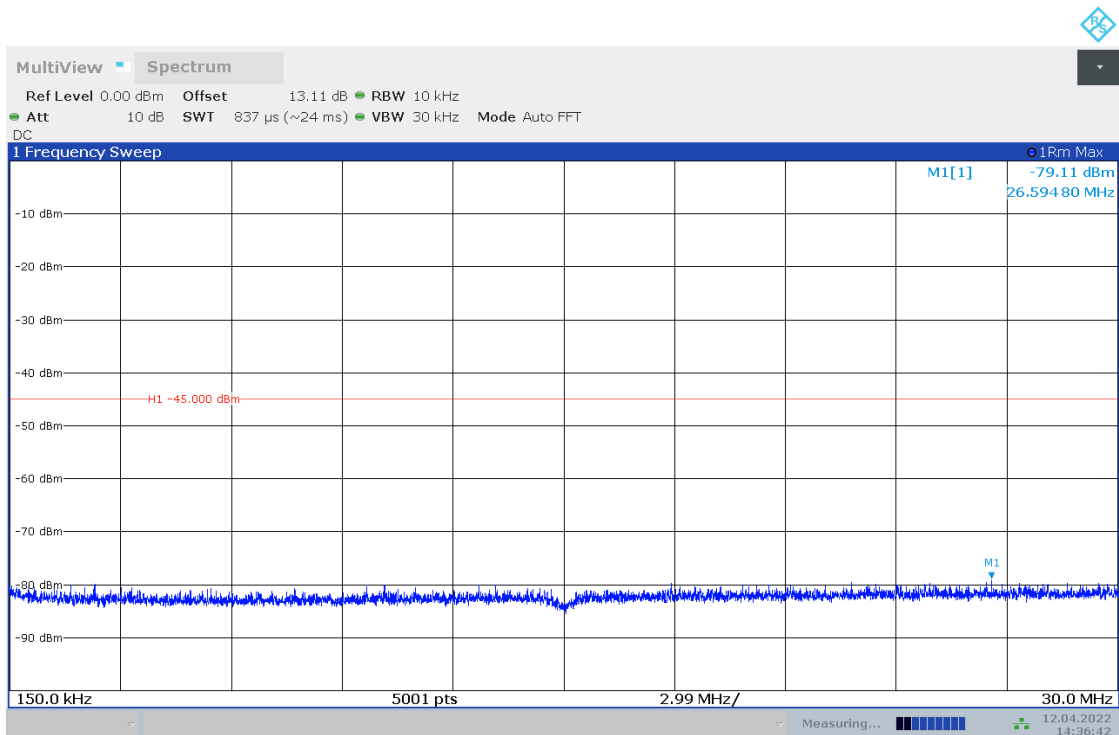


14:35:56 12.04.2022

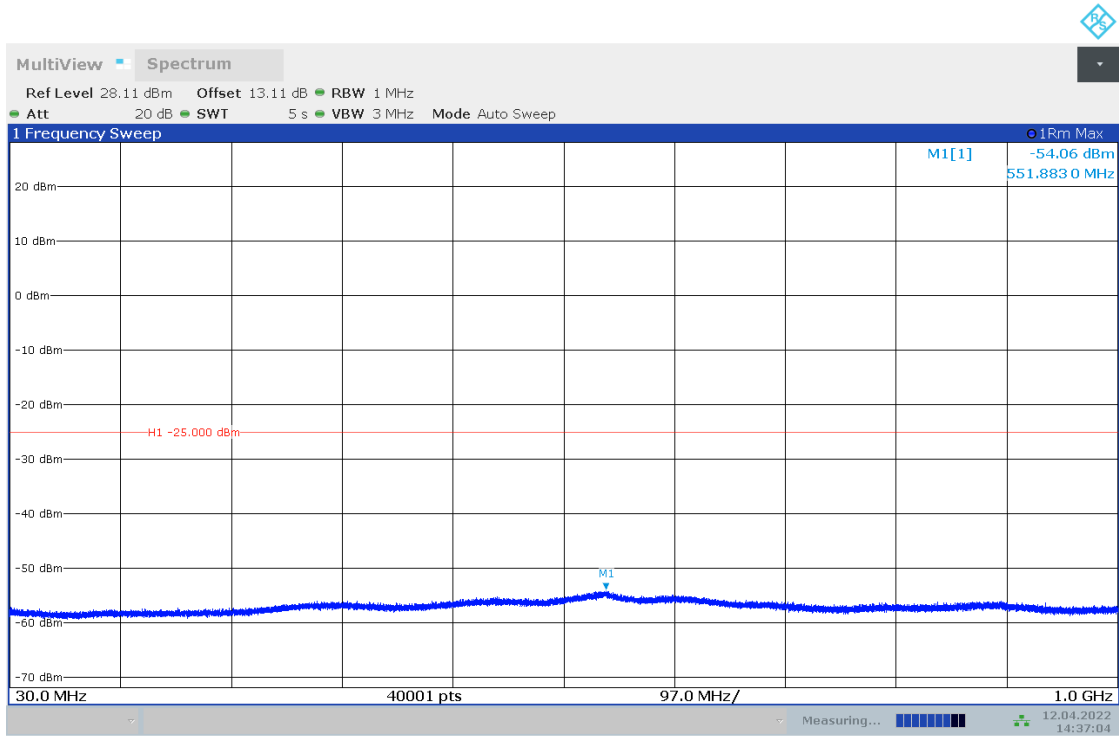
4.2.12 TM1_HCH_20MHZ+20MHZ_PCCRB1#0_SCCRB1#99



14:36:22 12.04.2022



14:36:43 12.04.2022

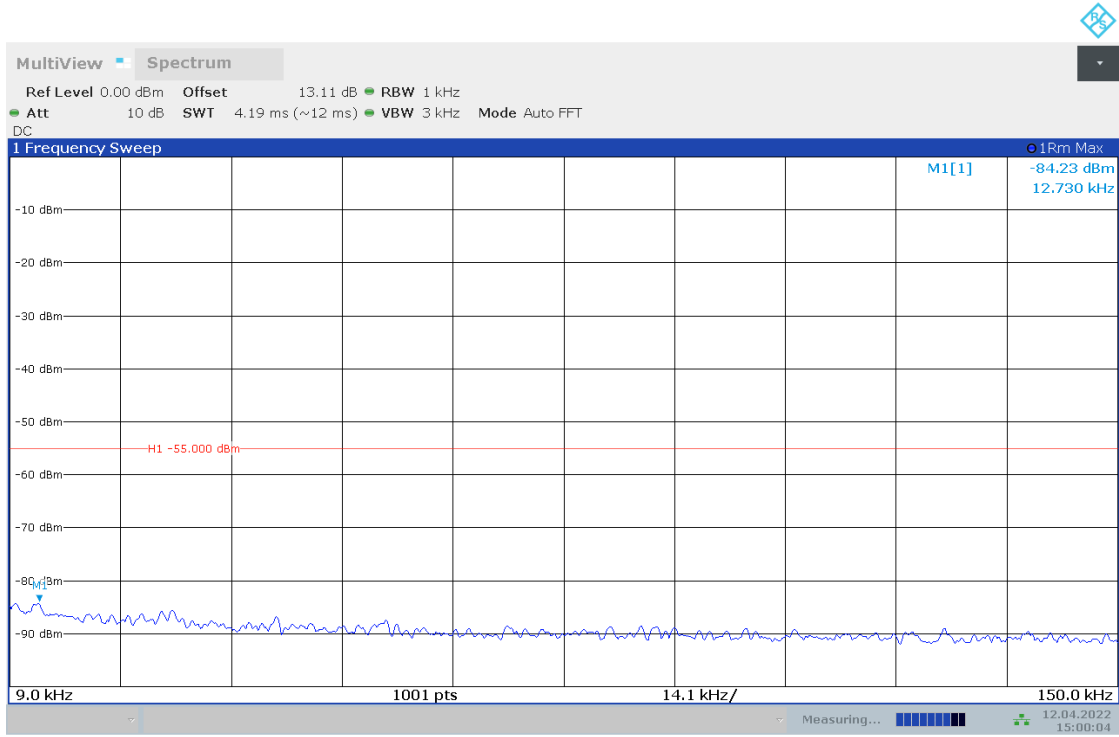


14:37:05 12.04.2022

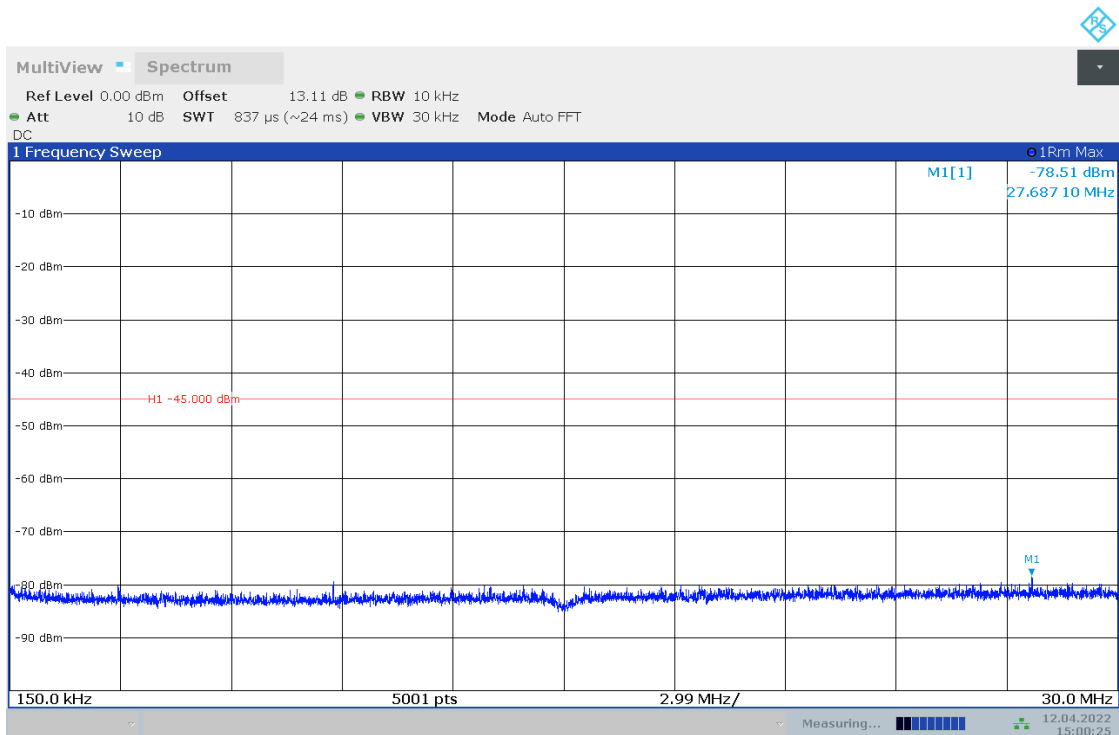


14:37:26 12.04.2022

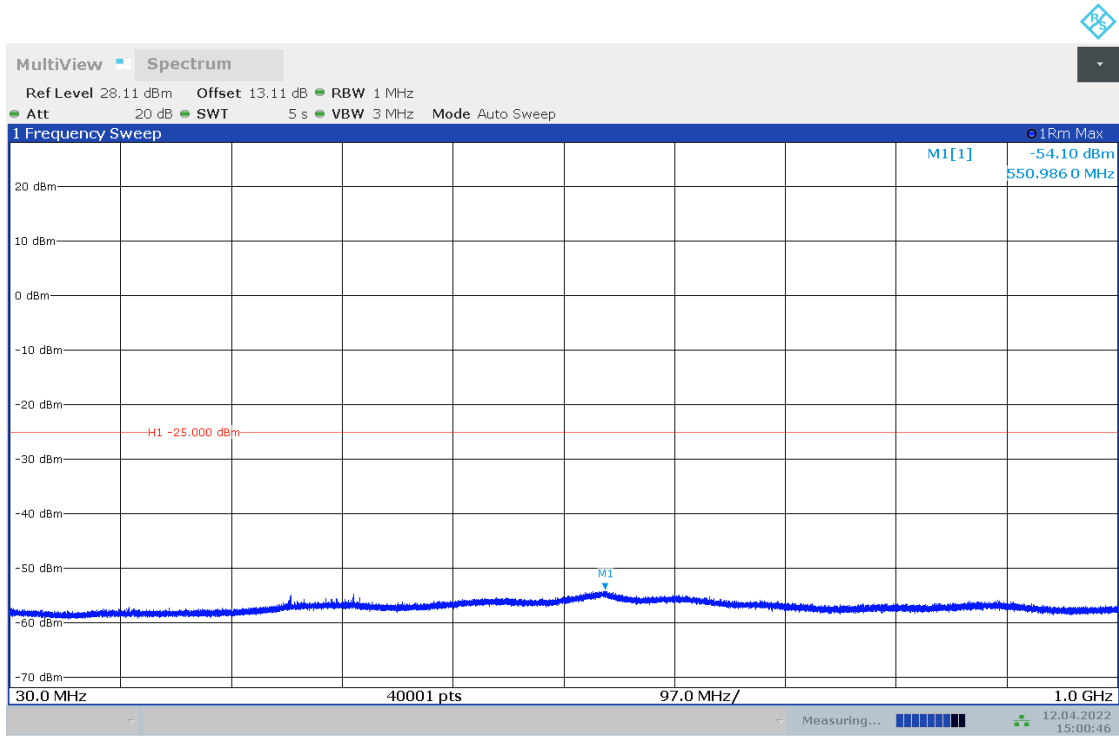
4.2.13 TM2_LCH_15MHZ+15MHZ_PCCRB75#0_SCCRB75#0



15:00:04 12.04.2022



15:00:25 12.04.2022

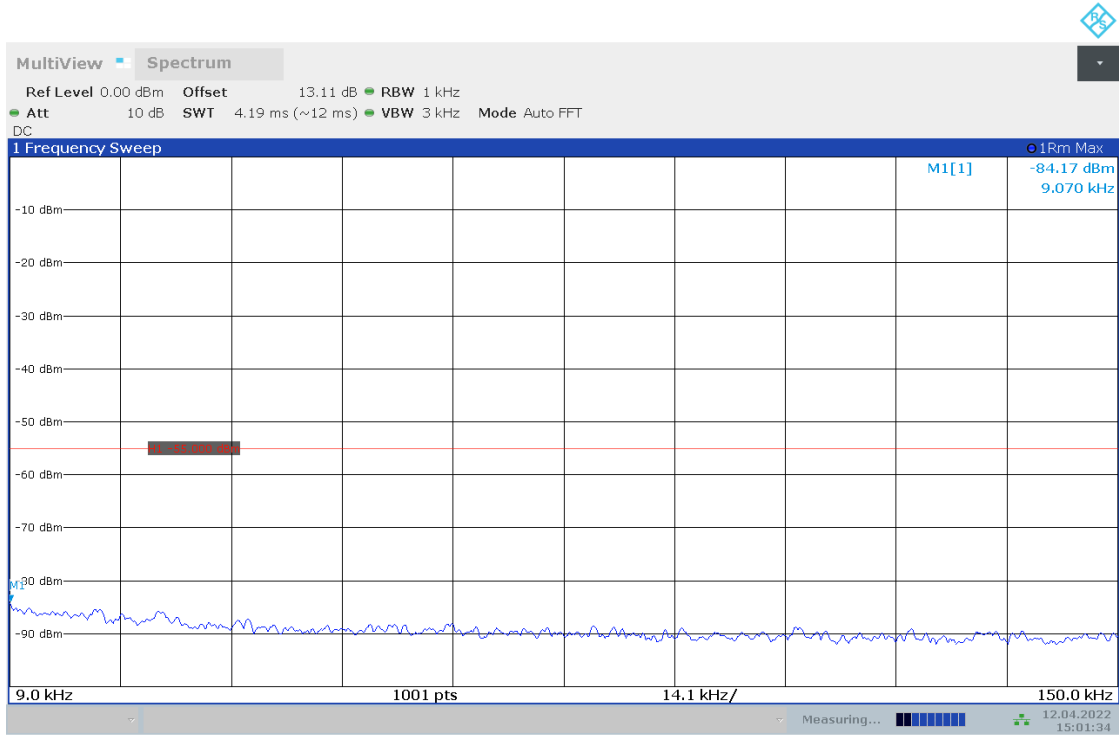


15:00:47 12.04.2022

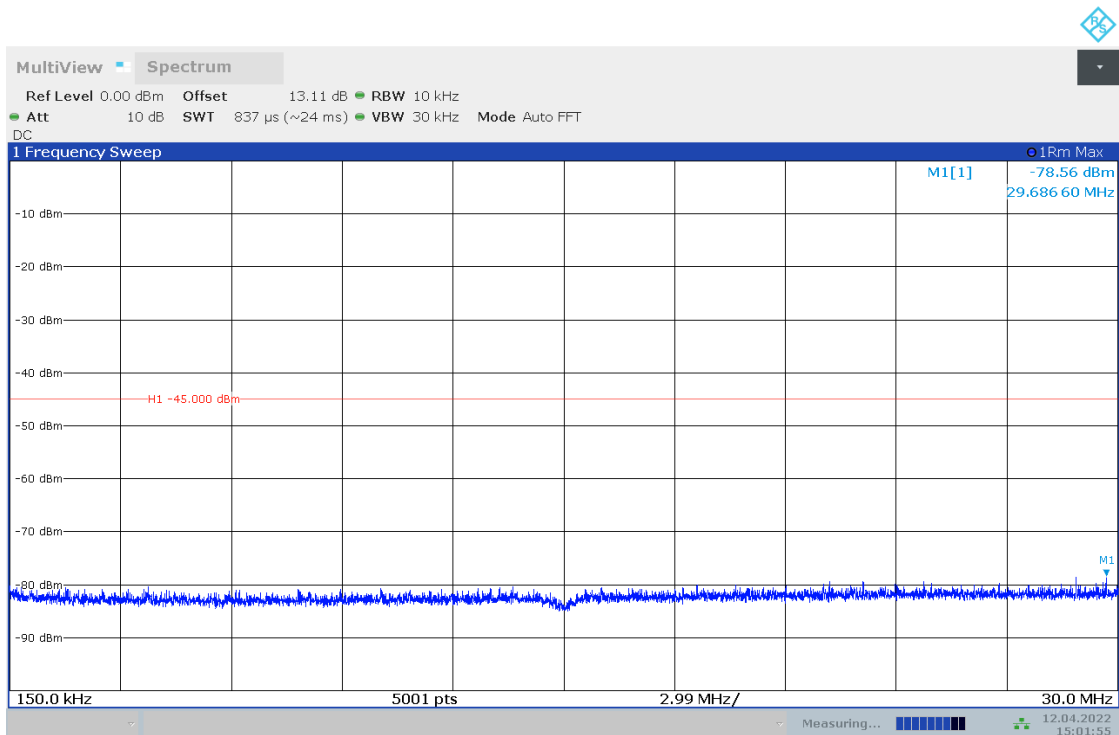


15:01:08 12.04.2022

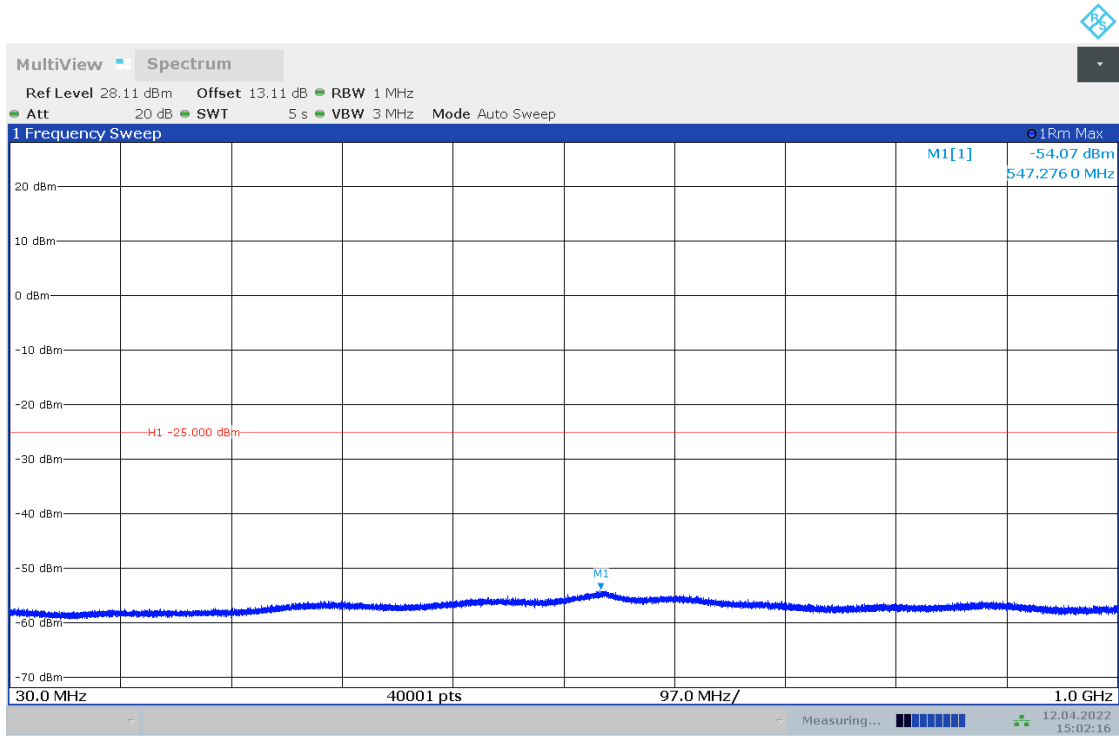
4.2.14 TM2_LCH_15MHZ+15MHZ_PCCRB1#0_SCCRB1#74



15:01:34 12.04.2022



15:01:55 12.04.2022

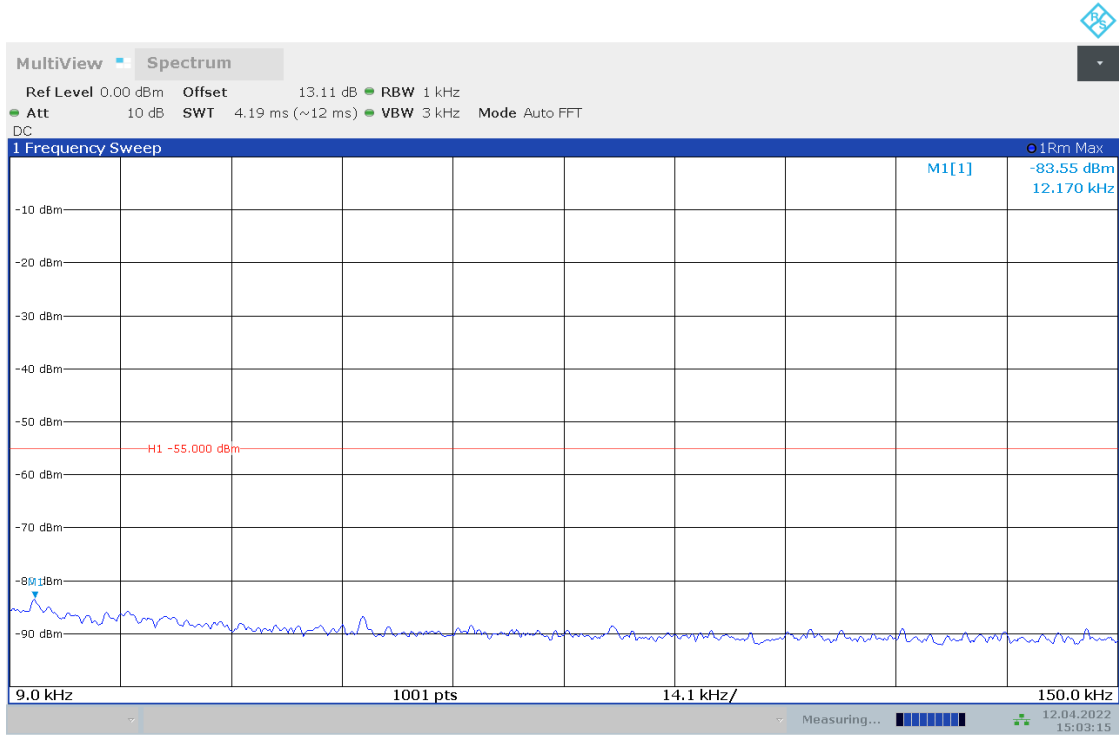


15:02:17 12.04.2022

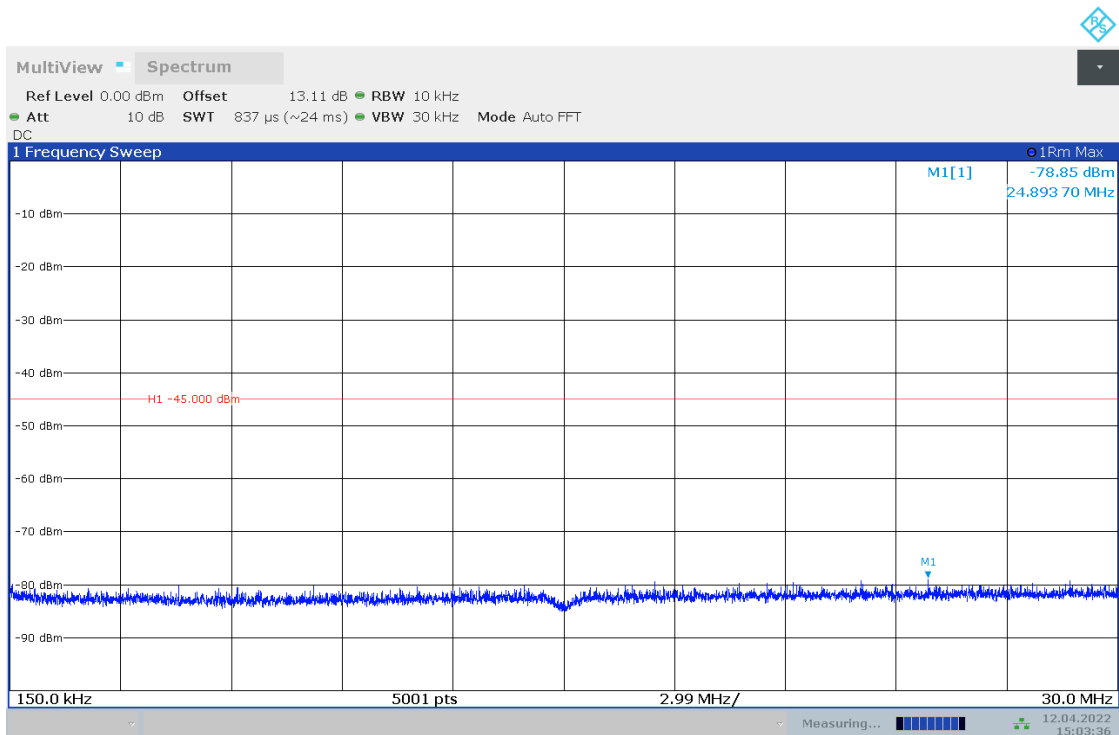


15:02:39 12.04.2022

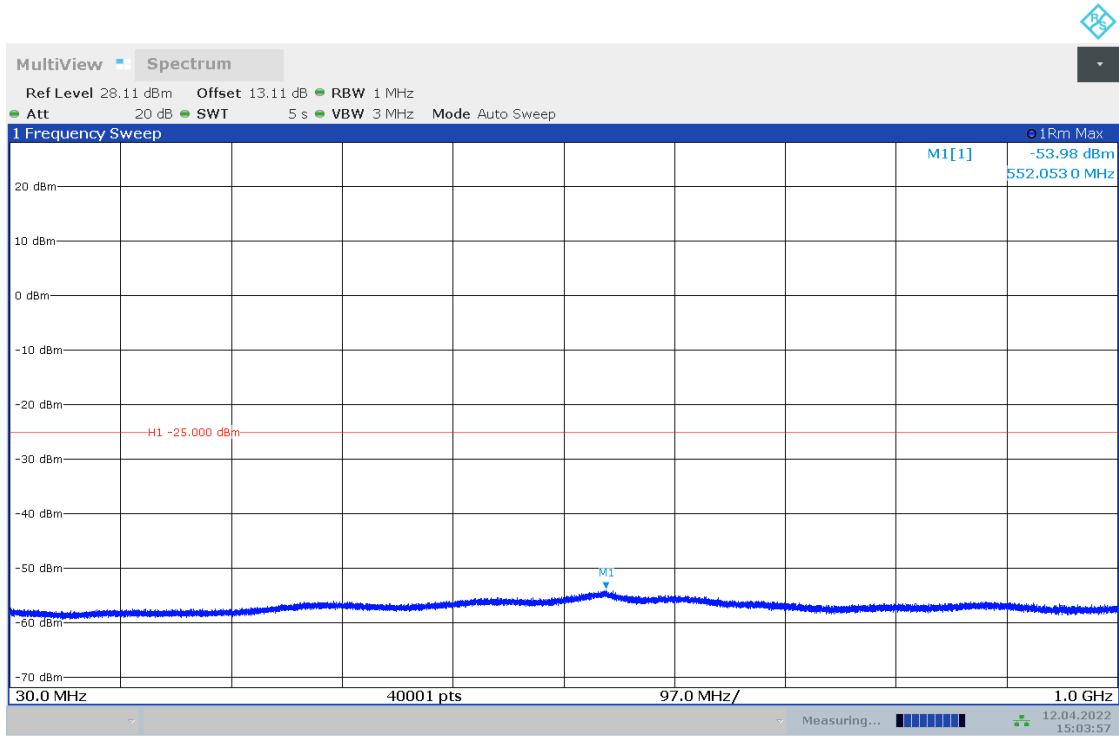
4.2.15 TM2_MCH_15MHZ+15MHZ_PCCRB75#0_SCCRB75#0



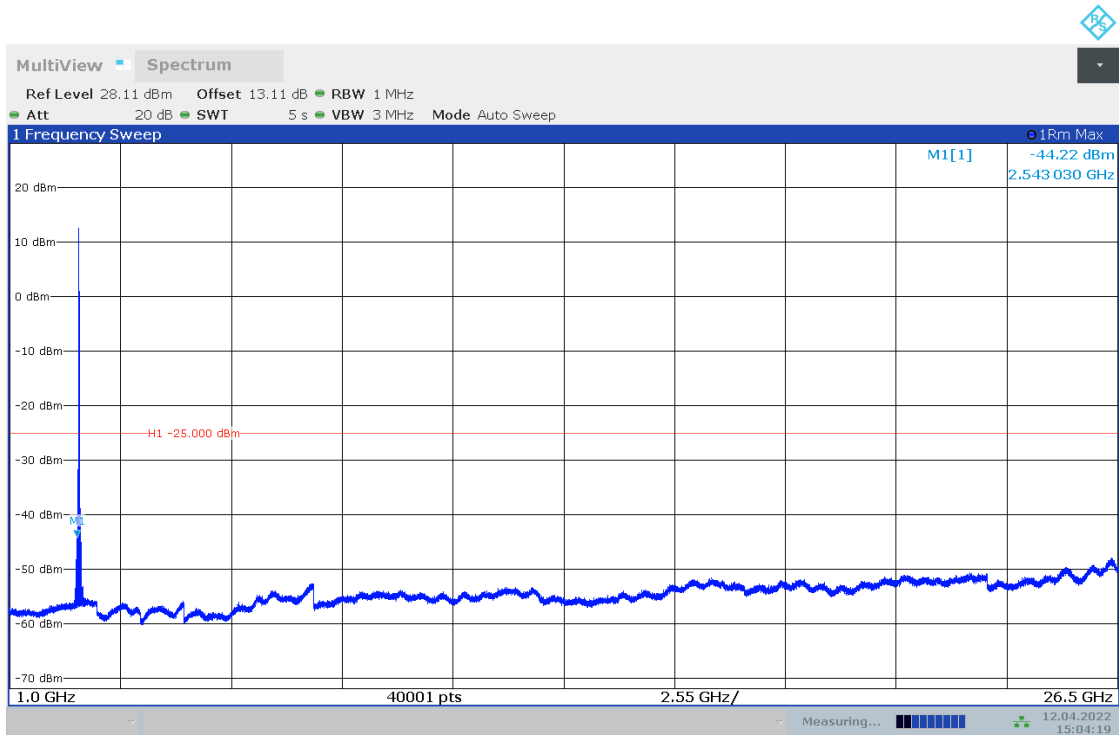
15:03:16 12.04.2022



15:03:37 12.04.2022

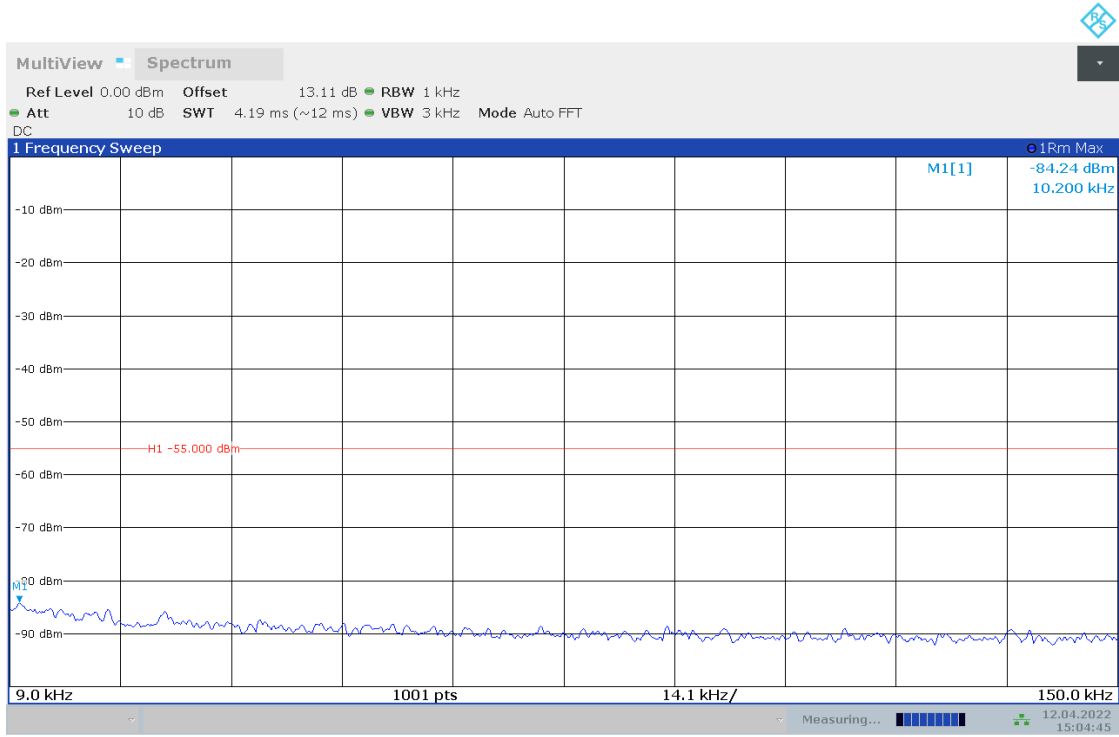


15:03:58 12.04.2022

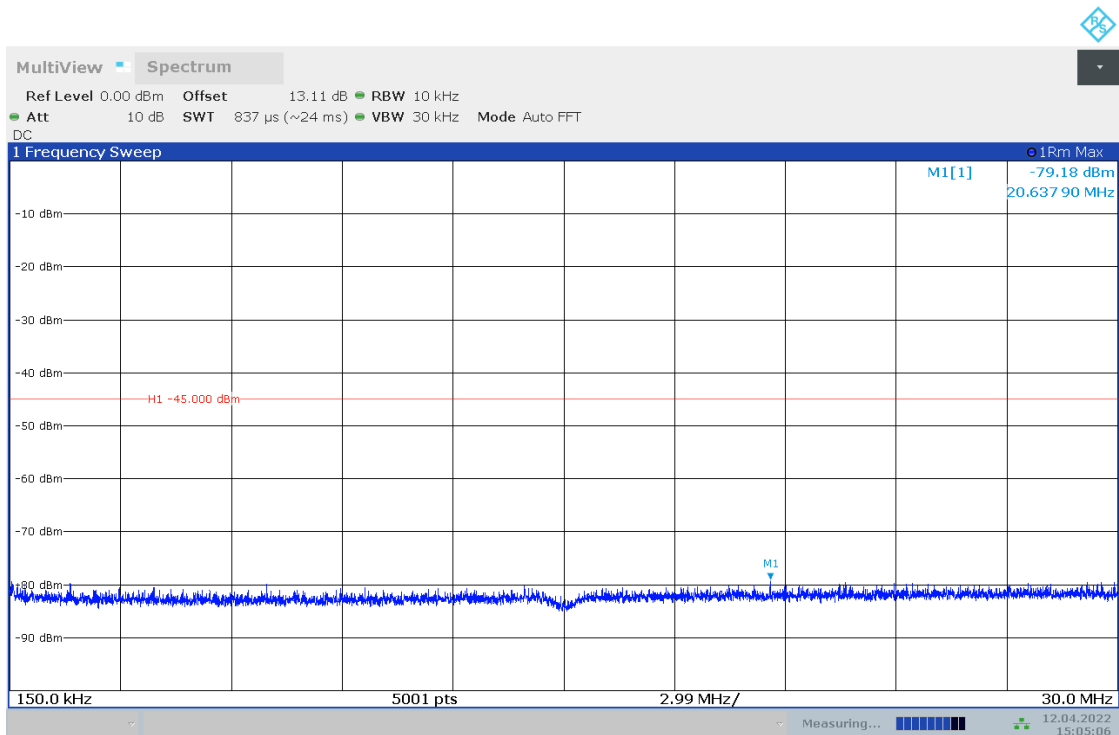


15:04:19 12.04.2022

4.2.16 TM2_MCH_15MHZ+15MHZ_PCCRB1#0_SCCRB1#74



15:04:45 12.04.2022



15:05:07 12.04.2022