

Appendix for Band 66

Model: LGE-NX9

BTL-FCCP-3-2203G019

CONTENT

1	Appendix A: Effective (Isotropic) Radiated Power of Transmitter	7
1.1	Test Results.....	7
2	Appendix B: Peak-to-Average Ratio	9
2.1	Test Results.....	9
3	Appendix C: Modulation Characteristics	10
3.1	Test Plots.....	10
3.1.1	TM1_1.4MHz_MCH_RB6#0.....	10
3.1.2	TM1_5MHz_MCH_RB25#0.....	11
3.1.3	TM1_20MHz_MCH_RB100#0.....	11
3.1.4	TM2_1.4MHz_MCH_RB6#0.....	12
3.1.5	TM2_5MHz_MCH_RB25#0.....	12
3.1.6	TM2_20MHz_MCH_RB100#0.....	13
3.1.7	TM3_1.4MHz_MCH_RB6#0.....	13
3.1.8	TM3_5MHz_MCH_RB25#0.....	14
3.1.9	TM3_20MHz_MCH_RB100#0.....	14
4	Appendix D: Occupied Bandwidth.....	15
4.1	Test Results.....	15
4.2	Test Plots.....	17
4.2.1	TM1_1.4MHz_LCH_RB6#0.....	17
4.2.2	TM1_1.4MHz_MCH_RB6#0.....	18
4.2.3	TM1_1.4MHz_HCH_RB6#0.....	19
4.2.4	TM1_3MHz_LCH_RB15#0.....	20
4.2.5	TM1_3MHz_MCH_RB15#0.....	21
4.2.6	TM1_3MHz_HCH_RB15#0.....	22
4.2.7	TM1_5MHz_LCH_RB25#0.....	23
4.2.8	TM1_5MHz_MCH_RB25#0.....	24
4.2.9	TM1_5MHz_HCH_RB25#0.....	25
4.2.10	TM1_10MHz_LCH_RB50#0.....	26
4.2.11	TM1_10MHz_MCH_RB50#0.....	27
4.2.12	TM1_10MHz_HCH_RB50#0.....	28
4.2.13	TM1_15MHz_LCH_RB75#0.....	29
4.2.14	TM1_15MHz_MCH_RB75#0.....	30
4.2.15	TM1_15MHz_HCH_RB75#0.....	31
4.2.16	TM1_20MHz_LCH_RB100#0.....	32
4.2.17	TM1_20MHz_MCH_RB100#0.....	33
4.2.18	TM1_20MHz_HCH_RB100#0.....	34
4.2.19	TM2_1.4MHz_LCH_RB6#0.....	35
4.2.20	TM2_1.4MHz_MCH_RB6#0.....	36
4.2.21	TM2_1.4MHz_HCH_RB6#0.....	37
4.2.22	TM2_3MHz_LCH_RB15#0.....	38
4.2.23	TM2_3MHz_MCH_RB15#0.....	39
4.2.24	TM2_3MHz_HCH_RB15#0.....	40
4.2.25	TM2_5MHz_LCH_RB25#0.....	41

4.2.26	TM2_5MHz_MCH_RB25#0.....	42
4.2.27	TM2_5MHz_HCH_RB25#0.....	43
4.2.28	TM2_10MHz_LCH_RB50#0.....	44
4.2.29	TM2_10MHz_MCH_RB50#0.....	45
4.2.30	TM2_10MHz_HCH_RB50#0.....	46
4.2.31	TM2_15MHz_LCH_RB75#0.....	47
4.2.32	TM2_15MHz_MCH_RB75#0.....	48
4.2.33	TM2_15MHz_HCH_RB75#0.....	49
4.2.34	TM2_20MHz_LCH_RB100#0.....	50
4.2.35	TM2_20MHz_MCH_RB100#0.....	51
4.2.36	TM2_20MHz_HCH_RB100#0.....	52
4.2.37	TM3_1.4MHz_LCH_RB6#0.....	53
4.2.38	TM3_1.4MHz_MCH_RB6#0.....	54
4.2.39	TM3_1.4MHz_HCH_RB6#0.....	55
4.2.40	TM3_3MHz_LCH_RB15#0.....	56
4.2.41	TM3_3MHz_MCH_RB15#0.....	57
4.2.42	TM3_3MHz_HCH_RB15#0.....	58
4.2.43	TM3_5MHz_LCH_RB25#0.....	59
4.2.44	TM3_5MHz_MCH_RB25#0.....	60
4.2.45	TM3_5MHz_HCH_RB25#0.....	61
4.2.46	TM3_10MHz_LCH_RB50#0.....	62
4.2.47	TM3_10MHz_MCH_RB50#0.....	63
4.2.48	TM3_10MHz_HCH_RB50#0.....	64
4.2.49	TM3_15MHz_LCH_RB75#0.....	65
4.2.50	TM3_15MHz_MCH_RB75#0.....	66
4.2.51	TM3_15MHz_HCH_RB75#0.....	67
4.2.52	TM3_20MHz_LCH_RB100#0.....	68
4.2.53	TM3_20MHz_MCH_RB100#0.....	69
4.2.54	TM3_20MHz_HCH_RB100#0.....	70
5	Appendix E: Band Edges Compliance.....	71
5.1	Test Results.....	71
5.2	Test Plots.....	73
5.2.1	TM1_1.4MHz_LCH_RB6#0.....	73
5.2.2	TM1_1.4MHz_LCH_RB1#0.....	74
5.2.3	TM1_1.4MHz_LCH_RB1#5.....	74
5.2.4	TM1_1.4MHz_HCH_RB6#0.....	75
5.2.5	TM1_1.4MHz_HCH_RB1#0.....	75
5.2.6	TM1_1.4MHz_HCH_RB1#5.....	76
5.2.7	TM1_5MHz_LCH_RB25#0.....	76
5.2.8	TM1_5MHz_LCH_RB1#0.....	77
5.2.9	TM1_5MHz_LCH_RB1#24.....	77
5.2.10	TM1_5MHz_HCH_RB25#0.....	78
5.2.11	TM1_5MHz_HCH_RB1#0.....	78
5.2.12	TM1_5MHz_HCH_RB1#24.....	79
5.2.13	TM1_20MHz_LCH_RB100#0.....	79
5.2.14	TM1_20MHz_LCH_RB1#0.....	80

5.2.15	TM1_20MHz_LCH_RB1#99.....	80
5.2.16	TM1_20MHz_HCH_RB100#0.....	81
5.2.17	TM1_20MHz_HCH_RB1#0.....	81
5.2.18	TM1_20MHz_HCH_RB1#99.....	82
5.2.19	TM2_1.4MHz_LCH_RB6#0.....	82
5.2.20	TM2_1.4MHz_LCH_RB1#0.....	83
5.2.21	TM2_1.4MHz_LCH_RB1#5.....	83
5.2.22	TM2_1.4MHz_HCH_RB6#0.....	84
5.2.23	TM2_1.4MHz_HCH_RB1#0.....	84
5.2.24	TM2_1.4MHz_HCH_RB1#5.....	85
5.2.25	TM2_5MHz_LCH_RB25#0.....	85
5.2.26	TM2_5MHz_LCH_RB1#0.....	86
5.2.27	TM2_5MHz_LCH_RB1#24.....	86
5.2.28	TM2_5MHz_HCH_RB25#0.....	87
5.2.29	TM2_5MHz_HCH_RB1#0.....	87
5.2.30	TM2_5MHz_HCH_RB1#24.....	88
5.2.31	TM2_20MHz_LCH_RB100#0.....	88
5.2.32	TM2_20MHz_LCH_RB1#0.....	89
5.2.33	TM2_20MHz_LCH_RB1#99.....	89
5.2.34	TM2_20MHz_HCH_RB100#0.....	90
5.2.35	TM2_20MHz_HCH_RB1#0.....	90
5.2.36	TM2_20MHz_HCH_RB1#99.....	91
5.2.37	TM3_1.4MHz_LCH_RB6#0.....	91
5.2.38	TM3_1.4MHz_LCH_RB1#0.....	92
5.2.39	TM3_1.4MHz_LCH_RB1#5.....	92
5.2.40	TM3_1.4MHz_HCH_RB6#0.....	93
5.2.41	TM3_1.4MHz_HCH_RB1#0.....	93
5.2.42	TM3_1.4MHz_HCH_RB1#5.....	94
5.2.43	TM3_5MHz_LCH_RB25#0.....	94
5.2.44	TM3_5MHz_LCH_RB1#0.....	95
5.2.45	TM3_5MHz_LCH_RB1#24.....	95
5.2.46	TM3_5MHz_HCH_RB25#0.....	96
5.2.47	TM3_5MHz_HCH_RB1#0.....	96
5.2.48	TM3_5MHz_HCH_RB1#24.....	97
5.2.49	TM3_20MHz_LCH_RB100#0.....	97
5.2.50	TM3_20MHz_LCH_RB1#0.....	98
5.2.51	TM3_20MHz_LCH_RB1#99.....	98
5.2.52	TM3_20MHz_HCH_RB100#0.....	99
5.2.53	TM3_20MHz_HCH_RB1#0.....	99
5.2.54	TM3_20MHz_HCH_RB1#99.....	100
6	Appendix F: Spurious Emission at Antenna Terminal.....	101
6.1	Test Results.....	101
6.2	Test Plots.....	106
6.2.1	TM1_1.4MHz_LCH_RB6#0.....	106
6.2.2	TM1_1.4MHz_LCH_RB1#0.....	108
6.2.3	TM1_1.4MHz_LCH_RB1#5.....	110

6.2.4	TM1_1.4MHz_MCH_RB6#0.....	112
6.2.5	TM1_1.4MHz_MCH_RB1#0.....	114
6.2.6	TM1_1.4MHz_MCH_RB1#5.....	116
6.2.7	TM1_1.4MHz_HCH_RB6#0.....	118
6.2.8	TM1_1.4MHz_HCH_RB1#0.....	120
6.2.9	TM1_1.4MHz_HCH_RB1#5.....	122
6.2.10	TM1_5MHz_LCH_RB25#0.....	124
6.2.11	TM1_5MHz_LCH_RB1#0.....	126
6.2.12	TM1_5MHz_LCH_RB1#24.....	128
6.2.13	TM1_5MHz_MCH_RB25#0.....	130
6.2.14	TM1_5MHz_MCH_RB1#0.....	132
6.2.15	TM1_5MHz_MCH_RB1#24.....	134
6.2.16	TM1_5MHz_HCH_RB25#0.....	136
6.2.17	TM1_5MHz_HCH_RB1#0.....	138
6.2.18	TM1_5MHz_HCH_RB1#24.....	140
6.2.19	TM1_20MHz_LCH_RB100#0.....	142
6.2.20	TM1_20MHz_LCH_RB1#0.....	144
6.2.21	TM1_20MHz_LCH_RB1#99.....	146
6.2.22	TM1_20MHz_MCH_RB100#0.....	148
6.2.23	TM1_20MHz_MCH_RB1#0.....	150
6.2.24	TM1_20MHz_MCH_RB1#99.....	152
6.2.25	TM1_20MHz_HCH_RB100#0.....	154
6.2.26	TM1_20MHz_HCH_RB1#0.....	156
6.2.27	TM1_20MHz_HCH_RB1#99.....	158
6.2.28	TM2_1.4MHz_LCH_RB6#0.....	160
6.2.29	TM2_1.4MHz_LCH_RB1#0.....	162
6.2.30	TM2_1.4MHz_LCH_RB1#5.....	164
6.2.31	TM2_1.4MHz_MCH_RB6#0.....	166
6.2.32	TM2_1.4MHz_MCH_RB1#0.....	168
6.2.33	TM2_1.4MHz_MCH_RB1#5.....	170
6.2.34	TM2_1.4MHz_HCH_RB6#0.....	172
6.2.35	TM2_1.4MHz_HCH_RB1#0.....	174
6.2.36	TM2_1.4MHz_HCH_RB1#5.....	176
6.2.37	TM2_5MHz_LCH_RB25#0.....	178
6.2.38	TM2_5MHz_LCH_RB1#0.....	180
6.2.39	TM2_5MHz_LCH_RB1#24.....	182
6.2.40	TM2_5MHz_MCH_RB25#0.....	184
6.2.41	TM2_5MHz_MCH_RB1#0.....	186
6.2.42	TM2_5MHz_MCH_RB1#24.....	188
6.2.43	TM2_5MHz_HCH_RB25#0.....	190
6.2.44	TM2_5MHz_HCH_RB1#0.....	192
6.2.45	TM2_5MHz_HCH_RB1#24.....	194
6.2.46	TM2_20MHz_LCH_RB100#0.....	196
6.2.47	TM2_20MHz_LCH_RB1#0.....	198
6.2.48	TM2_20MHz_LCH_RB1#99.....	200
6.2.49	TM2_20MHz_MCH_RB100#0.....	202

- 6.2.50 TM2_20MHz_MCH_RB1#0.....204
- 6.2.51 TM2_20MHz_MCH_RB1#99.....206
- 6.2.52 TM2_20MHz_HCH_RB100#0.....208
- 6.2.53 TM2_20MHz_HCH_RB1#0.....210
- 6.2.54 TM2_20MHz_HCH_RB1#99.....212
- 7 Appendix G: Frequency Stability.....214
 - 7.1 Test Results.....214
 - 7.1.1 Frequency Error vs. Voltage.....214
 - 7.1.2 Frequency Error vs. Temperature.....216

1 APPENDIX A: EFFECTIVE (ISOTROPIC) RADIATED POWER OF TRANSMITTER

1.1 TEST RESULTS

Effective (Isotropic) Radiated Power of Transmitter									
Test Mode	Test Bandwidth [MHz]	Test Channel	Test RB	Modulation	Measured [dBm]	Gain [dBi]	EIRP [dBm]	Limit [dBm]	Verdict
TM1	1.4	LCH	RB6#0	QPSK	22.94	-3.2	19.74	30	PASS
			RB1#0	QPSK	24.03	-3.2	20.83	30	PASS
			RB1#5	QPSK	24.11	-3.2	20.91	30	PASS
		MCH	RB6#0	QPSK	22.72	-3.2	19.52	30	PASS
			RB1#0	QPSK	23.75	-3.2	20.55	30	PASS
			RB1#5	QPSK	23.73	-3.2	20.53	30	PASS
		HCH	RB6#0	QPSK	22.64	-3.2	19.44	30	PASS
			RB1#0	QPSK	23.57	-3.2	20.37	30	PASS
			RB1#5	QPSK	23.64	-3.2	20.44	30	PASS
	5	LCH	RB25#0	QPSK	23.04	-3.2	19.84	30	PASS
			RB1#0	QPSK	24.01	-3.2	20.81	30	PASS
			RB1#24	QPSK	23.95	-3.2	20.75	30	PASS
		MCH	RB25#0	QPSK	22.83	-3.2	19.63	30	PASS
			RB1#0	QPSK	23.85	-3.2	20.65	30	PASS
			RB1#24	QPSK	23.77	-3.2	20.57	30	PASS
		HCH	RB25#0	QPSK	22.65	-3.2	19.45	30	PASS
			RB1#0	QPSK	23.70	-3.2	20.50	30	PASS
			RB1#24	QPSK	23.67	-3.2	20.47	30	PASS
	20	LCH	RB100#0	QPSK	22.83	-3.2	19.63	30	PASS
			RB1#0	QPSK	23.93	-3.2	20.73	30	PASS
			RB1#99	QPSK	23.70	-3.2	20.50	30	PASS
		MCH	RB100#0	QPSK	22.67	-3.2	19.47	30	PASS
			RB1#0	QPSK	23.68	-3.2	20.48	30	PASS
			RB1#99	QPSK	23.49	-3.2	20.29	30	PASS
		HCH	RB100#0	QPSK	22.56	-3.2	19.36	30	PASS
			RB1#0	QPSK	23.62	-3.2	20.42	30	PASS
			RB1#99	QPSK	23.38	-3.2	20.18	30	PASS

Effective (Isotropic) Radiated Power of Transmitter									
Test Mode	Test Bandwidth [MHz]	Test Channel	Test RB	Modulation	Measured [dBm]	Gain [dBi]	EIRP [dBm]	Limit [dBm]	Verdict
TM2	1.4	LCH	RB6#0	16QAM	21.99	-3.2	18.79	30	PASS
			RB1#0	16QAM	23.08	-3.2	19.88	30	PASS
			RB1#5	16QAM	23.12	-3.2	19.92	30	PASS
		MCH	RB6#0	16QAM	21.82	-3.2	18.62	30	PASS
			RB1#0	16QAM	23.03	-3.2	19.83	30	PASS
			RB1#5	16QAM	23.06	-3.2	19.86	30	PASS
		HCH	RB6#0	16QAM	21.69	-3.2	18.49	30	PASS
			RB1#0	16QAM	22.75	-3.2	19.55	30	PASS
			RB1#5	16QAM	22.72	-3.2	19.52	30	PASS
	5	LCH	RB25#0	16QAM	22.06	-3.2	18.86	30	PASS
			RB1#0	16QAM	23.44	-3.2	20.24	30	PASS
			RB1#24	16QAM	23.44	-3.2	20.24	30	PASS
		MCH	RB25#0	16QAM	21.83	-3.2	18.63	30	PASS
			RB1#0	16QAM	23.20	-3.2	20.00	30	PASS
			RB1#24	16QAM	23.20	-3.2	20.00	30	PASS
		HCH	RB25#0	16QAM	21.63	-3.2	18.43	30	PASS
			RB1#0	16QAM	23.14	-3.2	19.94	30	PASS
			RB1#24	16QAM	23.12	-3.2	19.92	30	PASS
	20	LCH	RB100#0	16QAM	21.89	-3.2	18.69	30	PASS
			RB1#0	16QAM	23.33	-3.2	20.13	30	PASS
			RB1#99	16QAM	23.20	-3.2	20.00	30	PASS
		MCH	RB100#0	16QAM	21.70	-3.2	18.50	30	PASS
			RB1#0	16QAM	23.27	-3.2	20.07	30	PASS
			RB1#99	16QAM	23.01	-3.2	19.81	30	PASS
		HCH	RB100#0	16QAM	21.59	-3.2	18.39	30	PASS
			RB1#0	16QAM	22.90	-3.2	19.70	30	PASS
			RB1#99	16QAM	22.79	-3.2	19.59	30	PASS

2 APPENDIX B: PEAK-TO-AVERAGE RATIO

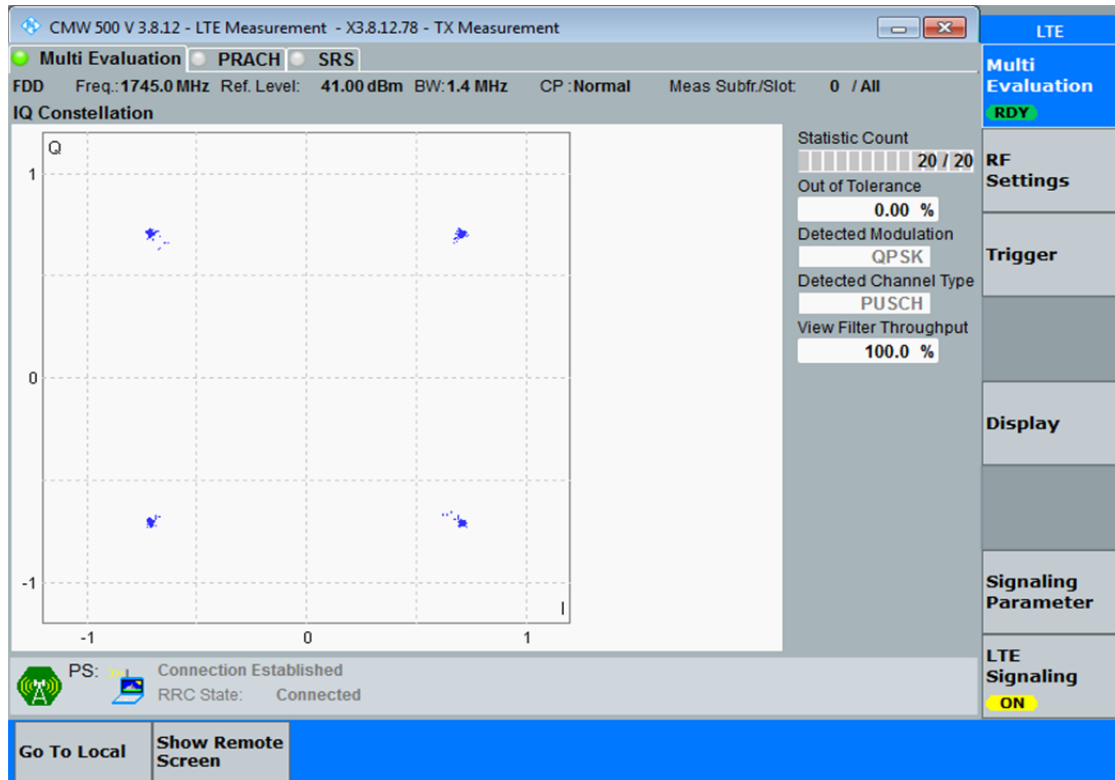
2.1 TEST RESULTS

Peak-to-Average Ratio							
Test Mode	Test Bandwidth [MHz]	Test Channel	Test RB	Modulation	Measured [dBm]	Limit [dBm]	Verdict
TM1	1.4	MCH	RB6#0	QPSK	4.65	13	PASS
			RB1#0	QPSK	3.59	13	PASS
			RB1#5	QPSK	3.61	13	PASS
	5		RB25#0	QPSK	5.26	13	PASS
			RB1#0	QPSK	3.61	13	PASS
			RB1#24	QPSK	3.64	13	PASS
	20		RB100#0	QPSK	5.43	13	PASS
			RB1#0	QPSK	3.46	13	PASS
			RB1#99	QPSK	3.58	13	PASS
TM2	1.4	MCH	RB6#0	16QAM	5.45	13	PASS
			RB1#0	16QAM	4.30	13	PASS
			RB1#5	16QAM	4.44	13	PASS
	5		RB25#0	16QAM	6.23	13	PASS
			RB1#0	16QAM	4.29	13	PASS
			RB1#24	16QAM	4.33	13	PASS
	20		RB100#0	16QAM	6.38	13	PASS
			RB1#0	16QAM	3.98	13	PASS
			RB1#99	16QAM	4.23	13	PASS
TM3	1.4	MCH	RB6#0	64QAM	6.14	13	PASS
			RB1#0	64QAM	5.15	13	PASS
			RB1#5	64QAM	5.36	13	PASS
	5		RB25#0	64QAM	6.84	13	PASS
			RB1#0	64QAM	5.31	13	PASS
			RB1#24	64QAM	5.24	13	PASS
	20		RB100#0	64QAM	7.13	13	PASS
			RB1#0	64QAM	5.07	13	PASS
			RB1#99	64QAM	5.14	13	PASS

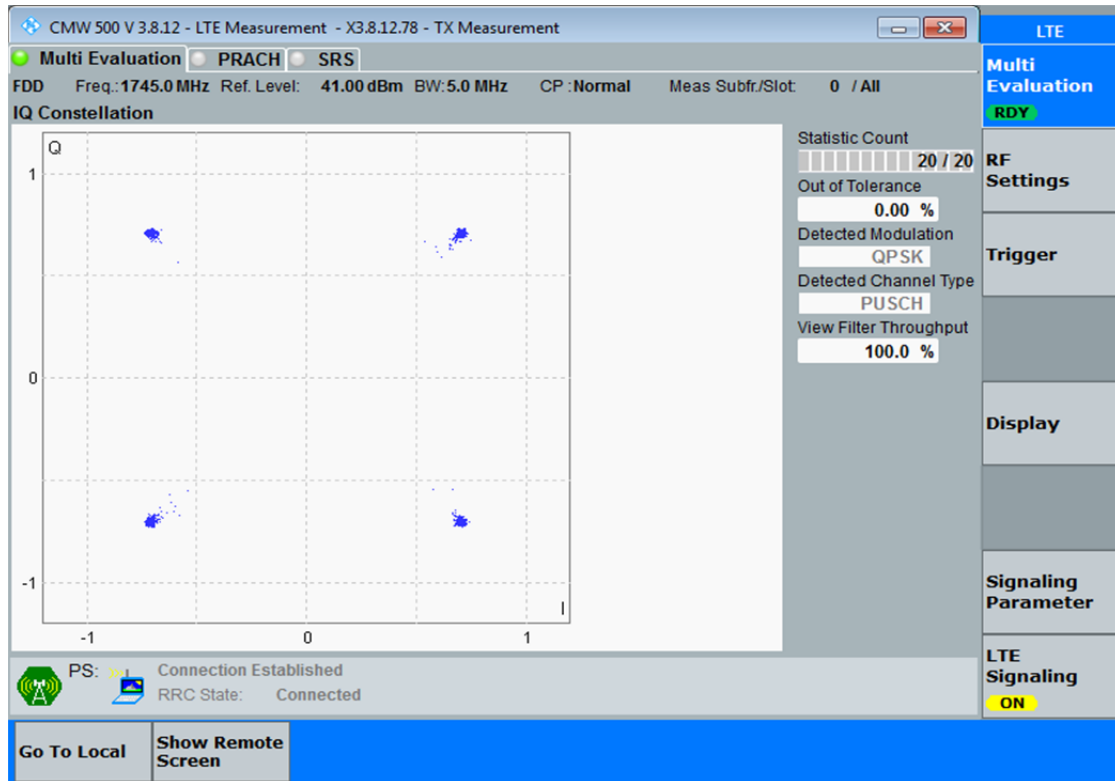
3 APPENDIX C: MODULATION CHARACTERISTICS

3.1 TEST PLOTS

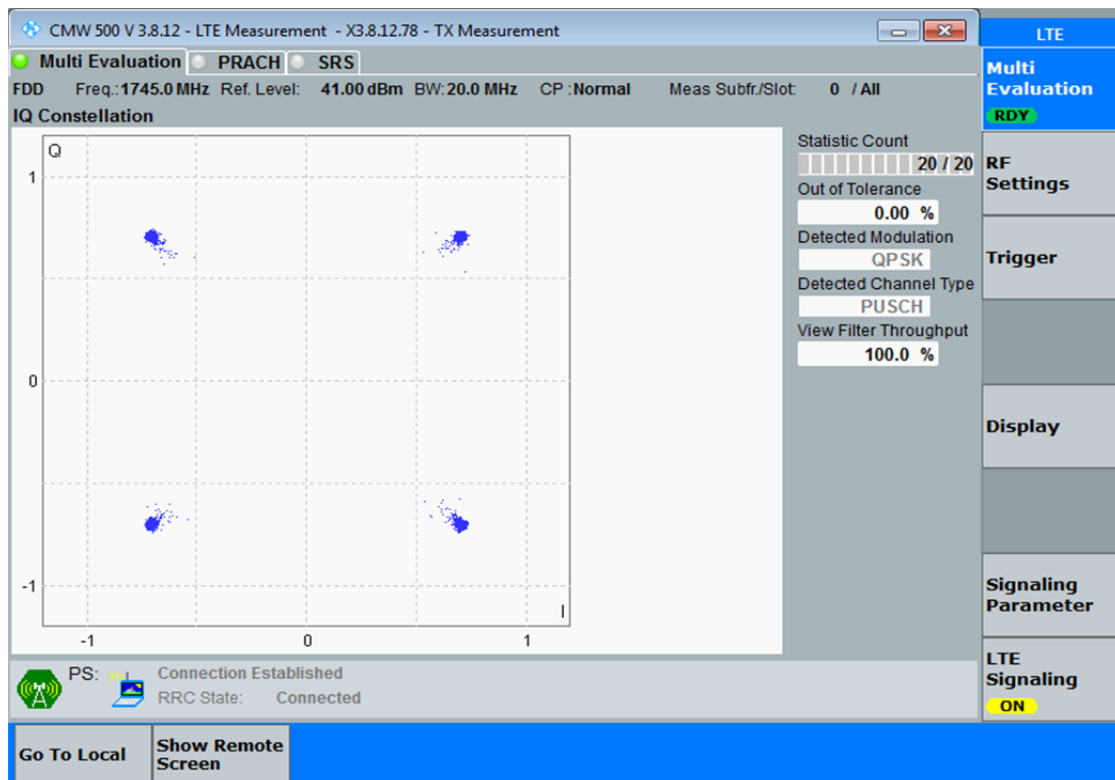
3.1.1 TM1_1.4MHZ_MCH_RB6#0



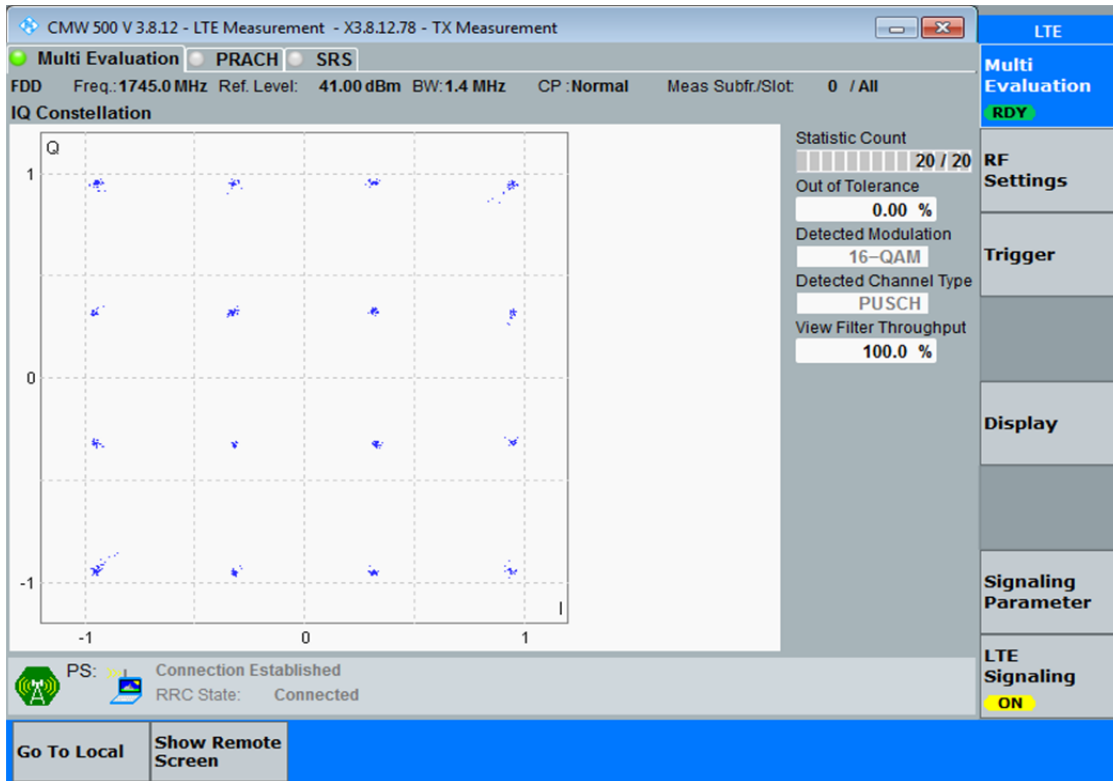
3.1.2 TM1_5MHZ_MCH_RB25#0



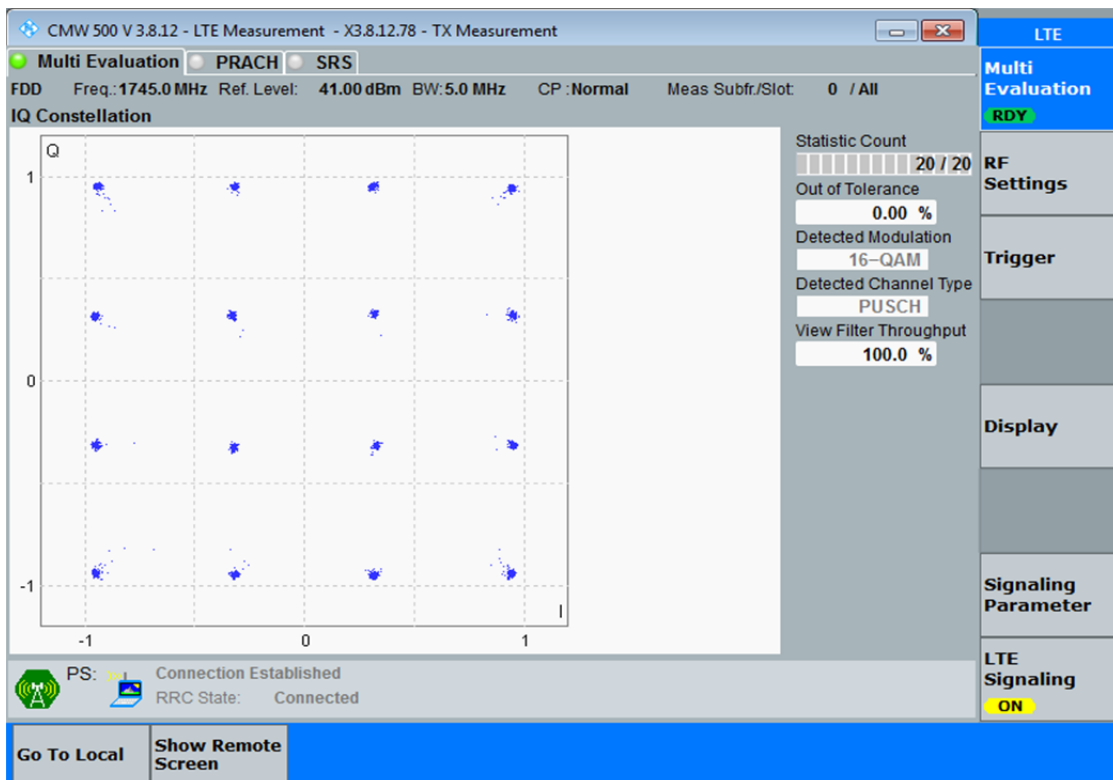
3.1.3 TM1_20MHZ_MCH_RB100#0



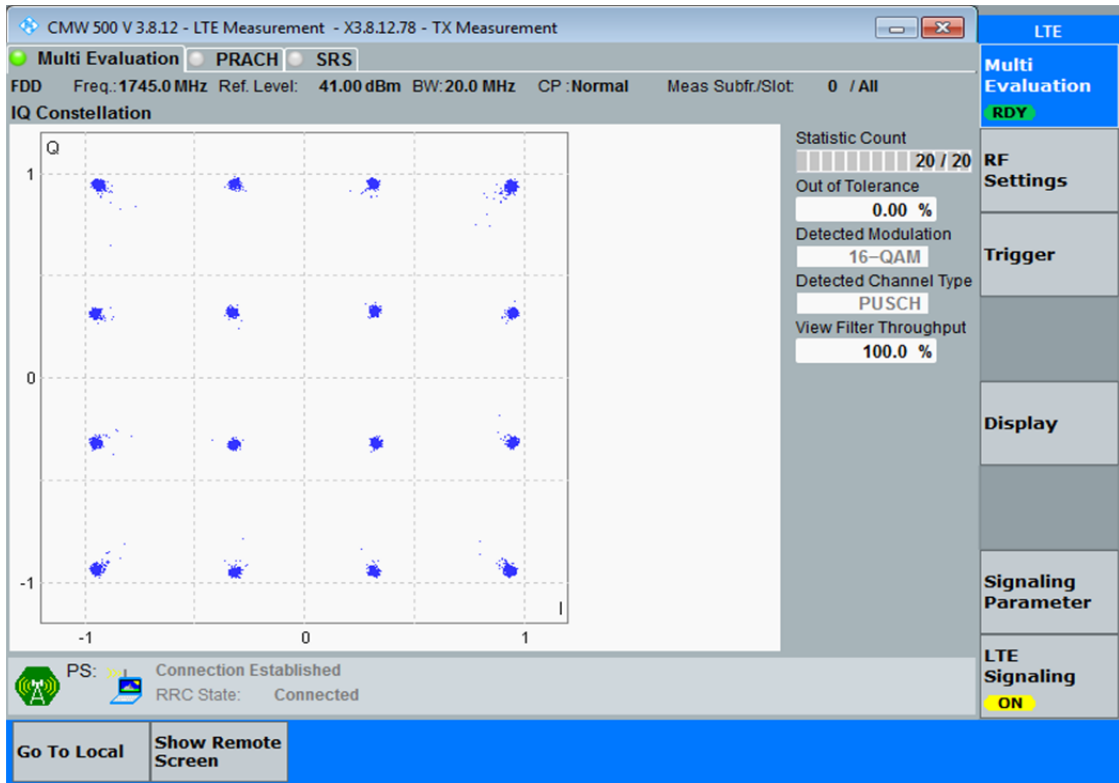
3.1.4 TM2_1.4MHZ_MCH_RB6#0



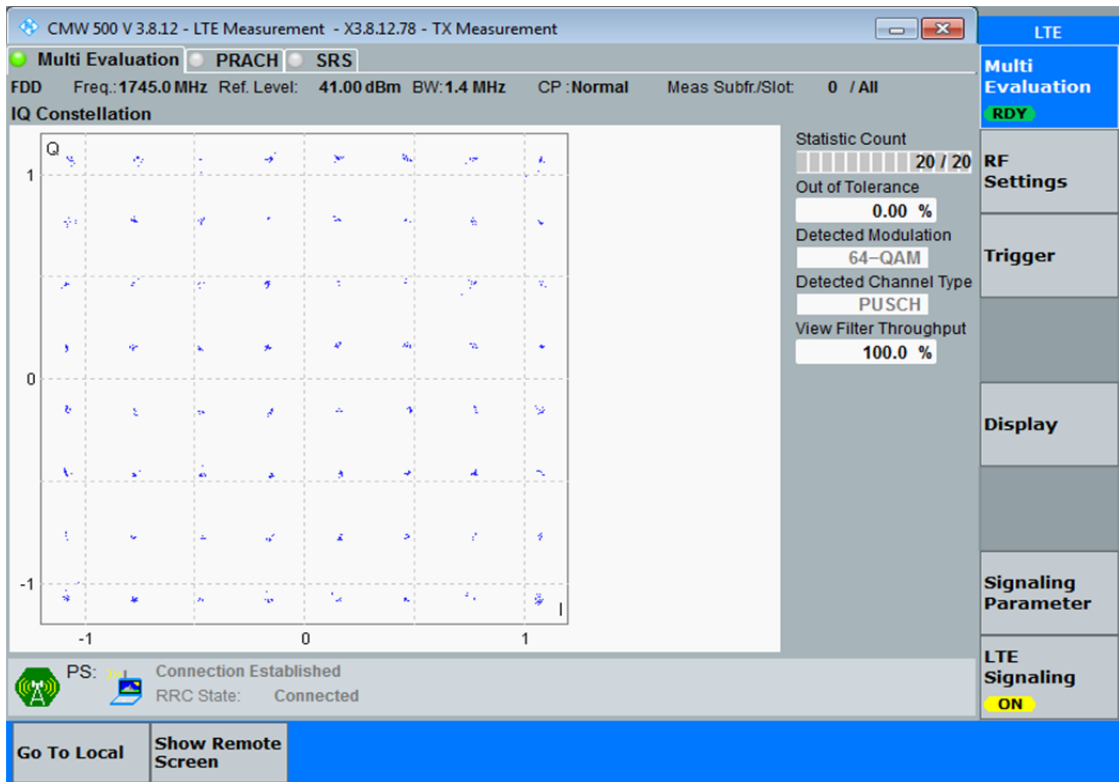
3.1.5 TM2_5MHZ_MCH_RB25#0



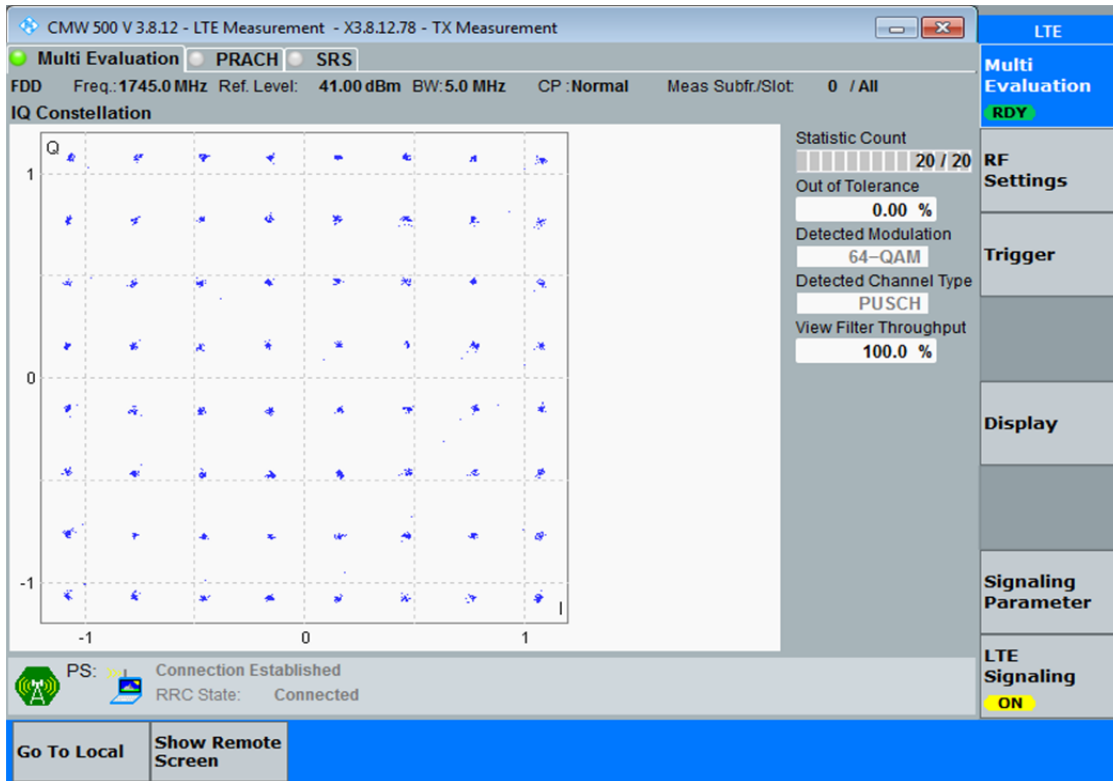
3.1.6 TM2_20MHZ_MCH_RB100#0



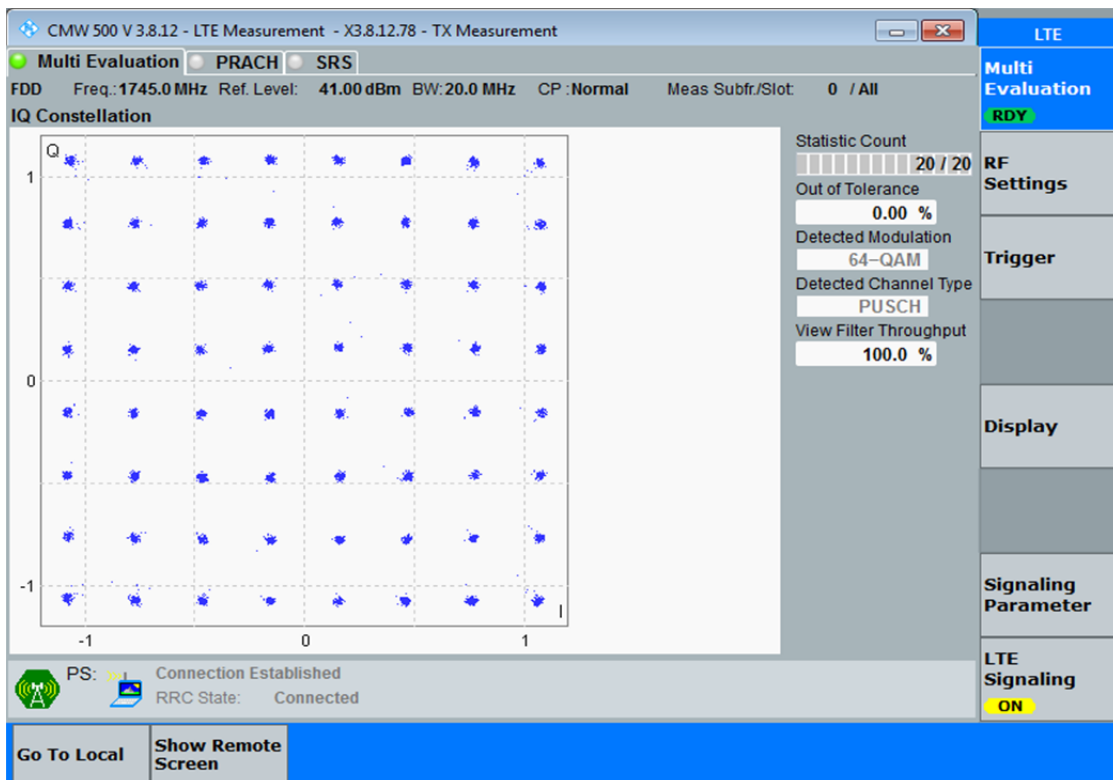
3.1.7 TM3_1.4MHZ_MCH_RB6#0



3.1.8 TM3_5MHZ_MCH_RB25#0



3.1.9 TM3_20MHZ_MCH_RB100#0



4 APPENDIX D: OCCUPIED BANDWIDTH

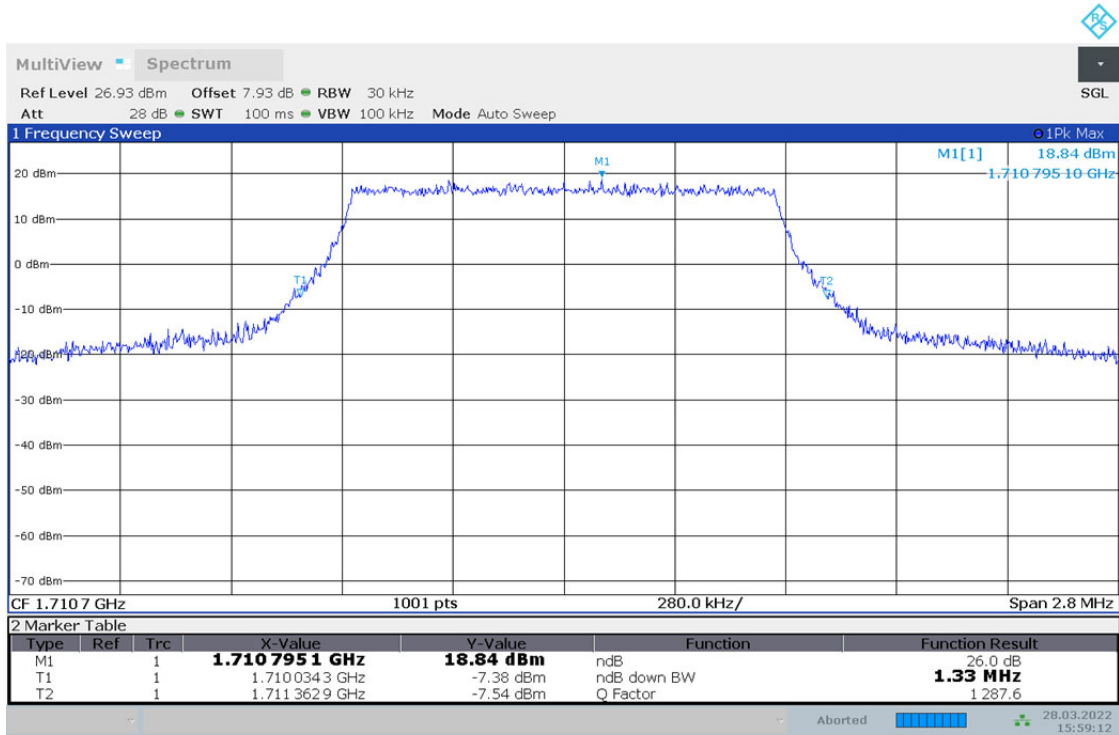
4.1 TEST RESULTS

Occupied Bandwidth							
Test Mode	Test Bandwidth [MHz]	Test Channel	Test RB	Modulation	Occupied Bandwidth [MHz]	Emission Bandwidth [MHz]	Verdict
TM1	1.4	LCH	RB6#0	QPSK	1.10	1.33	PASS
		MCH	RB6#0	QPSK	1.11	1.35	PASS
		HCH	RB6#0	QPSK	1.11	1.35	PASS
	3	LCH	RB15#0	QPSK	2.71	3.04	PASS
		MCH	RB15#0	QPSK	2.70	3.04	PASS
		HCH	RB15#0	QPSK	2.70	3.04	PASS
	5	LCH	RB25#0	QPSK	4.53	5.17	PASS
		MCH	RB25#0	QPSK	4.52	5.16	PASS
		HCH	RB25#0	QPSK	4.52	5.14	PASS
	10	LCH	RB50#0	QPSK	9.00	10.03	PASS
		MCH	RB50#0	QPSK	9.00	10.07	PASS
		HCH	RB50#0	QPSK	9.00	10.09	PASS
	15	LCH	RB75#0	QPSK	13.49	14.96	PASS
		MCH	RB75#0	QPSK	13.51	15.07	PASS
		HCH	RB75#0	QPSK	13.47	15.04	PASS
	20	LCH	RB100#0	QPSK	18.07	20.06	PASS
		MCH	RB100#0	QPSK	18.06	20.06	PASS
		HCH	RB100#0	QPSK	18.06	20.06	PASS

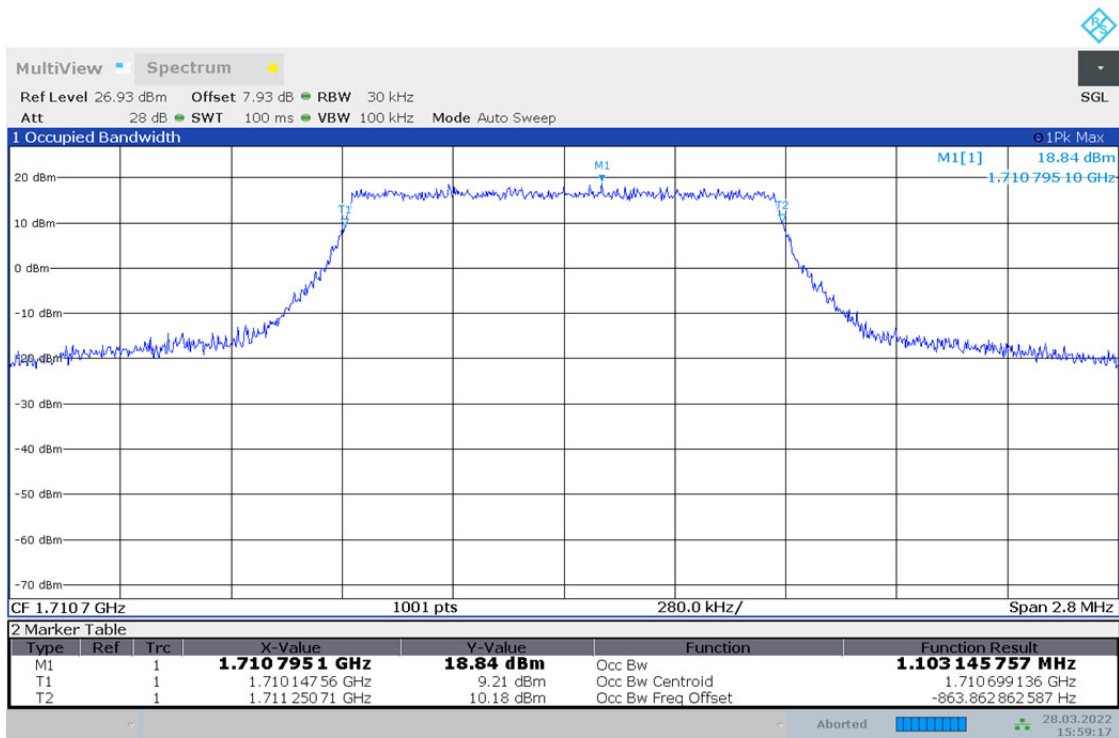
Occupied Bandwidth							
Test Mode	Test Bandwidth [MHz]	Test Channel	Test RB	Modulation	Occupied Bandwidth [MHz]	Emission Bandwidth [MHz]	Verdict
TM2	1.4	LCH	RB6#0	16QAM	1.11	1.36	PASS
		MCH	RB6#0	16QAM	1.11	1.38	PASS
		HCH	RB6#0	16QAM	1.11	1.34	PASS
	3	LCH	RB15#0	16QAM	2.70	3.02	PASS
		MCH	RB15#0	16QAM	2.70	3.06	PASS
		HCH	RB15#0	16QAM	2.71	3.06	PASS
	5	LCH	RB25#0	16QAM	4.52	5.13	PASS
		MCH	RB25#0	16QAM	4.52	5.09	PASS
		HCH	RB25#0	16QAM	4.52	5.12	PASS
	10	LCH	RB50#0	16QAM	9.01	10.05	PASS
		MCH	RB50#0	16QAM	9.01	10.09	PASS
		HCH	RB50#0	16QAM	9.02	10.09	PASS
	15	LCH	RB75#0	16QAM	13.52	15.02	PASS
		MCH	RB75#0	16QAM	13.52	15.07	PASS
		HCH	RB75#0	16QAM	13.50	15.04	PASS
20	LCH	RB100#0	16QAM	18.07	20.06	PASS	
	MCH	RB100#0	16QAM	18.09	20.02	PASS	
	HCH	RB100#0	16QAM	18.09	20.06	PASS	
TM3	1.4	LCH	RB6#0	64QAM	1.11	1.34	PASS
		MCH	RB6#0	64QAM	1.11	1.37	PASS
		HCH	RB6#0	64QAM	1.11	1.38	PASS
	3	LCH	RB15#0	64QAM	2.70	3.04	PASS
		MCH	RB15#0	64QAM	2.71	3.04	PASS
		HCH	RB15#0	64QAM	2.70	3.03	PASS
	5	LCH	RB25#0	64QAM	4.53	5.16	PASS
		MCH	RB25#0	64QAM	4.52	5.17	PASS
		HCH	RB25#0	64QAM	4.52	5.16	PASS
	10	LCH	RB50#0	64QAM	9.00	10.09	PASS
		MCH	RB50#0	64QAM	9.03	10.13	PASS
		HCH	RB50#0	64QAM	9.01	10.11	PASS
	15	LCH	RB75#0	64QAM	13.50	15.02	PASS
		MCH	RB75#0	64QAM	13.51	14.93	PASS
		HCH	RB75#0	64QAM	13.49	14.98	PASS
20	LCH	RB100#0	64QAM	18.06	20.06	PASS	
	MCH	RB100#0	64QAM	18.11	20.10	PASS	
	HCH	RB100#0	64QAM	18.09	20.10	PASS	

4.2 TEST PLOTS

4.2.1 TM1_1.4MHZ_LCH_RB6#0

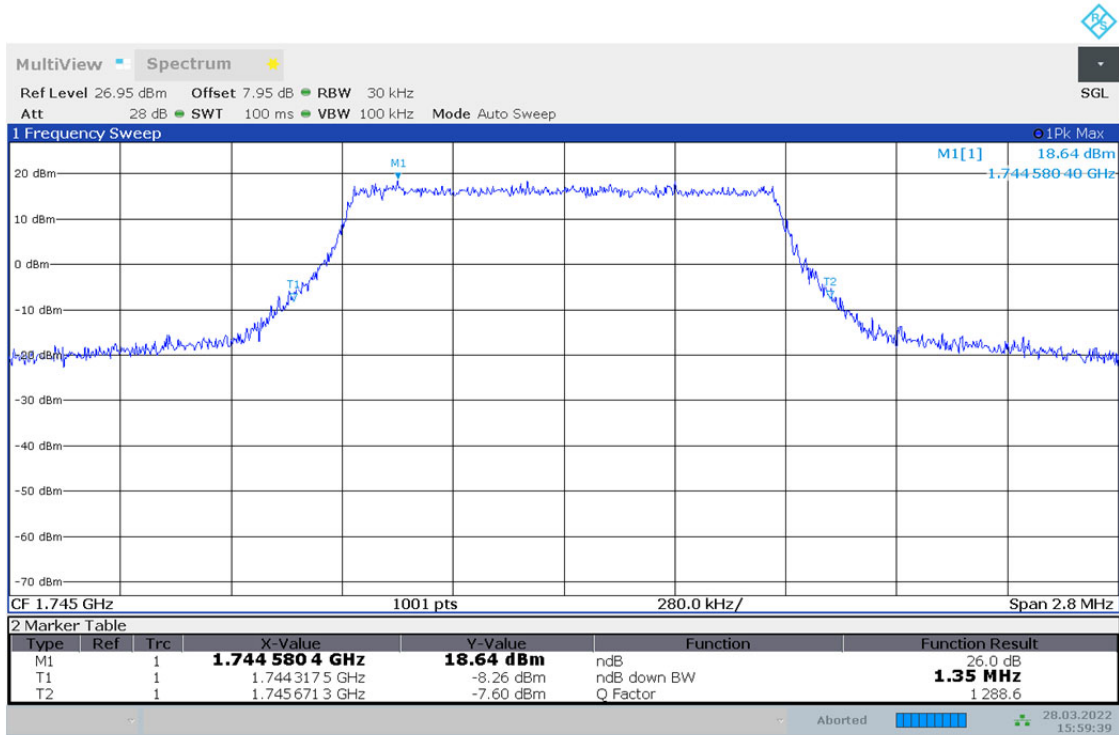


15:59:13 28.03.2022

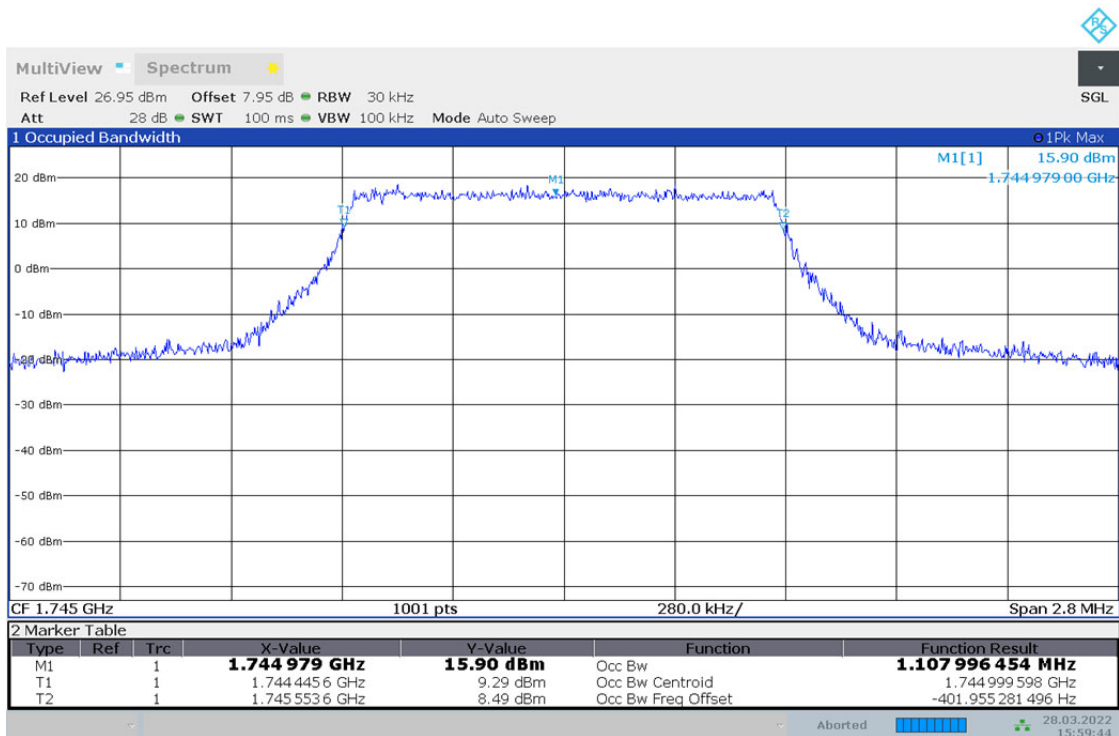


15:59:18 28.03.2022

4.2.2 TM1_1.4MHZ_MCH_RB6#0

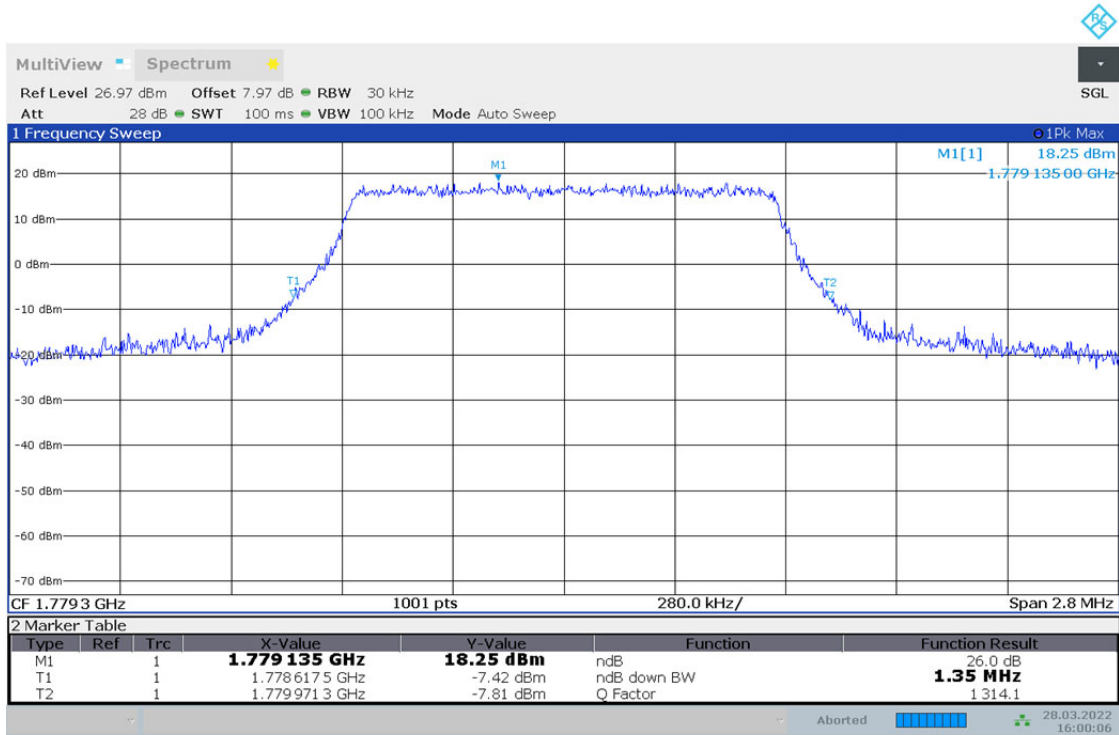


15:59:40 28.03.2022

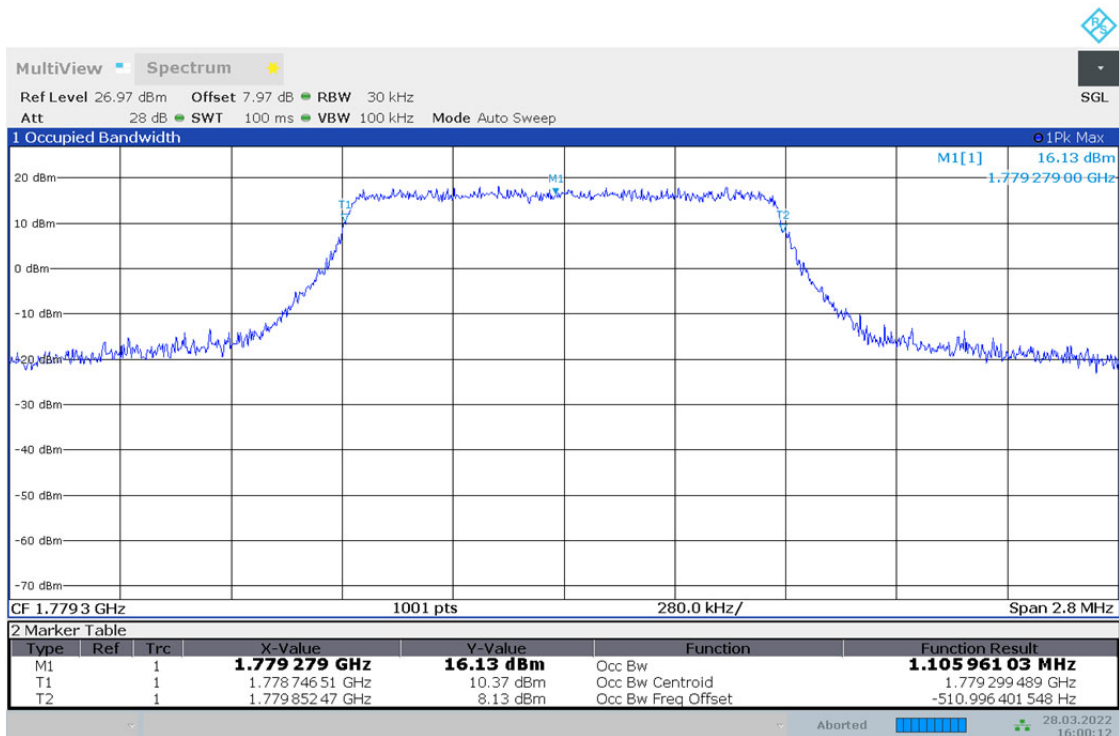


15:59:45 28.03.2022

4.2.3 TM1_1.4MHZ_HCH_RB6#0

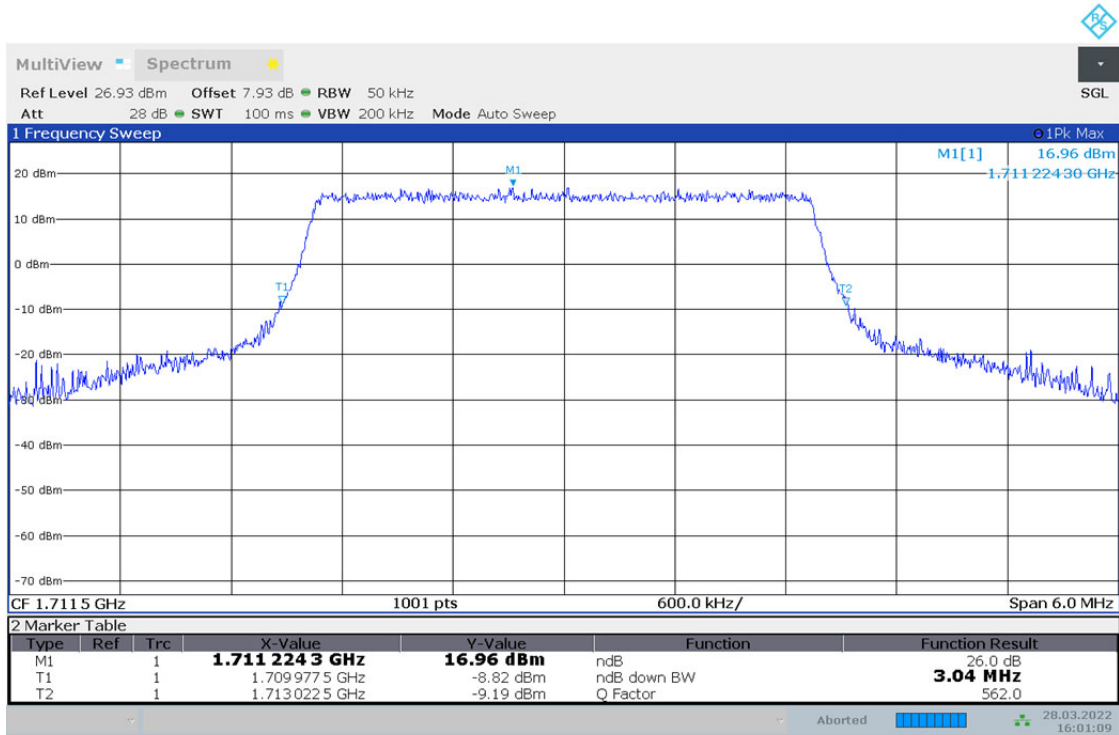


16:00:07 28.03.2022

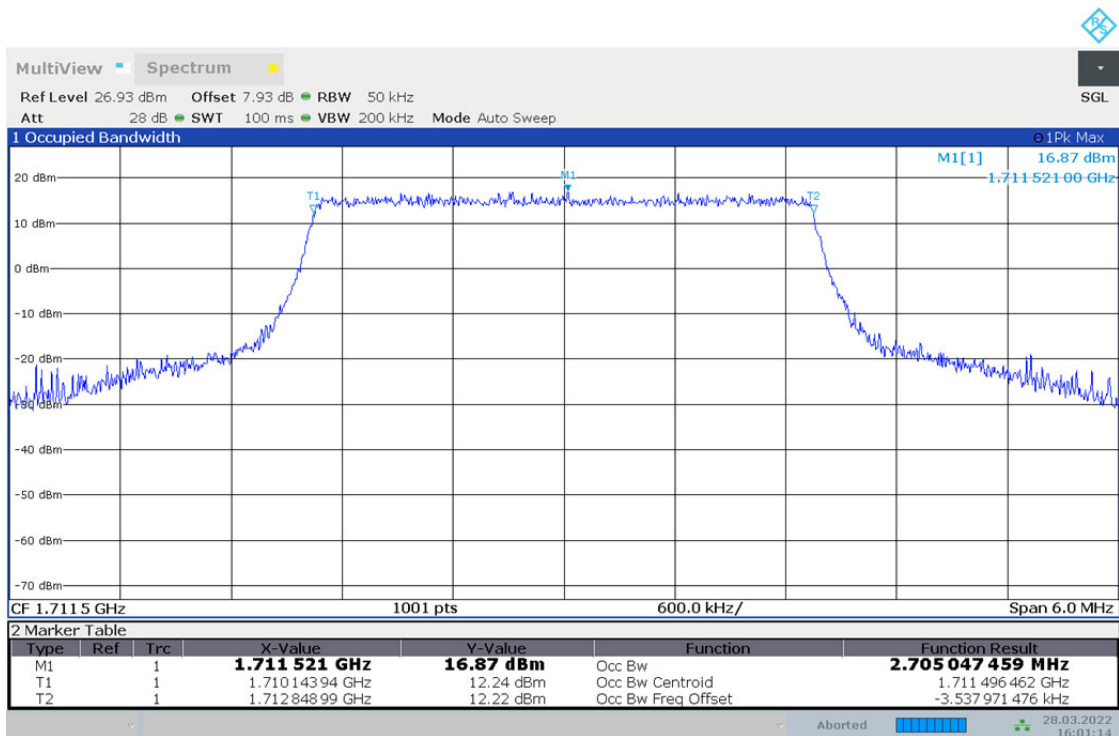


16:00:13 28.03.2022

4.2.4 TM1_3MHZ_LCH_RB15#0

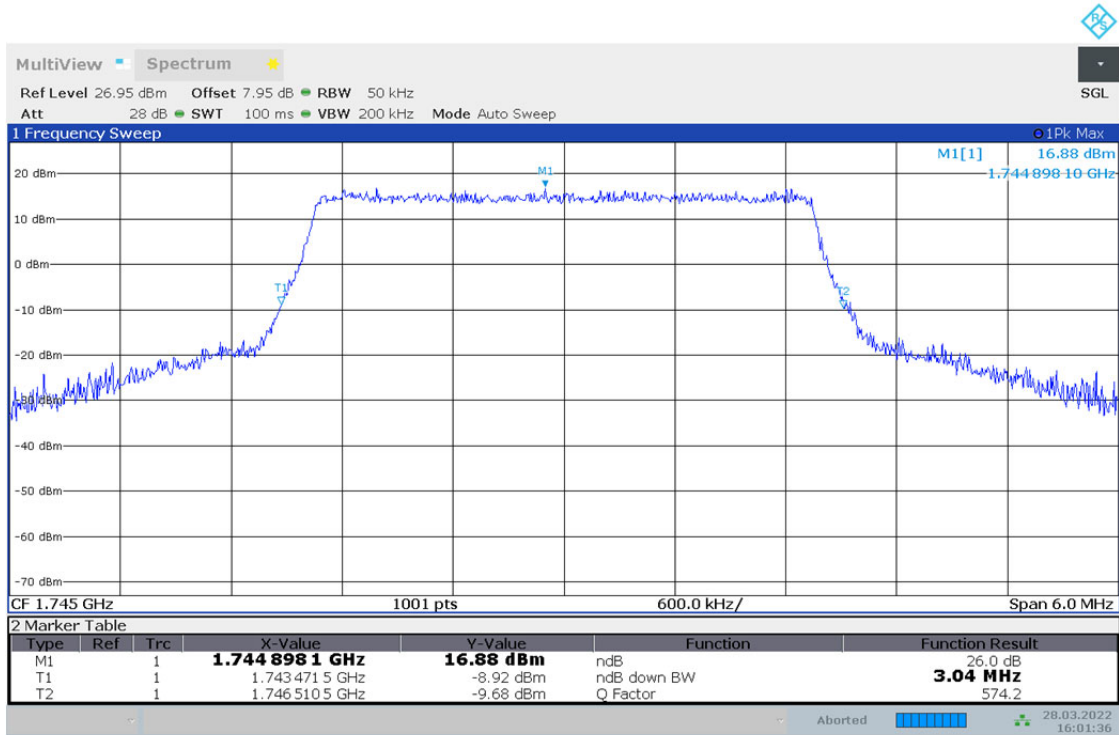


16:01:10 28.03.2022

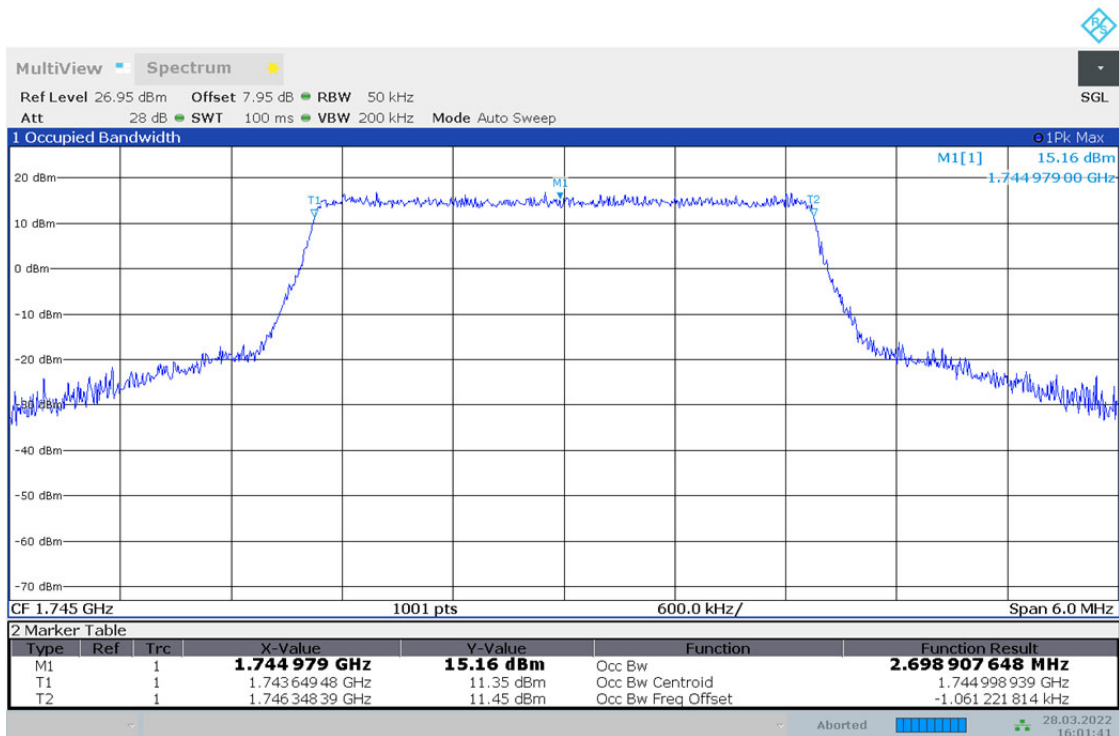


16:01:15 28.03.2022

4.2.5 TM1_3MHZ_MCH_RB15#0

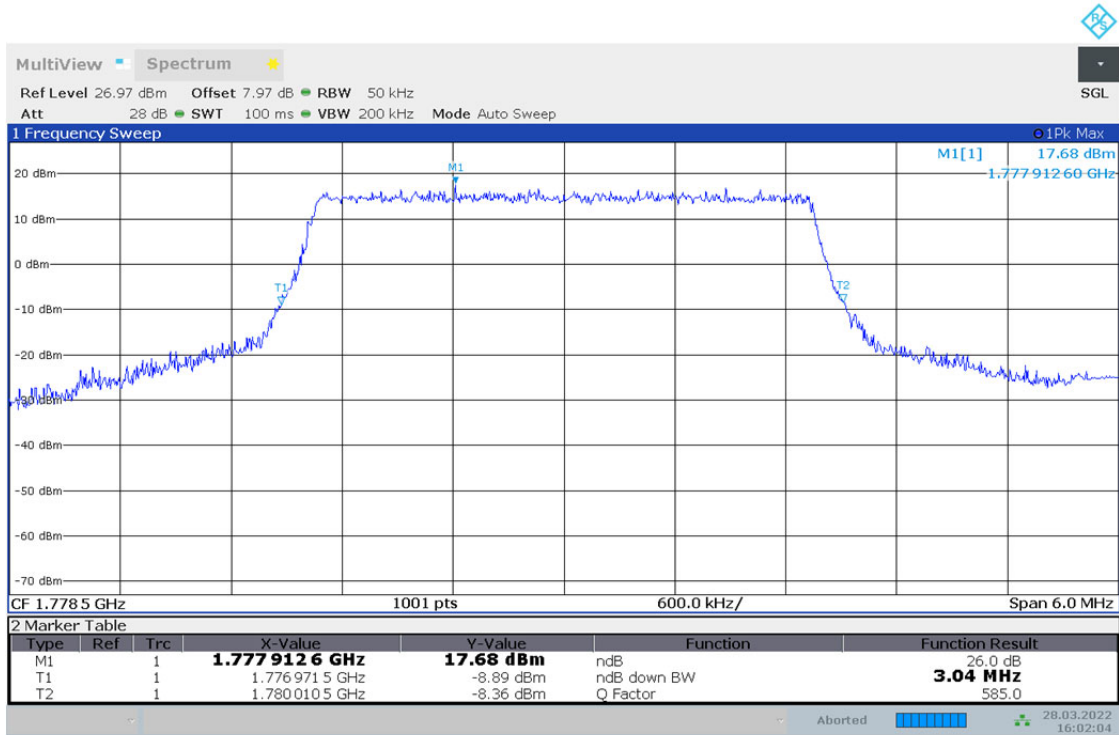


16:01:37 28.03.2022

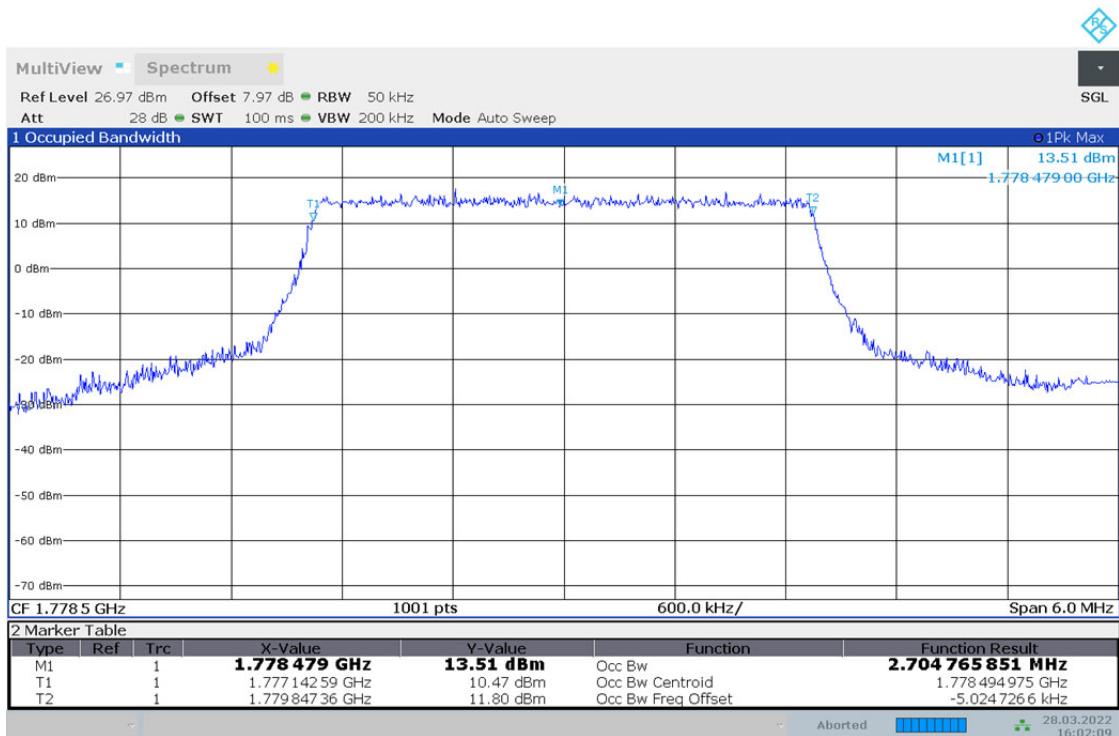


16:01:42 28.03.2022

4.2.6 TM1_3MHZ_HCH_RB15#0

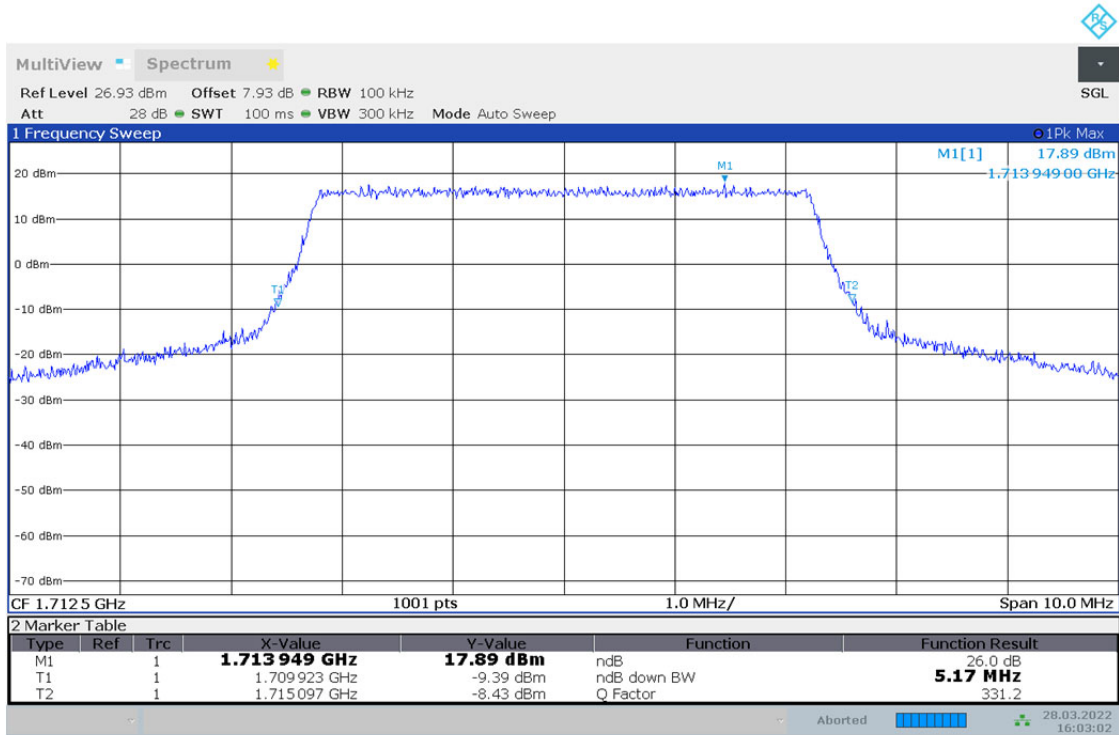


16:02:04 28.03.2022

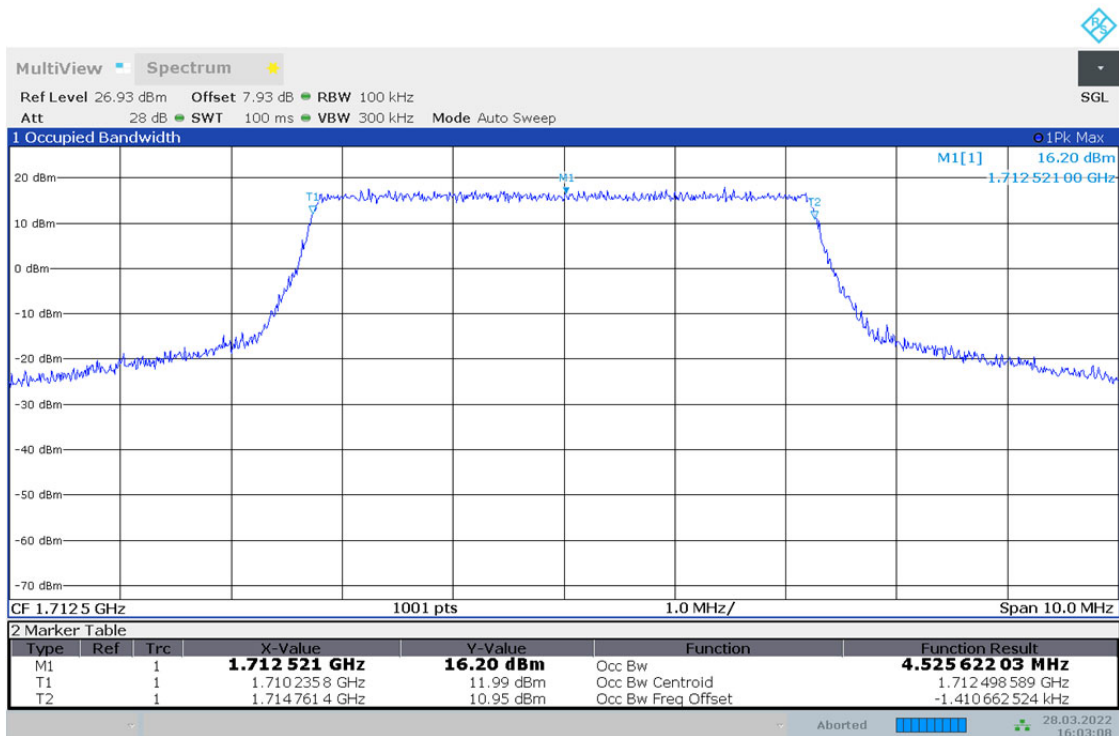


16:02:09 28.03.2022

4.2.7 TM1_5MHZ_LCH_RB25#0

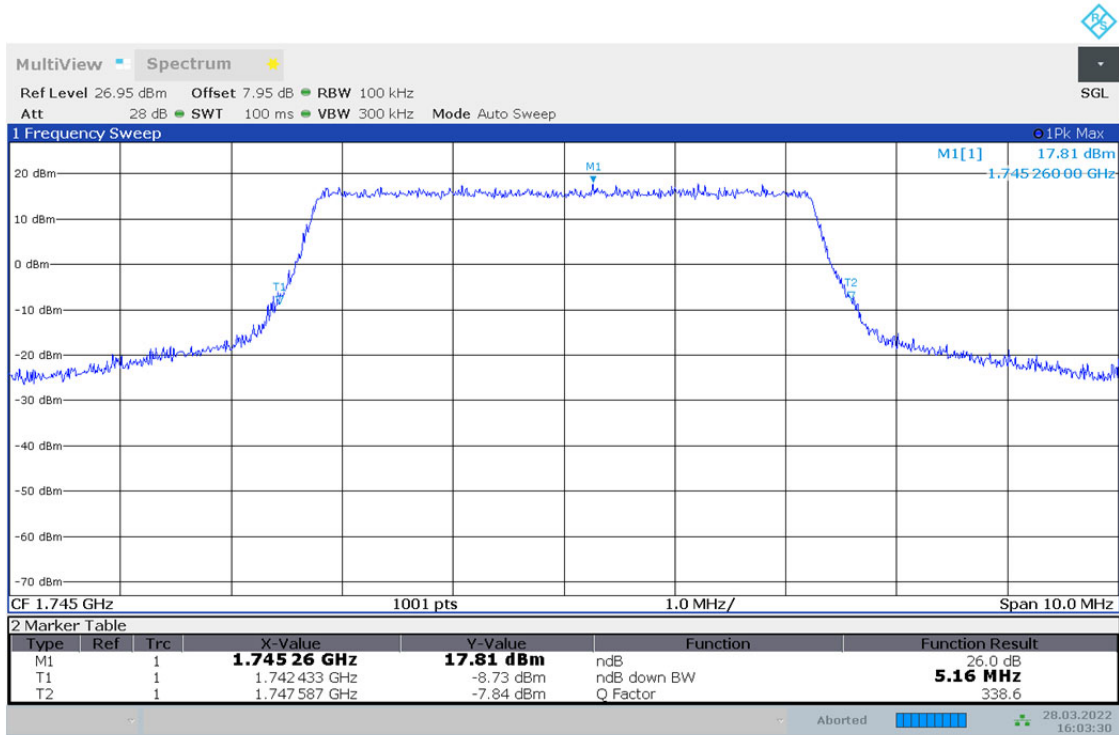


16:03:02 28.03.2022

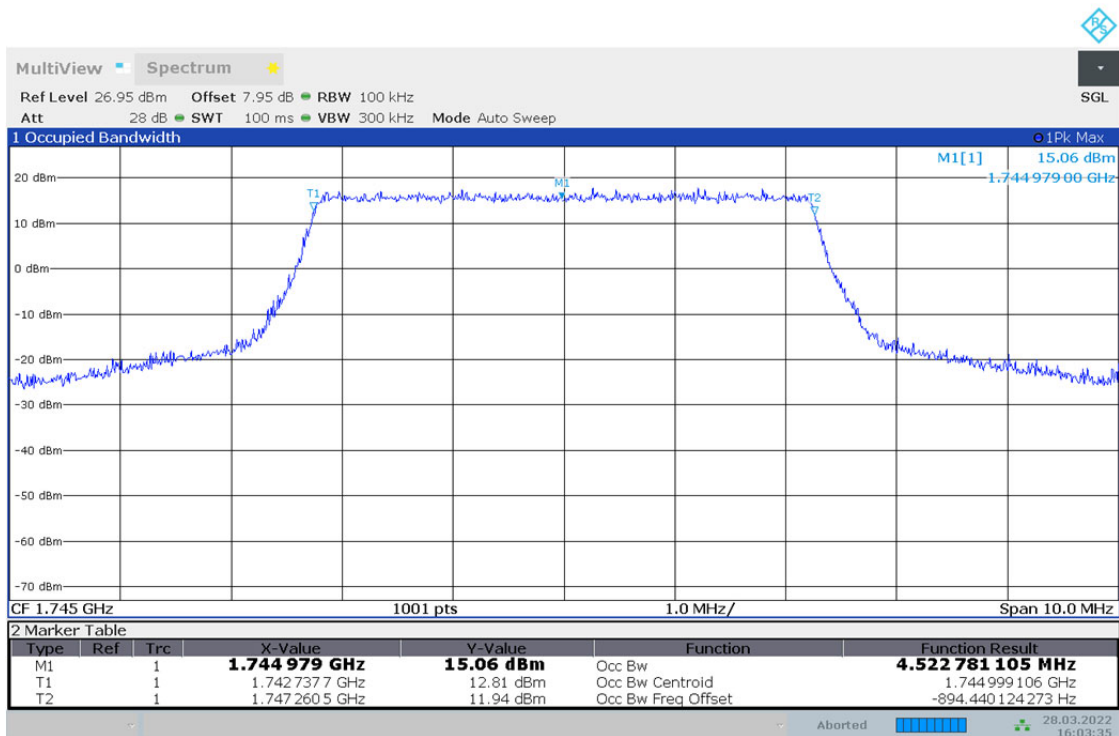


16:03:08 28.03.2022

4.2.8 TM1_5MHZ_MCH_RB25#0

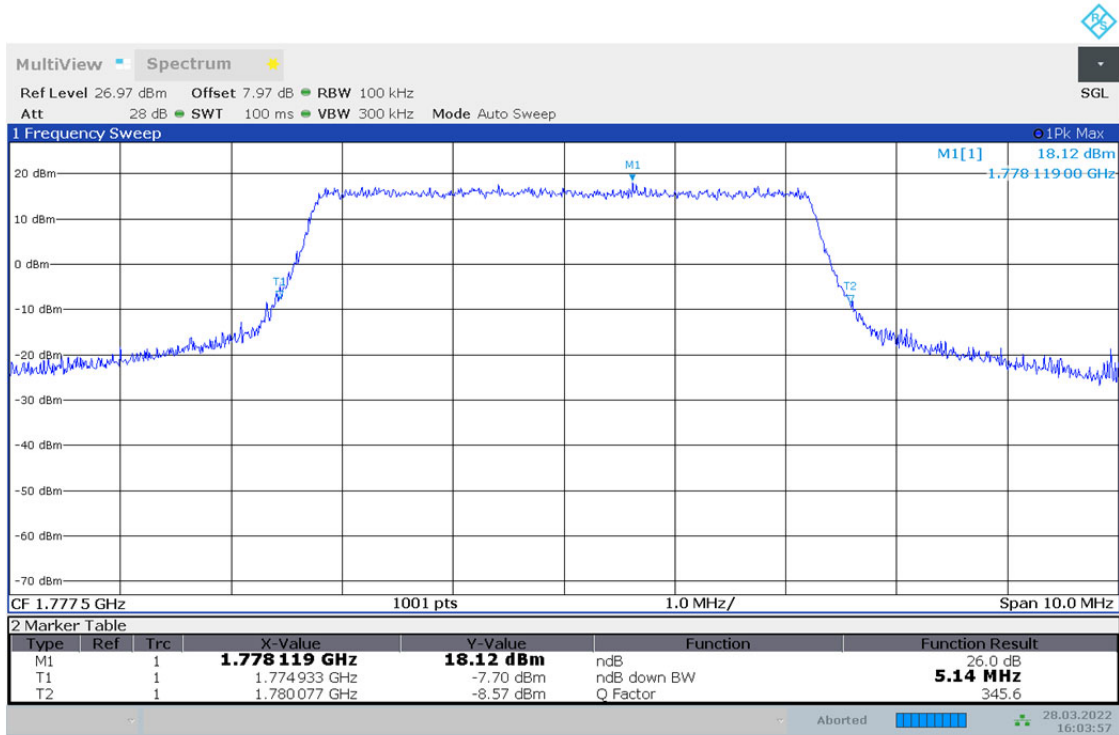


16:03:30 28.03.2022

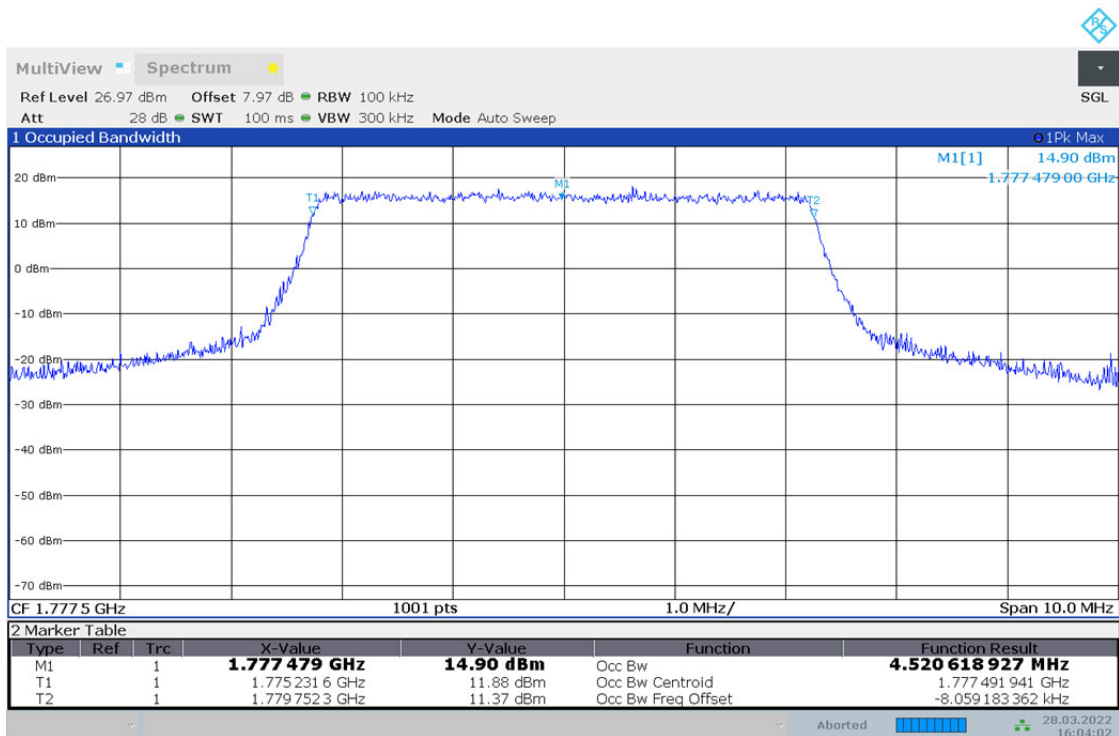


16:03:35 28.03.2022

4.2.9 TM1_5MHZ_HCH_RB25#0

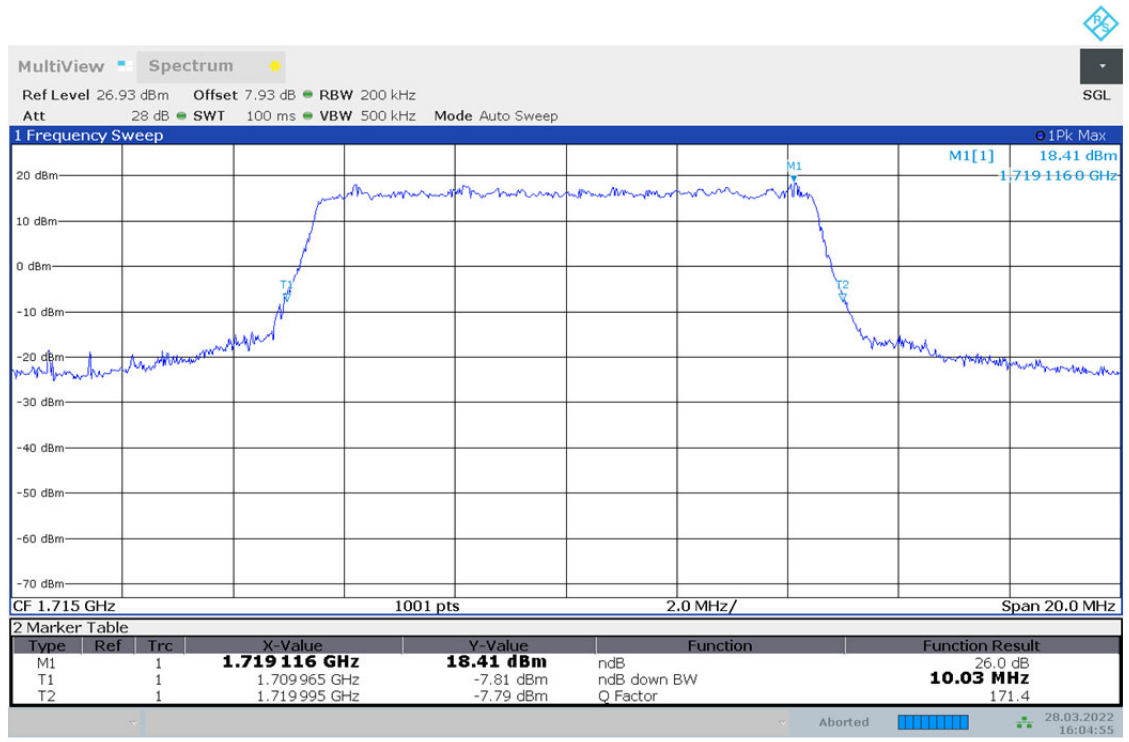


16:03:57 28.03.2022

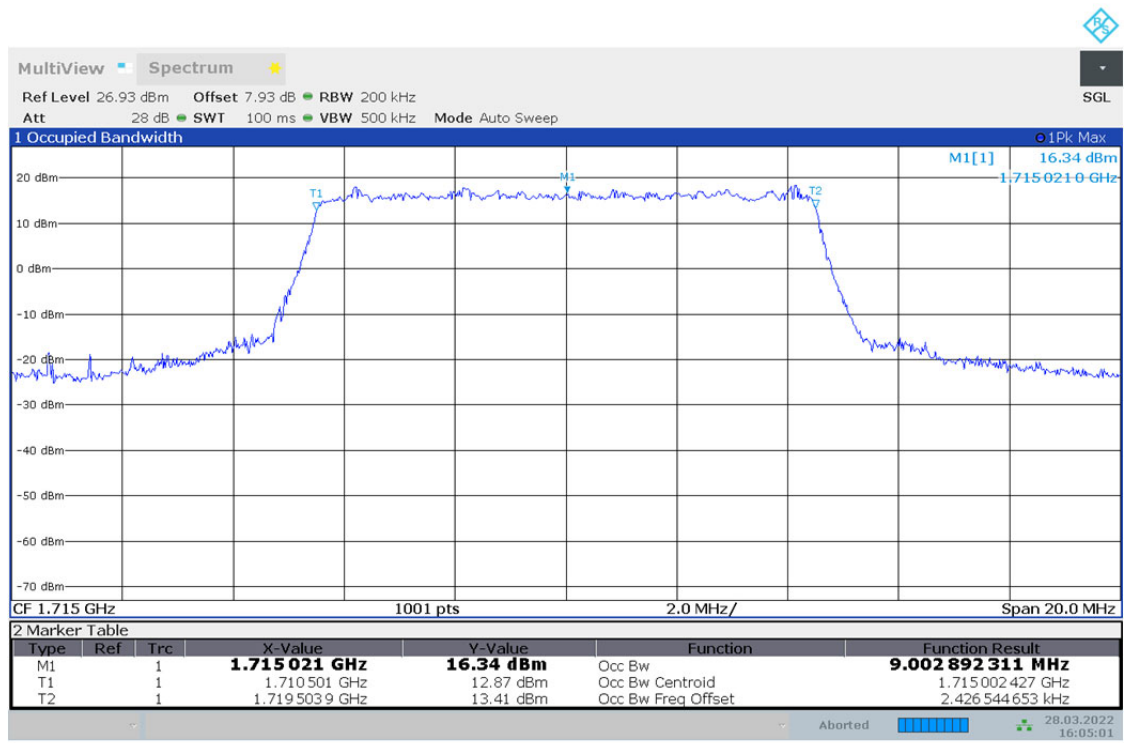


16:04:02 28.03.2022

4.2.10 TM1_10MHZ_LCH_RB50#0

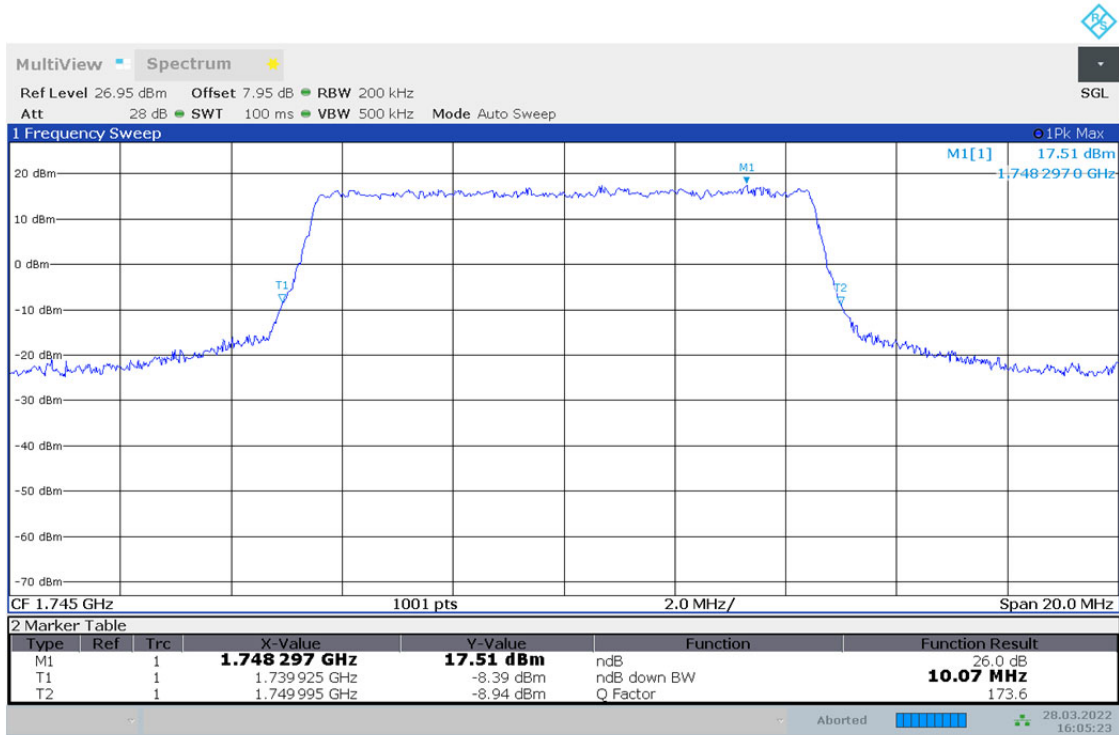


16:04:55 28.03.2022

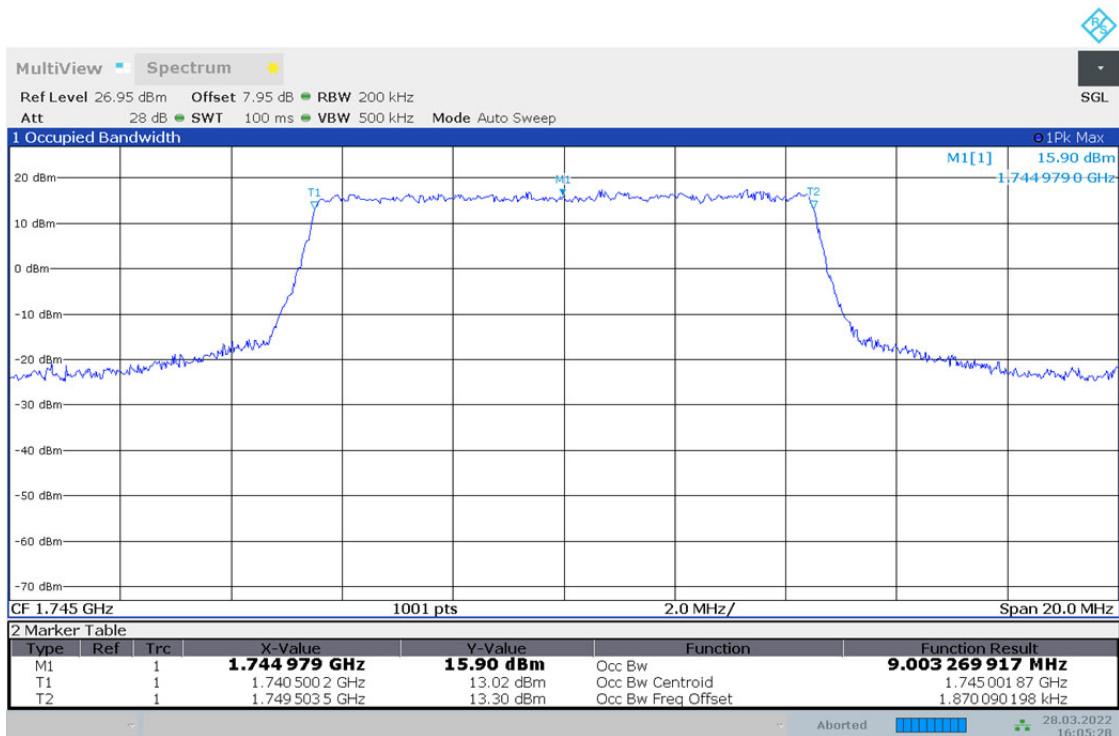


16:05:01 28.03.2022

4.2.11 TM1_10MHZ_MCH_RB50#0

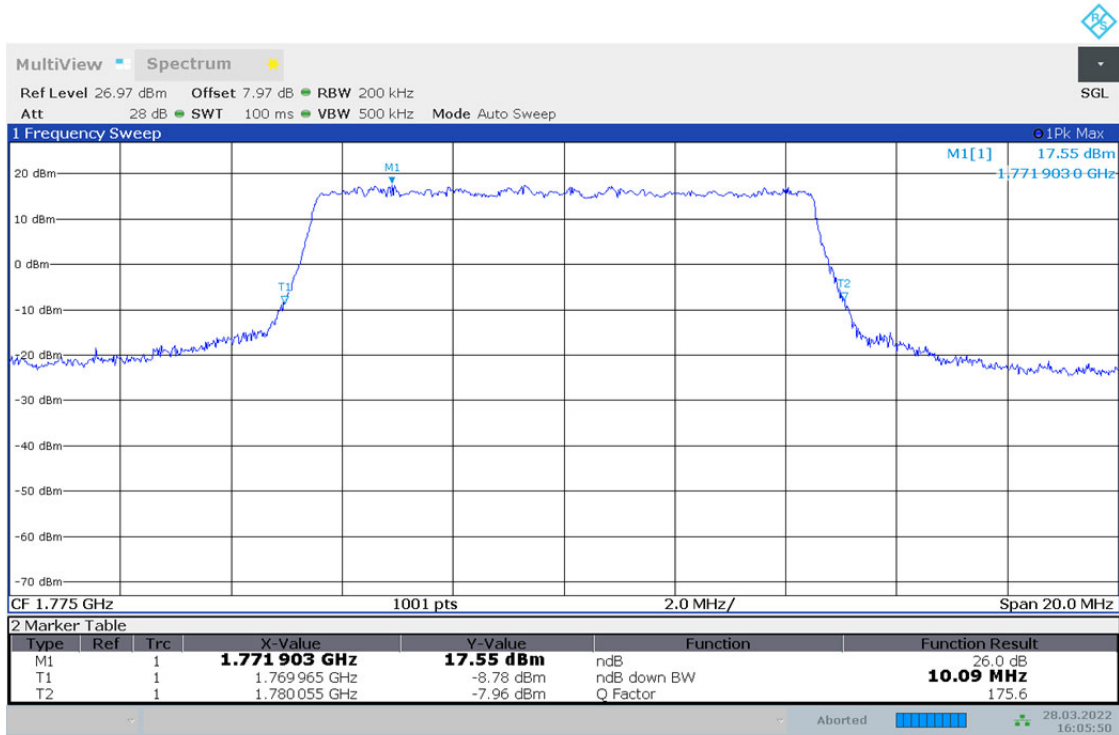


16:05:23 28.03.2022

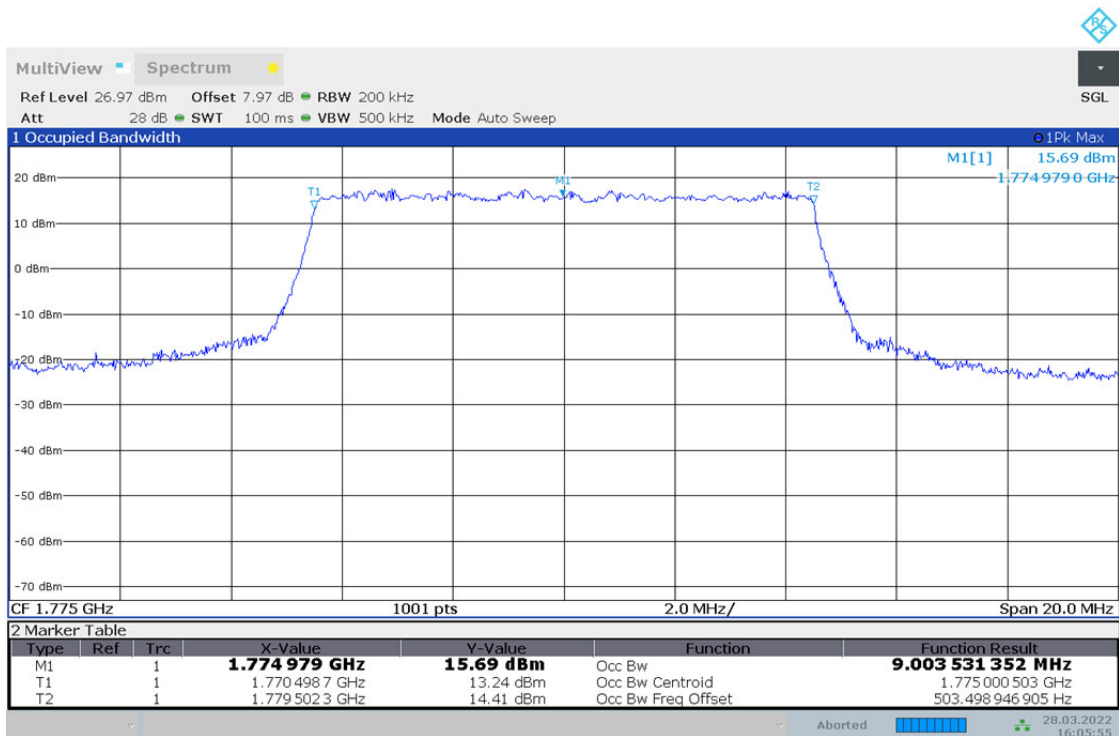


16:05:28 28.03.2022

4.2.12 TM1_10MHZ_HCH_RB50#0

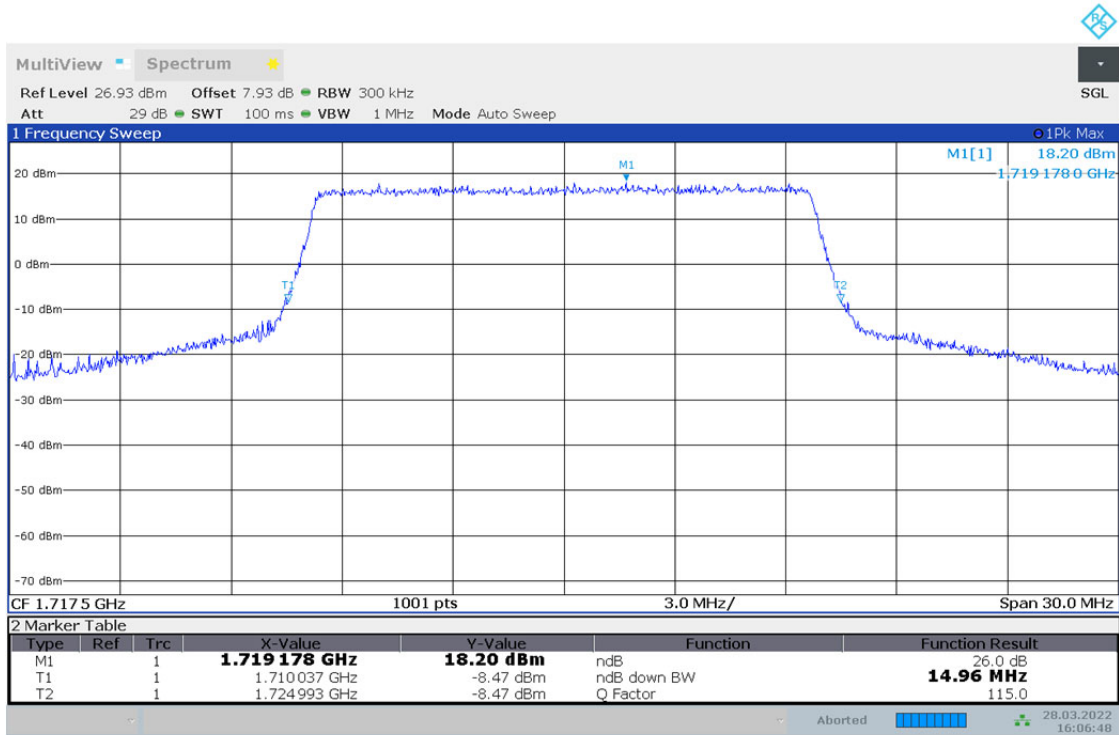


16:05:50 28.03.2022

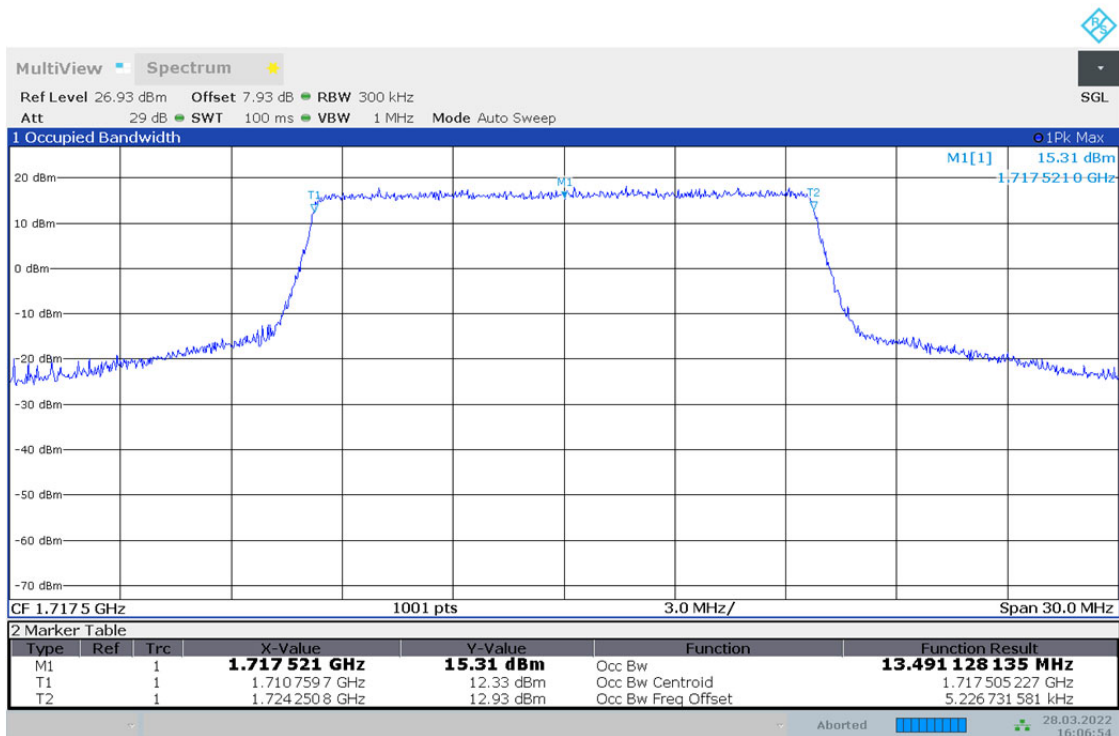


16:05:55 28.03.2022

4.2.13 TM1_15MHZ_LCH_RB75#0

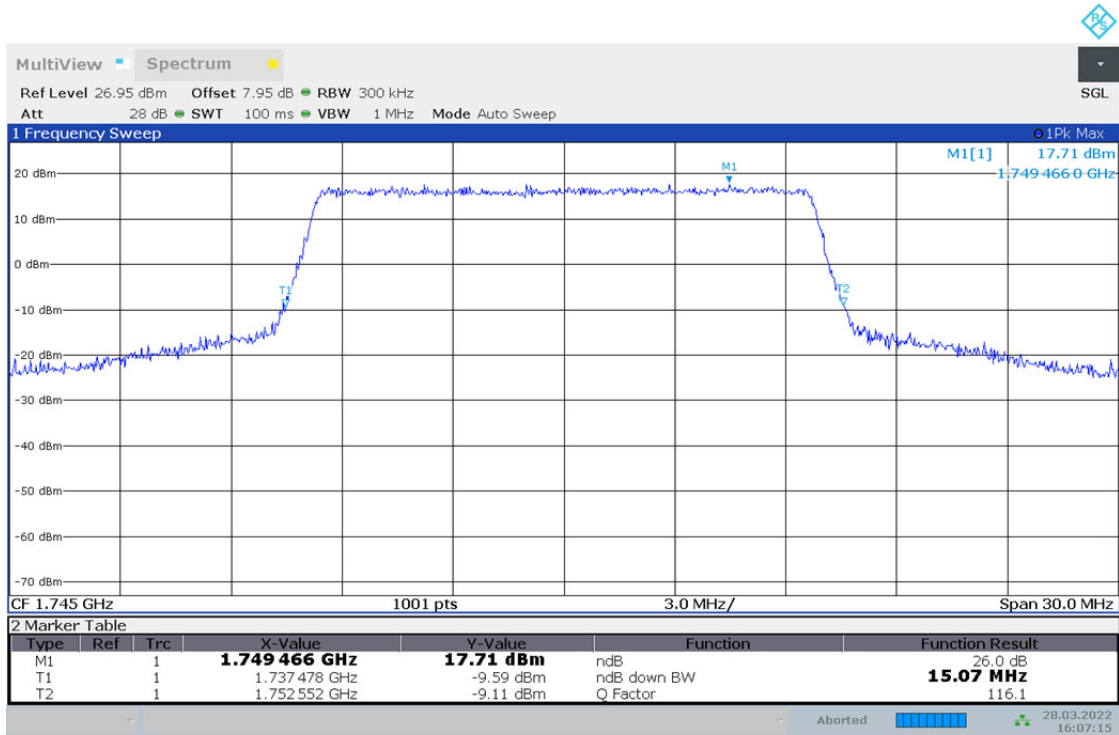


16:06:48 28.03.2022

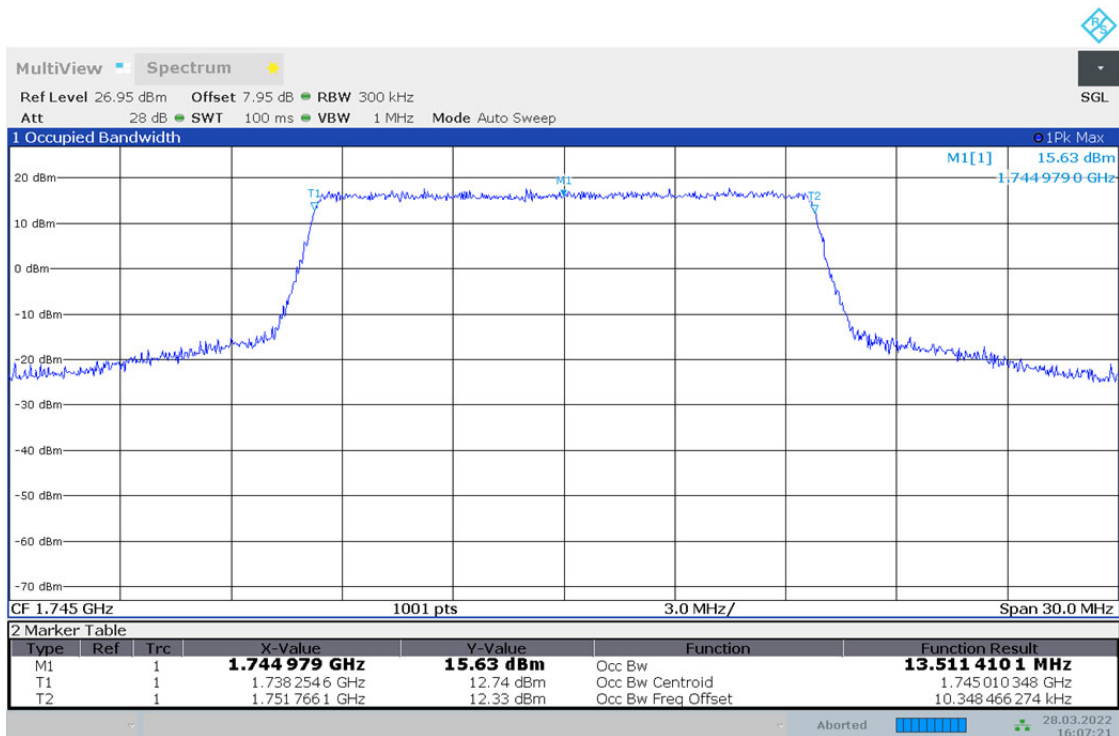


16:06:54 28.03.2022

4.2.14 TM1_15MHZ_MCH_RB75#0

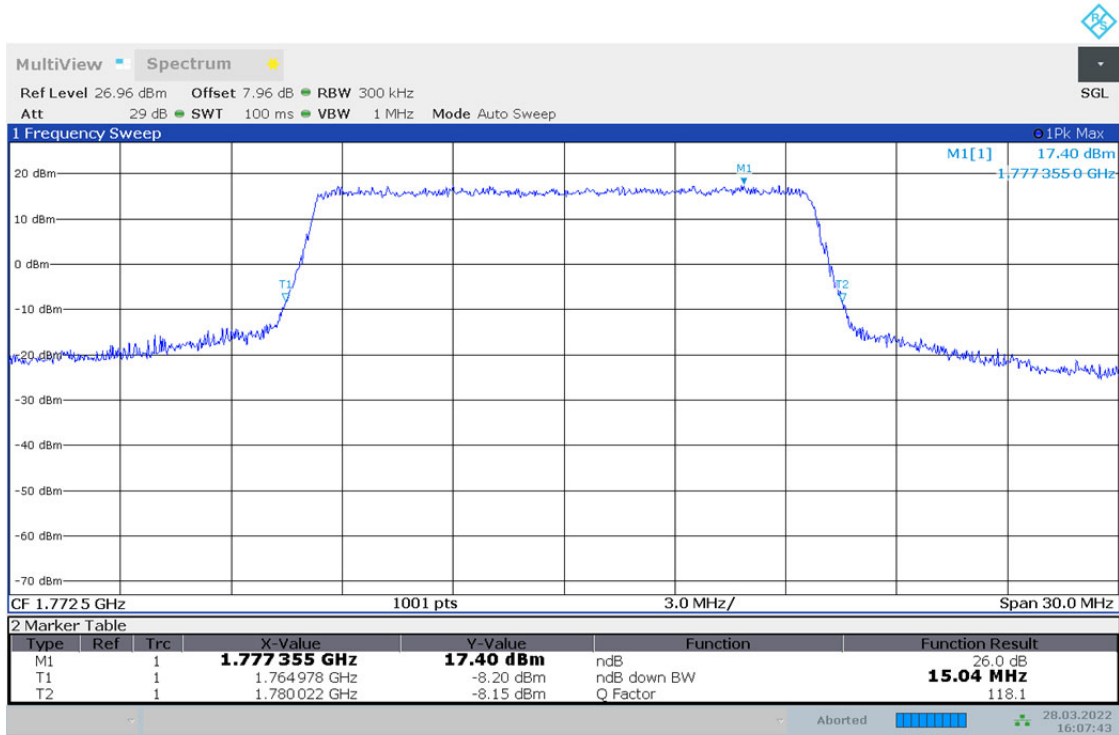


16:07:16 28.03.2022

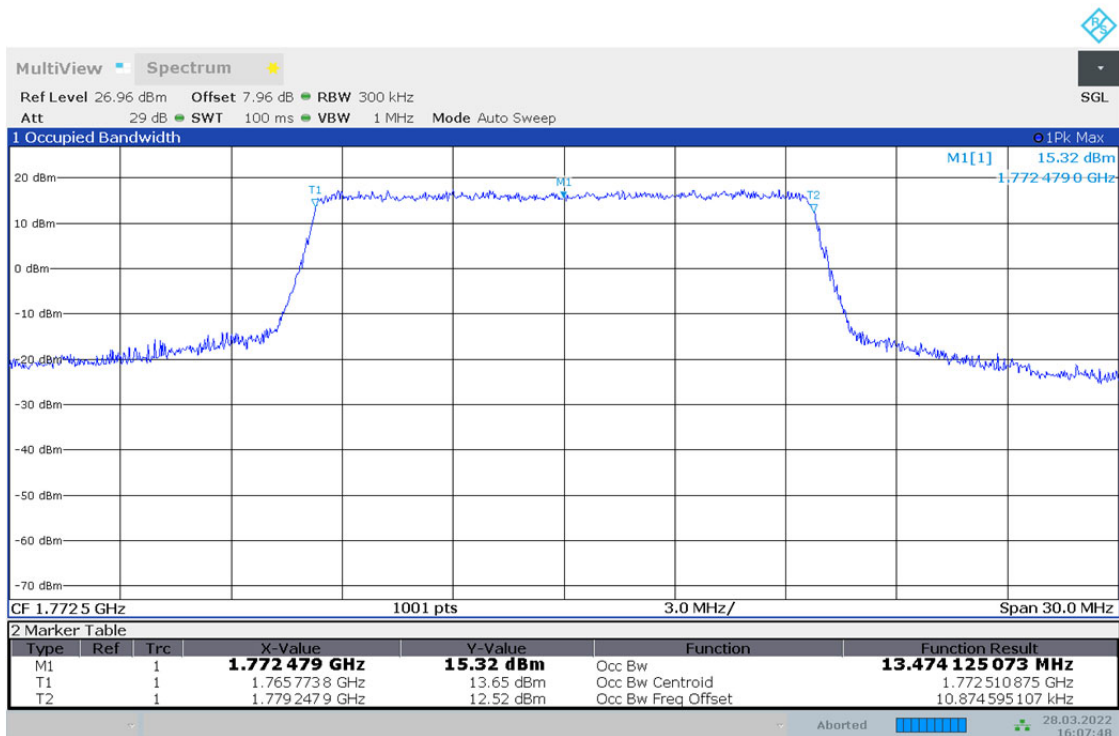


16:07:21 28.03.2022

4.2.15 TM1_15MHZ_HCH_RB75#0

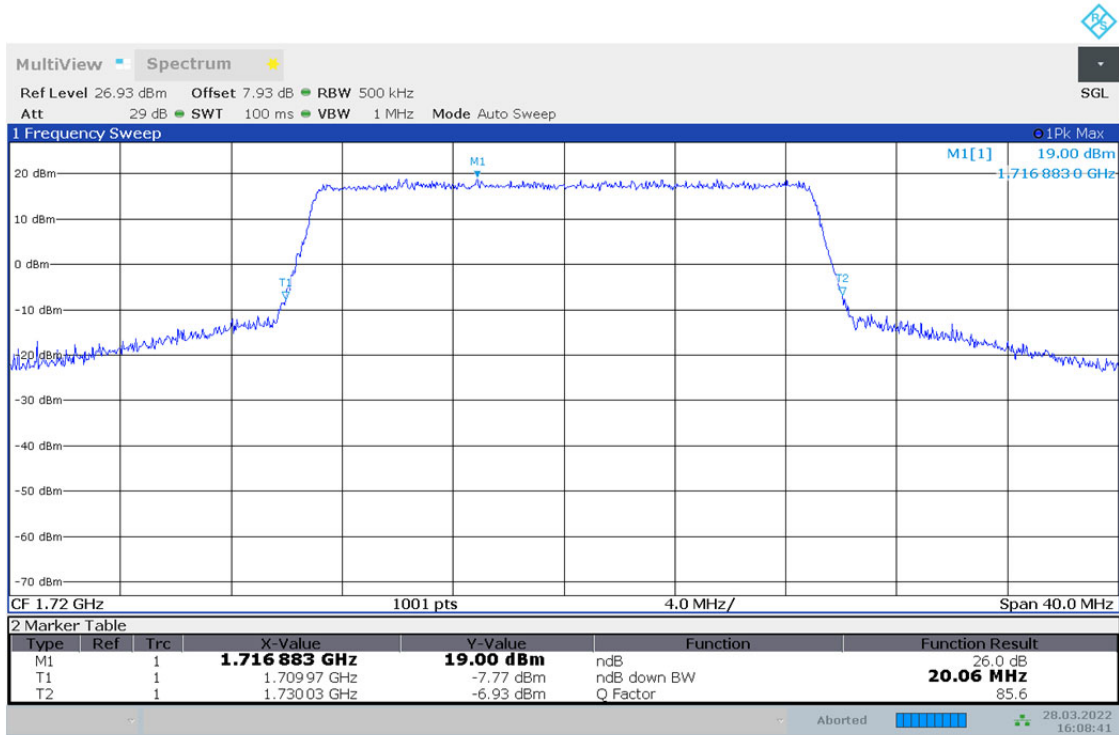


16:07:43 28.03.2022

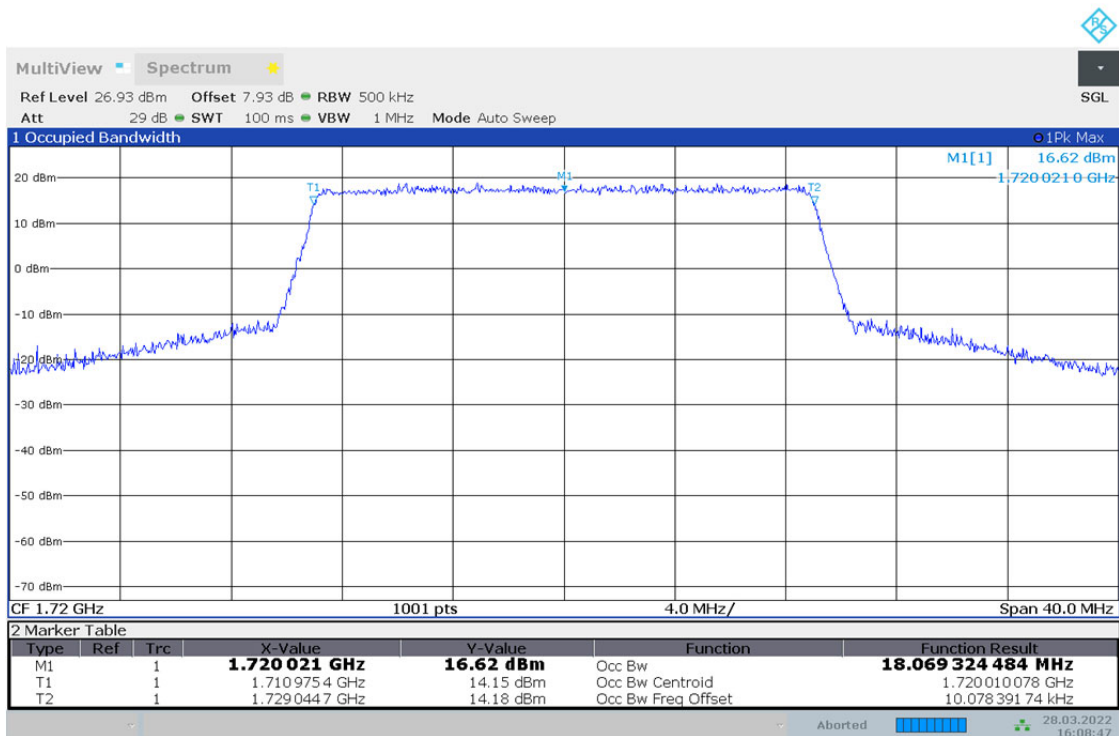


16:07:48 28.03.2022

4.2.16 TM1_20MHZ_LCH_RB100#0



16:08:41 28.03.2022



16:08:47 28.03.2022