

Appendix for LTE Band 13

Model: LGE-NX9

BTL-FCCP-3-2203G019

Table of Contents	Page
1 . APPENDIX A - EFFECTIVE (ISOTROPIC) RADIATED POWER OF TRANSMITTER	5
1.1 TEST RESULTS	5
2 . APPENDIX B - PEAK-TO-AVERAGE RATIO	6
2.1 TEST RESULTS	6
3 . APPENDIX C - MODULATION CHARACTERISTICS	7
3.1 TEST PLOTS	7
3.1.1 TM1_5MHZ_MCH_RB25#0	7
3.1.2 TM1_10MHZ_MCH_RB50#0	7
3.1.3 TM2_5MHZ_MCH_RB25#0	8
3.1.4 TM2_10MHZ_MCH_RB50#0	8
3.1.5 TM3_5MHZ_MCH_RB25#0	9
3.1.6 TM3_10MHZ_MCH_RB50#0	9
4 . APPENDIX D - OCCUPIED BANDWIDTH	10
4.1 TEST RESULTS	10
4.2 TEST PLOTS	11
4.2.1 TM1_5MHZ_LCH_RB25#0	11
4.2.2 TM1_5MHZ_MCH_RB25#0	12
4.2.3 TM1_5MHZ_HCH_RB25#0	13
4.2.4 TM1_10MHZ_LCH_RB50#0	14
4.2.5 TM1_10MHZ_MCH_RB50#0	15
4.2.6 TM1_10MHZ_HCH_RB50#0	16
4.2.7 TM2_5MHZ_LCH_RB25#0	17
4.2.8 TM2_5MHZ_MCH_RB25#0	18
4.2.9 TM2_5MHZ_HCH_RB25#0	19
4.2.10 TM2_10MHZ_LCH_RB50#0	20
4.2.11 TM2_10MHZ_MCH_RB50#0	21
4.2.12 TM2_10MHZ_HCH_RB50#0	22
4.2.13 TM3_5MHZ_LCH_RB25#0	23
4.2.14 TM3_5MHZ_MCH_RB25#0	24
4.2.15 TM3_5MHZ_HCH_RB25#0	25
4.2.16 TM3_10MHZ_LCH_RB50#0	26
4.2.17 TM3_10MHZ_MCH_RB50#0	27
4.2.18 TM3_10MHZ_HCH_RB50#0	28
5 . APPENDIX E - BAND EDGES COMPLIANCE	29
5.1 TEST RESULTS	29
5.2 TEST PLOTS	30
5.2.1 TM1_5MHZ_LCH_RB25#0	30
5.2.2 TM1_5MHZ_LCH_RB1#0	30

Table of Contents	Page
5.2.3 TM1_5MHZ_LCH_RB1#24	31
5.2.4 TM1_5MHZ_HCH_RB25#0	31
5.2.5 TM1_5MHZ_HCH_RB1#0	32
5.2.6 TM1_5MHZ_HCH_RB1#24	32
5.2.7 TM1_10MHZ_LCH_RB50#0	33
5.2.8 TM1_10MHZ_LCH_RB1#0	33
5.2.9 TM1_10MHZ_LCH_RB1#49	34
5.2.10 TM1_10MHZ_HCH_RB50#0	34
5.2.11 TM1_10MHZ_HCH_RB1#0	35
5.2.12 TM1_10MHZ_HCH_RB1#49	35
5.2.13 TM2_5MHZ_LCH_RB25#0	36
5.2.14 TM2_5MHZ_LCH_RB1#0	36
5.2.15 TM2_5MHZ_LCH_RB1#24	37
5.2.16 TM2_5MHZ_HCH_RB25#0	37
5.2.17 TM2_5MHZ_HCH_RB1#0	38
5.2.18 TM2_5MHZ_HCH_RB1#24	38
5.2.19 TM2_10MHZ_LCH_RB50#0	39
5.2.20 TM2_10MHZ_LCH_RB1#0	39
5.2.21 TM2_10MHZ_LCH_RB1#49	40
5.2.22 TM2_10MHZ_HCH_RB50#0	40
5.2.23 TM2_10MHZ_HCH_RB1#0	41
5.2.24 TM2_10MHZ_HCH_RB1#49	41
5.2.25 TM3_5MHZ_LCH_RB25#0	42
5.2.26 TM3_5MHZ_LCH_RB1#0	42
5.2.27 TM3_5MHZ_LCH_RB1#24	43
5.2.28 TM3_5MHZ_HCH_RB25#0	43
5.2.29 TM3_5MHZ_HCH_RB1#0	44
5.2.30 TM3_5MHZ_HCH_RB1#24	44
5.2.31 TM3_10MHZ_LCH_RB50#0	45
5.2.32 TM3_10MHZ_LCH_RB1#0	45
5.2.33 TM3_10MHZ_LCH_RB1#49	46
5.2.34 TM3_10MHZ_HCH_RB50#0	46
5.2.35 TM3_10MHZ_HCH_RB1#0	47
5.2.36 TM3_10MHZ_HCH_RB1#49	47
6 . APPENDIX F - SPURIOUS EMISSION AT ANTENNA TERMINAL	48
6.1 TEST RESULTS	48
6.2 TEST PLOTS	54
6.2.1 TM1_5MHZ_LCH_RB25#0	54
6.2.2 TM1_5MHZ_LCH_RB1#0	57
6.2.3 TM1_5MHZ_LCH_RB1#24	60
6.2.4 TM1_5MHZ_MCH_RB25#0	63
6.2.5 TM1_5MHZ_MCH_RB1#0	66
6.2.6 TM1_5MHZ_MCH_RB1#24	69
6.2.7 TM1_5MHZ_HCH_RB25#0	72

Table of Contents	Page
6.2.8 TM1_5MHZ_HCH_RB1#0	75
6.2.9 TM1_5MHZ_HCH_RB1#24	78
6.2.10 TM1_10MHZ_LCH_RB50#0	81
6.2.11 TM1_10MHZ_LCH_RB1#0	84
6.2.12 TM1_10MHZ_LCH_RB1#49	87
6.2.13 TM1_10MHZ_MCH_RB50#0	90
6.2.14 TM1_10MHZ_MCH_RB1#0	93
6.2.15 TM1_10MHZ_MCH_RB1#49	96
6.2.16 TM1_10MHZ_HCH_RB50#0	99
6.2.17 TM1_10MHZ_HCH_RB1#0	102
6.2.18 TM1_10MHZ_HCH_RB1#49	105
6.2.19 TM2_5MHZ_LCH_RB25#0	108
6.2.20 TM2_5MHZ_LCH_RB1#0	111
6.2.21 TM2_5MHZ_LCH_RB1#24	114
6.2.22 TM2_5MHZ_MCH_RB25#0	117
6.2.23 TM2_5MHZ_MCH_RB1#0	120
6.2.24 TM2_5MHZ_MCH_RB1#24	123
6.2.25 TM2_5MHZ_HCH_RB25#0	126
6.2.26 TM2_5MHZ_HCH_RB1#0	129
6.2.27 TM2_5MHZ_HCH_RB1#24	132
6.2.28 TM2_10MHZ_LCH_RB50#0	135
6.2.29 TM2_10MHZ_LCH_RB1#0	138
6.2.30 TM2_10MHZ_LCH_RB1#49	141
6.2.31 TM2_10MHZ_MCH_RB50#0	144
6.2.32 TM2_10MHZ_MCH_RB1#0	147
6.2.33 TM2_10MHZ_MCH_RB1#49	150
6.2.34 TM2_10MHZ_HCH_RB50#0	153
6.2.35 TM2_10MHZ_HCH_RB1#0	156
6.2.36 TM2_10MHZ_HCH_RB1#49	159
7 . APPENDIX G - FREQUENCY STABILITY	162
7.1 TEST RESULTS	162
7.1.1 FREQUENCY ERROR VS. VOLTAGE	162
7.1.2 FREQUENCY ERROR VS. TEMPERATURE	163

1. APPENDIX A - EFFECTIVE (ISOTROPIC) RADIATED POWER OF TRANSMITTER

1.1 TEST RESULTS

Effective (Isotropic) Radiated Power of Transmitter										
Test Mode	Test Bandwidth [MHz]	Test Channel	Test RB	Modulation	Measured [dBm]	Gain [dBi]	ERP [dBm]	Limit [dBm]	Verdict	
TM1	5	LCH	RB25#0	QPSK	23.22	-7.6	13.47	34.77	PASS	
			RB1#0	QPSK	24.20	-7.6	14.45	34.77	PASS	
			RB1#24	QPSK	24.18	-7.6	14.43	34.77	PASS	
		MCH	RB25#0	QPSK	23.10	-7.6	13.35	34.77	PASS	
			RB1#0	QPSK	24.24	-7.6	14.49	34.77	PASS	
			RB1#24	QPSK	24.10	-7.6	14.35	34.77	PASS	
		HCH	RB25#0	QPSK	23.01	-7.6	13.26	34.77	PASS	
			RB1#0	QPSK	24.07	-7.6	14.32	34.77	PASS	
			RB1#24	QPSK	24.05	-7.6	14.30	34.77	PASS	
	10	LCH	RB50#0	QPSK	23.14	-7.6	13.39	34.77	PASS	
			RB1#0	QPSK	24.19	-7.6	14.44	34.77	PASS	
			RB1#49	QPSK	24.05	-7.6	14.30	34.77	PASS	
		MCH	RB50#0	QPSK	23.06	-7.6	13.31	34.77	PASS	
			RB1#0	QPSK	24.16	-7.6	14.41	34.77	PASS	
			RB1#49	QPSK	24.03	-7.6	14.28	34.77	PASS	
		HCH	RB50#0	QPSK	23.04	-7.6	13.29	34.77	PASS	
			RB1#0	QPSK	24.06	-7.6	14.31	34.77	PASS	
			RB1#49	QPSK	24.00	-7.6	14.25	34.77	PASS	
	TM2	5	LCH	RB25#0	16QAM	22.20	-7.6	12.45	34.77	PASS
				RB1#0	16QAM	23.69	-7.6	13.94	34.77	PASS
				RB1#24	16QAM	23.50	-7.6	13.75	34.77	PASS
			MCH	RB25#0	16QAM	22.02	-7.6	12.27	34.77	PASS
				RB1#0	16QAM	23.53	-7.6	13.78	34.77	PASS
				RB1#24	16QAM	23.31	-7.6	13.56	34.77	PASS
HCH			RB25#0	16QAM	22.00	-7.6	12.25	34.77	PASS	
			RB1#0	16QAM	23.54	-7.6	13.79	34.77	PASS	
			RB1#24	16QAM	23.37	-7.6	13.62	34.77	PASS	
10		LCH	RB50#0	16QAM	22.16	-7.6	12.41	34.77	PASS	
			RB1#0	16QAM	23.66	-7.6	13.91	34.77	PASS	
			RB1#49	16QAM	23.48	-7.6	13.73	34.77	PASS	
		MCH	RB50#0	16QAM	22.06	-7.6	12.31	34.77	PASS	
			RB1#0	16QAM	23.69	-7.6	13.94	34.77	PASS	
			RB1#49	16QAM	23.60	-7.6	13.85	34.77	PASS	
		HCH	RB50#0	16QAM	22.10	-7.6	12.35	34.77	PASS	
			RB1#0	16QAM	23.50	-7.6	13.75	34.77	PASS	
			RB1#49	16QAM	23.37	-7.6	13.62	34.77	PASS	

2. APPENDIX B - PEAK-TO-AVERAGE RATIO

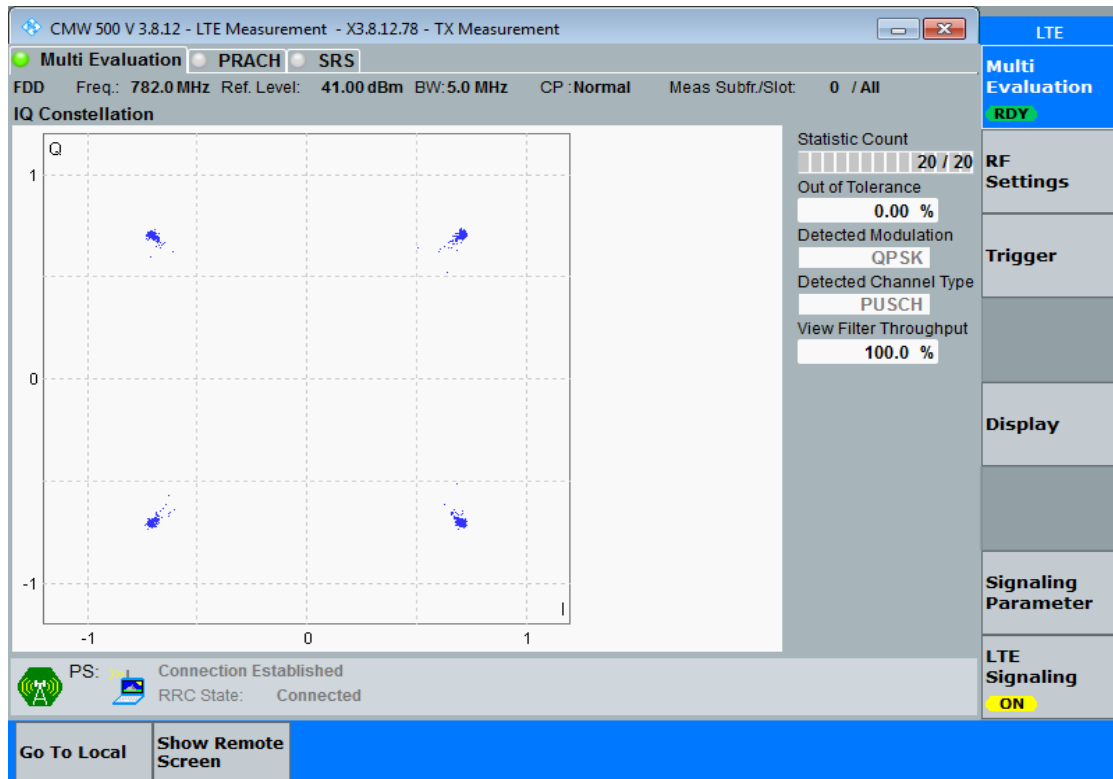
2.1 TEST RESULTS

Peak-to-Average Ratio							
Test Mode	Test Bandwidth [MHz]	Test Channel	Test RB	Modulation	Measured [dBm]	Limit [dBm]	Verdict
TM1	5	MCH	RB25#0	QPSK	5.23	13	PASS
			RB1#0	QPSK	3.57	13	PASS
			RB1#24	QPSK	3.31	13	PASS
	10		RB50#0	QPSK	5.18	13	PASS
			RB1#0	QPSK	3.42	13	PASS
			RB1#49	QPSK	3.42	13	PASS
TM2	5		RB25#0	16QAM	6.22	13	PASS
			RB1#0	16QAM	4.33	13	PASS
			RB1#24	16QAM	4.06	13	PASS
	10		RB50#0	16QAM	6.13	13	PASS
			RB1#0	16QAM	4.06	13	PASS
			RB1#49	16QAM	3.93	13	PASS
TM3	5	RB25#0	64QAM	6.70	13	PASS	
		RB1#0	64QAM	5.10	13	PASS	
		RB1#24	64QAM	4.95	13	PASS	
	10	RB50#0	64QAM	6.83	13	PASS	
		RB1#0	64QAM	5.00	13	PASS	
		RB1#49	64QAM	4.82	13	PASS	

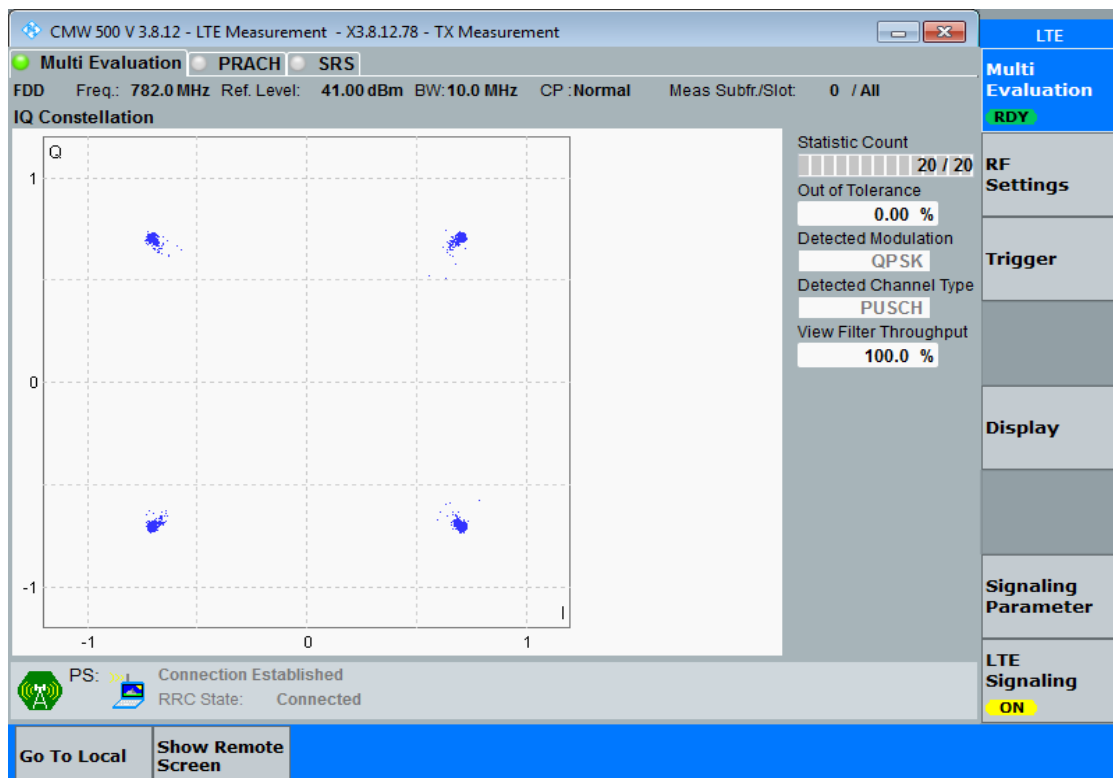
3. APPENDIX C - MODULATION CHARACTERISTICS

3.1 TEST PLOTS

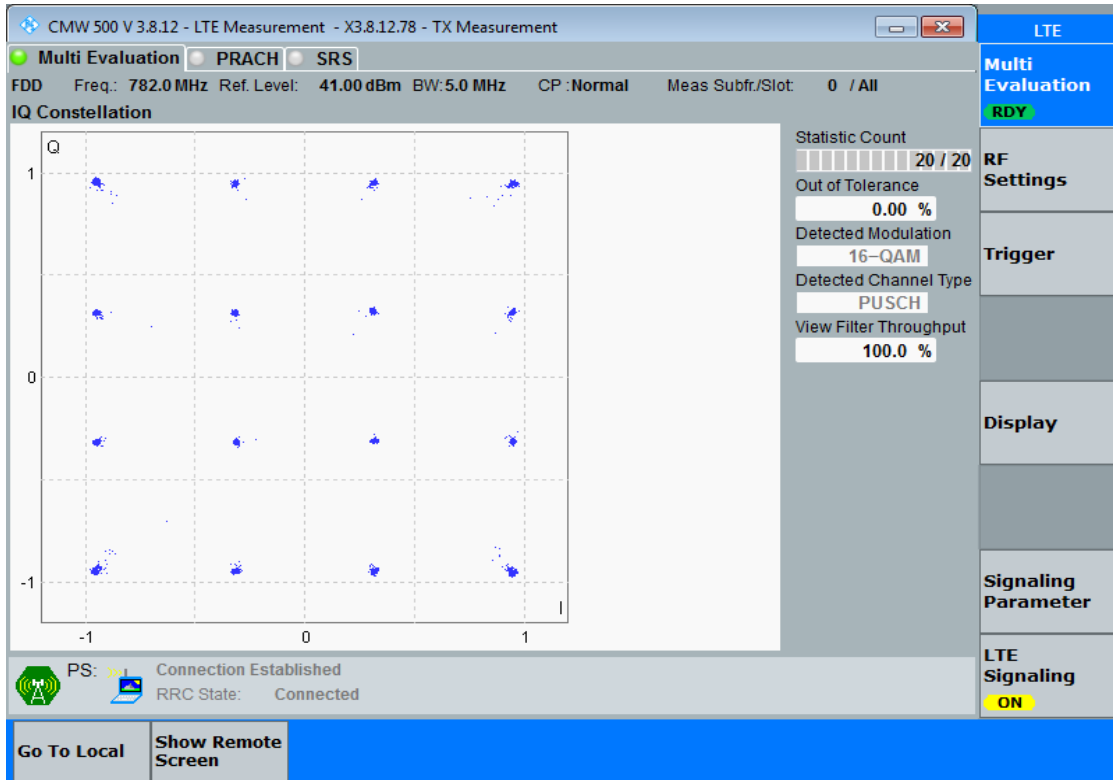
3.1.1 TM1_5MHZ_MCH_RB25#0



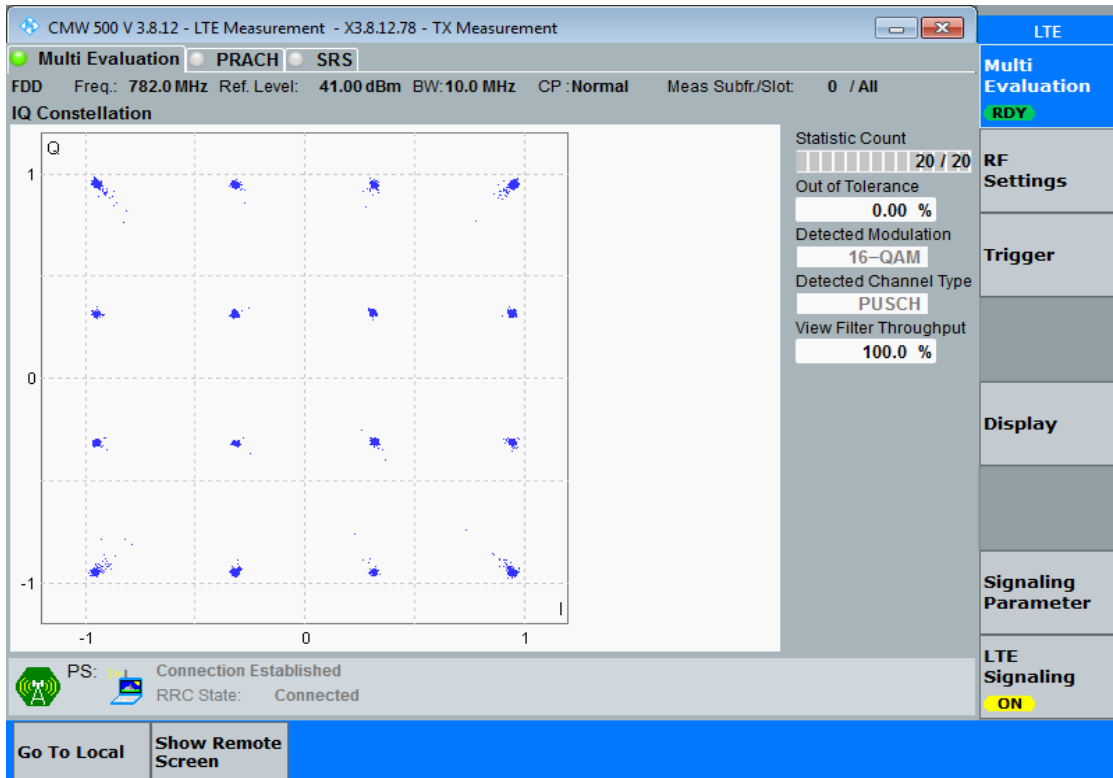
3.1.2 TM1_10MHZ_MCH_RB50#0



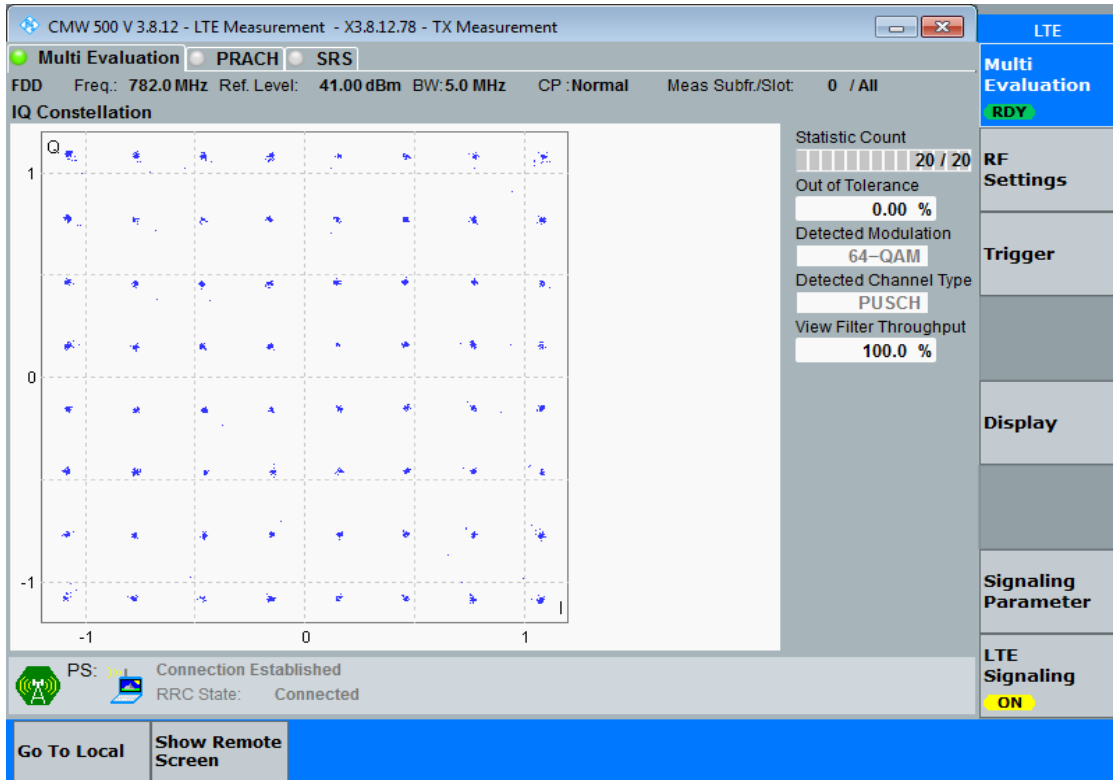
3.1.3 TM2_5MHZ_MCH_RB25#0



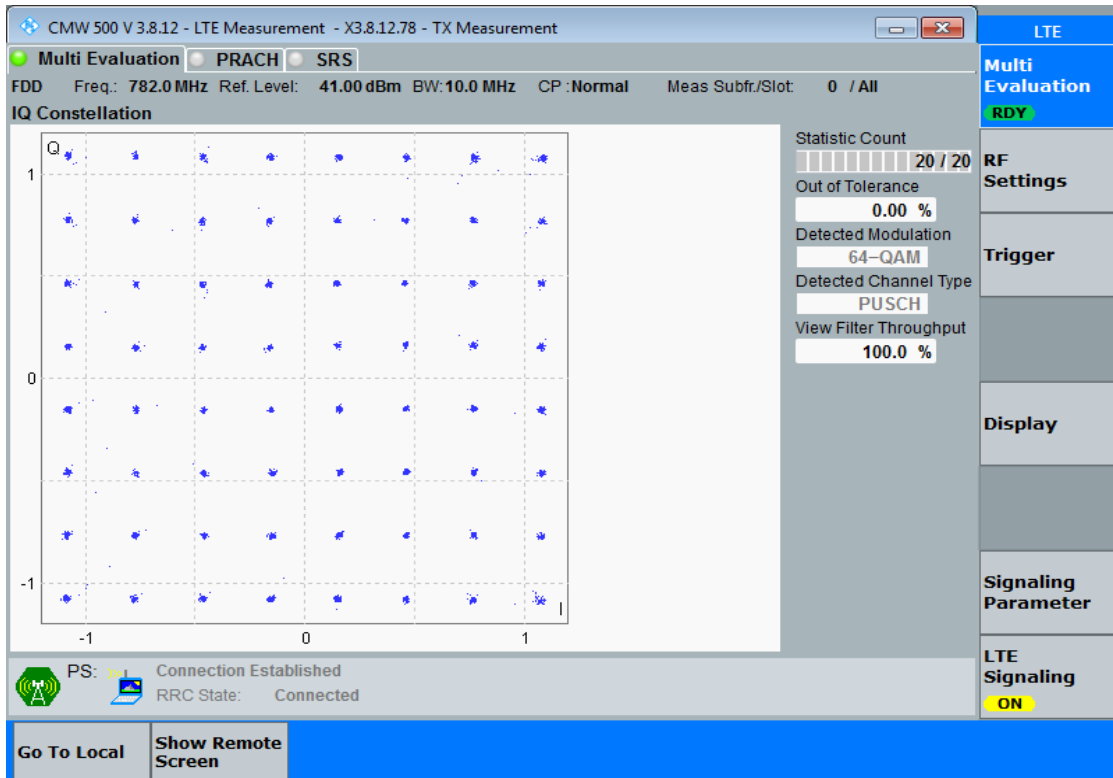
3.1.4 TM2_10MHZ_MCH_RB50#0



3.1.5 TM3_5MHZ_MCH_RB25#0



3.1.6 TM3_10MHZ_MCH_RB50#0



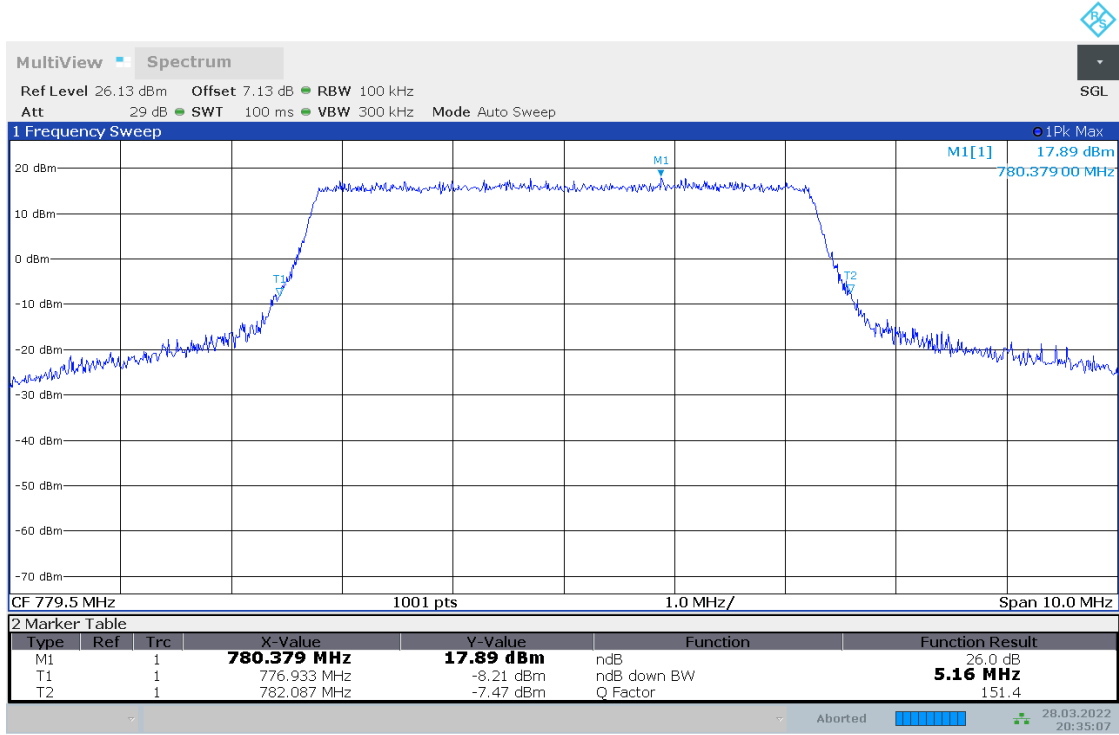
4. APPENDIX D - OCCUPIED BANDWIDTH

4.1 TEST RESULTS

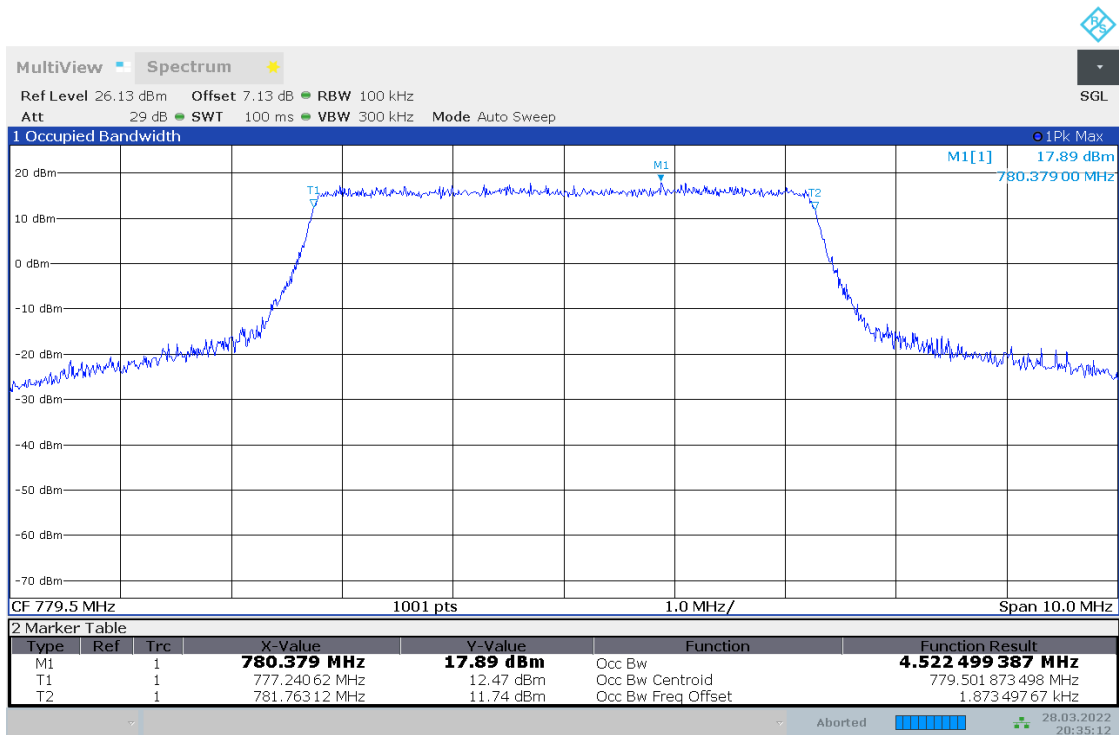
Occupied Bandwidth							
Test Mode	Test Bandwidth [MHz]	Test Channel	Test RB	Modulation	Occupied Bandwidth [MHz]	Emission Bandwidth [MHz]	Verdict
TM1	5	LCH	RB25#0	QPSK	4.52	5.16	PASS
		MCH	RB25#0	QPSK	4.52	5.14	PASS
		HCH	RB25#0	QPSK	4.52	5.12	PASS
	10	LCH	RB50#0	QPSK	8.99	9.99	PASS
		MCH	RB50#0	QPSK	8.99	9.97	PASS
		HCH	RB50#0	QPSK	8.99	9.99	PASS
TM2	5	LCH	RB25#0	16QAM	4.52	5.17	PASS
		MCH	RB25#0	16QAM	4.53	5.13	PASS
		HCH	RB25#0	16QAM	4.53	5.18	PASS
	10	LCH	RB50#0	16QAM	8.99	10.05	PASS
		MCH	RB50#0	16QAM	8.99	10.01	PASS
		HCH	RB50#0	16QAM	9.00	10.05	PASS
TM3	5	LCH	RB25#0	64QAM	4.52	5.18	PASS
		MCH	RB25#0	64QAM	4.52	5.18	PASS
		HCH	RB25#0	64QAM	4.52	5.13	PASS
	10	LCH	RB50#0	64QAM	9.00	10.05	PASS
		MCH	RB50#0	64QAM	9.00	10.07	PASS
		HCH	RB50#0	64QAM	8.99	10.03	PASS

4.2 TEST PLOTS

4.2.1 TM1_5MHZ_LCH_RB25#0

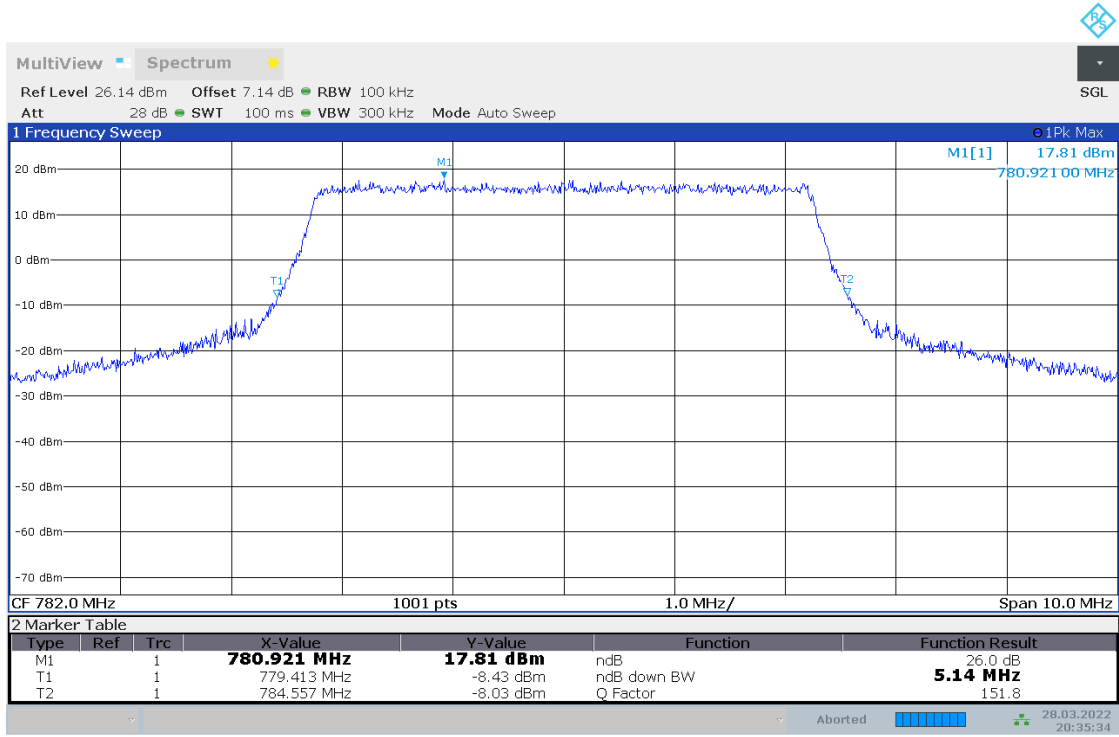


20:35:07 28.03.2022

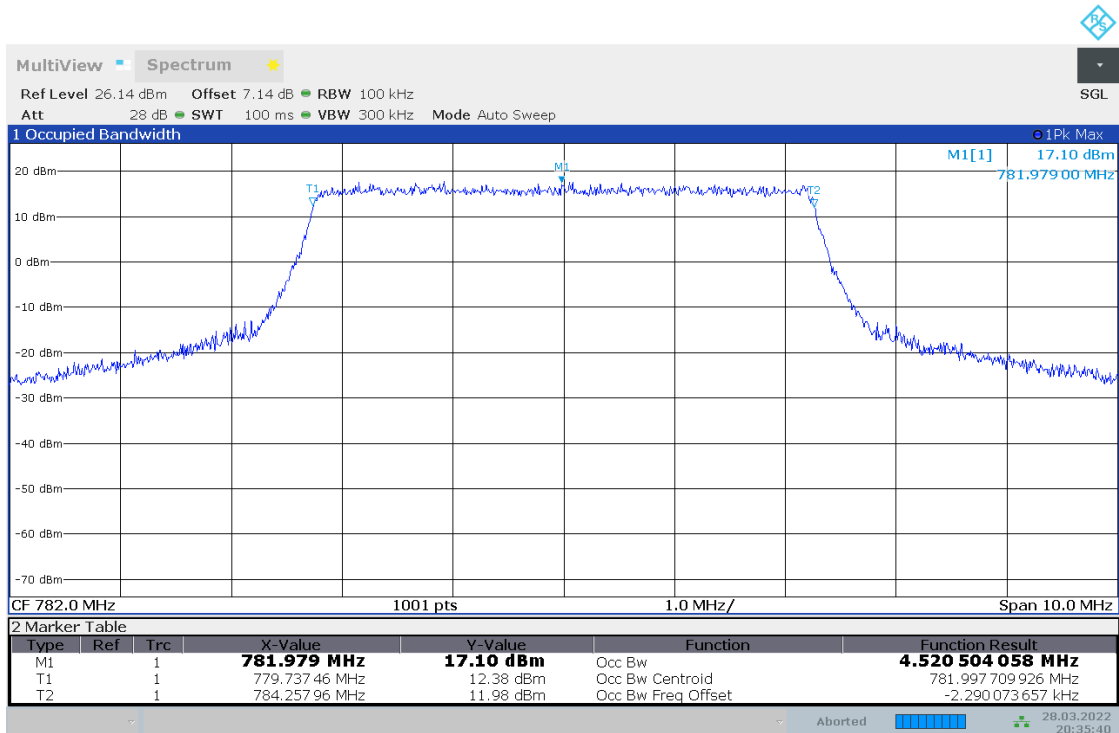


20:35:13 28.03.2022

4.2.2 TM1_5MHZ_MCH_RB25#0

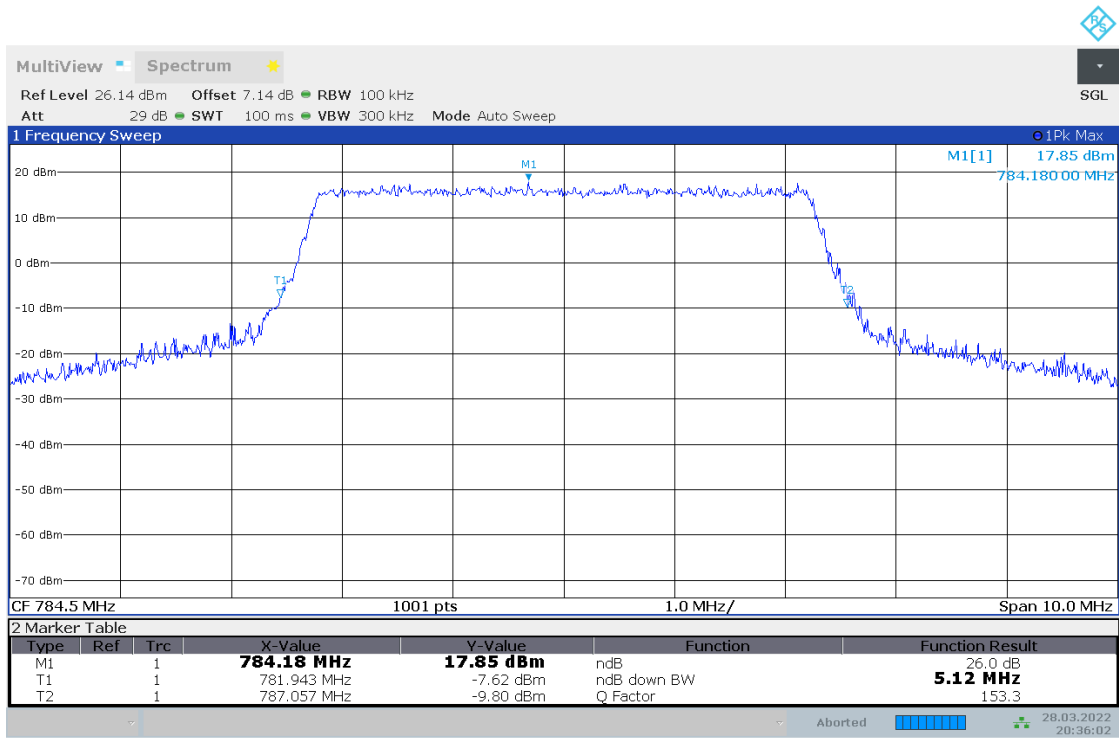


20:35:35 28.03.2022

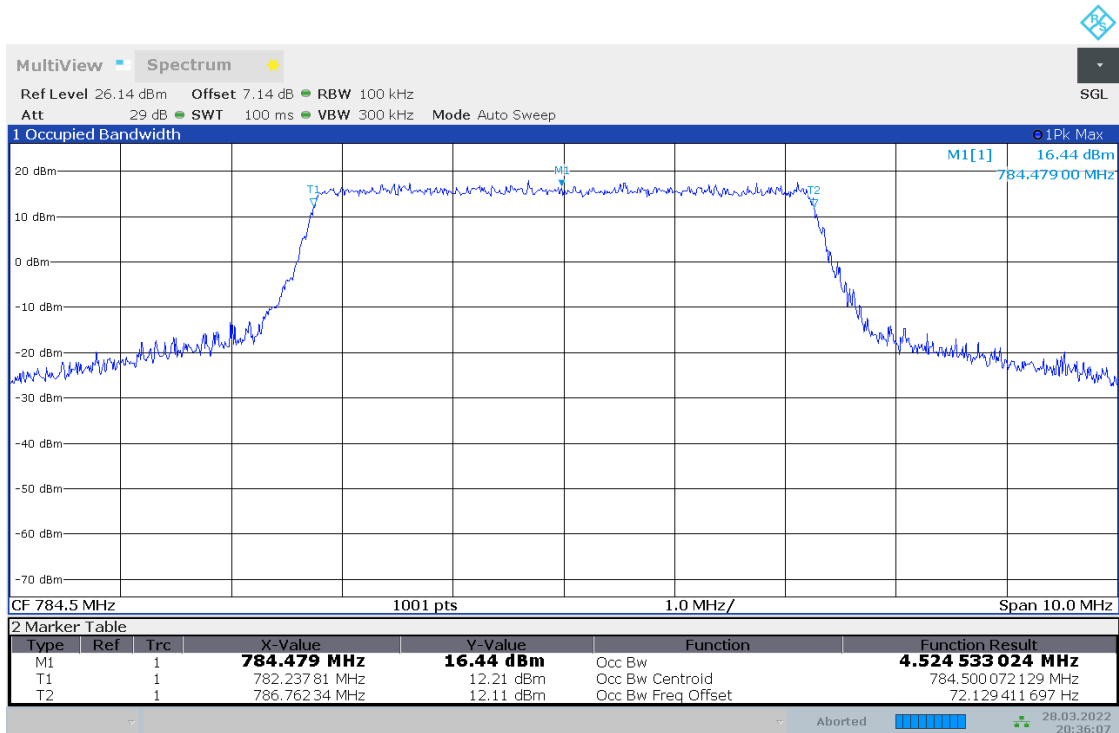


20:35:40 28.03.2022

4.2.3 TM1_5MHZ_HCH_RB25#0

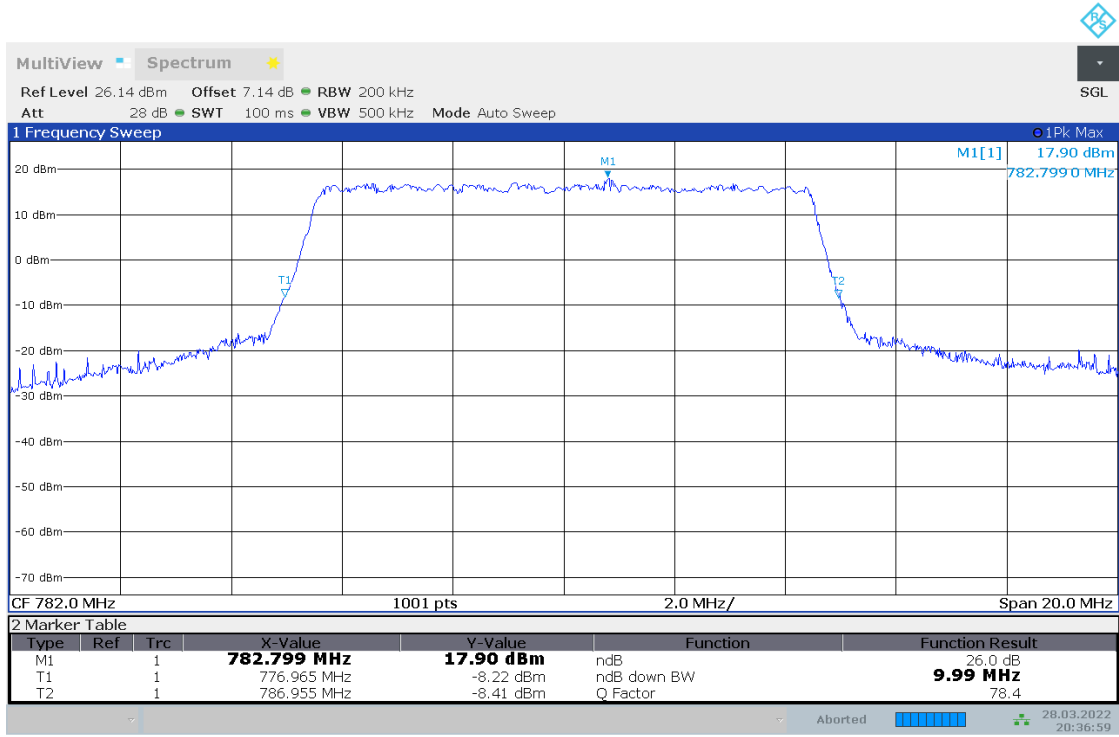


20:36:02 28.03.2022

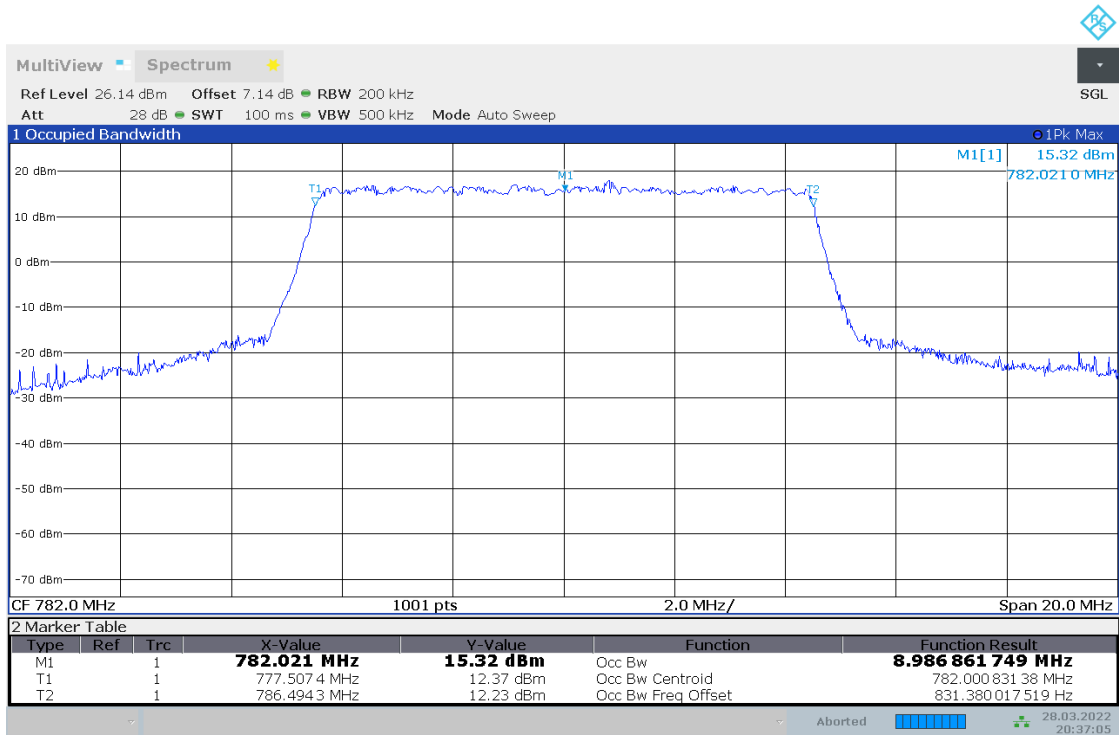


20:36:07 28.03.2022

4.2.4 TM1_10MHZ_LCH_RB50#0

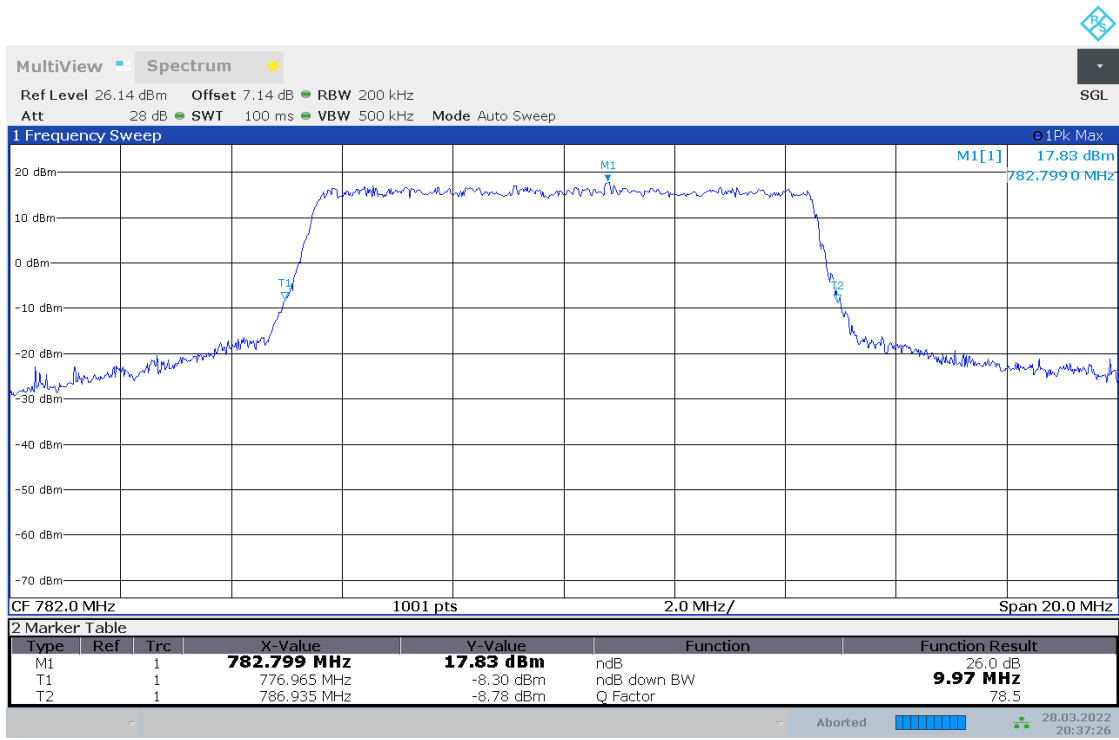


20:36:59 28.03.2022

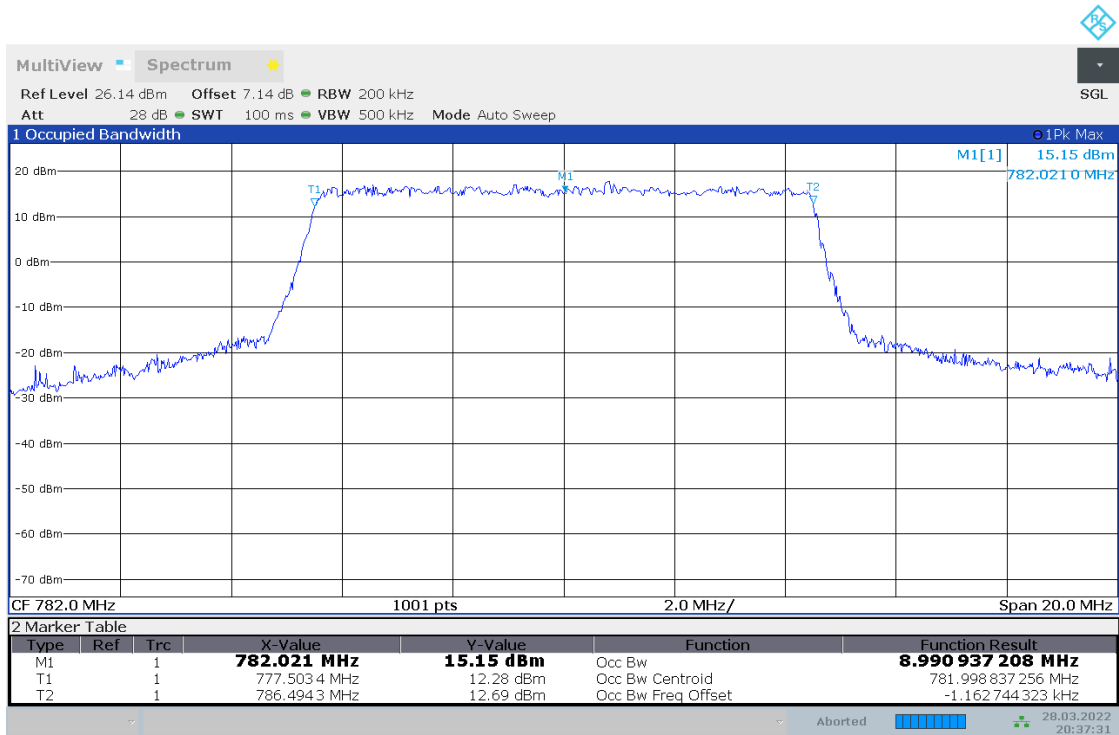


20:37:05 28.03.2022

4.2.5 TM1_10MHZ_MCH_RB50#0

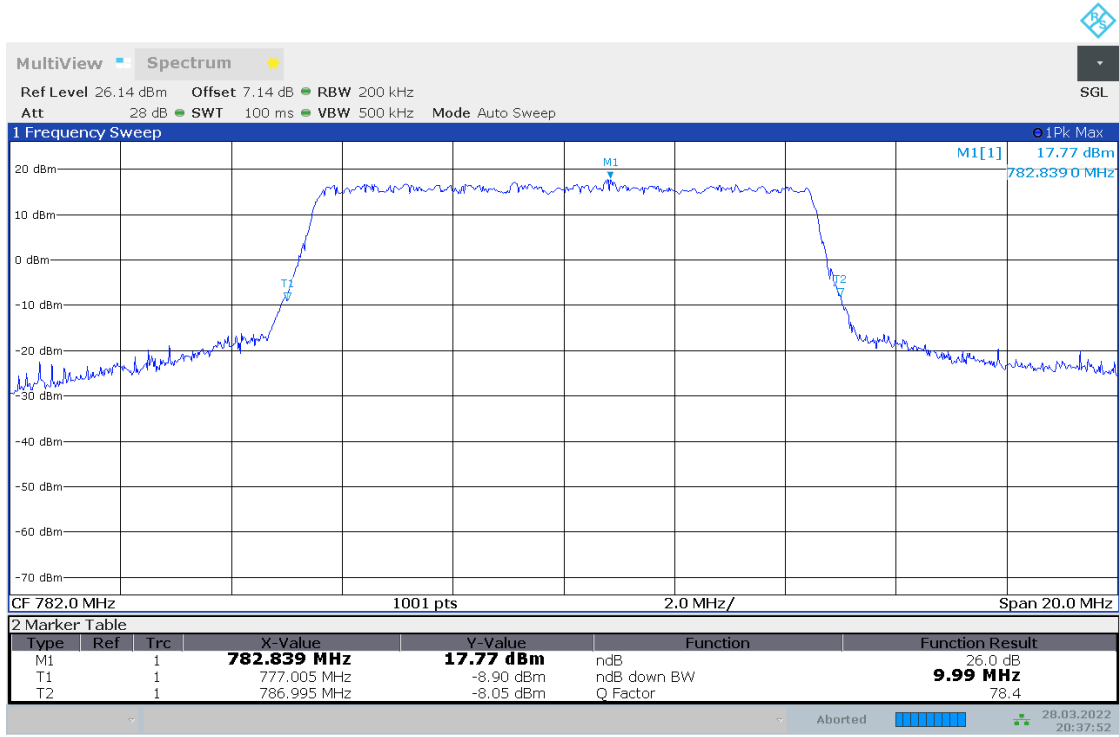


20:37:26 28.03.2022

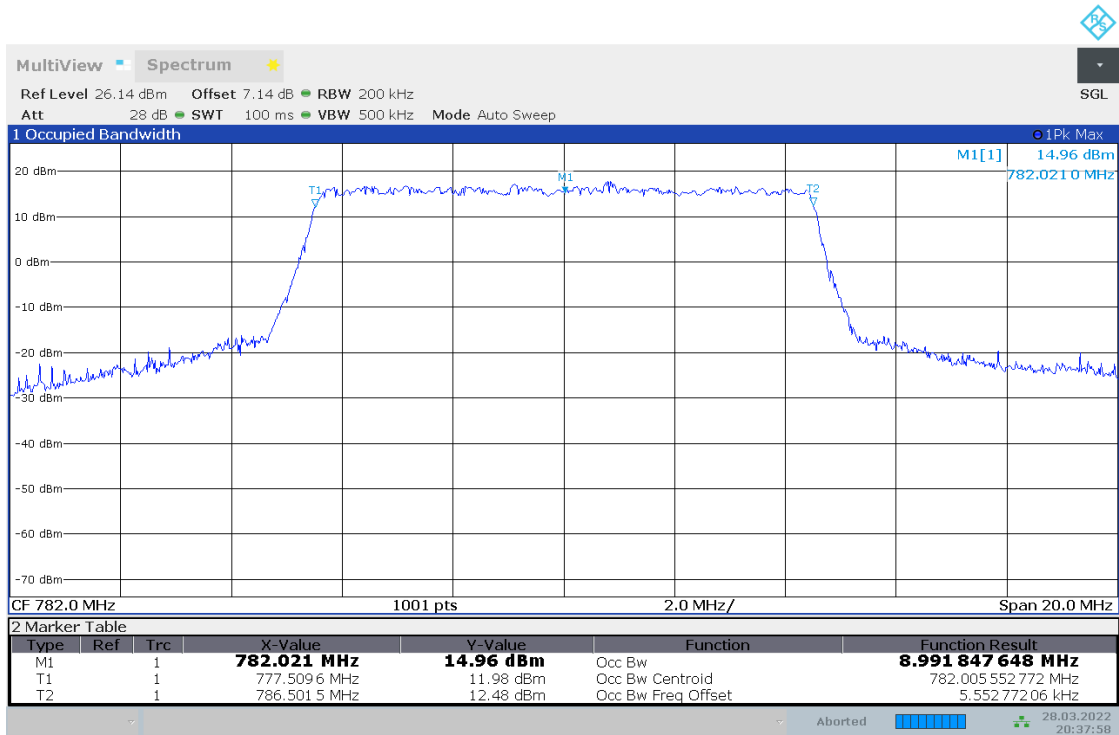


20:37:31 28.03.2022

4.2.6 TM1_10MHZ_HCH_RB50#0

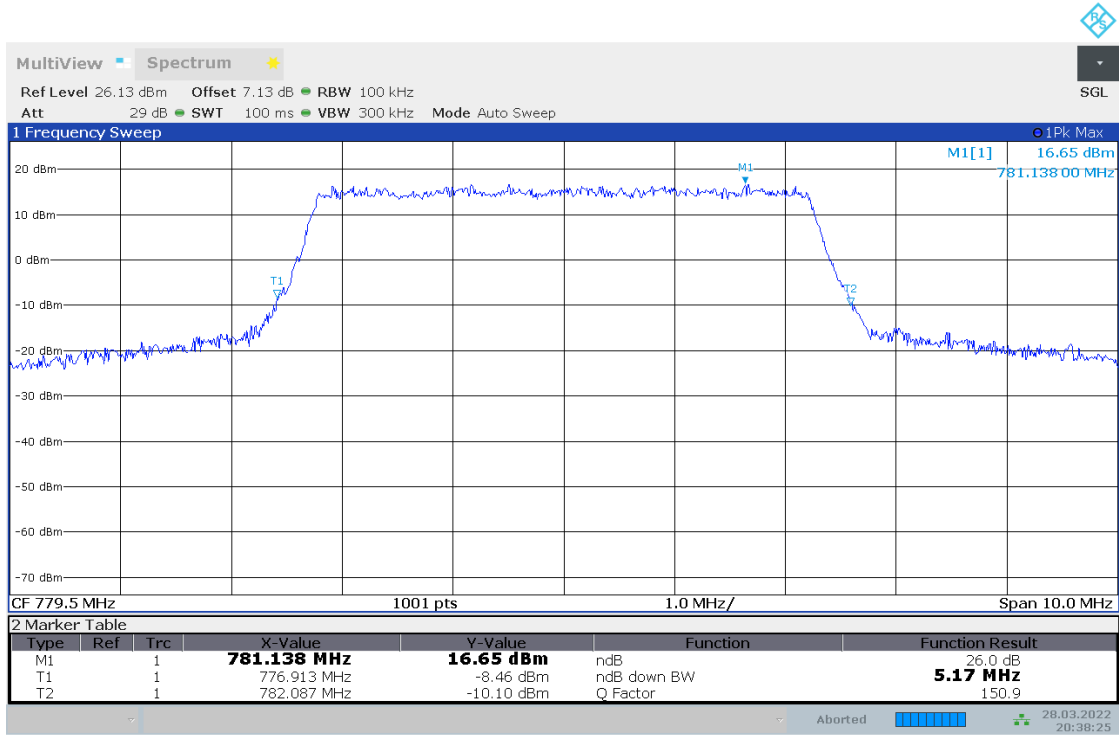


20:37:53 28.03.2022

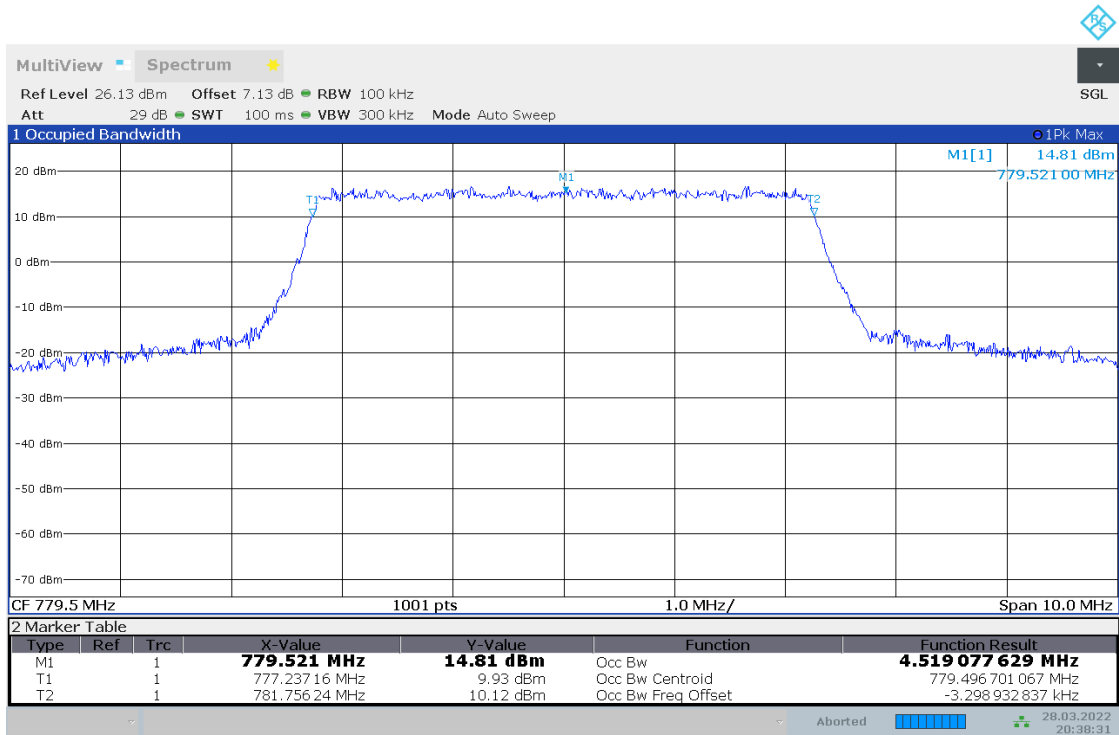


20:37:58 28.03.2022

4.2.7 TM2_5MHZ_LCH_RB25#0

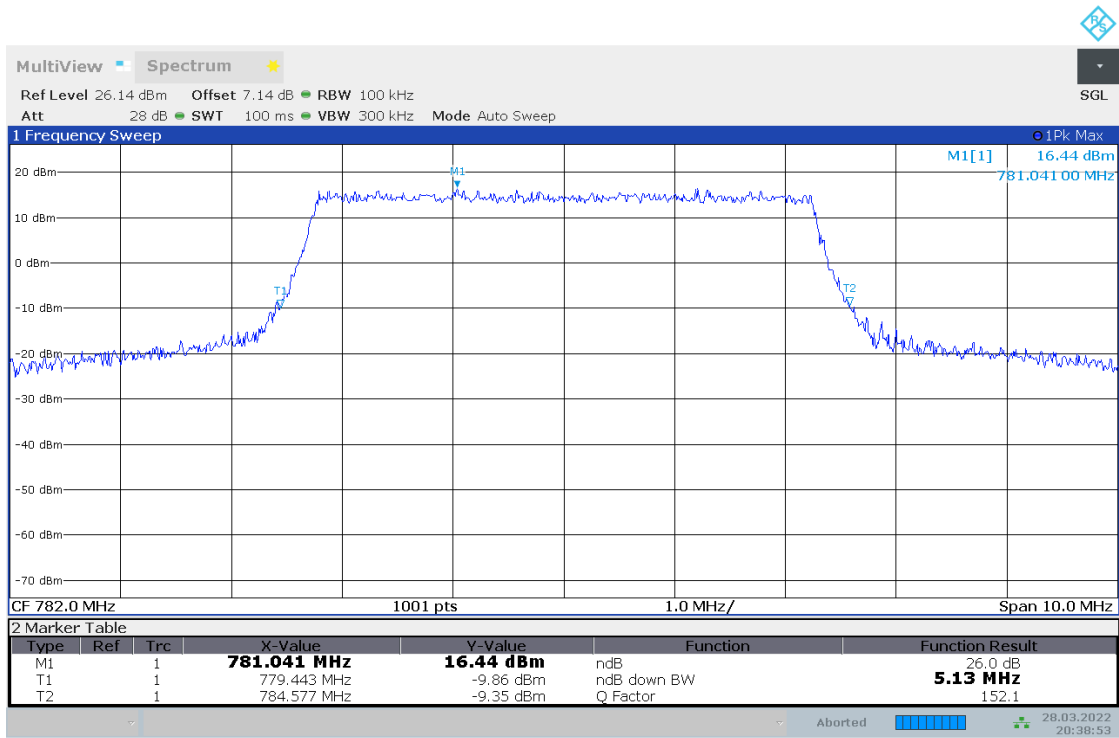


20:38:26 28.03.2022

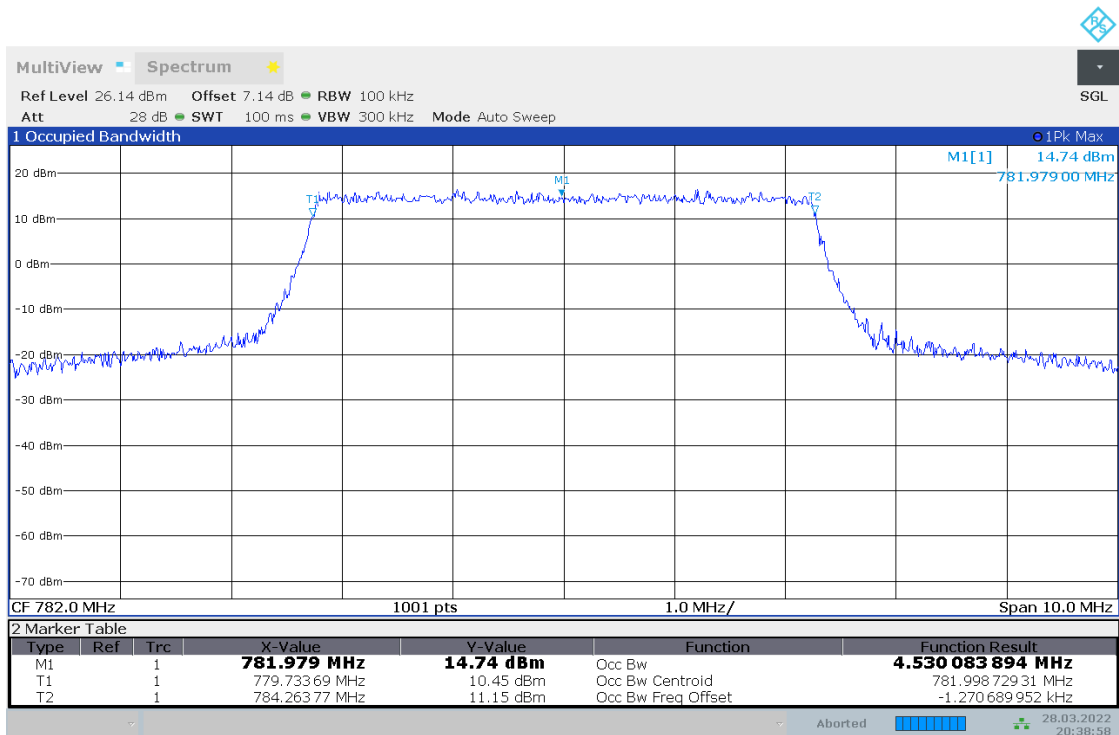


20:38:31 28.03.2022

4.2.8 TM2_5MHZ_MCH_RB25#0

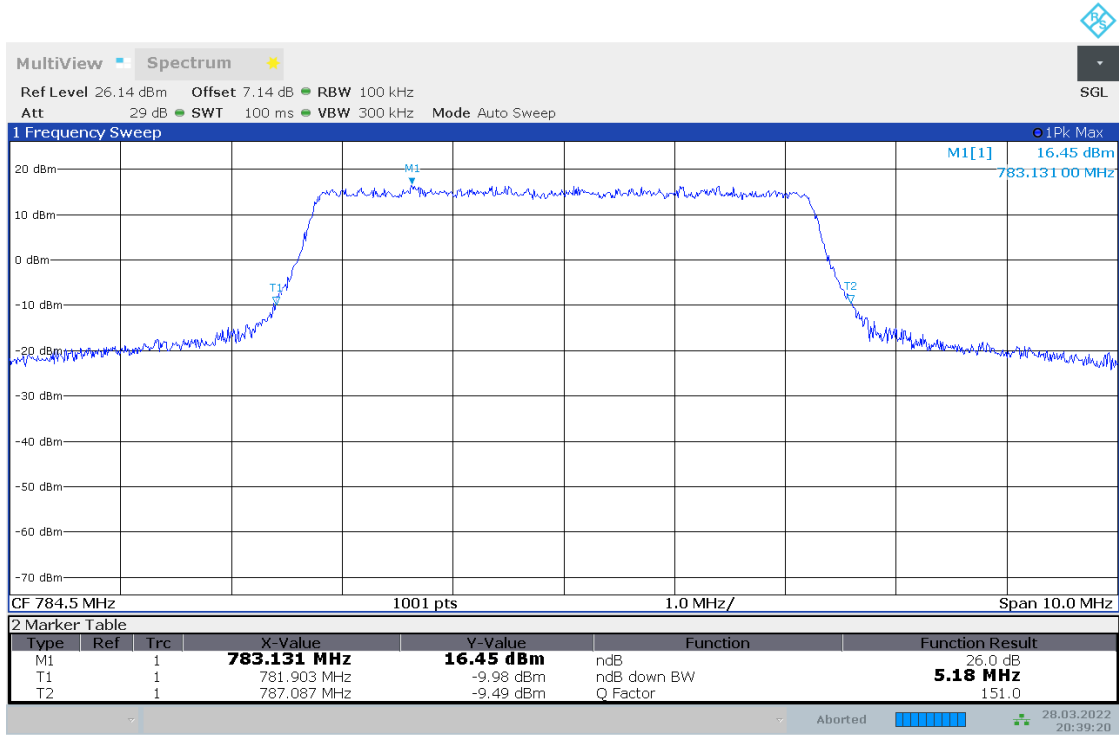


20:38:53 28.03.2022

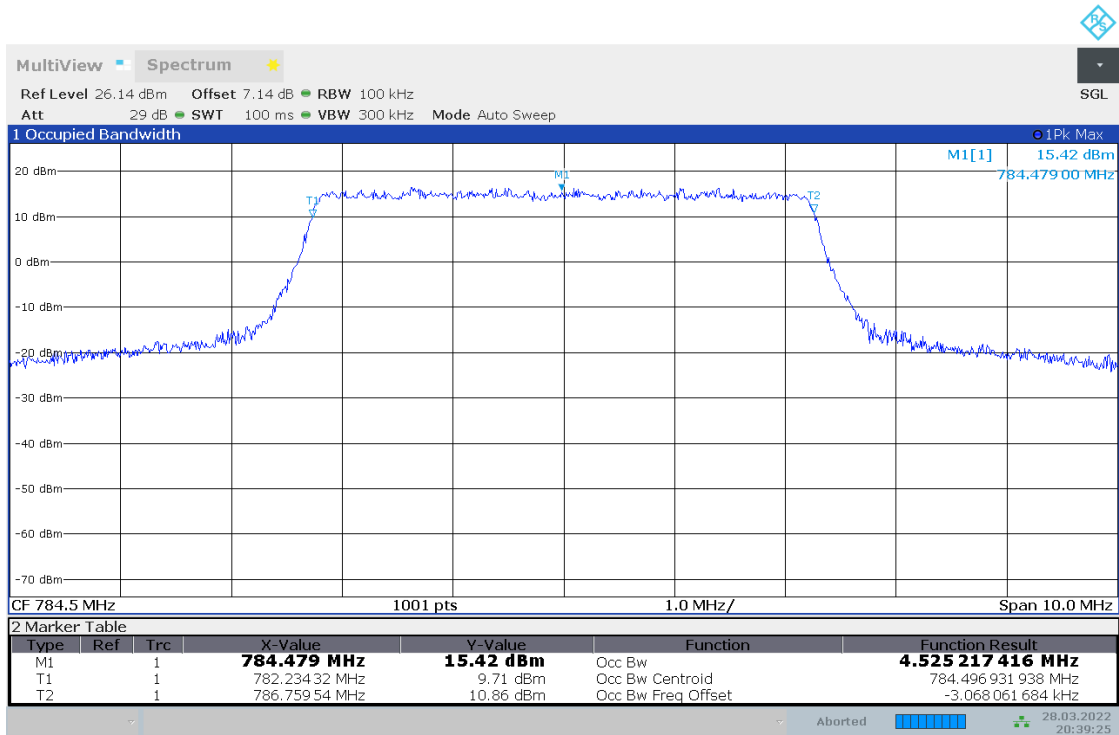


20:38:58 28.03.2022

4.2.9 TM2_5MHZ_HCH_RB25#0

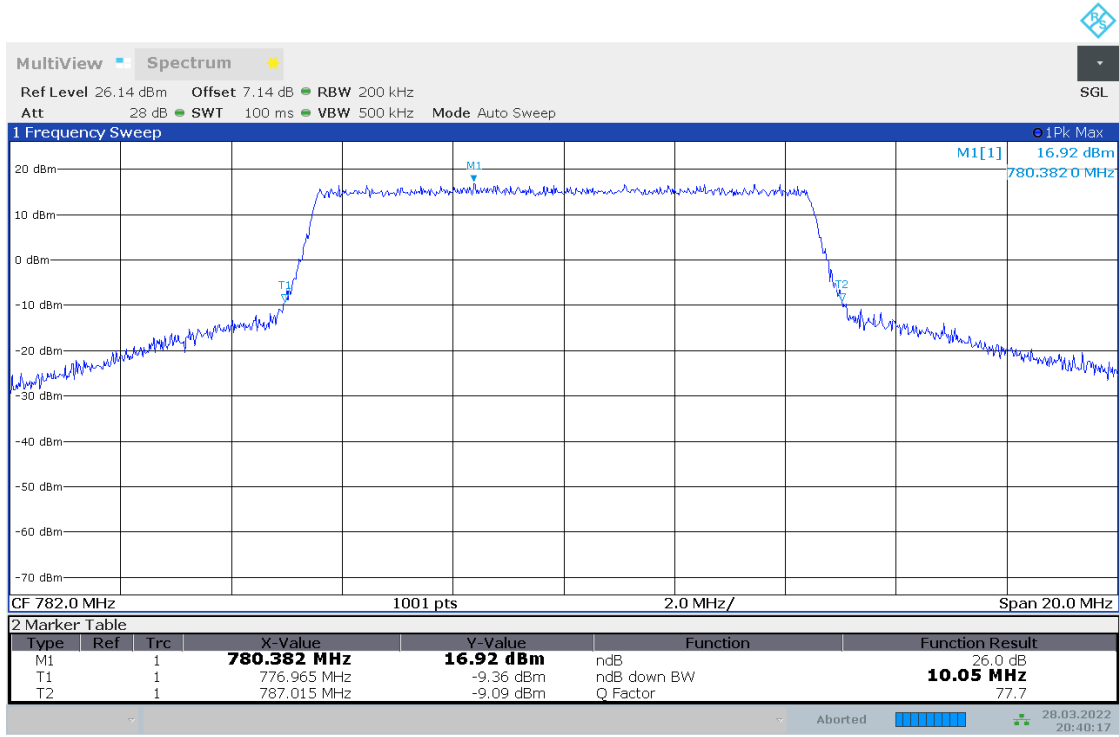


20:39:20 28.03.2022

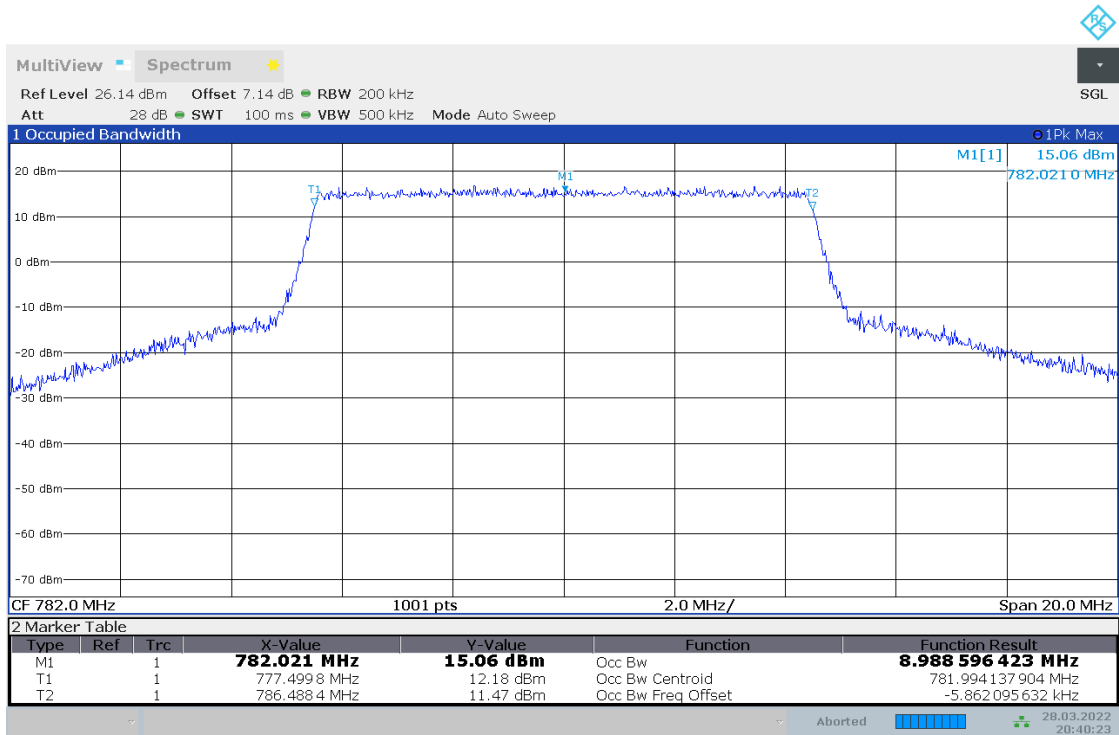


20:39:25 28.03.2022

4.2.10 TM2_10MHZ_LCH_RB50#0

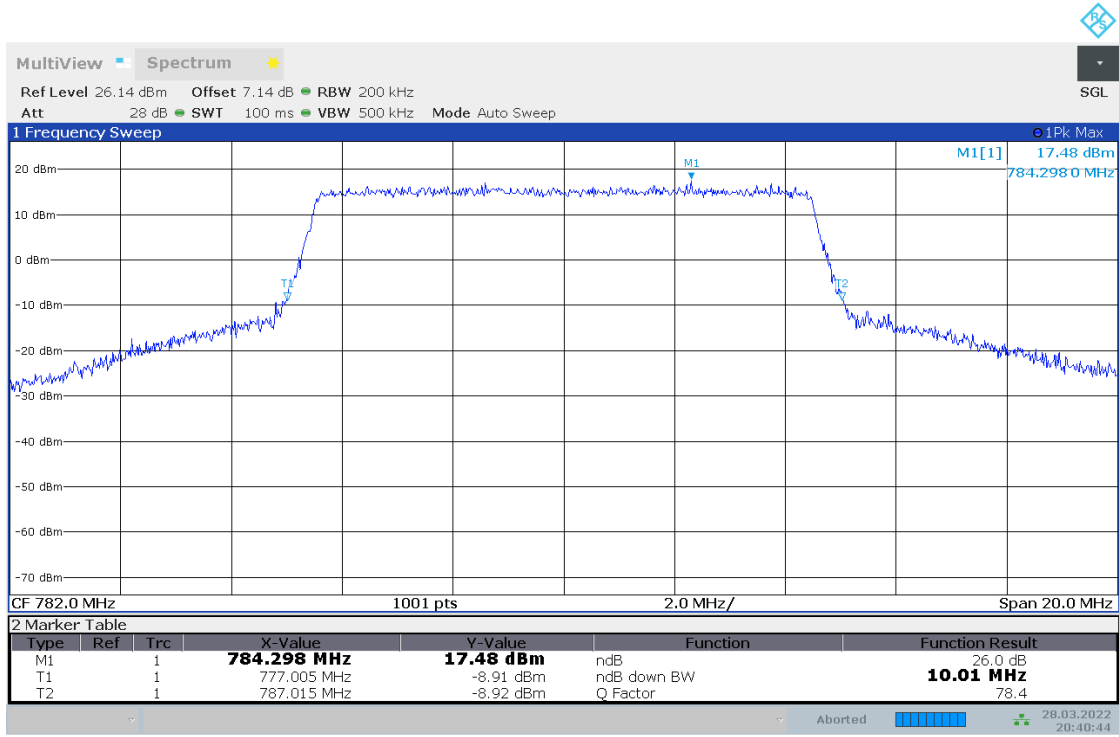


20:40:18 28.03.2022

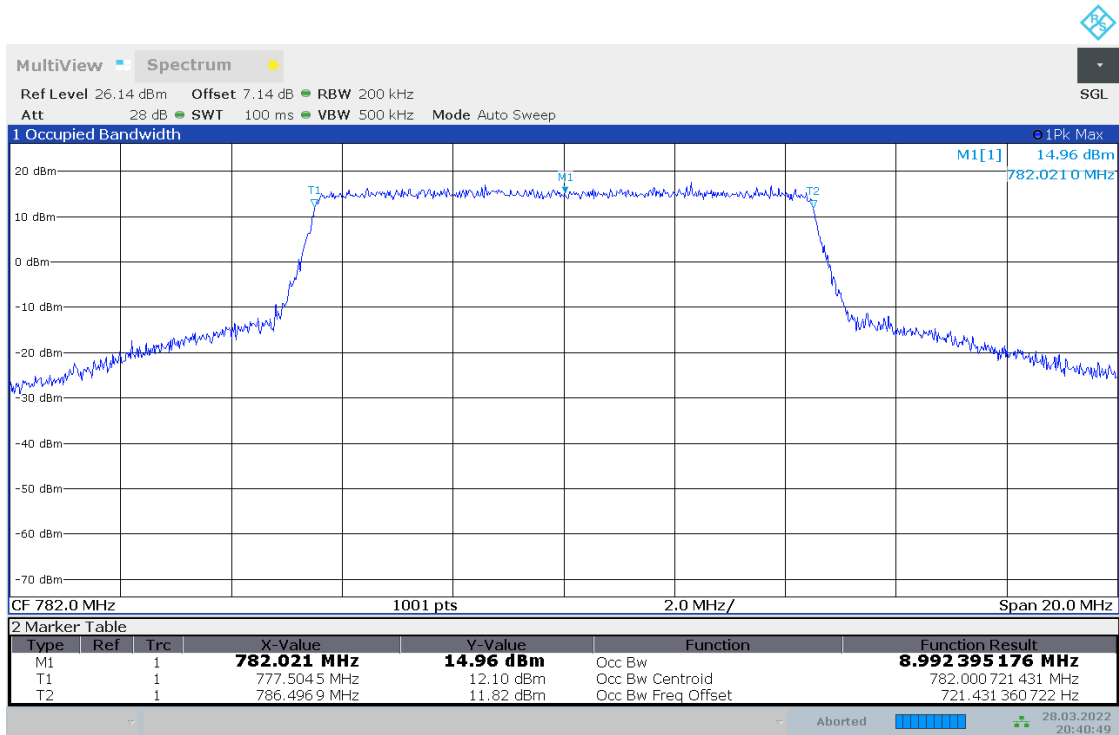


20:40:23 28.03.2022

4.2.11 TM2_10MHZ_MCH_RB50#0

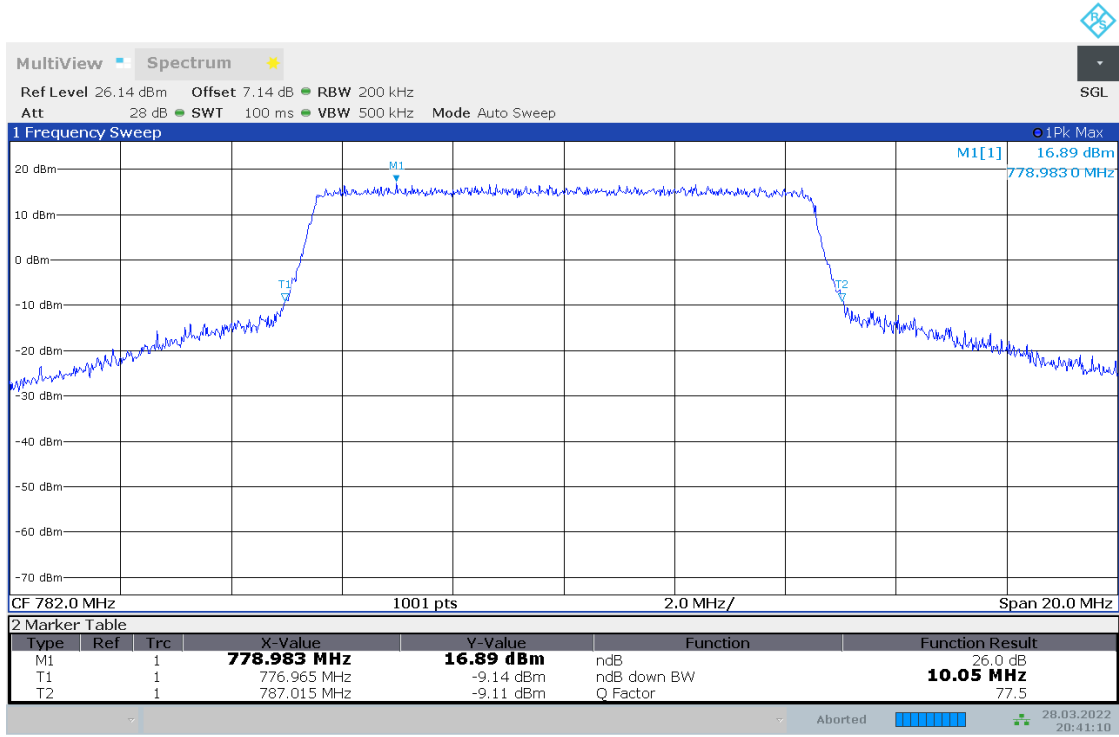


20:40:44 28.03.2022

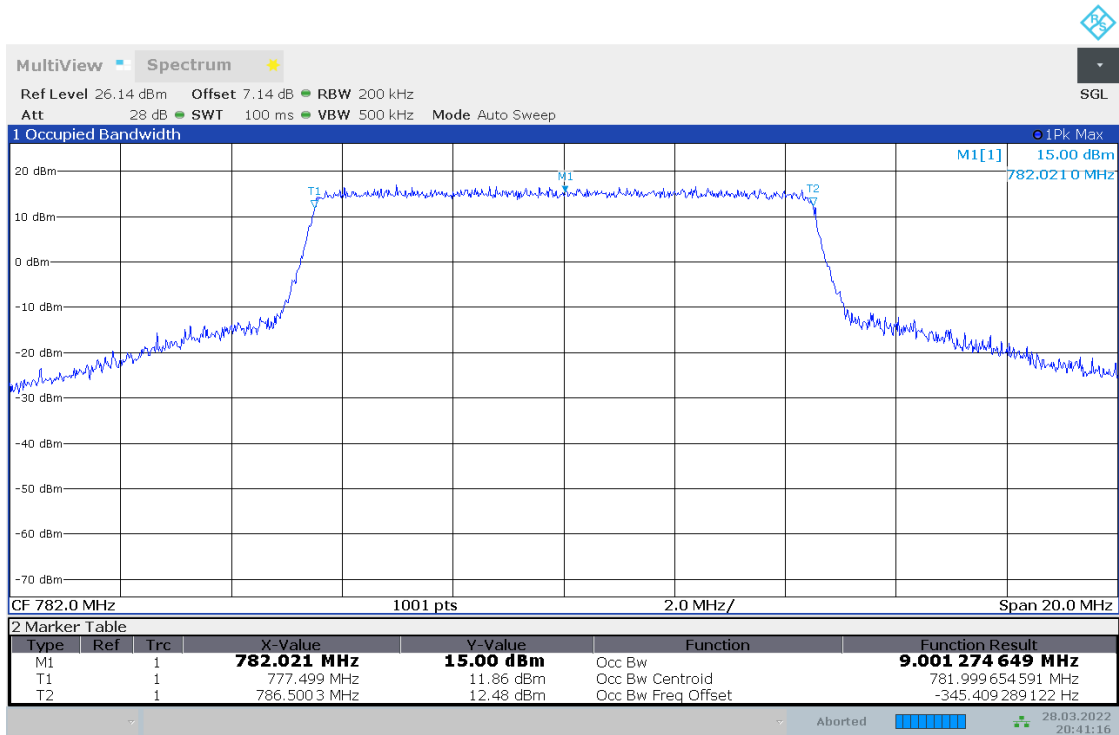


20:40:50 28.03.2022

4.2.12 TM2_10MHZ_HCH_RB50#0

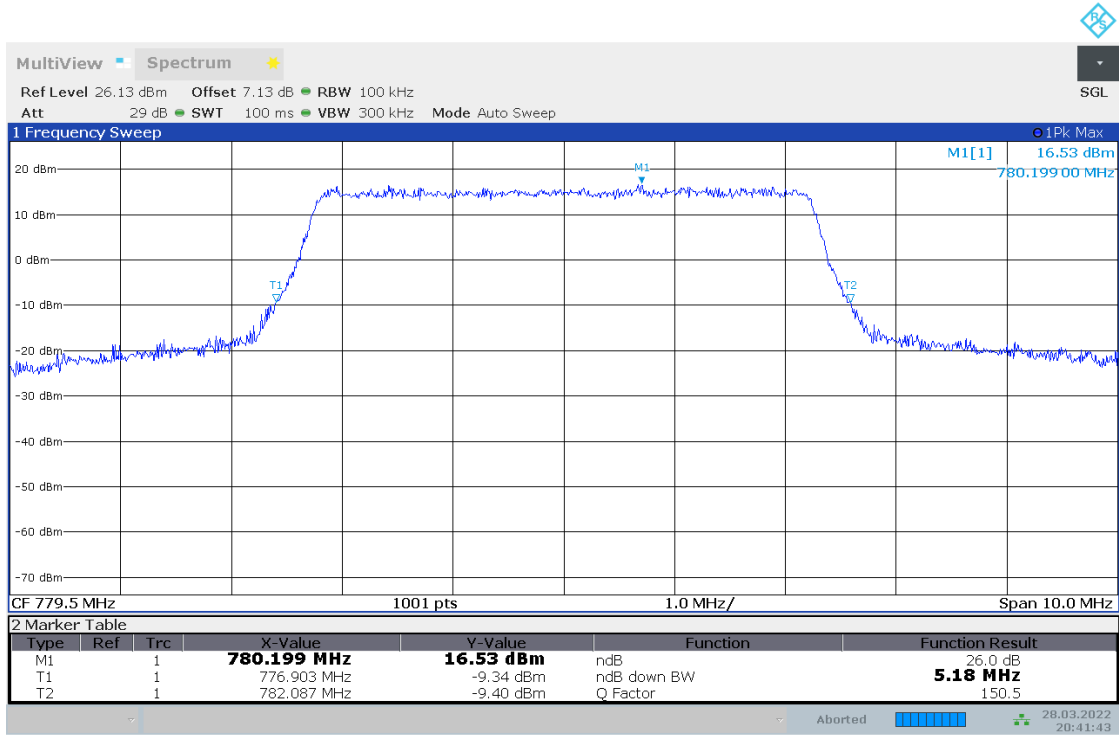


20:41:11 28.03.2022

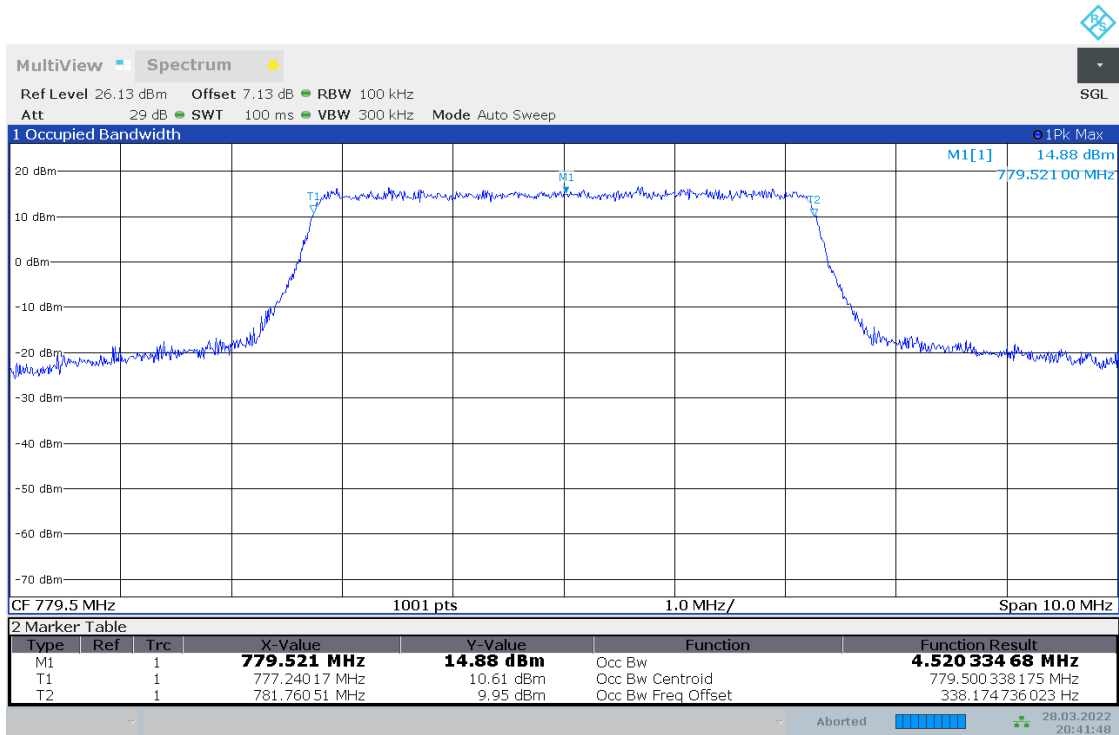


20:41:16 28.03.2022

4.2.13 TM3_5MHZ_LCH_RB25#0

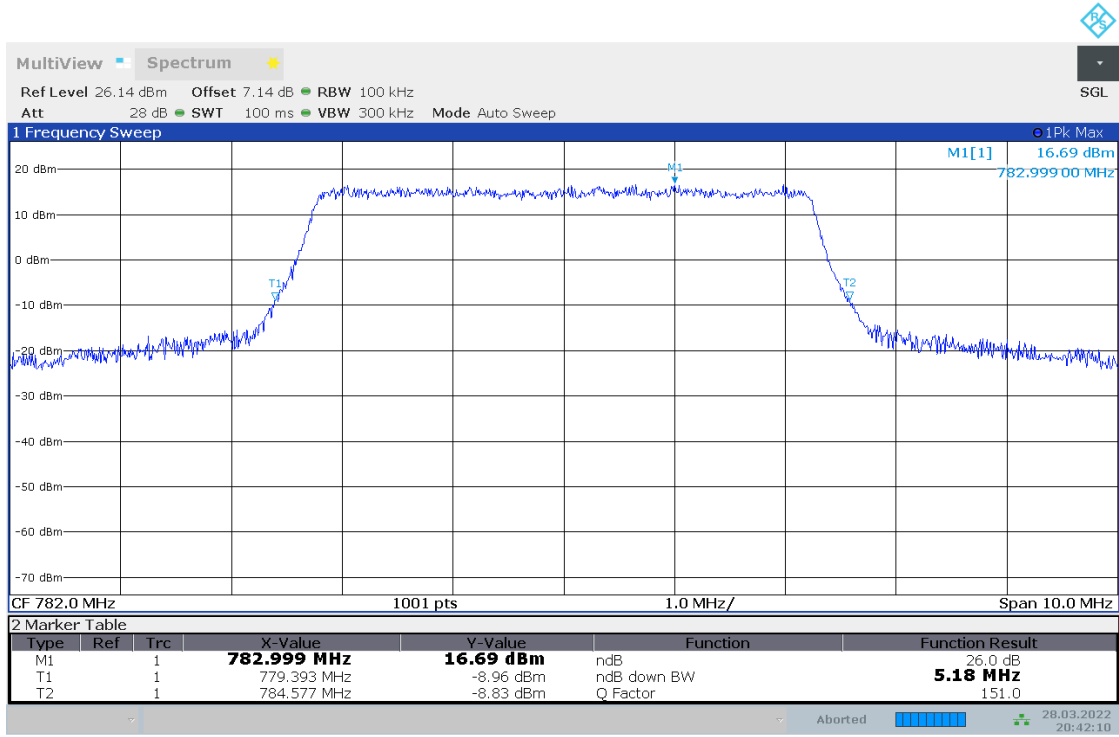


20:41:44 28.03.2022

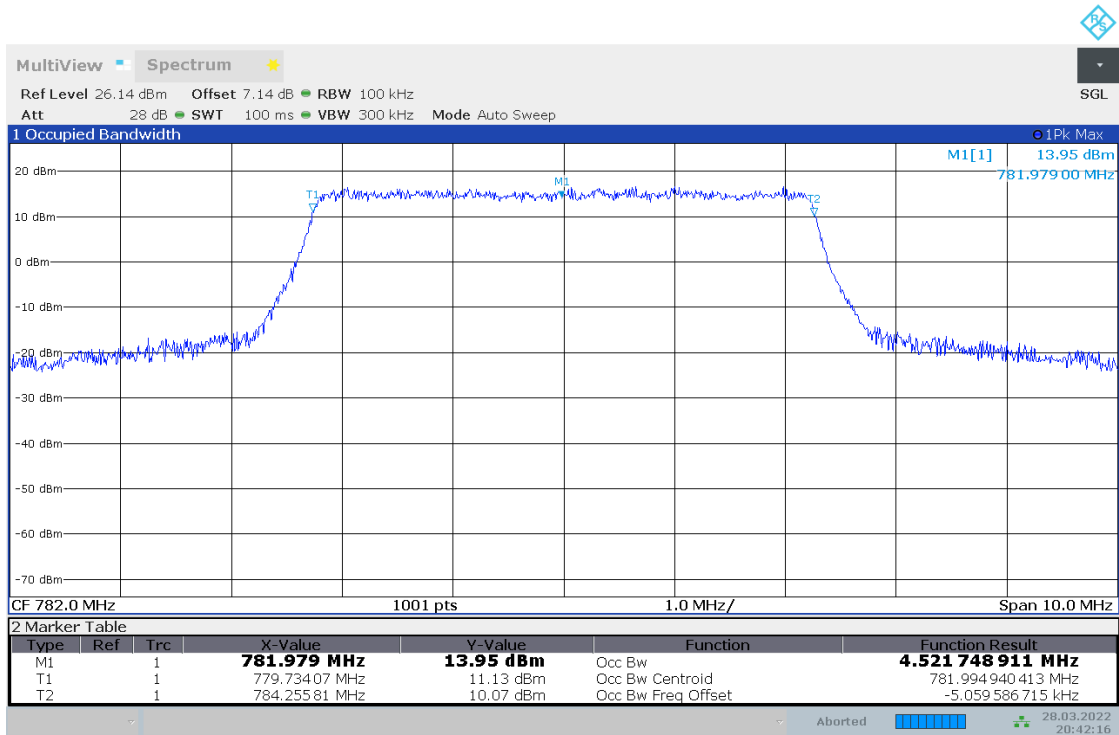


20:41:49 28.03.2022

4.2.14 TM3_5MHZ_MCH_RB25#0

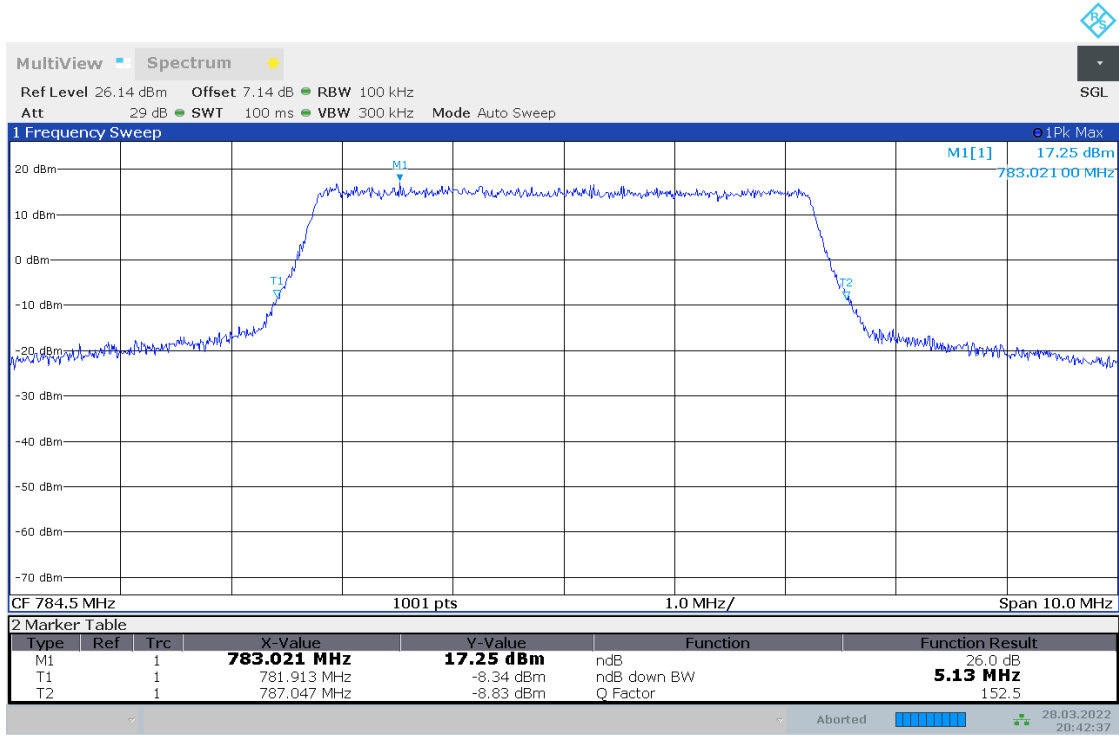


20:42:11 28.03.2022

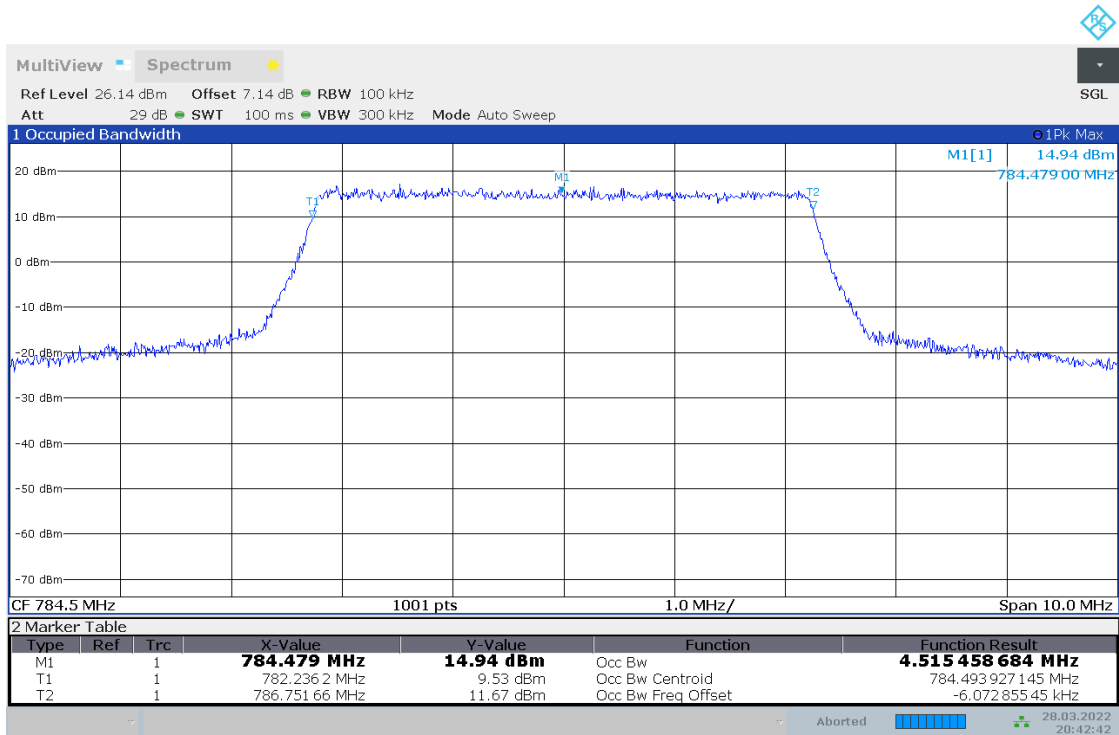


20:42:16 28.03.2022

4.2.15 TM3_5MHZ_HCH_RB25#0

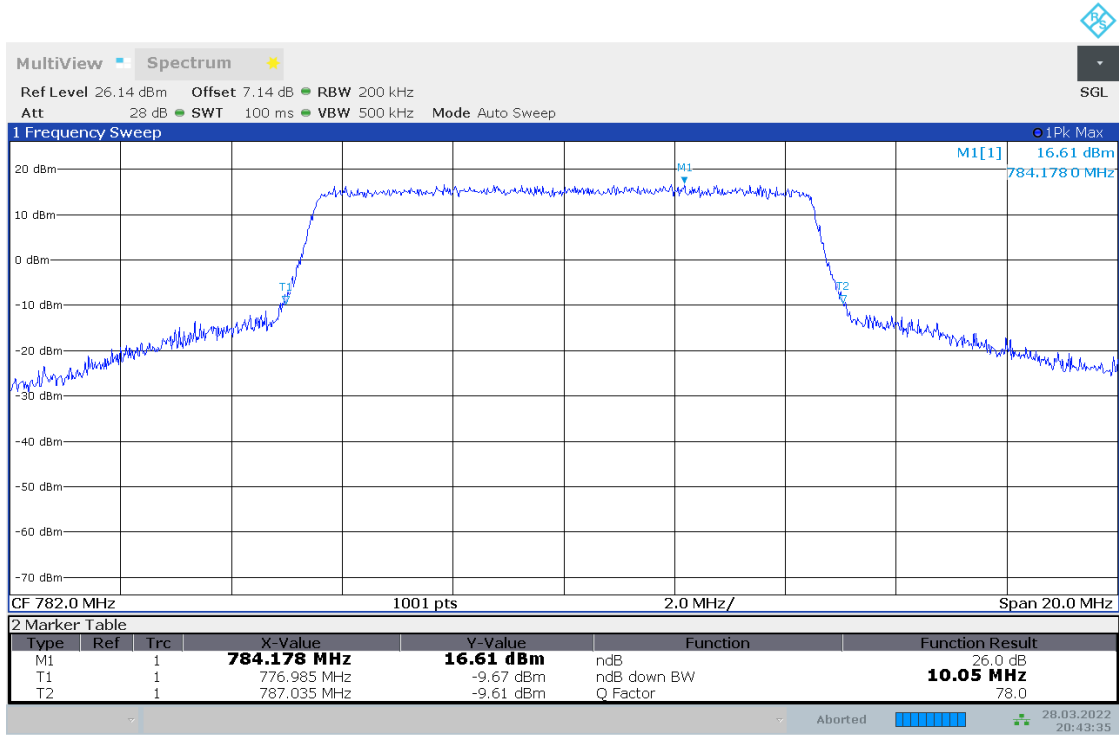


20:42:38 28.03.2022

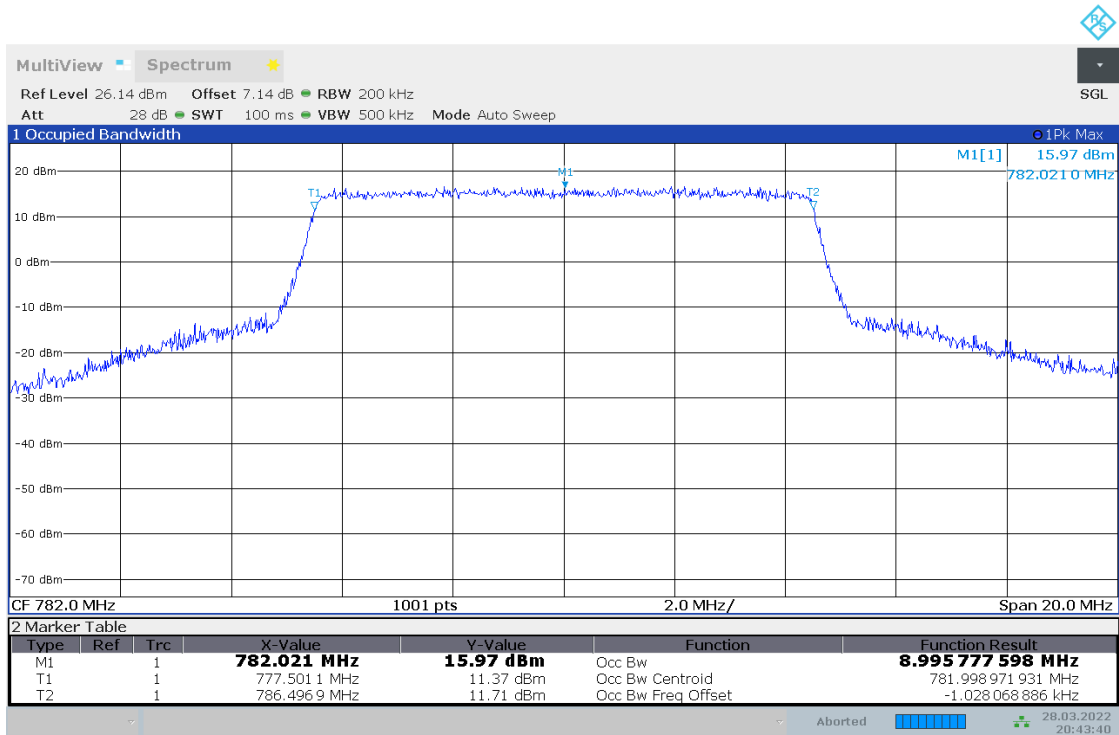


20:42:43 28.03.2022

4.2.16 TM3_10MHZ_LCH_RB50#0

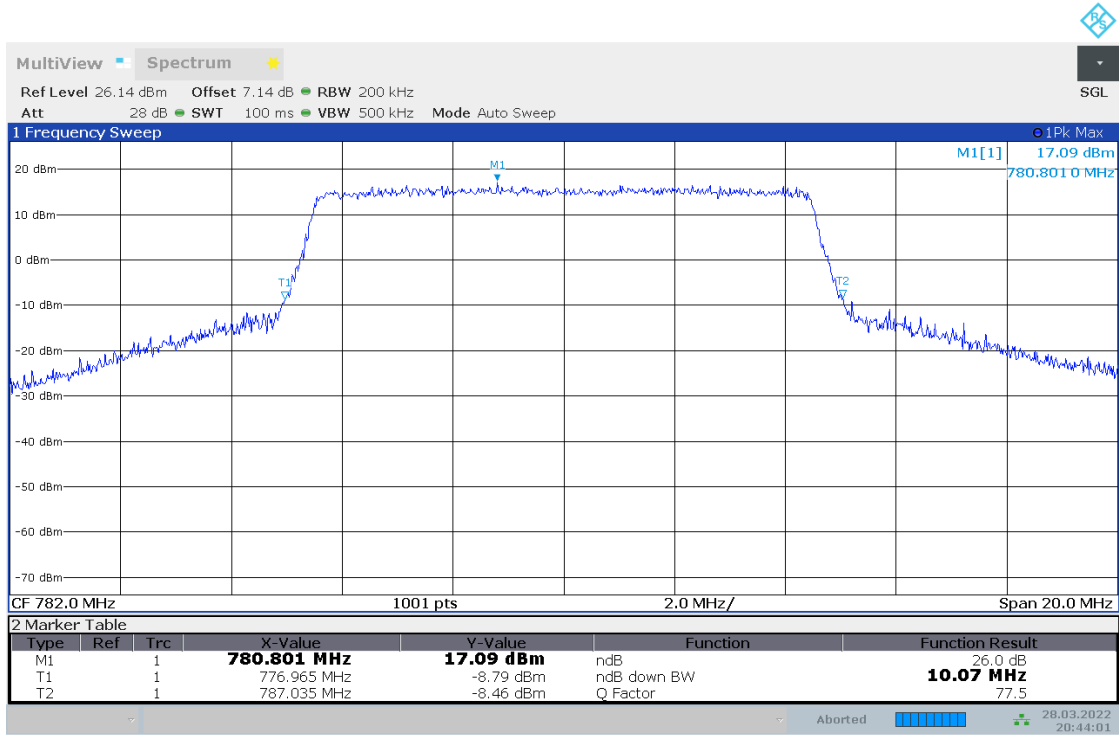


20:43:35 28.03.2022

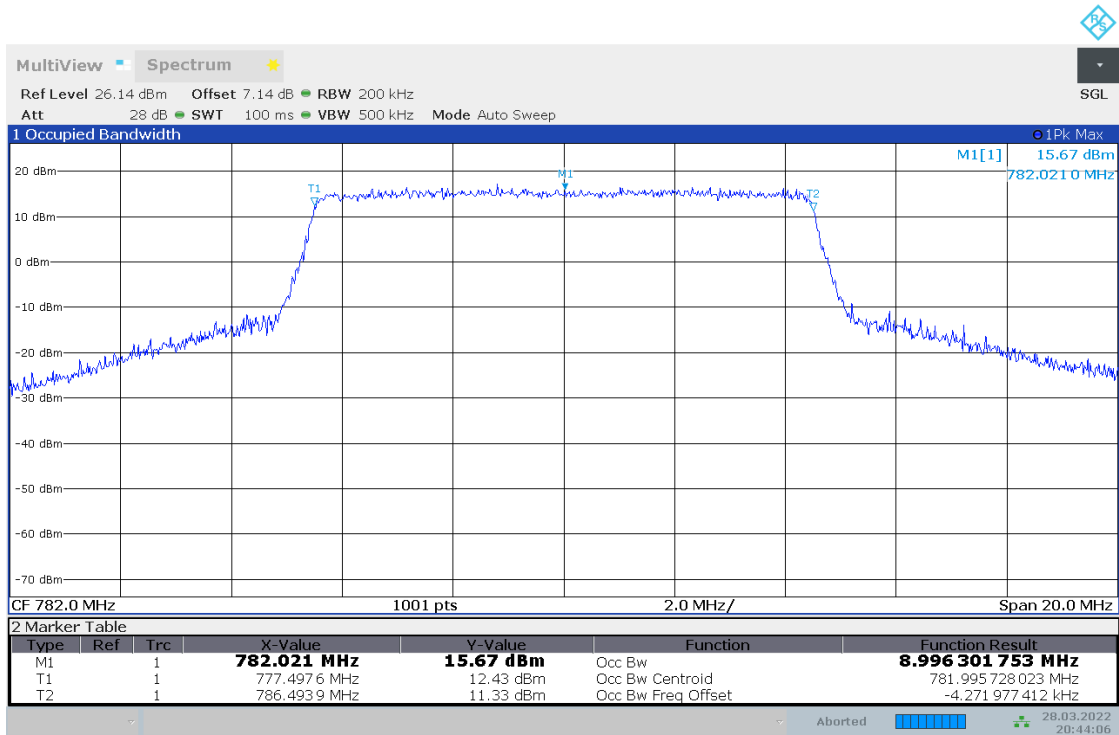


20:43:41 28.03.2022

4.2.17 TM3_10MHZ_MCH_RB50#0

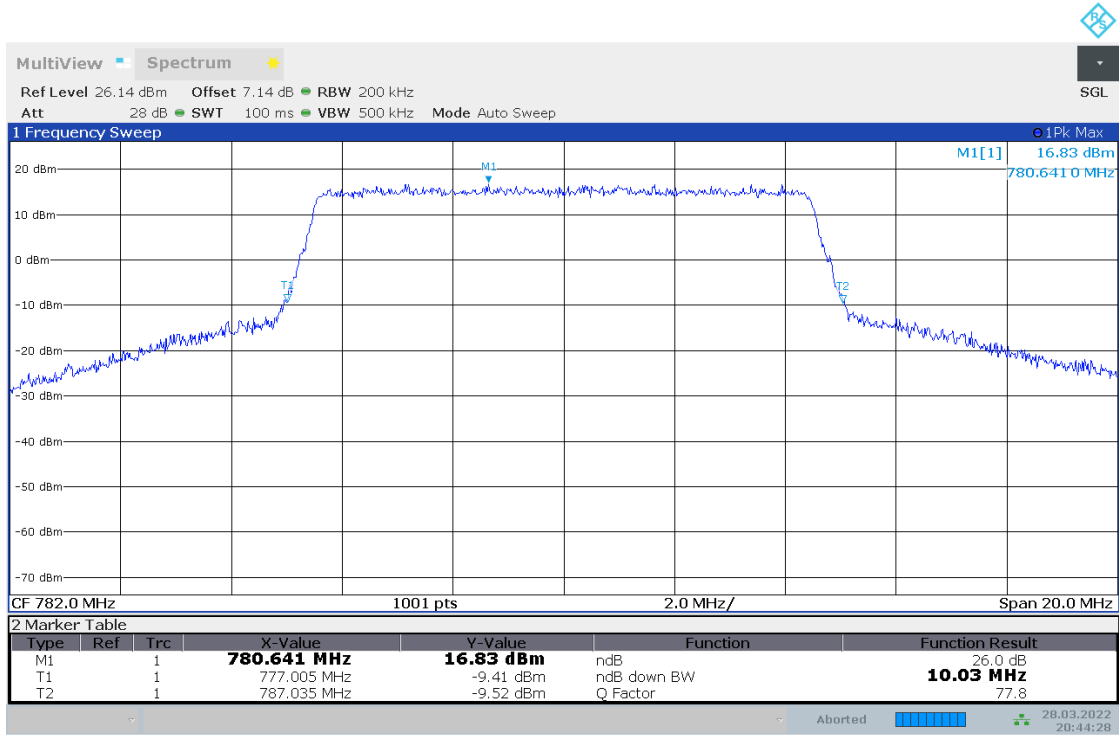


20:44:02 28.03.2022

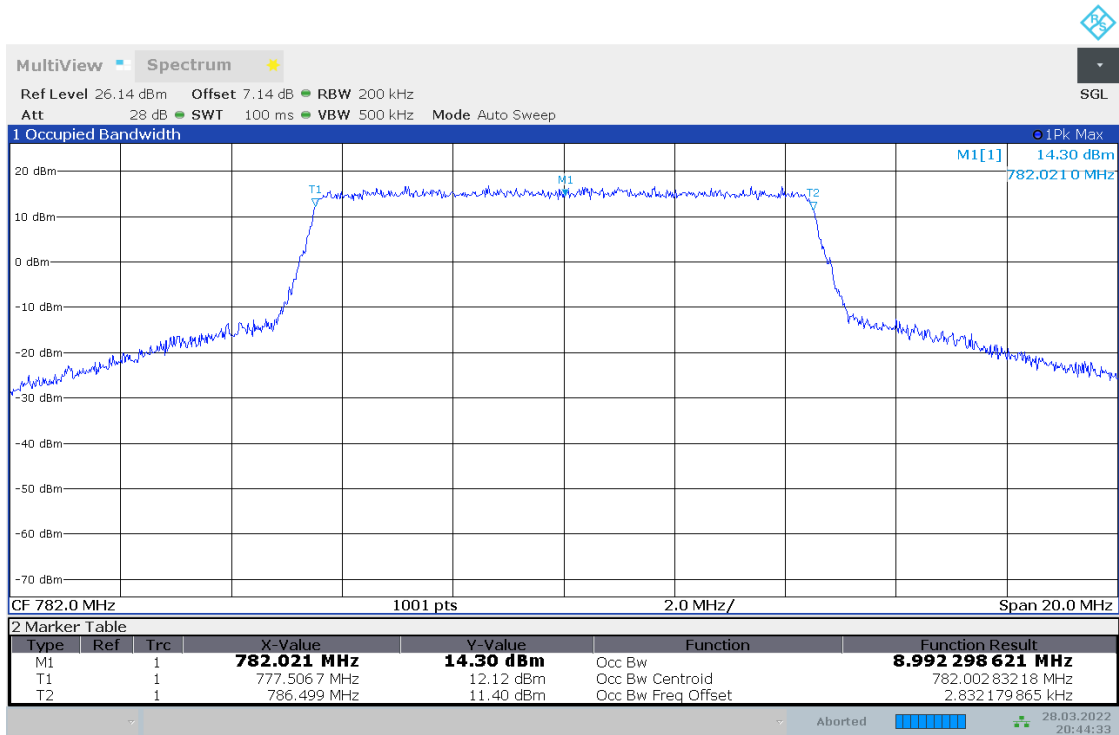


20:44:07 28.03.2022

4.2.18 TM3_10MHZ_HCH_RB50#0



20:44:28 28.03.2022



20:44:34 28.03.2022

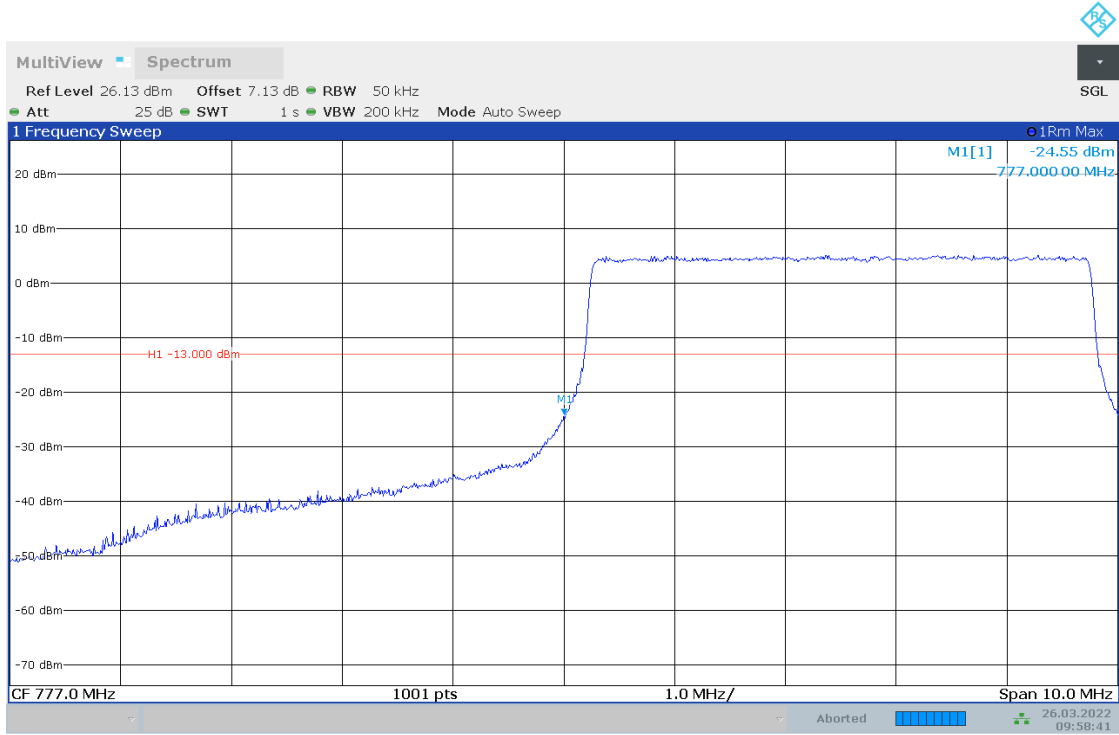
5. APPENDIX E - BAND EDGES COMPLIANCE

5.1 TEST RESULTS

Band Edges Compliance					
Test Mode	Test Bandwidth [MHz]	Test Channel	Test RB	Modulation	Verdict
TM1	5	LCH	RB25#0	QPSK	PASS
			RB1#0	QPSK	PASS
			RB1#24	QPSK	PASS
		HCH	RB25#0	QPSK	PASS
			RB1#0	QPSK	PASS
			RB1#24	QPSK	PASS
	10	LCH	RB50#0	QPSK	PASS
			RB1#0	QPSK	PASS
			RB1#49	QPSK	PASS
		HCH	RB50#0	QPSK	PASS
			RB1#0	QPSK	PASS
			RB1#49	QPSK	PASS
TM2	5	LCH	RB25#0	16QAM	PASS
			RB1#0	16QAM	PASS
			RB1#24	16QAM	PASS
		HCH	RB25#0	16QAM	PASS
			RB1#0	16QAM	PASS
			RB1#24	16QAM	PASS
	10	LCH	RB50#0	16QAM	PASS
			RB1#0	16QAM	PASS
			RB1#49	16QAM	PASS
		HCH	RB50#0	16QAM	PASS
			RB1#0	16QAM	PASS
			RB1#49	16QAM	PASS
TM3	5	LCH	RB25#0	64QAM	PASS
			RB1#0	64QAM	PASS
			RB1#24	64QAM	PASS
		HCH	RB25#0	64QAM	PASS
			RB1#0	64QAM	PASS
			RB1#24	64QAM	PASS
	10	LCH	RB50#0	64QAM	PASS
			RB1#0	64QAM	PASS
			RB1#49	64QAM	PASS
		HCH	RB50#0	64QAM	PASS
			RB1#0	64QAM	PASS
			RB1#49	64QAM	PASS

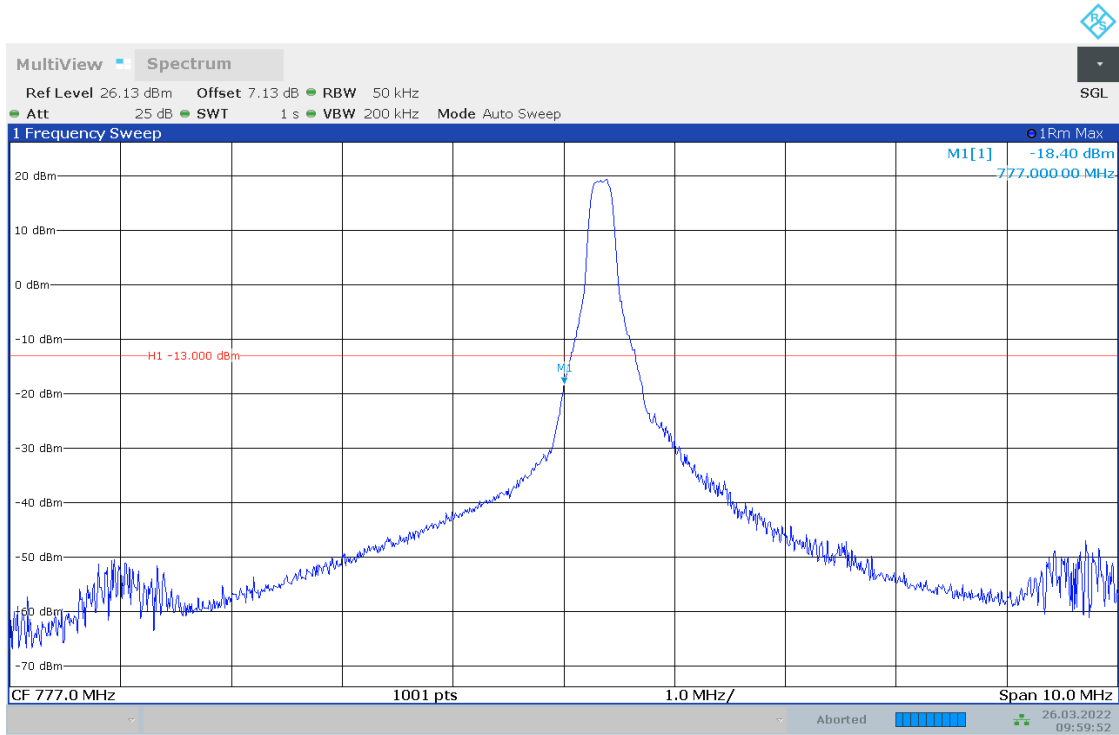
5.2 TEST PLOTS

5.2.1 TM1_5MHZ_LCH_RB25#0



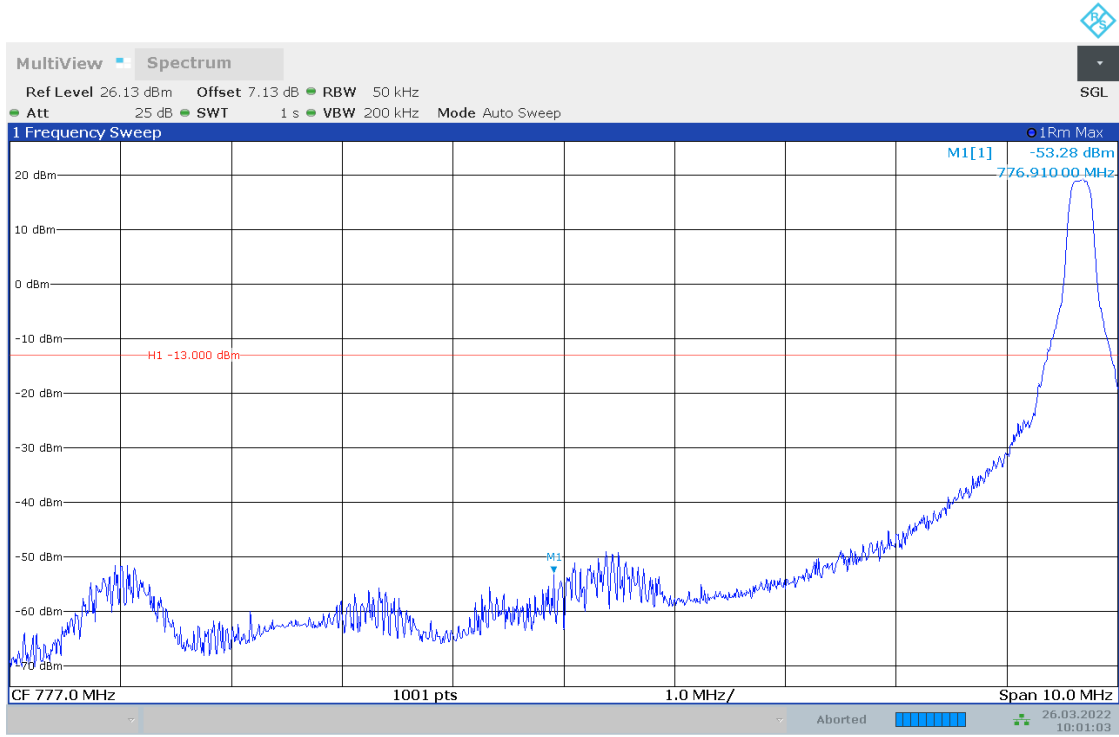
09:58:42 26.03.2022

5.2.2 TM1_5MHZ_LCH_RB1#0



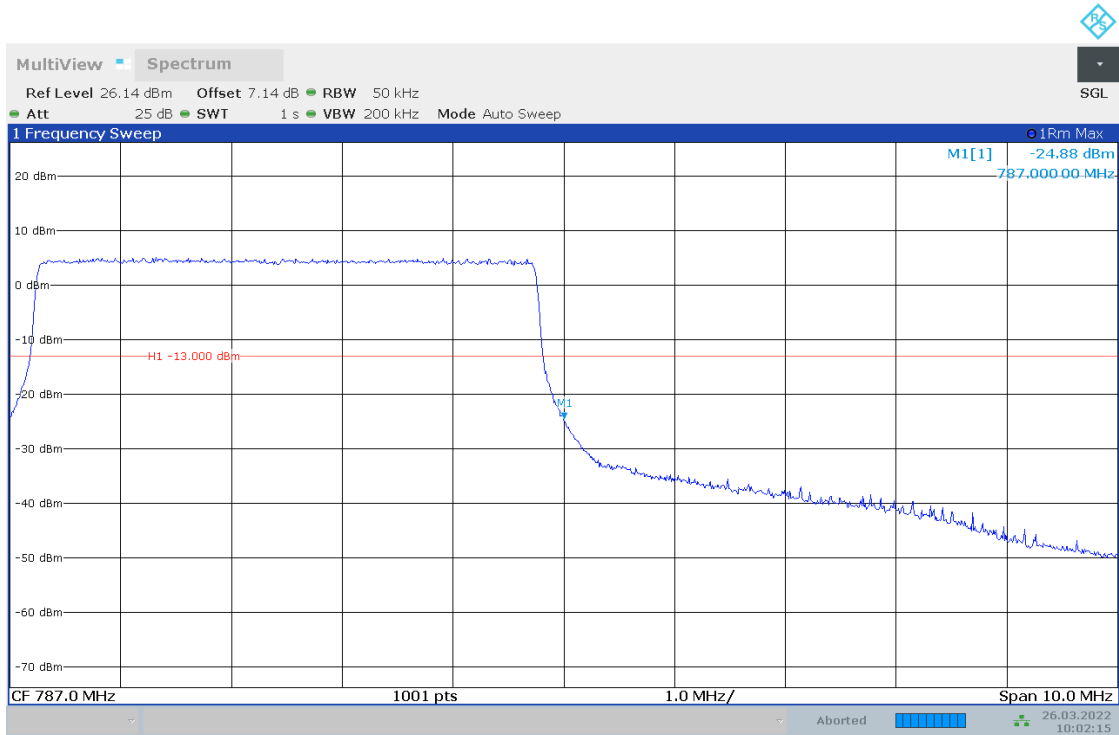
09:59:52 26.03.2022

5.2.3 TM1_5MHZ_LCH_RB1#24



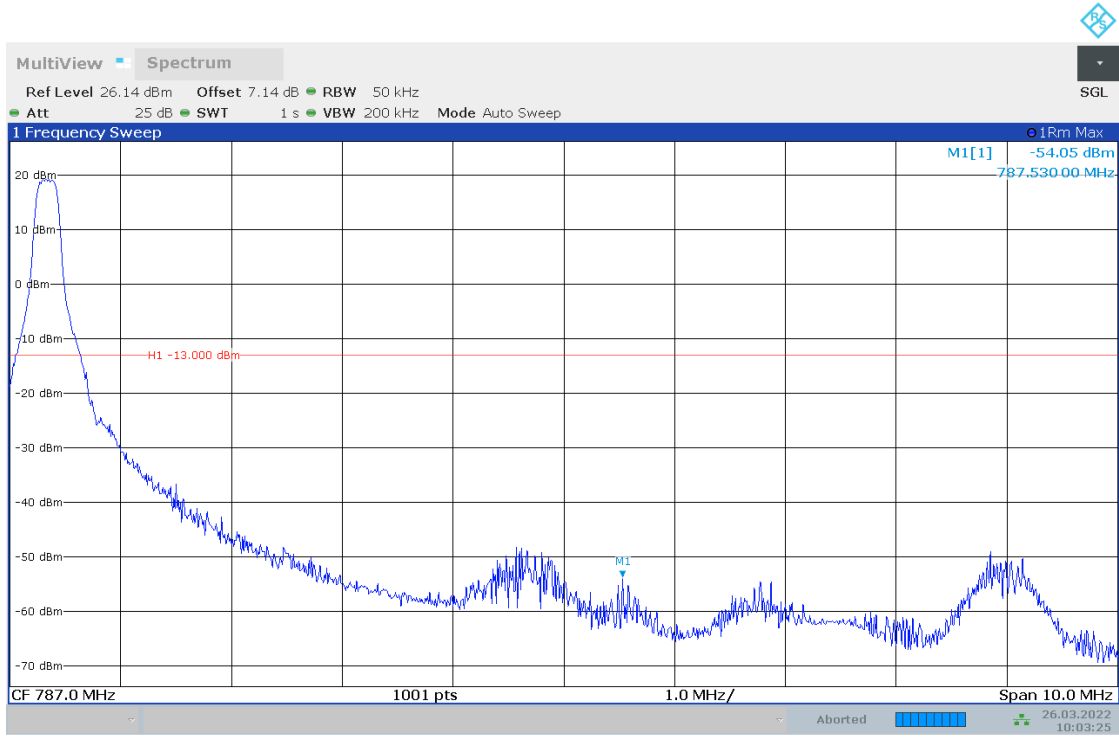
10:01:03 26.03.2022

5.2.4 TM1_5MHZ_HCH_RB25#0

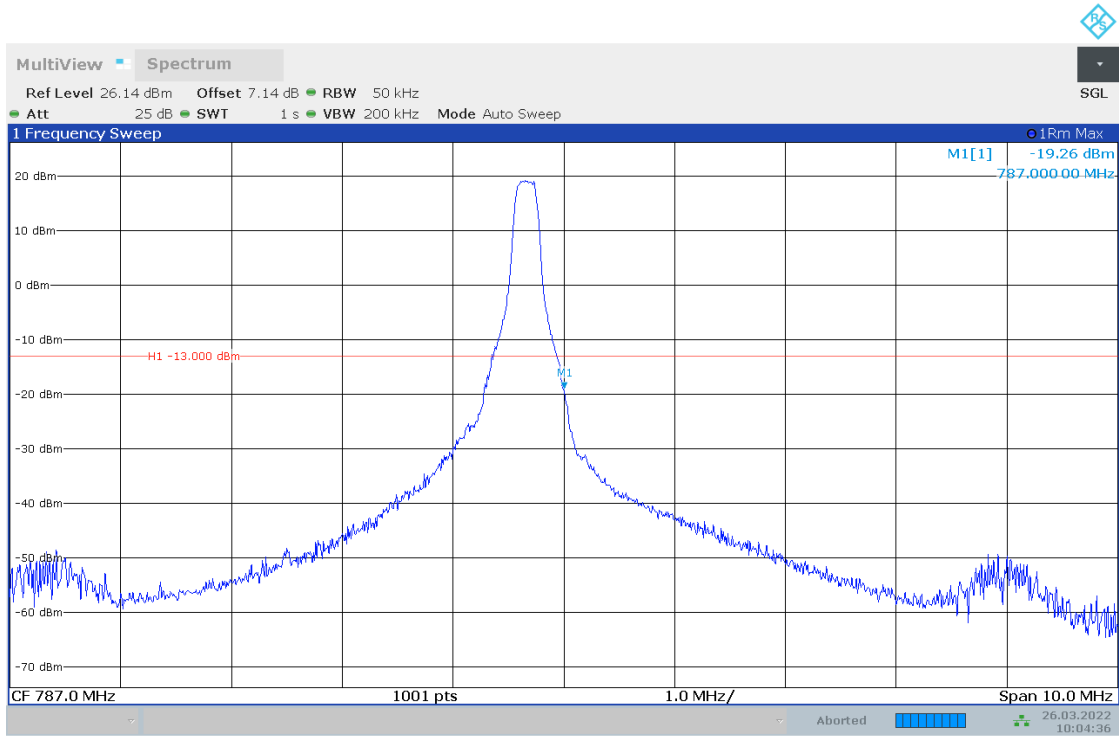


10:02:15 26.03.2022

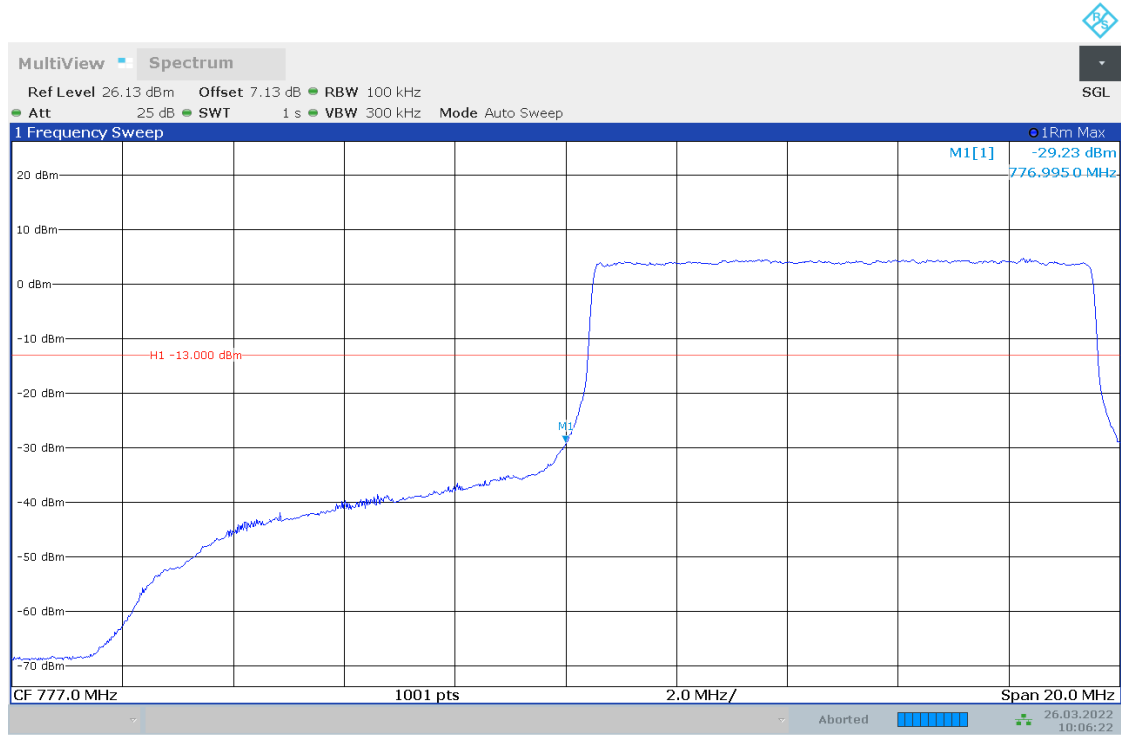
5.2.5 TM1_5MHZ_HCH_RB1#0



5.2.6 TM1_5MHZ_HCH_RB1#24

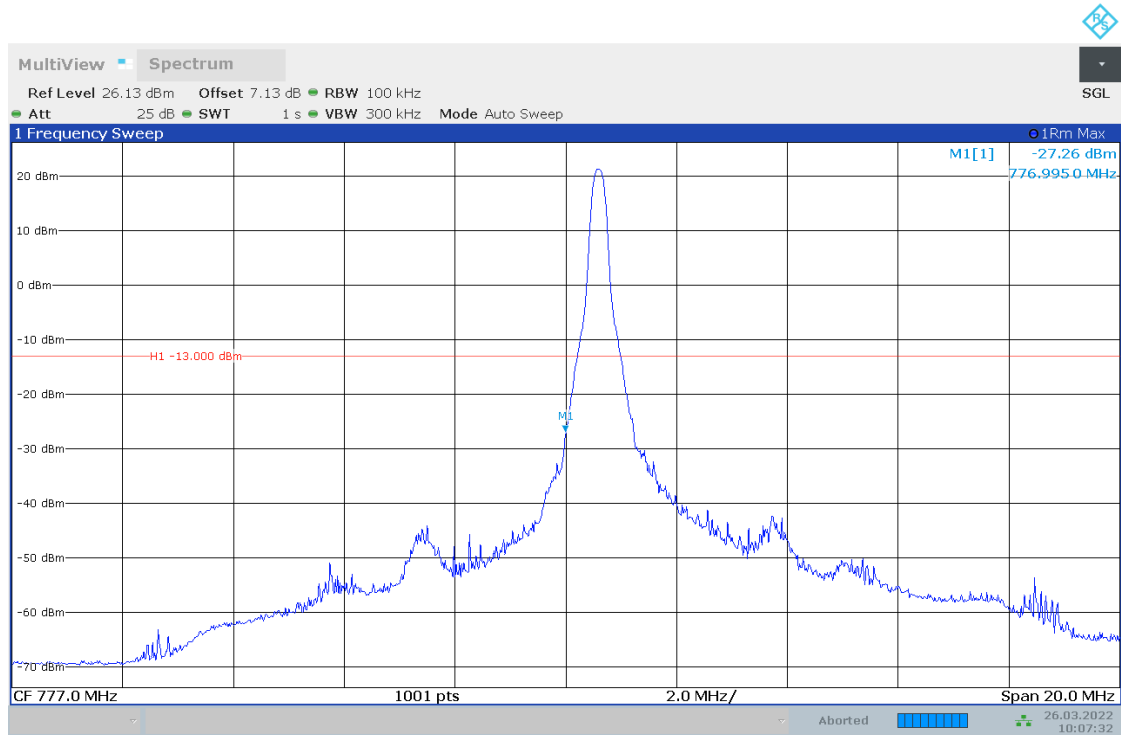


5.2.7 TM1_10MHZ_LCH_RB50#0



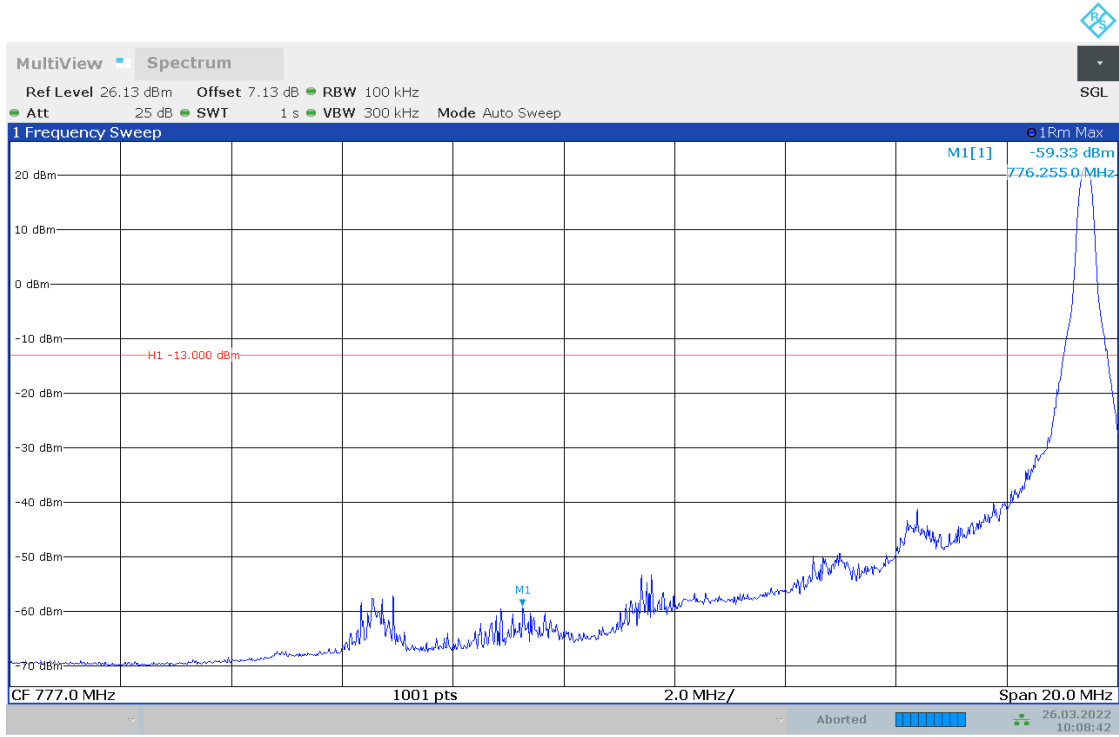
10:06:22 26.03.2022

5.2.8 TM1_10MHZ_LCH_RB1#0



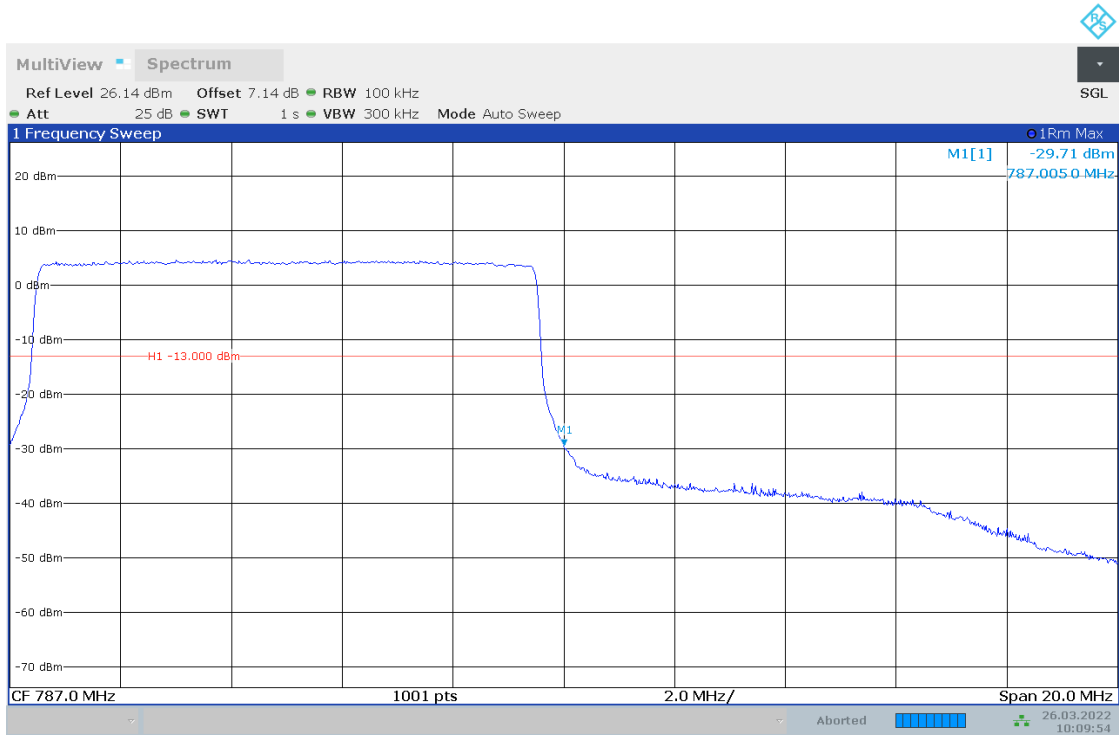
10:07:33 26.03.2022

5.2.9 TM1_10MHZ_LCH_RB1#49



10:08:43 26.03.2022

5.2.10 TM1_10MHZ_HCH_RB50#0



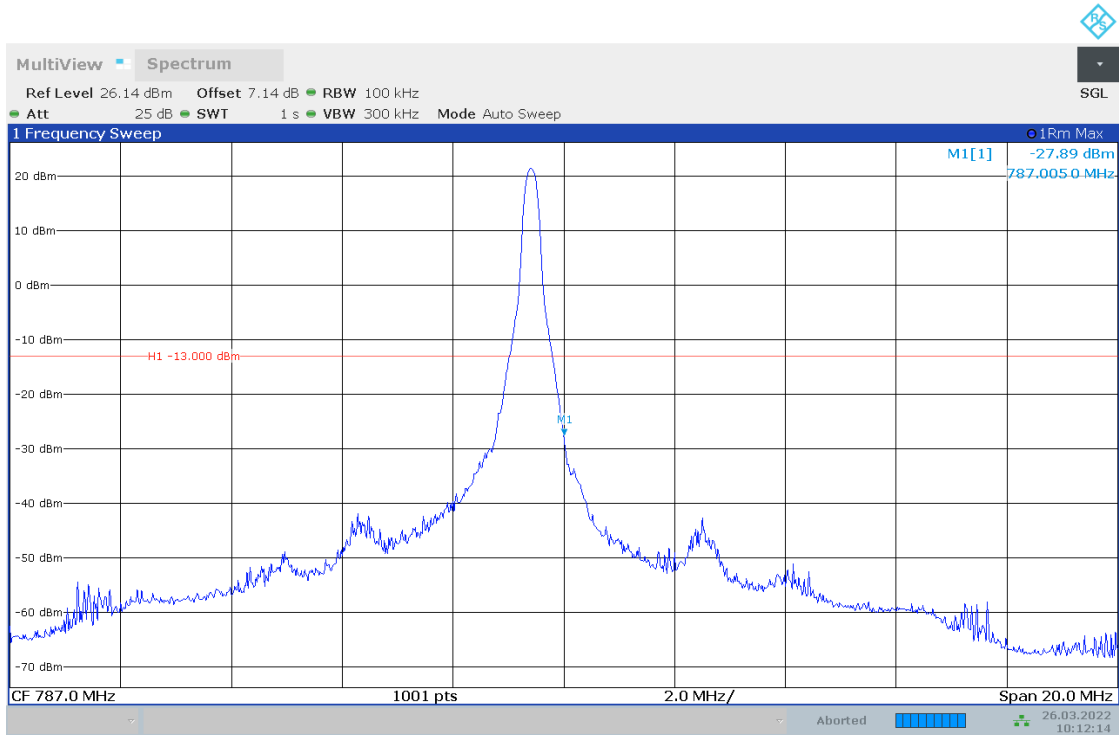
10:09:54 26.03.2022

5.2.11 TM1_10MHZ_HCH_RB1#0



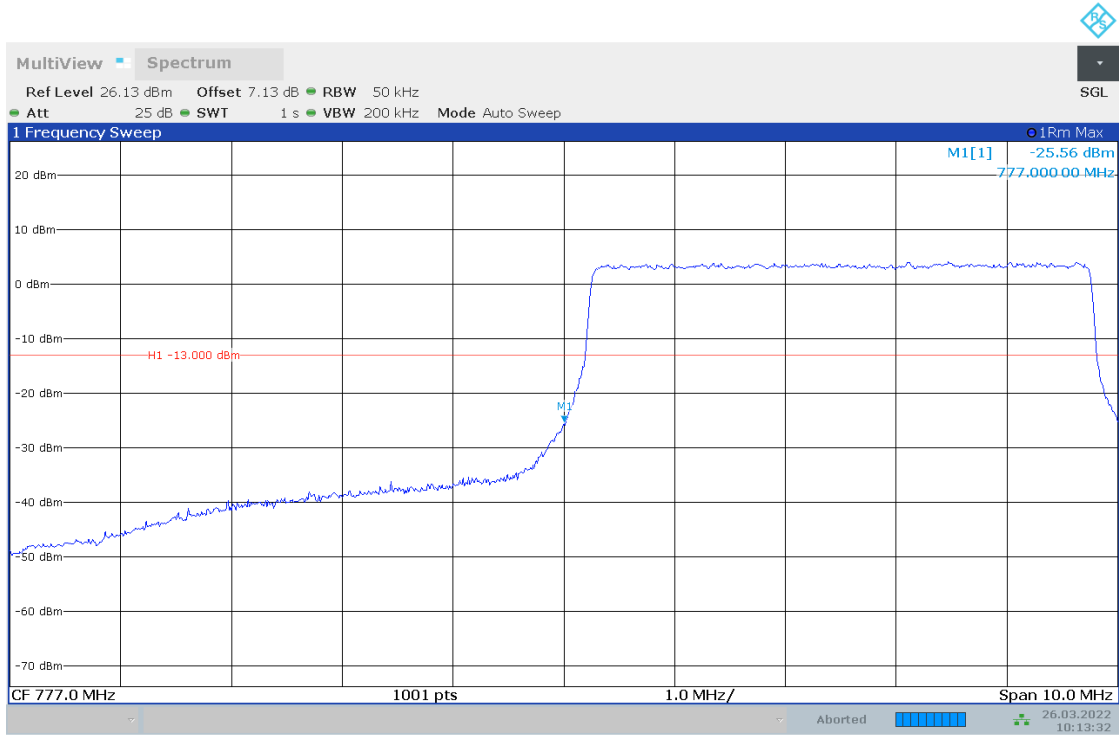
10:11:04 26.03.2022

5.2.12 TM1_10MHZ_HCH_RB1#49



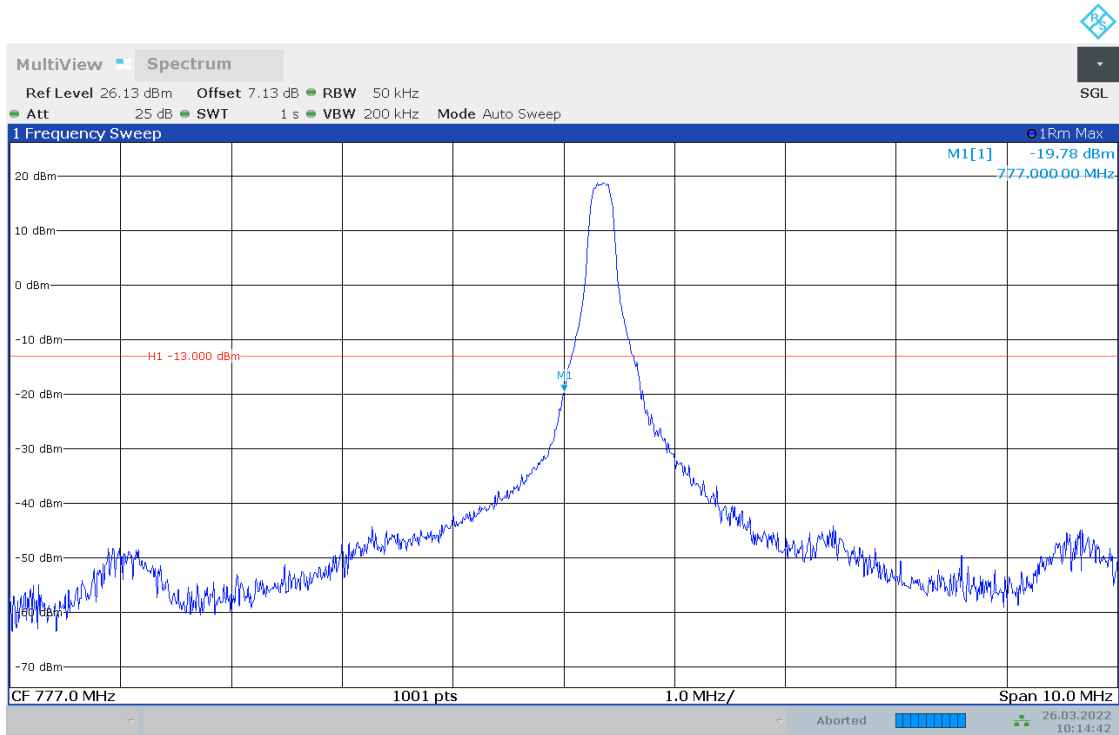
10:12:14 26.03.2022

5.2.13 TM2_5MHZ_LCH_RB25#0



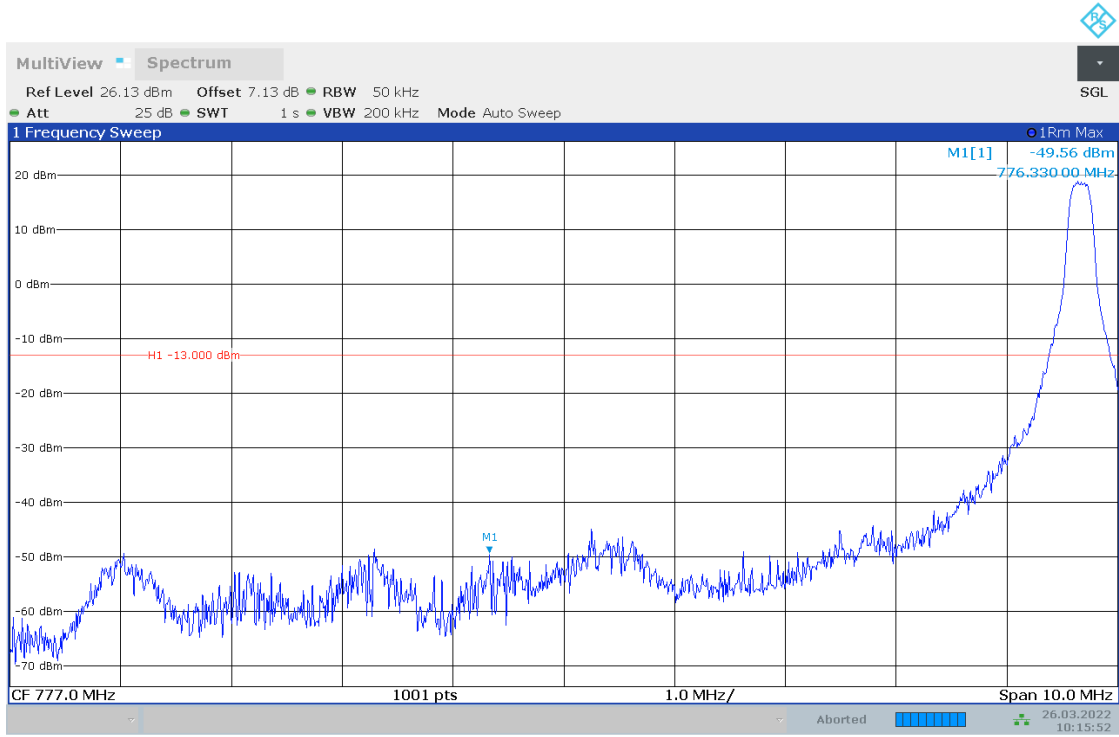
10:13:33 26.03.2022

5.2.14 TM2_5MHZ_LCH_RB1#0



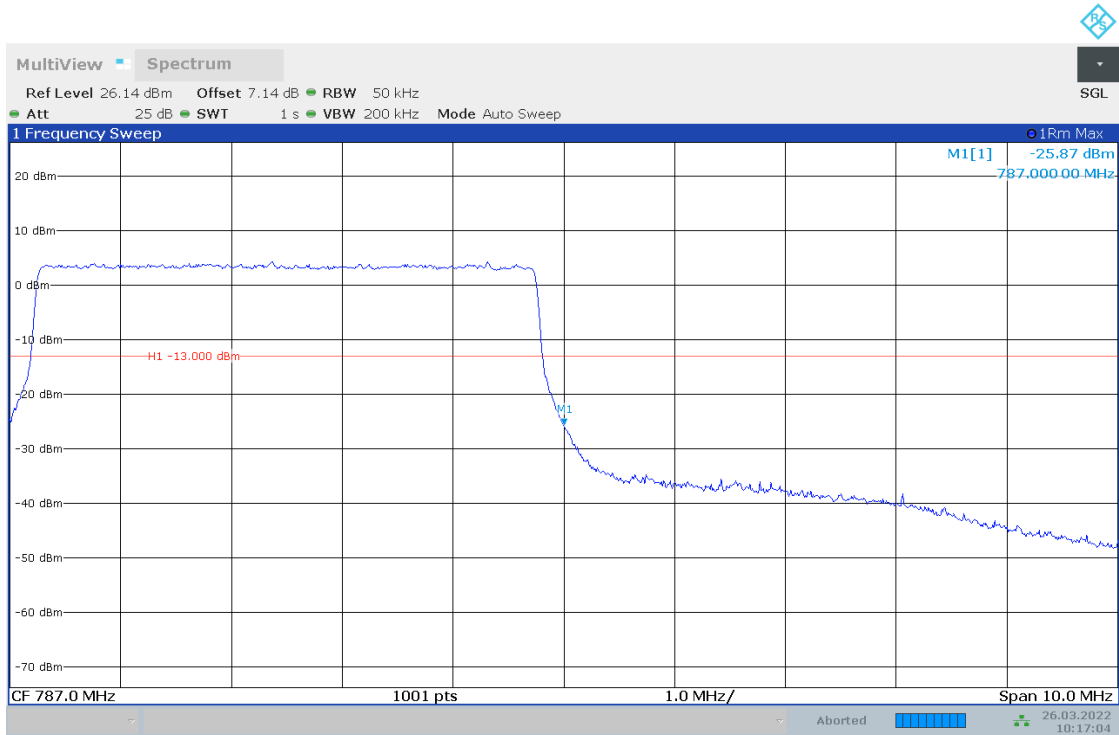
10:14:43 26.03.2022

5.2.15 TM2_5MHZ_LCH_RB1#24



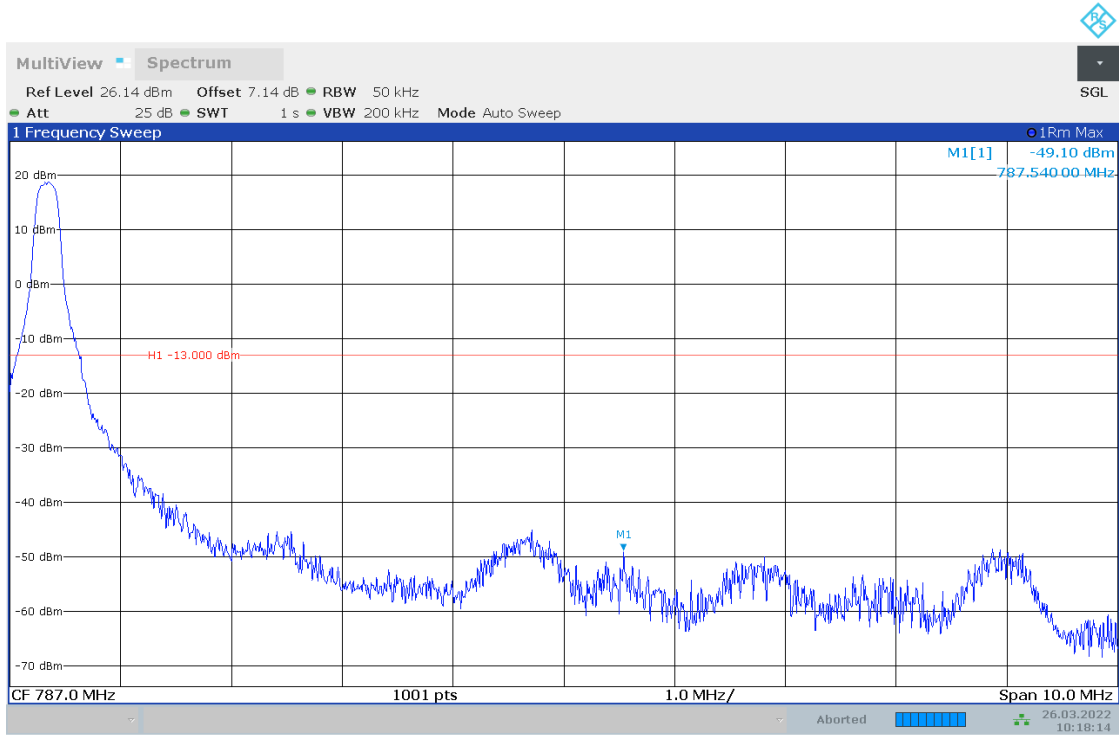
10:15:53 26.03.2022

5.2.16 TM2_5MHZ_HCH_RB25#0

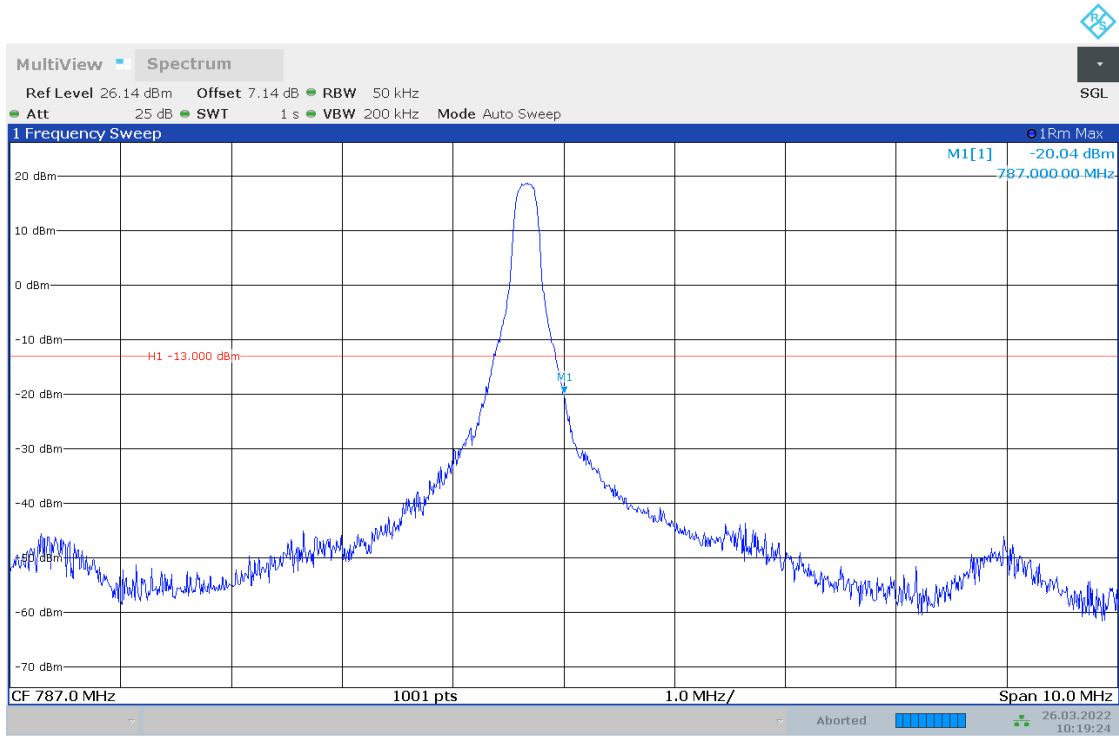


10:17:05 26.03.2022

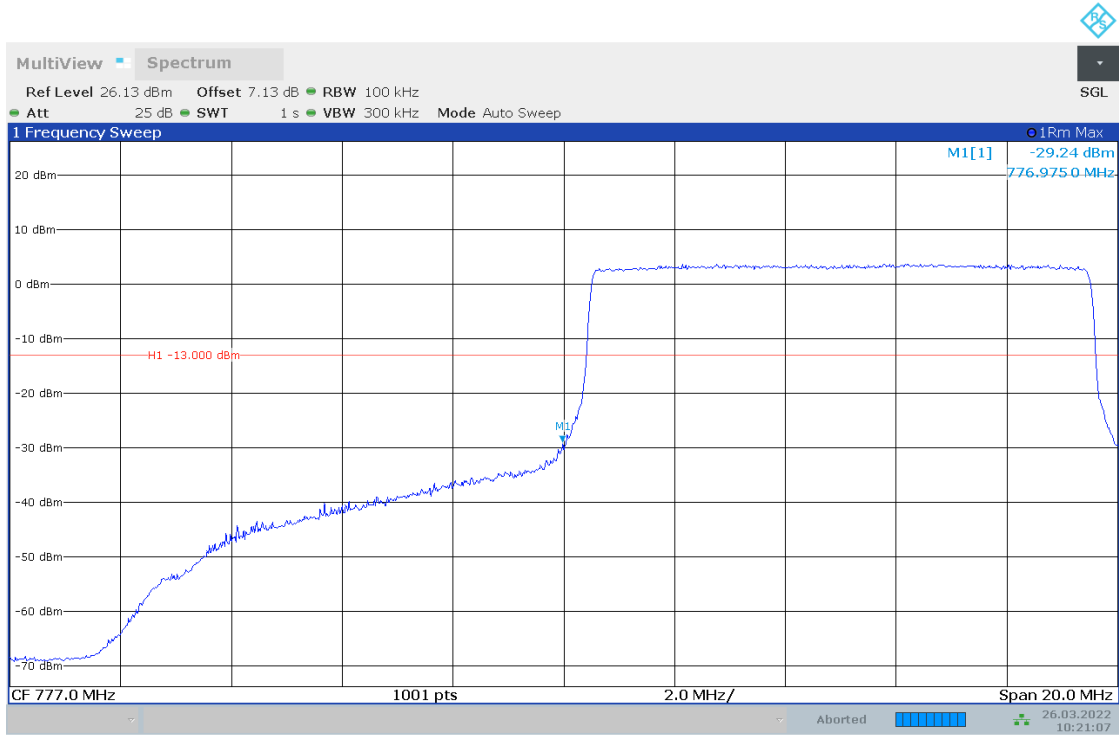
5.2.17 TM2_5MHZ_HCH_RB1#0



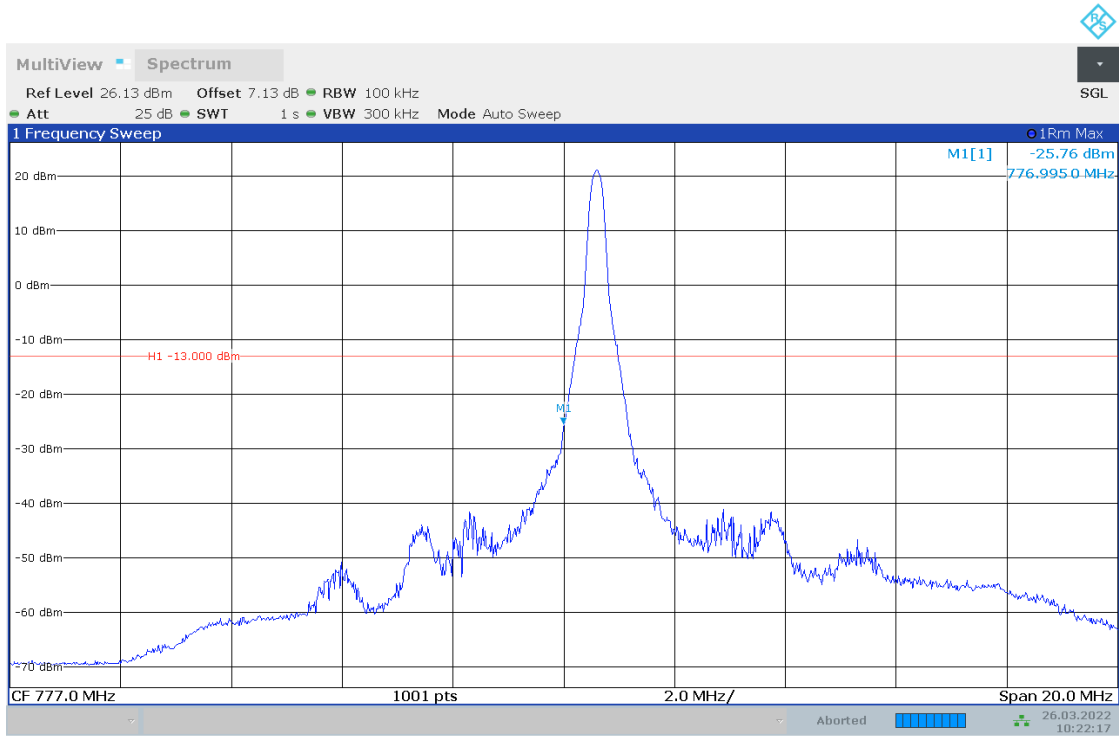
5.2.18 TM2_5MHZ_HCH_RB1#24



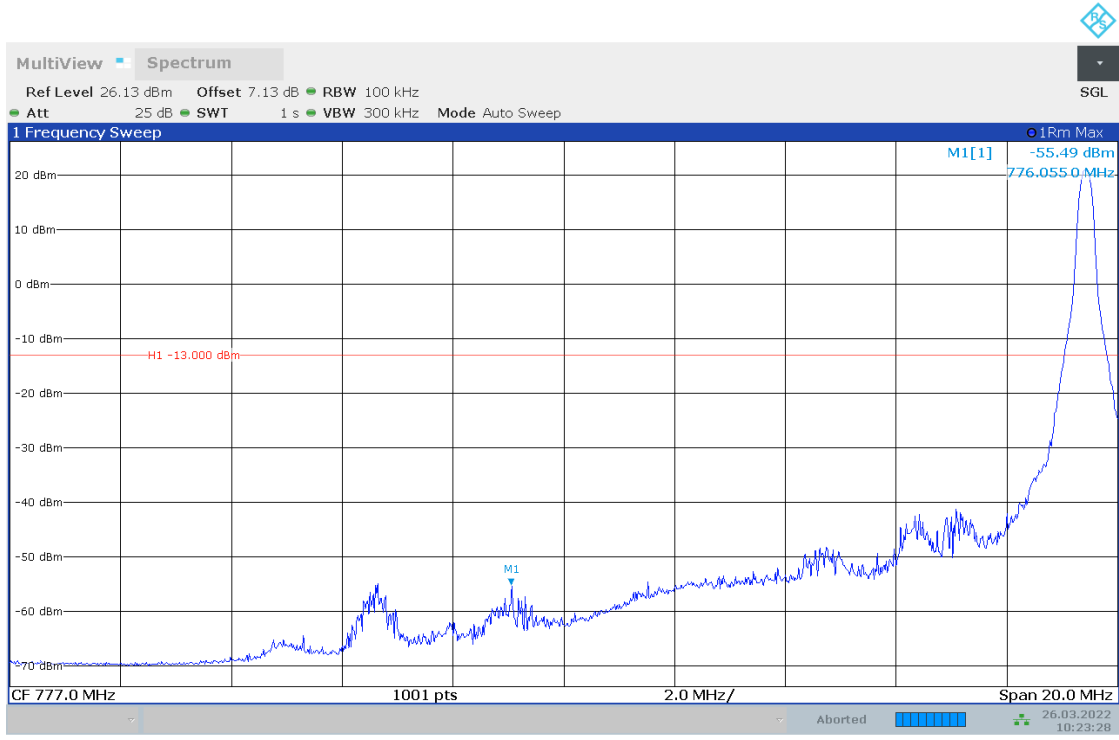
5.2.19 TM2_10MHZ_LCH_RB50#0



5.2.20 TM2_10MHZ_LCH_RB1#0

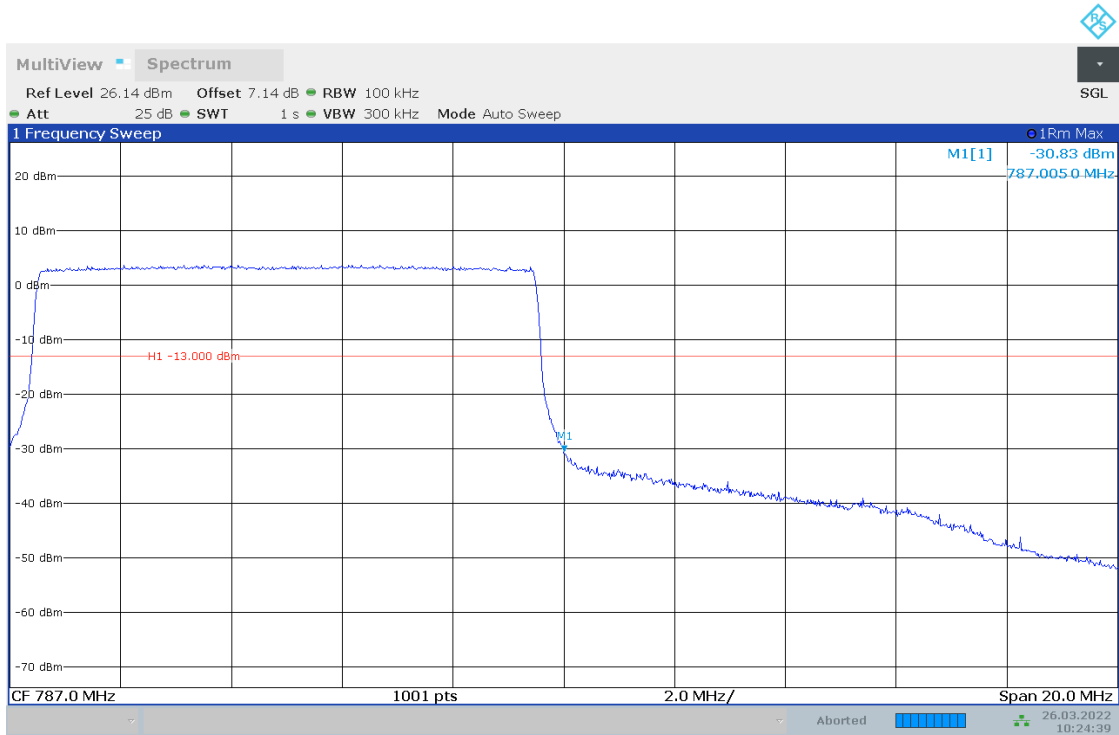


5.2.21 TM2_10MHZ_LCH_RB1#49



10:23:28 26.03.2022

5.2.22 TM2_10MHZ_HCH_RB50#0



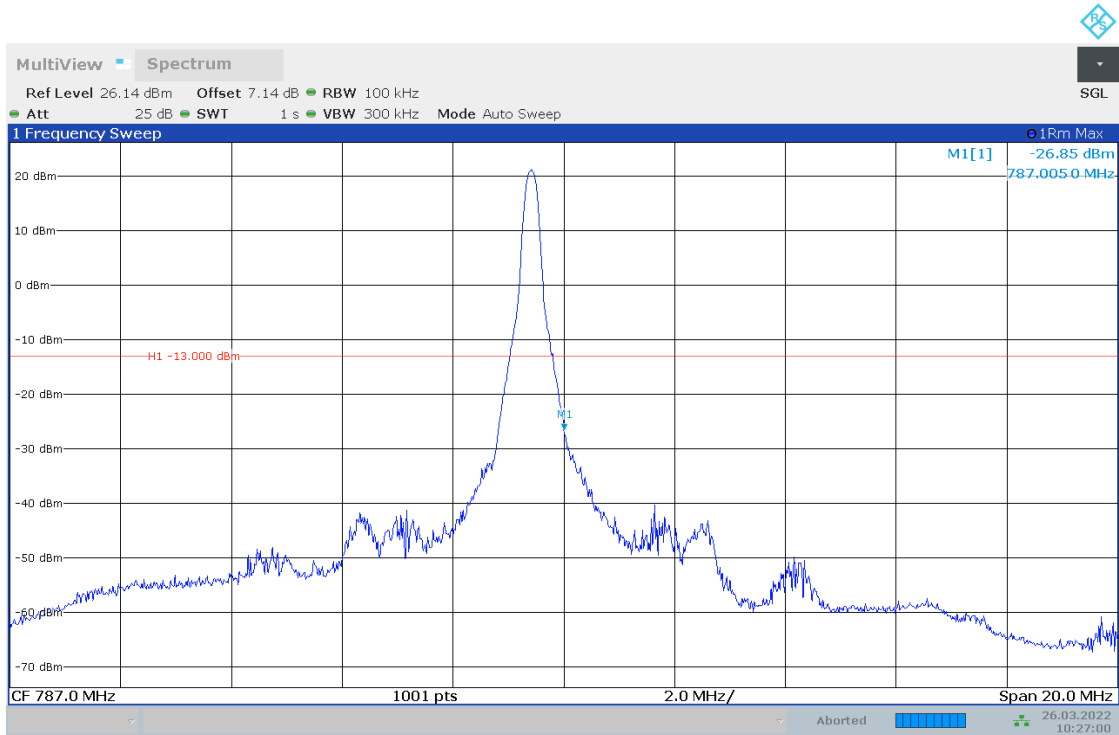
10:24:40 26.03.2022

5.2.23 TM2_10MHZ_HCH_RB1#0



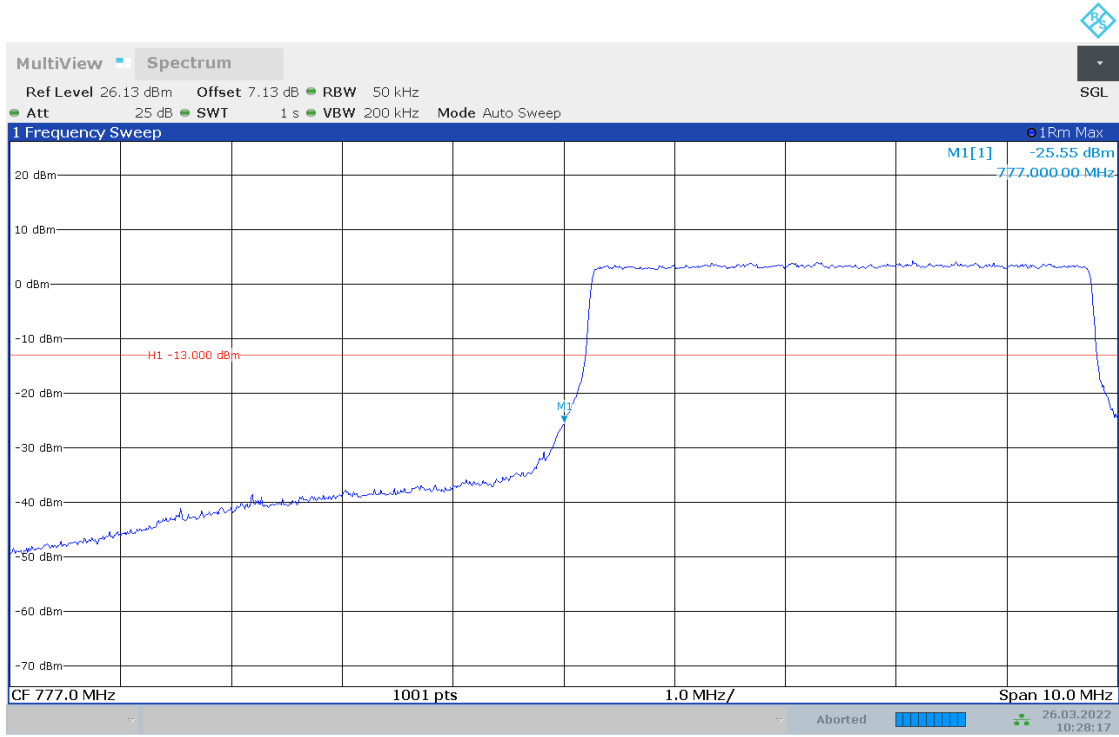
10:25:50 26.03.2022

5.2.24 TM2_10MHZ_HCH_RB1#49



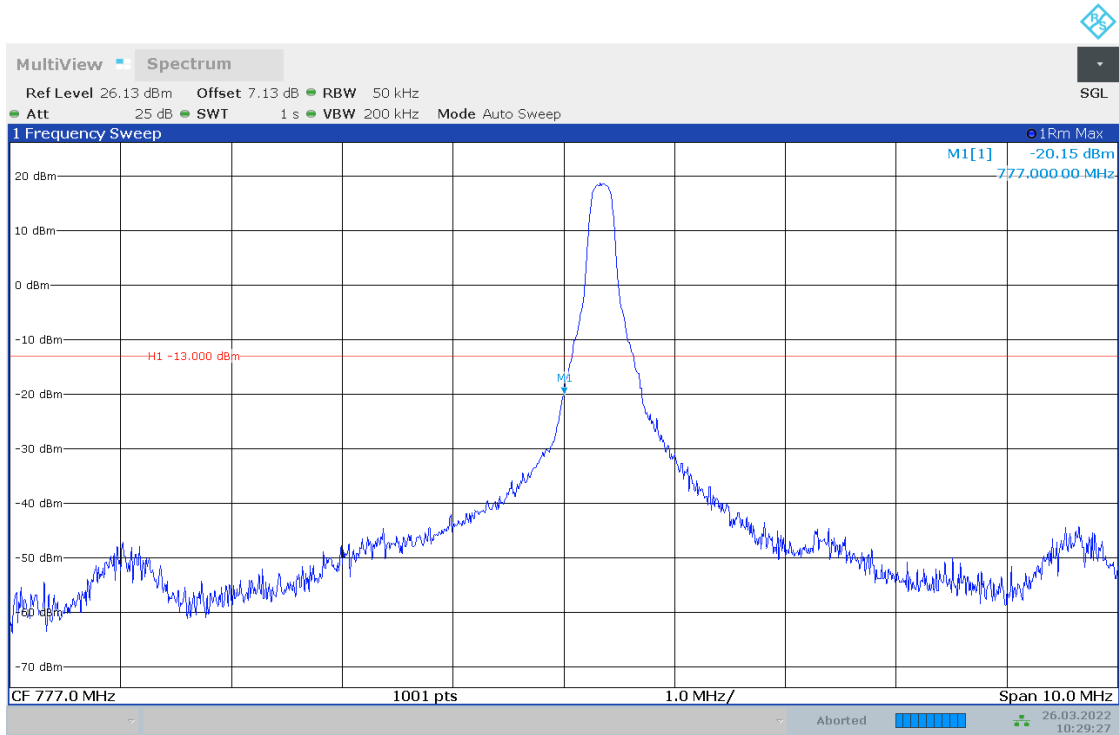
10:27:00 26.03.2022

5.2.25 TM3_5MHZ_LCH_RB25#0



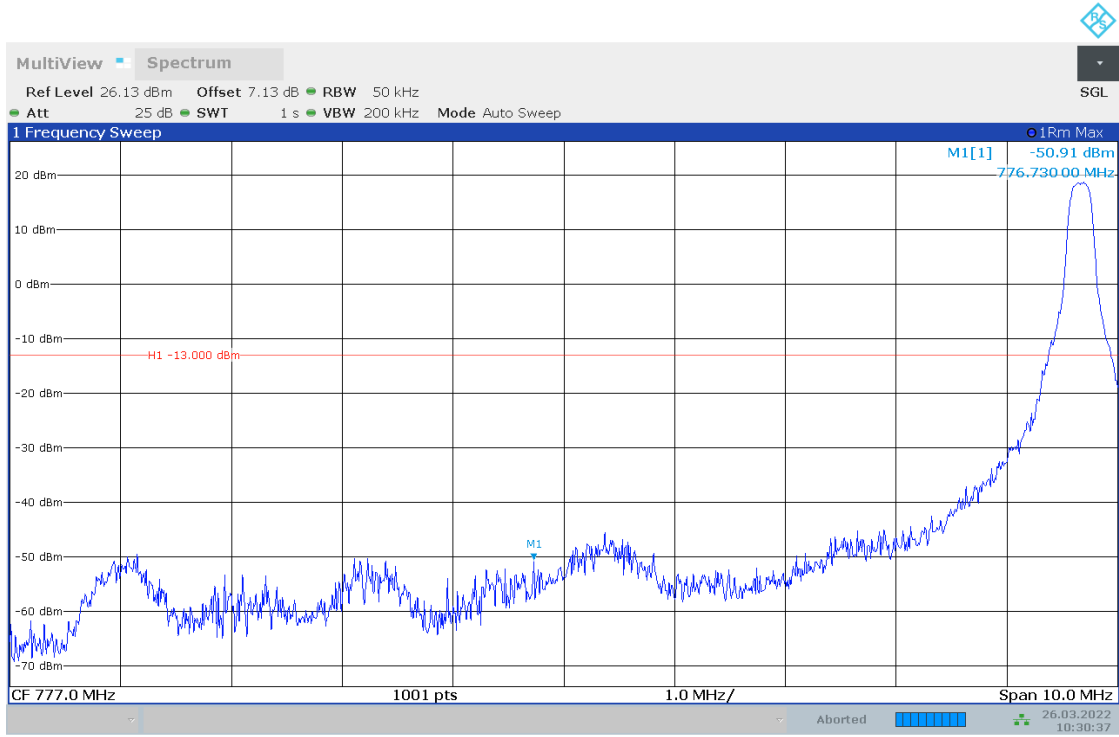
10:28:18 26.03.2022

5.2.26 TM3_5MHZ_LCH_RB1#0



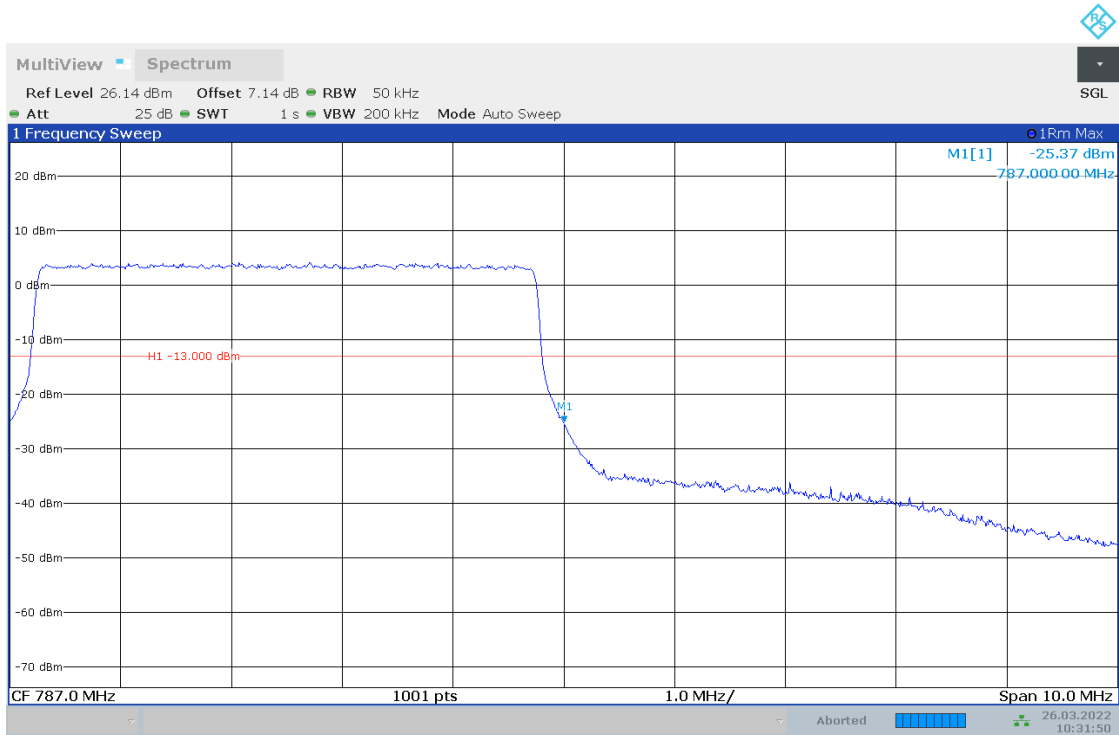
10:29:28 26.03.2022

5.2.27 TM3_5MHZ_LCH_RB1#24



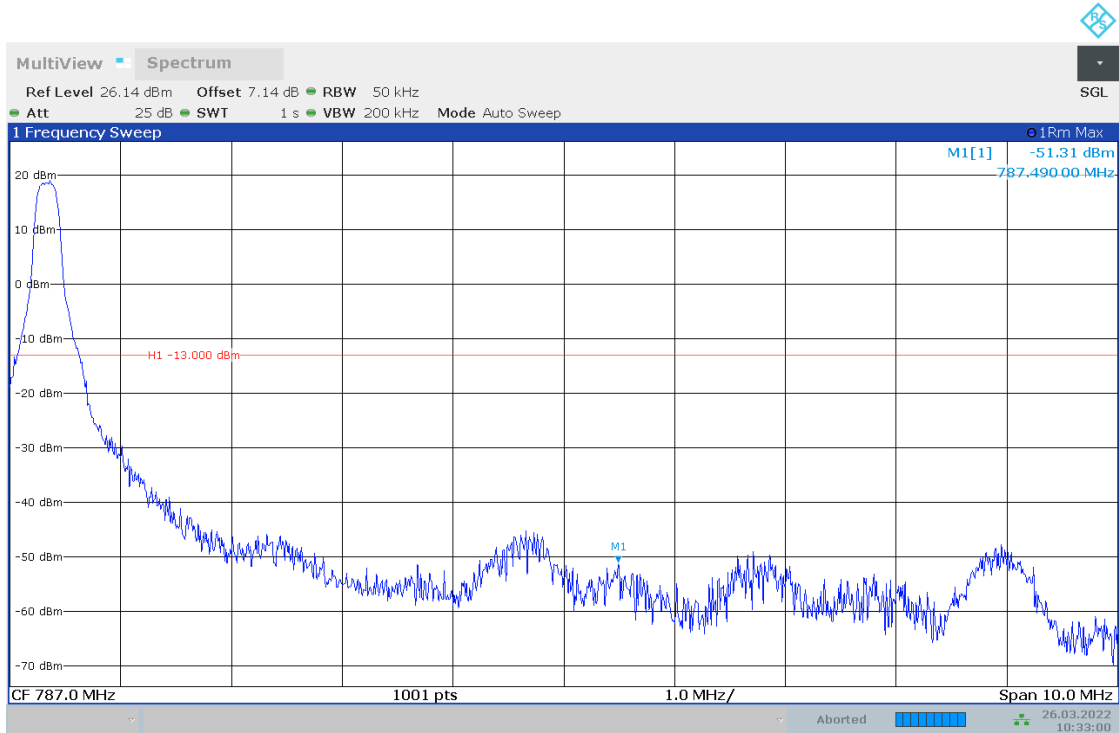
10:30:38 26.03.2022

5.2.28 TM3_5MHZ_HCH_RB25#0



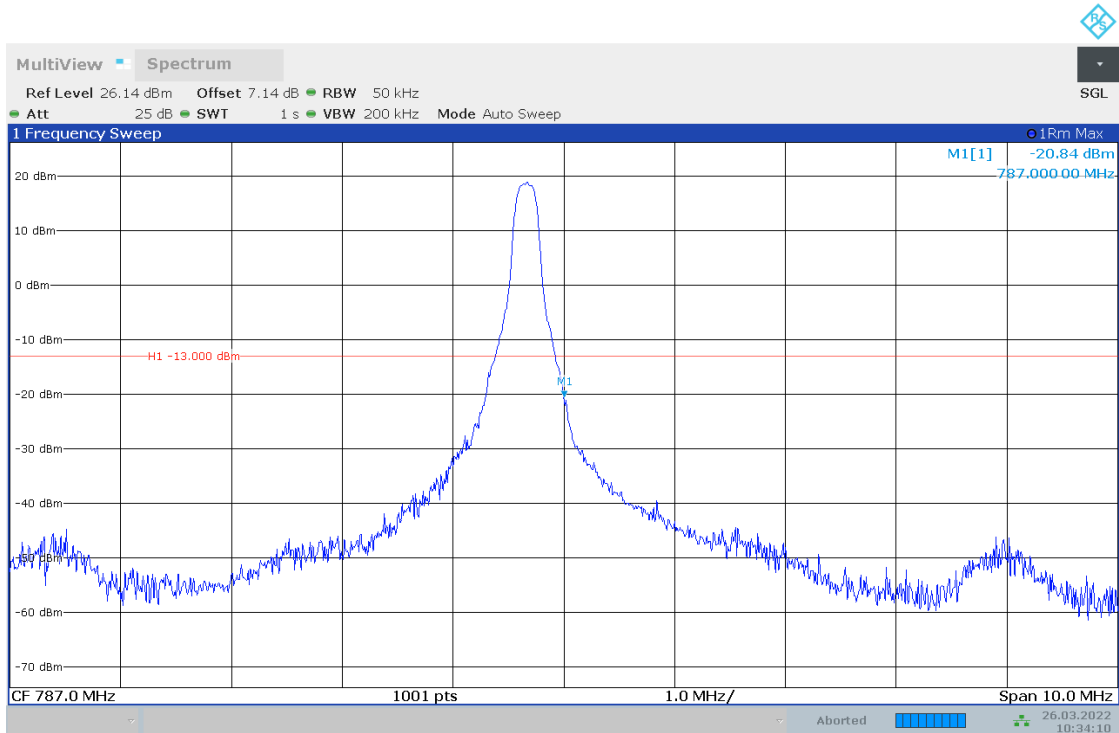
10:31:50 26.03.2022

5.2.29 TM3_5MHZ_HCH_RB1#0



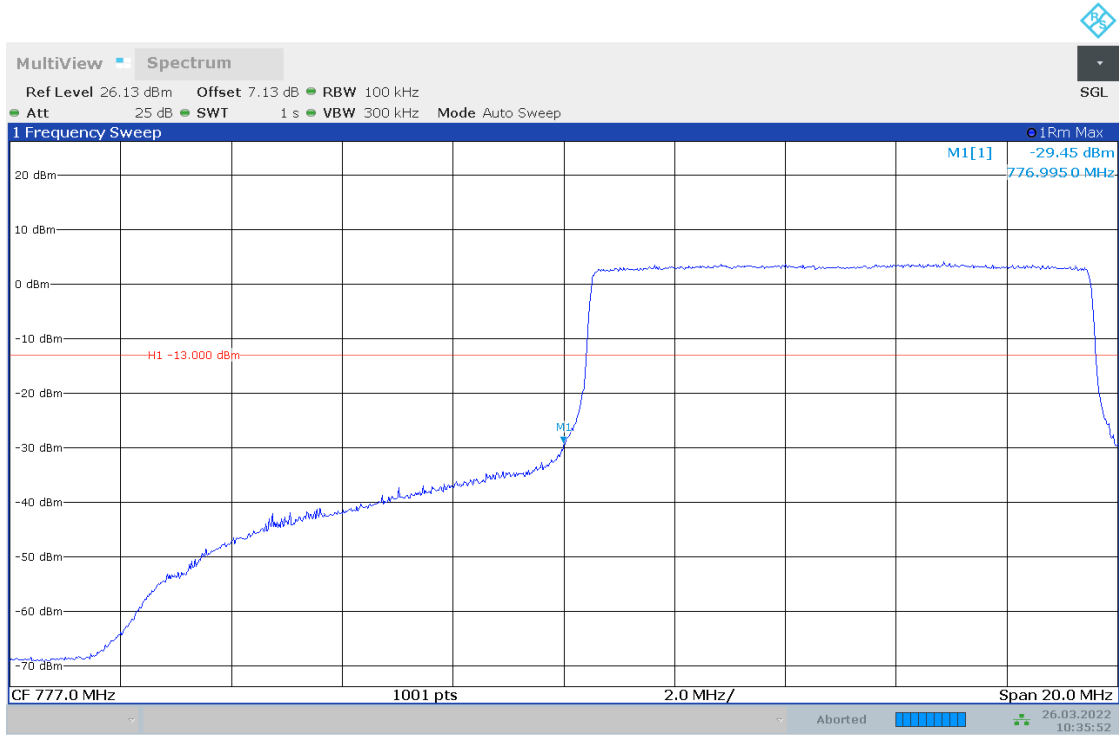
10:33:00 26.03.2022

5.2.30 TM3_5MHZ_HCH_RB1#24



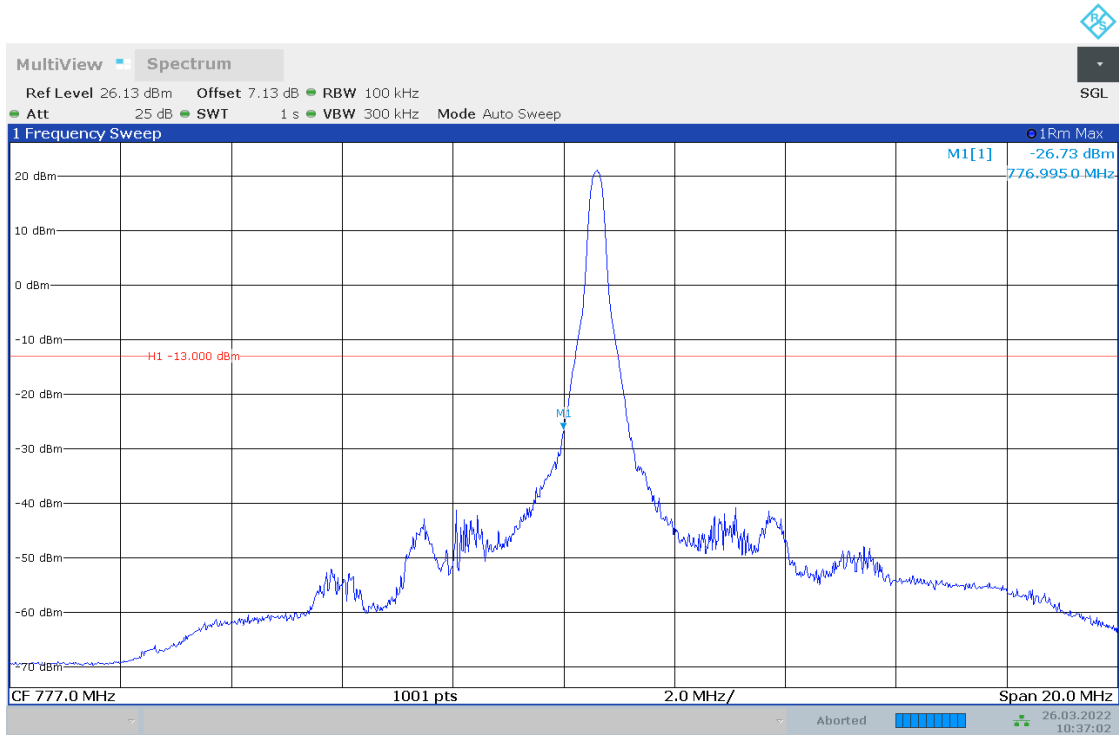
10:34:10 26.03.2022

5.2.31 TM3_10MHZ_LCH_RB50#0



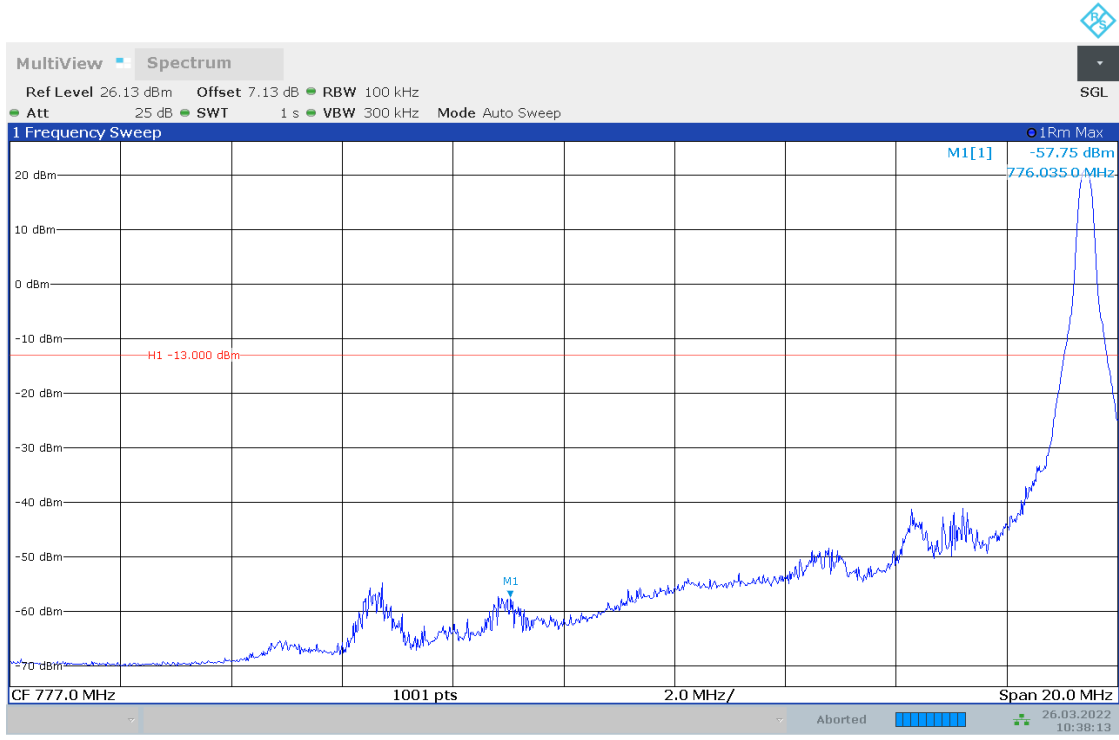
10:35:53 26.03.2022

5.2.32 TM3_10MHZ_LCH_RB1#0



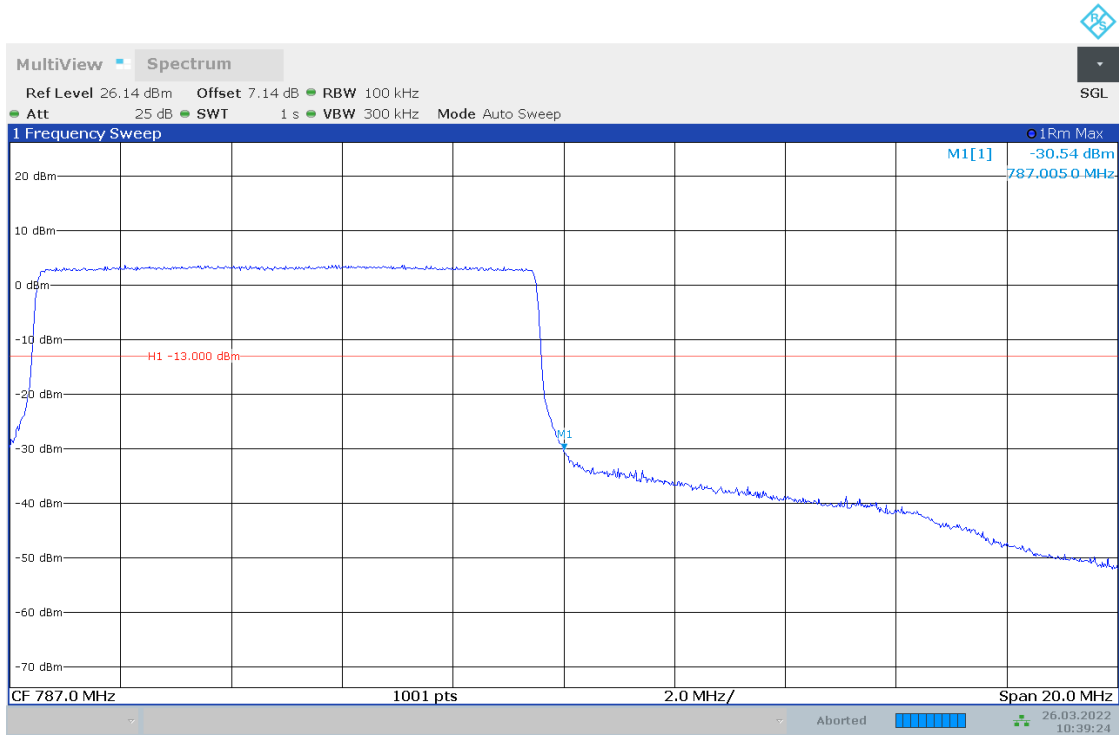
10:37:03 26.03.2022

5.2.33 TM3_10MHZ_LCH_RB1#49



10:38:13 26.03.2022

5.2.34 TM3_10MHZ_HCH_RB50#0



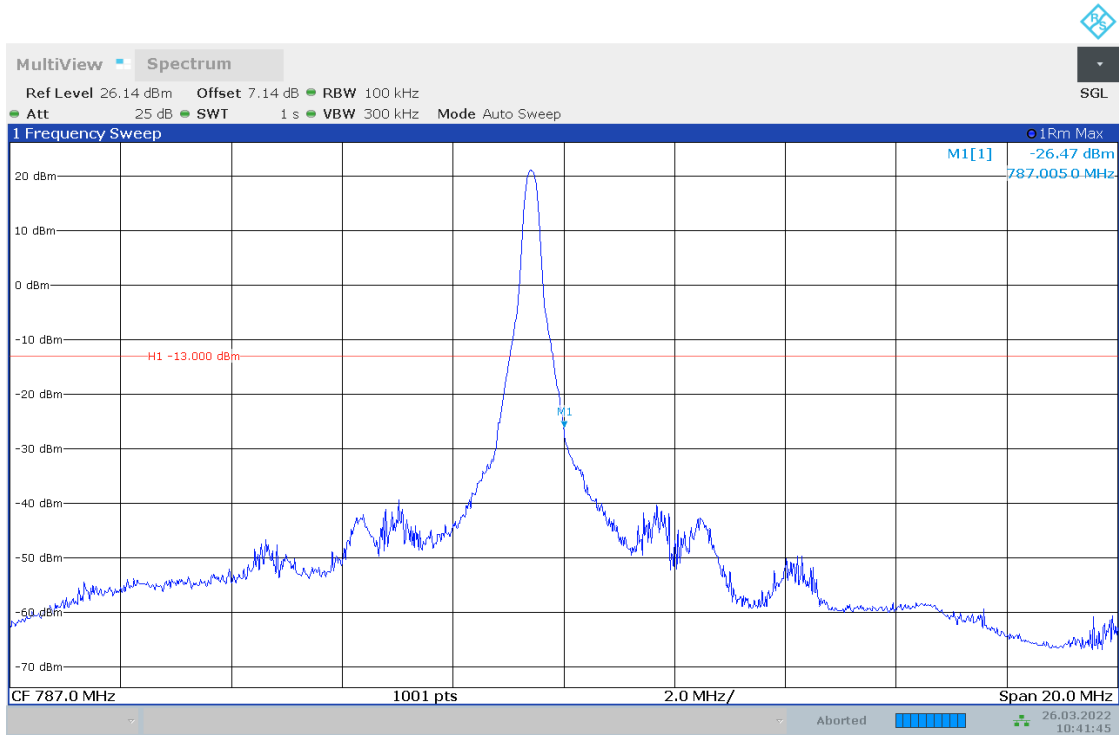
10:39:25 26.03.2022

5.2.35 TM3_10MHZ_HCH_RB1#0



10:40:35 26.03.2022

5.2.36 TM3_10MHZ_HCH_RB1#49



10:41:45 26.03.2022

6. APPENDIX F - SPURIOUS EMISSION AT ANTENNA TERMINAL

6.1 TEST RESULTS

Spurious Emission at Antenna Terminal								
Test Mode	Test Bandwidth [MHz]	Test Channel	Test RB	Modulation	Frequency [MHz]	Power [dBm]	Limit [dBm]	Verdict
TM1	5	LCH	RB25#0	QPSK	0.02	-77.79	-33	PASS
			RB25#0	QPSK	18.44	-70.85	-23	PASS
			RB25#0	QPSK	9854.32	-41.71	-13	PASS
			RB25#0	QPSK	774.8	-37.44	-35	PASS
			RB25#0	QPSK	793.22	-58.00	-35	PASS
			RB25#0	QPSK	1566.84	-45.15	-40	PASS
			RB1#0	QPSK	0.01	-77.18	-33	PASS
			RB1#0	QPSK	18.58	-71.99	-23	PASS
			RB1#0	QPSK	9784.28	-41.78	-13	PASS
			RB1#0	QPSK	773.06	-50.17	-35	PASS
			RB1#0	QPSK	802.92	-60.60	-35	PASS
			RB1#0	QPSK	1574.47	-46.02	-40	PASS
			RB1#24	QPSK	0.01	-76.37	-33	PASS
			RB1#24	QPSK	23.41	-71.59	-23	PASS
			RB1#24	QPSK	790.57	-41.13	-13	PASS
			RB1#24	QPSK	772.96	-54.95	-35	PASS
			RB1#24	QPSK	793.0	-61.15	-35	PASS
			RB1#24	QPSK	1580.44	-45.94	-40	PASS
		RB25#0	QPSK	0.01	-76.97	-33	PASS	
		RB25#0	QPSK	22.45	-71.18	-23	PASS	
		RB25#0	QPSK	788.57	-28.34	-13	PASS	
		RB25#0	QPSK	774.94	-43.82	-35	PASS	
		RB25#0	QPSK	793.27	-54.81	-35	PASS	
		RB25#0	QPSK	1570.73	-46.63	-40	PASS	
		RB1#0	QPSK	0.01	-75.74	-33	PASS	
		RB1#0	QPSK	19.24	-71.65	-23	PASS	
		RB1#0	QPSK	9049.51	-44.43	-13	PASS	
		RB1#0	QPSK	771.23	-55.57	-35	PASS	
		RB1#0	QPSK	802.45	-61.54	-35	PASS	
		RB1#0	QPSK	1592.03	-45.03	-40	PASS	
		RB1#24	QPSK	0.01	-75.92	-33	PASS	
		RB1#24	QPSK	0.24	-71.76	-23	PASS	
		RB1#24	QPSK	9985.67	-45.19	-13	PASS	
		RB1#24	QPSK	775.0	-61.35	-35	PASS	
		RB1#24	QPSK	793.05	-56.27	-35	PASS	
		RB1#24	QPSK	1582.65	-44.64	-40	PASS	

Spurious Emission at Antenna Terminal								
Test Mode	Test Bandwidth [MHz]	Test Channel	Test RB	Modulation	Frequency [MHz]	Power [dBm]	Limit [dBm]	Verdict
TM1	5	HCH	RB25#0	QPSK	0.01	-76.10	-33	PASS
			RB25#0	QPSK	29.67	-71.41	-23	PASS
			RB25#0	QPSK	9722.97	-43.62	-13	PASS
			RB25#0	QPSK	774.97	-51.35	-35	PASS
			RB25#0	QPSK	793.01	-48.81	-35	PASS
			RB25#0	QPSK	1567.86	-45.63	-40	PASS
			RB1#0	QPSK	0.01	-76.41	-33	PASS
			RB1#0	QPSK	0.19	-71.43	-23	PASS
			RB1#0	QPSK	790.82	-39.88	-13	PASS
			RB1#0	QPSK	773.6	-55.50	-35	PASS
			RB1#0	QPSK	803.23	-60.88	-35	PASS
			RB1#0	QPSK	1578.39	-43.72	-40	PASS
			RB1#24	QPSK	0.01	-76.50	-33	PASS
			RB1#24	QPSK	25.98	-71.71	-23	PASS
			RB1#24	QPSK	788.57	-35.97	-13	PASS
			RB1#24	QPSK	770.43	-58.90	-35	PASS
			RB1#24	QPSK	795.23	-56.82	-35	PASS
			RB1#24	QPSK	1591.56	-44.29	-40	PASS
	RB50#0	QPSK	0.01	-76.22	-33	PASS		
	RB50#0	QPSK	3.3	-71.78	-23	PASS		
	RB50#0	QPSK	788.32	-24.86	-13	PASS		
	RB50#0	QPSK	774.52	-38.93	-35	PASS		
	RB50#0	QPSK	793.06	-41.55	-35	PASS		
	RB50#0	QPSK	1572.06	-45.44	-40	PASS		
	RB1#0	QPSK	0.01	-76.56	-33	PASS		
	RB1#0	QPSK	22.91	-71.35	-23	PASS		
	RB1#0	QPSK	9867.03	-47.86	-13	PASS		
	RB1#0	QPSK	774.48	-50.21	-35	PASS		
	RB1#0	QPSK	801.03	-61.68	-35	PASS		
	RB1#0	QPSK	1589.83	-46.32	-40	PASS		
	RB1#49	QPSK	0.01	-76.93	-33	PASS		
	RB1#49	QPSK	27.05	-71.33	-23	PASS		
	RB1#49	QPSK	790.82	-43.16	-13	PASS		
	RB1#49	QPSK	773.82	-59.67	-35	PASS		
RB1#49	QPSK	794.56	-58.69	-35	PASS			
RB1#49	QPSK	1586.25	-46.30	-40	PASS			

Spurious Emission at Antenna Terminal								
Test Mode	Test Bandwidth [MHz]	Test Channel	Test RB	Modulation	Frequency [MHz]	Power [dBm]	Limit [dBm]	Verdict
TM1	10	MCH	RB50#0	QPSK	0.01	-76.71	-33	PASS
			RB50#0	QPSK	29.0	-71.60	-23	PASS
			RB50#0	QPSK	788.82	-25.64	-13	PASS
			RB50#0	QPSK	774.94	-38.11	-35	PASS
			RB50#0	QPSK	793.45	-41.72	-35	PASS
			RB50#0	QPSK	1573.51	-45.35	-40	PASS
			RB1#0	QPSK	0.01	-77.00	-33	PASS
			RB1#0	QPSK	29.31	-71.64	-23	PASS
			RB1#0	QPSK	530.11	-47.23	-13	PASS
			RB1#0	QPSK	774.52	-48.27	-35	PASS
			RB1#0	QPSK	793.76	-61.16	-35	PASS
			RB1#0	QPSK	1599.71	-44.83	-40	PASS
			RB1#49	QPSK	0.01	-76.82	-33	PASS
			RB1#49	QPSK	22.92	-71.98	-23	PASS
			RB1#49	QPSK	790.57	-42.94	-13	PASS
			RB1#49	QPSK	773.69	-60.77	-35	PASS
			RB1#49	QPSK	794.13	-60.19	-35	PASS
			RB1#49	QPSK	1591.83	-45.56	-40	PASS
		HCH	RB50#0	QPSK	0.01	-76.29	-33	PASS
			RB50#0	QPSK	26.37	-71.67	-23	PASS
			RB50#0	QPSK	775.61	-25.36	-13	PASS
			RB50#0	QPSK	774.49	-38.42	-35	PASS
			RB50#0	QPSK	793.47	-41.31	-35	PASS
			RB50#0	QPSK	1590.64	-46.16	-40	PASS
			RB1#0	QPSK	0.01	-77.09	-33	PASS
			RB1#0	QPSK	18.98	-71.53	-23	PASS
			RB1#0	QPSK	774.62	-33.55	-13	PASS
			RB1#0	QPSK	774.25	-49.59	-35	PASS
			RB1#0	QPSK	794.58	-62.02	-35	PASS
			RB1#0	QPSK	1579.03	-46.38	-40	PASS
			RB1#49	QPSK	0.01	-76.19	-33	PASS
			RB1#49	QPSK	26.76	-70.95	-23	PASS
			RB1#49	QPSK	788.32	-31.52	-13	PASS
			RB1#49	QPSK	773.58	-58.92	-35	PASS
RB1#49	QPSK	794.28	-58.83	-35	PASS			
RB1#49	QPSK	1577.78	-42.74	-40	PASS			

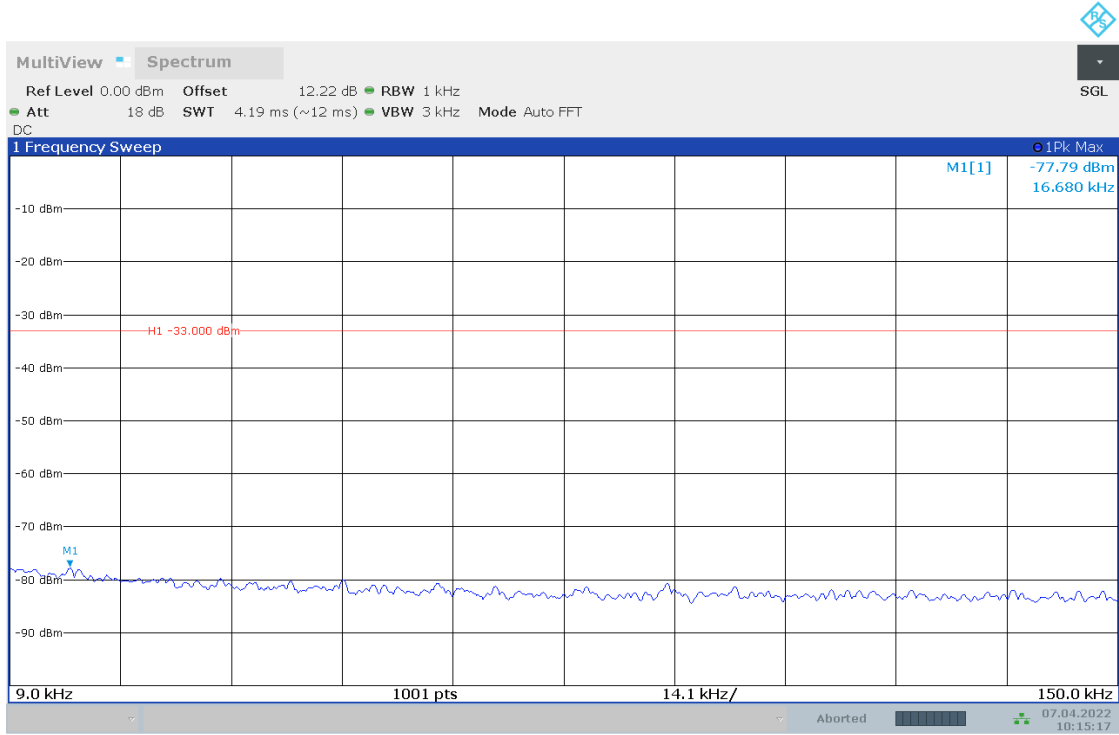
Spurious Emission at Antenna Terminal								
Test Mode	Test Bandwidth [MHz]	Test Channel	Test RB	Modulation	Frequency [MHz]	Power [dBm]	Limit [dBm]	Verdict
TM2	5	LCH	RB25#0	16QAM	0.01	-76.14	-33	PASS
			RB25#0	16QAM	7.27	-71.33	-23	PASS
			RB25#0	16QAM	774.87	-24.97	-13	PASS
			RB25#0	16QAM	774.82	-37.16	-35	PASS
			RB25#0	16QAM	793.08	-58.68	-35	PASS
			RB25#0	16QAM	1599.05	-45.21	-40	PASS
			RB1#0	16QAM	0.01	-75.54	-33	PASS
			RB1#0	16QAM	22.64	-70.74	-23	PASS
			RB1#0	16QAM	774.12	-42.97	-13	PASS
			RB1#0	16QAM	773.05	-49.57	-35	PASS
			RB1#0	16QAM	803.77	-60.59	-35	PASS
			RB1#0	16QAM	1591.28	-44.08	-40	PASS
			RB1#24	16QAM	0.01	-76.71	-33	PASS
			RB1#24	16QAM	0.2	-71.89	-23	PASS
			RB1#24	16QAM	9335.39	-42.89	-13	PASS
			RB1#24	16QAM	774.2	-52.98	-35	PASS
			RB1#24	16QAM	804.55	-61.49	-35	PASS
			RB1#24	16QAM	1593.29	-45.78	-40	PASS
		MCH	RB25#0	16QAM	0.01	-75.64	-33	PASS
			RB25#0	16QAM	25.87	-70.15	-23	PASS
			RB25#0	16QAM	775.61	-28.55	-13	PASS
			RB25#0	16QAM	774.99	-45.31	-35	PASS
			RB25#0	16QAM	793.2	-56.10	-35	PASS
			RB25#0	16QAM	1583.4	-46.27	-40	PASS
			RB1#0	16QAM	0.01	-76.74	-33	PASS
			RB1#0	16QAM	24.71	-71.30	-23	PASS
			RB1#0	16QAM	774.62	-45.08	-13	PASS
			RB1#0	16QAM	774.75	-52.29	-35	PASS
			RB1#0	16QAM	799.14	-60.94	-35	PASS
			RB1#0	16QAM	1609.78	-45.56	-40	PASS
			RB1#24	16QAM	0.01	-75.79	-33	PASS
			RB1#24	16QAM	26.85	-71.15	-23	PASS
			RB1#24	16QAM	788.82	-38.28	-13	PASS
			RB1#24	16QAM	774.42	-61.02	-35	PASS
			RB1#24	16QAM	793.05	-56.81	-35	PASS
			RB1#24	16QAM	1604.14	-45.84	-40	PASS

Spurious Emission at Antenna Terminal								
Test Mode	Test Bandwidth [MHz]	Test Channel	Test RB	Modulation	Frequency [MHz]	Power [dBm]	Limit [dBm]	Verdict
TM2	5	HCH	RB25#0	16QAM	0.01	-75.89	-33	PASS
			RB25#0	16QAM	21.32	-71.31	-23	PASS
			RB25#0	16QAM	542.82	-47.84	-13	PASS
			RB25#0	16QAM	774.88	-52.78	-35	PASS
			RB25#0	16QAM	793.14	-49.33	-35	PASS
			RB25#0	16QAM	1562.08	-44.00	-40	PASS
			RB1#0	16QAM	0.01	-75.61	-33	PASS
			RB1#0	16QAM	26.62	-71.72	-23	PASS
			RB1#0	16QAM	774.62	-41.10	-13	PASS
			RB1#0	16QAM	773.82	-52.91	-35	PASS
			RB1#0	16QAM	804.52	-61.2	-35	PASS
			RB1#0	16QAM	1561.53	-45.11	-40	PASS
			RB1#24	16QAM	0.01	-76.60	-33	PASS
			RB1#24	16QAM	0.17	-71.46	-23	PASS
			RB1#24	16QAM	790.57	-35.51	-13	PASS
			RB1#24	16QAM	769.67	-61.12	-35	PASS
			RB1#24	16QAM	793.06	-54.11	-35	PASS
			RB1#24	16QAM	1568.53	-44.37	-40	PASS
	RB50#0	16QAM	0.01	-76.90	-33	PASS		
	RB50#0	16QAM	16.82	-71.68	-23	PASS		
	RB50#0	16QAM	788.32	-23.57	-13	PASS		
	RB50#0	16QAM	774.34	-39.78	-35	PASS		
	RB50#0	16QAM	793.3	-43.19	-35	PASS		
	RB50#0	16QAM	1569.53	-44.93	-40	PASS		
	RB1#0	16QAM	0.01	-77.22	-33	PASS		
	RB1#0	16QAM	26.7	-71.71	-23	PASS		
	RB1#0	16QAM	775.11	-31.04	-13	PASS		
	RB1#0	16QAM	774.97	-51.42	-35	PASS		
	RB1#0	16QAM	799.23	-61.61	-35	PASS		
	RB1#0	16QAM	1596.32	-46.27	-40	PASS		
	RB1#49	16QAM	0.01	-76.64	-33	PASS		
	RB1#49	16QAM	27.53	-70.89	-23	PASS		
	RB1#49	16QAM	794.56	-41.64	-13	PASS		
	RB1#49	16QAM	773.69	-54.99	-35	PASS		
RB1#49	16QAM	796.65	-59.41	-35	PASS			
RB1#49	16QAM	1576.62	-45.12	-40	PASS			
RB1#49	16QAM	1576.62	-45.12	-40	PASS			

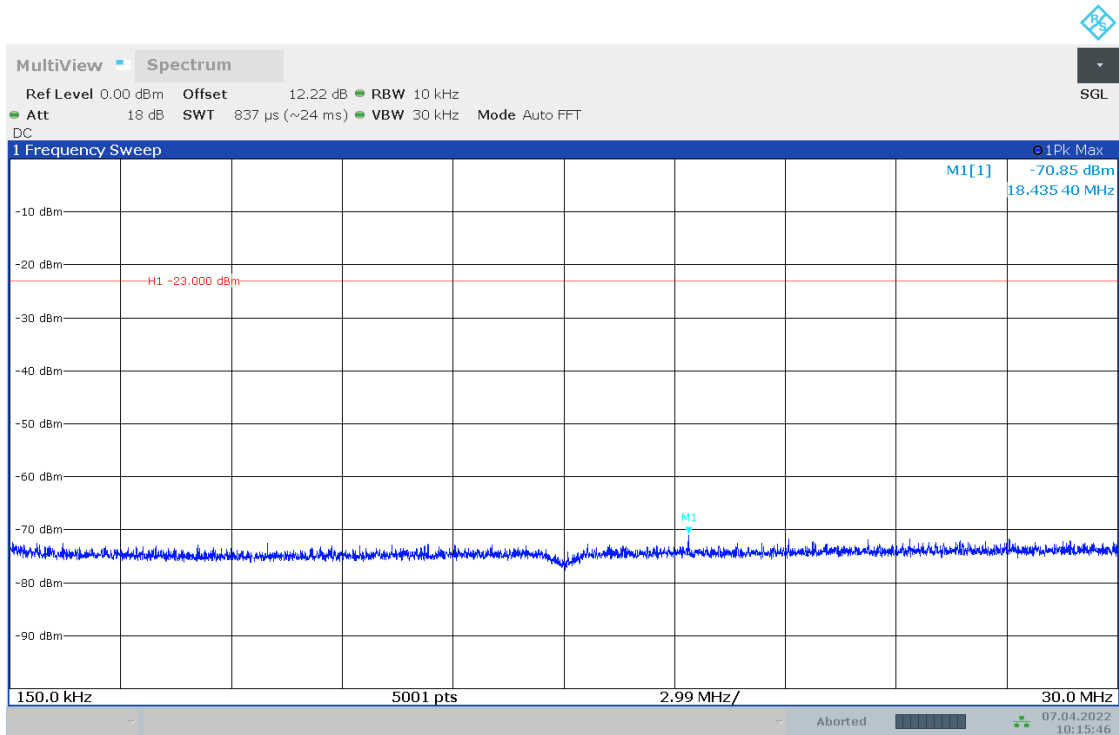
Spurious Emission at Antenna Terminal								
Test Mode	Test Bandwidth [MHz]	Test Channel	Test RB	Modulation	Frequency [MHz]	Power [dBm]	Limit [dBm]	Verdict
TM2	10	MCH	RB50#0	16QAM	0.01	-76.86	-33	PASS
			RB50#0	16QAM	29.08	-71.01	-23	PASS
			RB50#0	16QAM	788.32	-24.71	-13	PASS
			RB50#0	16QAM	774.83	-39.63	-35	PASS
			RB50#0	16QAM	793.02	-43.30	-35	PASS
			RB50#0	16QAM	1586.12	-44.44	-40	PASS
			RB1#0	16QAM	0.01	-76.81	-33	PASS
			RB1#0	16QAM	0.25	-71.21	-23	PASS
			RB1#0	16QAM	772.87	-42.92	-13	PASS
			RB1#0	16QAM	774.97	-47.23	-35	PASS
			RB1#0	16QAM	794.54	-61.38	-35	PASS
			RB1#0	16QAM	1595.96	-45.48	-40	PASS
			RB1#49	16QAM	0.01	-77.04	-33	PASS
			RB1#49	16QAM	26.52	-71.47	-23	PASS
			RB1#49	16QAM	791.07	-30.15	-13	PASS
			RB1#49	16QAM	773.72	-57.65	-35	PASS
			RB1#49	16QAM	794.06	-59.76	-35	PASS
			RB1#49	16QAM	1600.61	-45.36	-40	PASS
		RB50#0	16QAM	0.01	-76.32	-33	PASS	
		RB50#0	16QAM	26.71	-70.95	-23	PASS	
		RB50#0	16QAM	775.61	-25.00	-13	PASS	
		RB50#0	16QAM	774.81	-39.99	-35	PASS	
		RB50#0	16QAM	793.53	-43.68	-35	PASS	
		RB50#0	16QAM	1594.46	-46.22	-40	PASS	
		RB1#0	16QAM	0.01	-75.69	-33	PASS	
		RB1#0	16QAM	28.7	-71.31	-23	PASS	
		RB1#0	16QAM	775.61	-40.57	-13	PASS	
		RB1#0	16QAM	774.46	-49.94	-35	PASS	
		RB1#0	16QAM	797.41	-61.62	-35	PASS	
		RB1#0	16QAM	1578.2	-46.06	-40	PASS	
		RB1#49	16QAM	0.02	-77.04	-33	PASS	
		RB1#49	16QAM	16.09	-71.59	-23	PASS	
		RB1#49	16QAM	789.57	-40.86	-13	PASS	
		RB1#49	16QAM	773.69	-57.02	-35	PASS	
		RB1#49	16QAM	794.26	-59.15	-35	PASS	
		RB1#49	16QAM	1580.6	-44.77	-40	PASS	
RB50#0	16QAM	0.01	-76.32	-33	PASS			
RB50#0	16QAM	26.71	-70.95	-23	PASS			
RB50#0	16QAM	775.61	-25.00	-13	PASS			
RB50#0	16QAM	774.81	-39.99	-35	PASS			
RB50#0	16QAM	793.53	-43.68	-35	PASS			
RB50#0	16QAM	1594.46	-46.22	-40	PASS			
RB1#0	16QAM	0.01	-75.69	-33	PASS			
RB1#0	16QAM	28.7	-71.31	-23	PASS			
RB1#0	16QAM	775.61	-40.57	-13	PASS			
RB1#0	16QAM	774.46	-49.94	-35	PASS			
RB1#0	16QAM	797.41	-61.62	-35	PASS			
RB1#0	16QAM	1578.2	-46.06	-40	PASS			
RB1#49	16QAM	0.02	-77.04	-33	PASS			
RB1#49	16QAM	16.09	-71.59	-23	PASS			
RB1#49	16QAM	789.57	-40.86	-13	PASS			
RB1#49	16QAM	773.69	-57.02	-35	PASS			
RB1#49	16QAM	794.26	-59.15	-35	PASS			
RB1#49	16QAM	1580.6	-44.77	-40	PASS			

6.2 TEST PLOTS

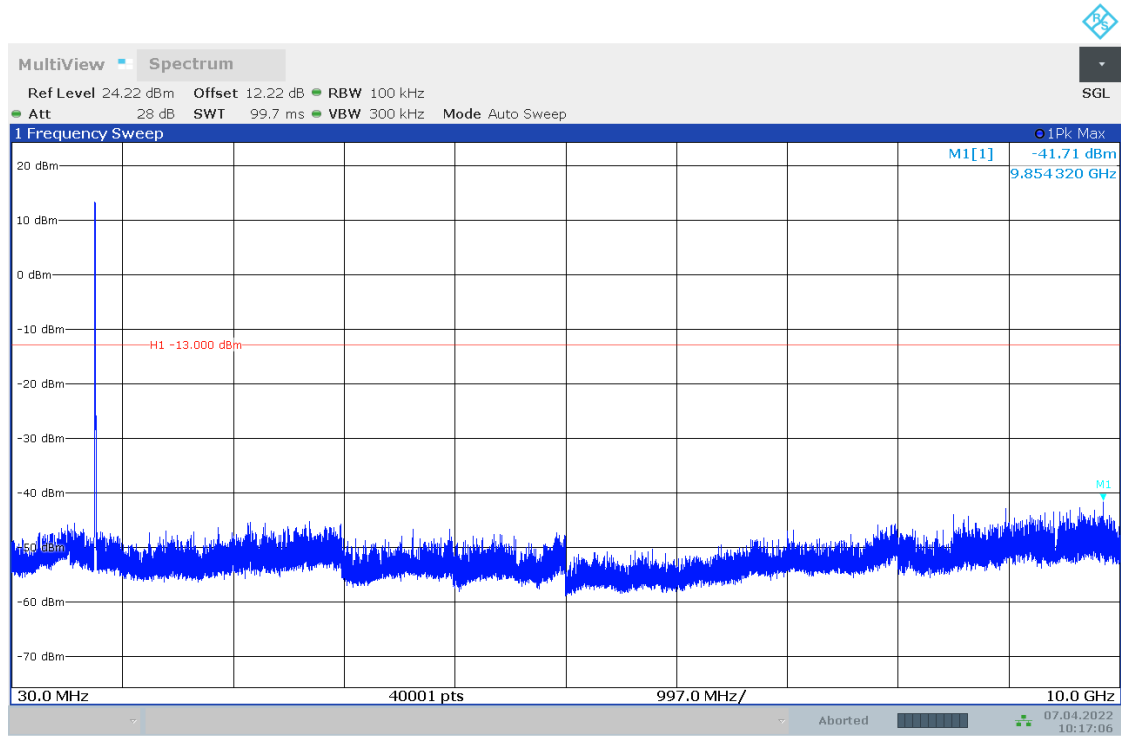
6.2.1 TM1_5MHZ_LCH_RB25#0



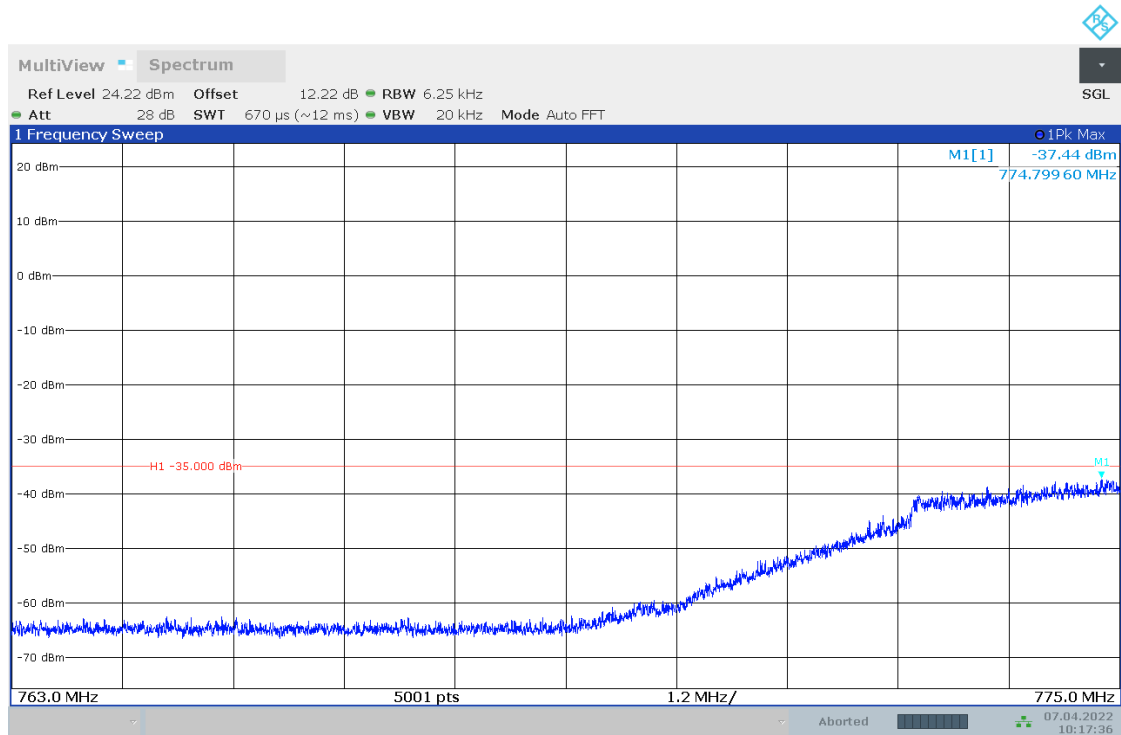
10:15:17 07.04.2022



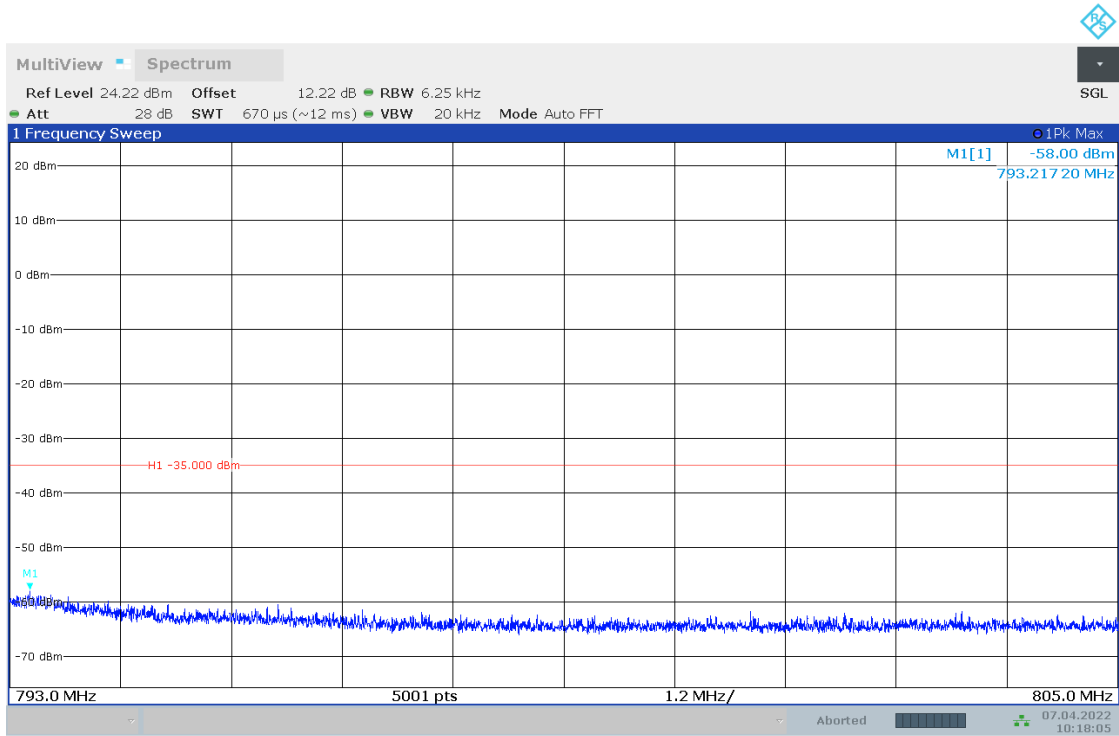
10:15:47 07.04.2022



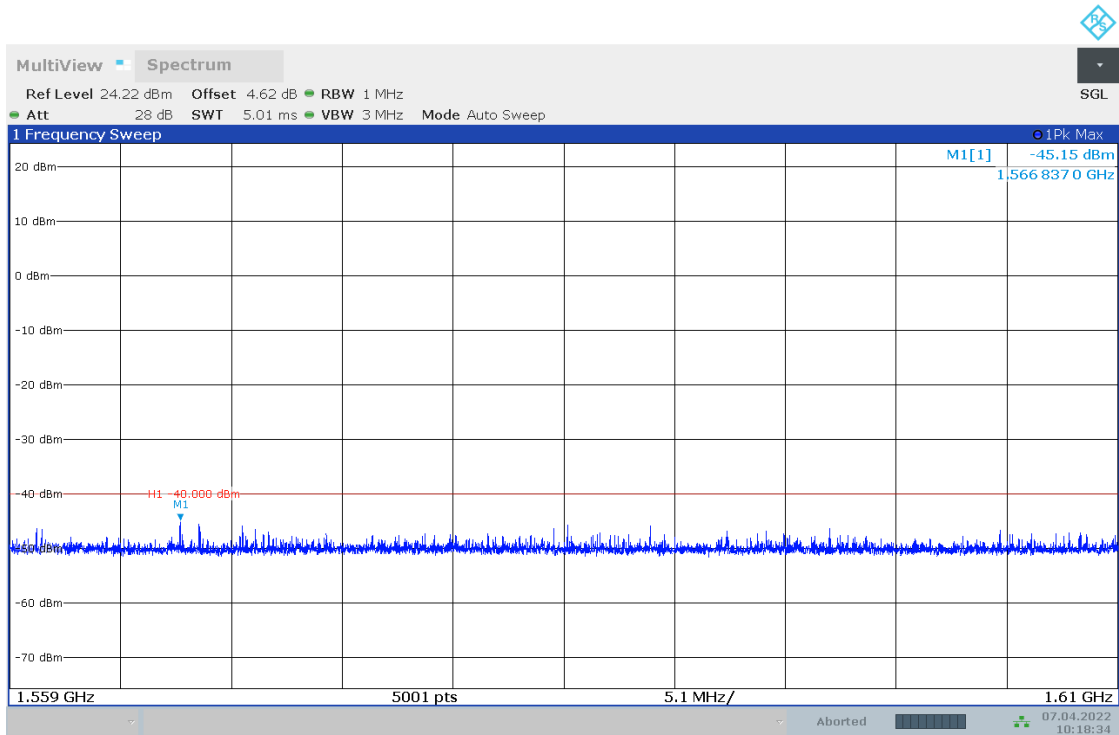
10:17:07 07.04.2022



10:17:36 07.04.2022

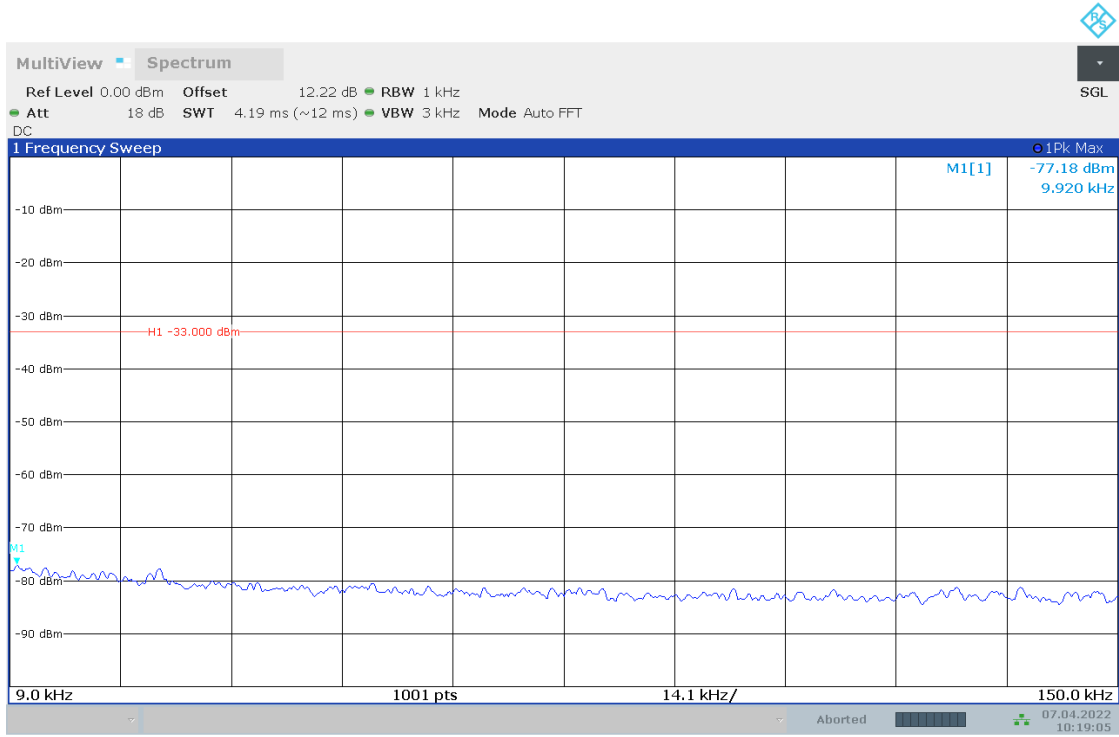


10:18:05 07.04.2022

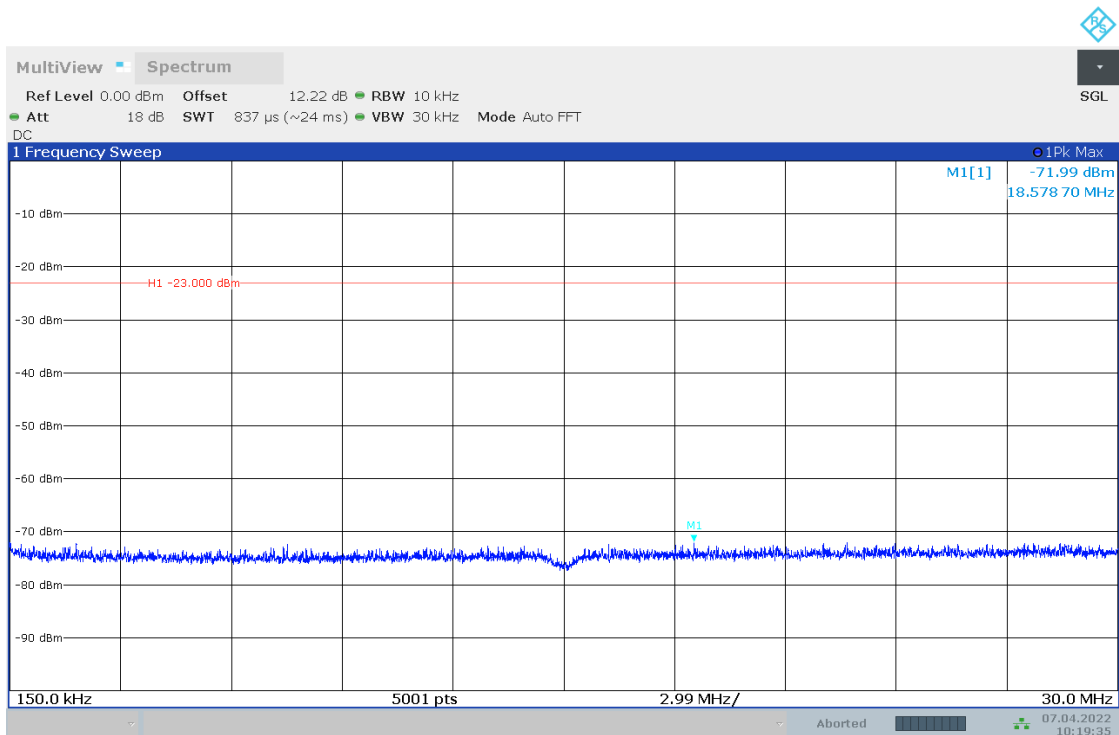


10:18:35 07.04.2022

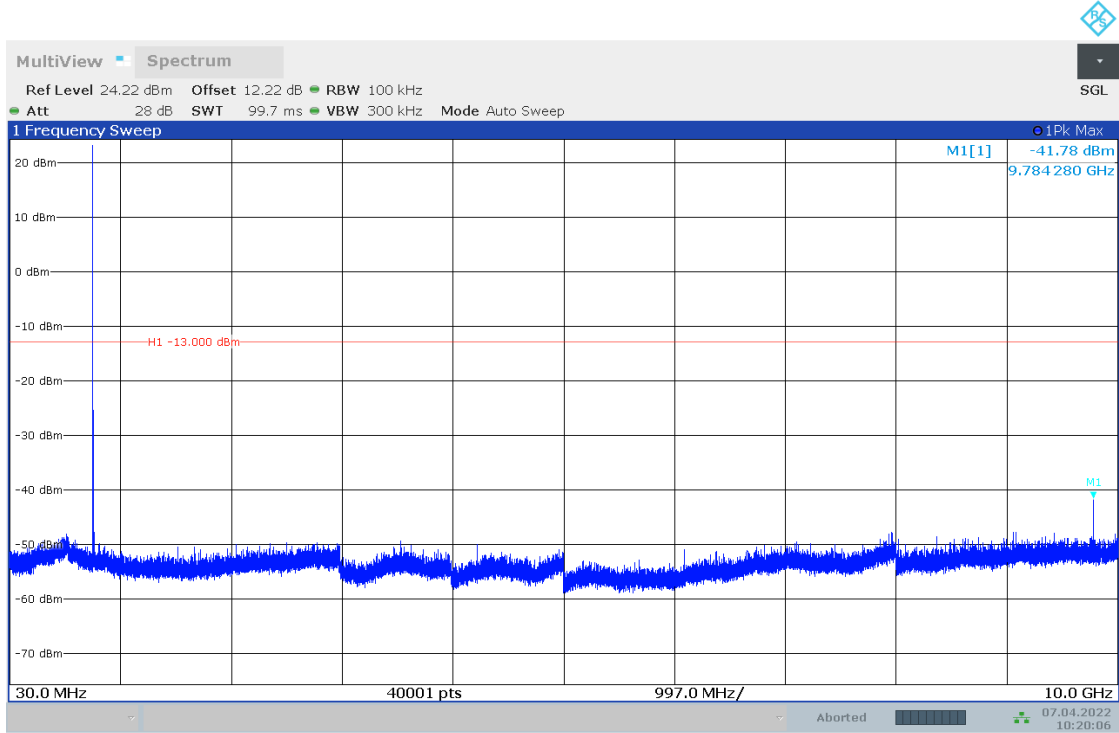
6.2.2 TM1_5MHZ_LCH_RB1#0



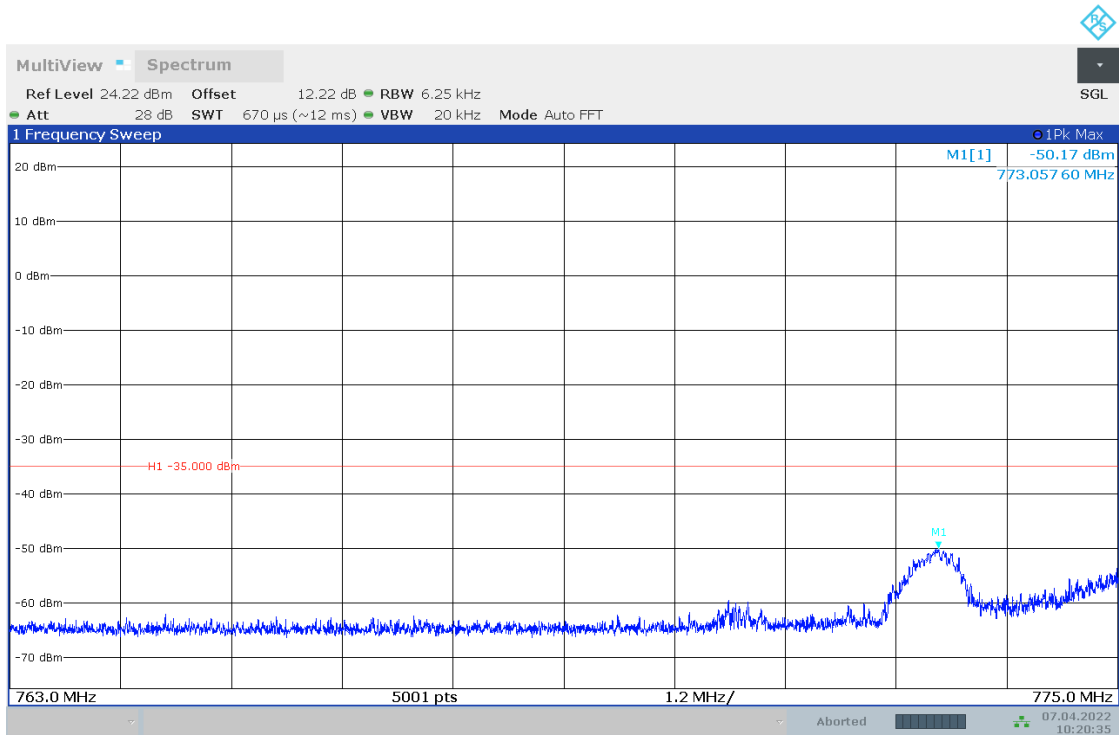
10:19:05 07.04.2022



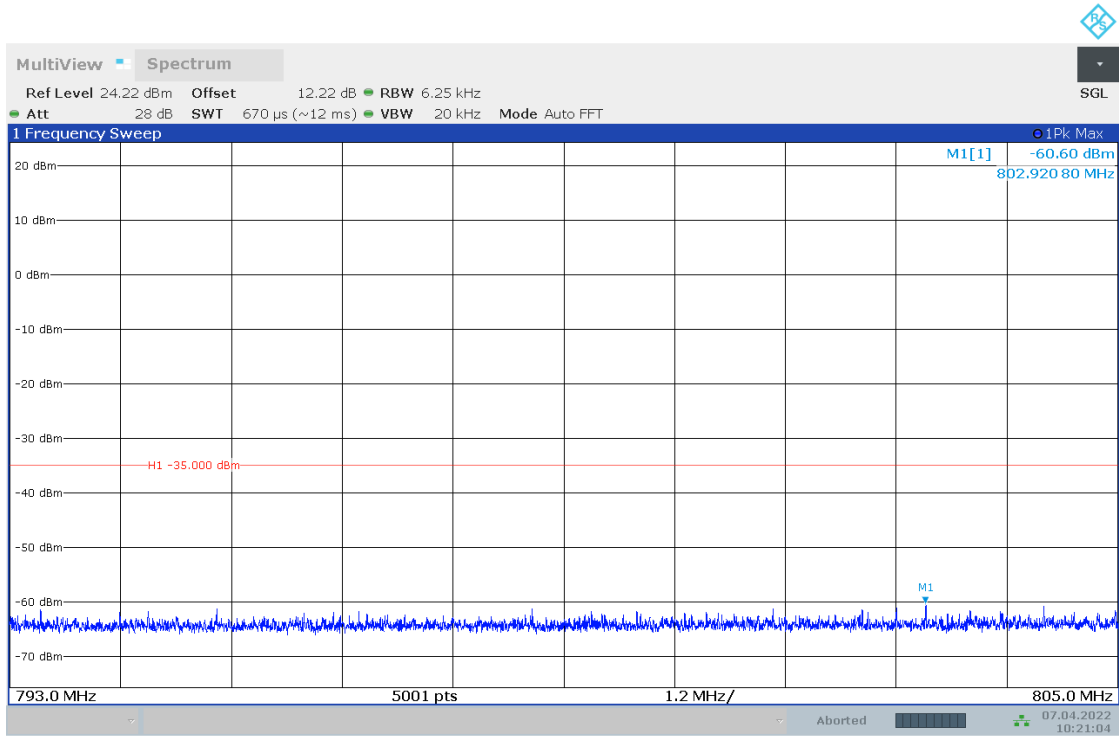
10:19:35 07.04.2022



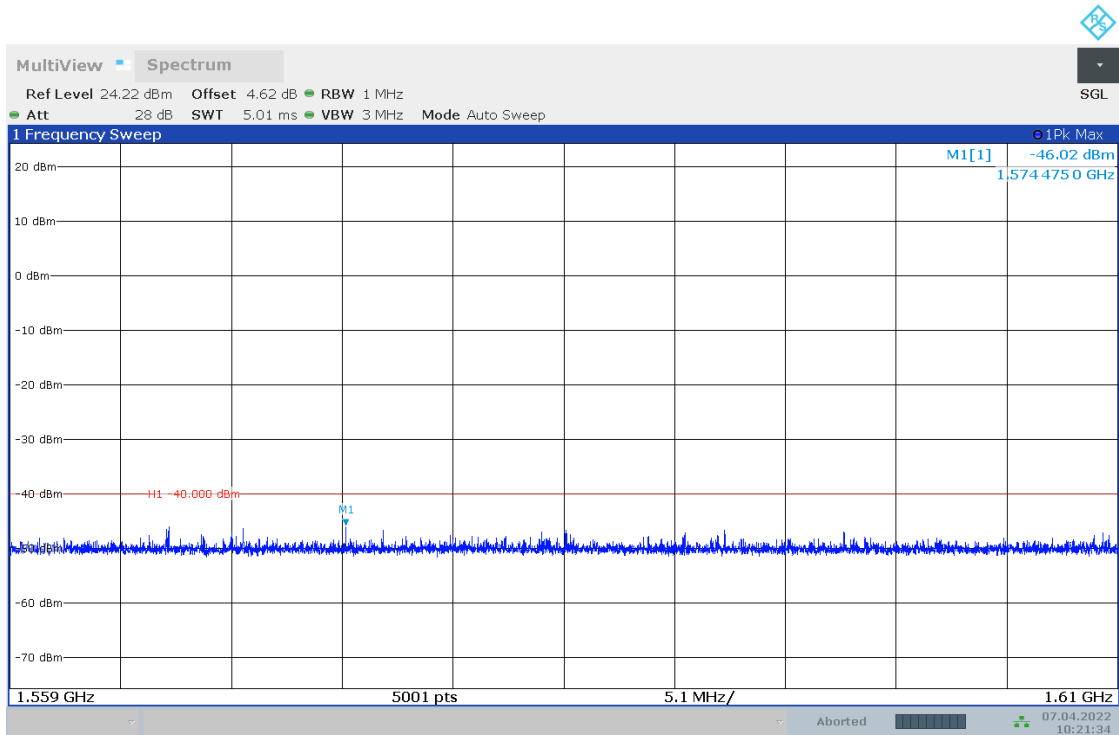
10:20:06 07.04.2022



10:20:35 07.04.2022

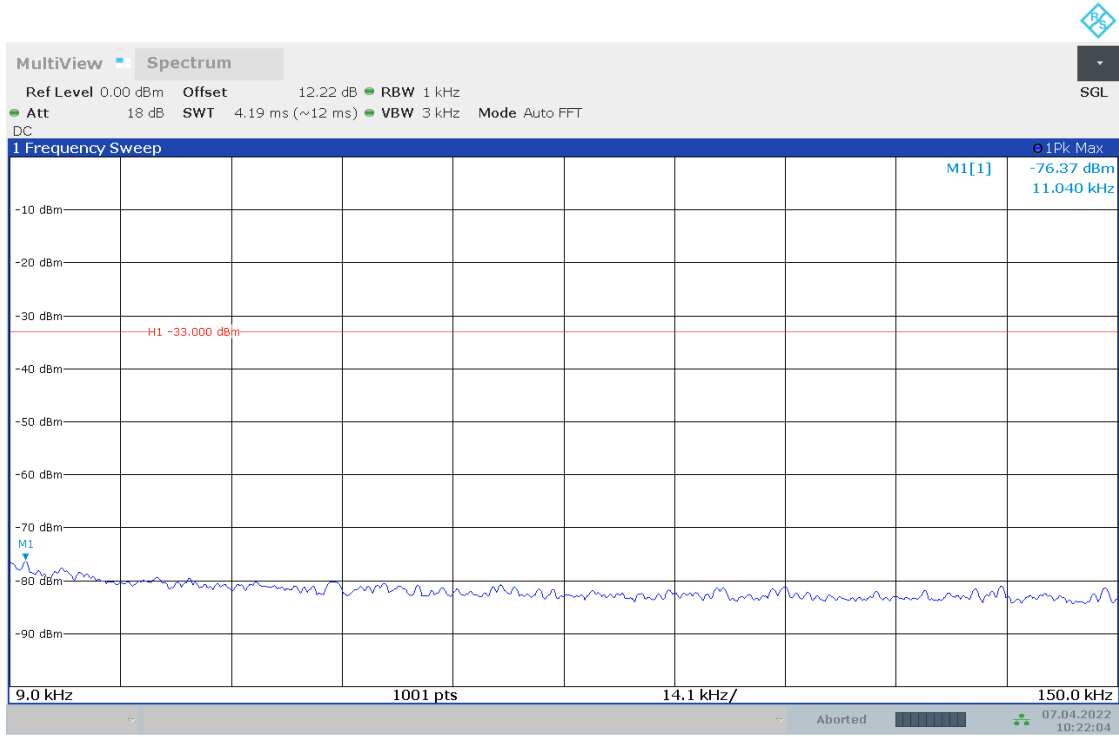


10:21:05 07.04.2022

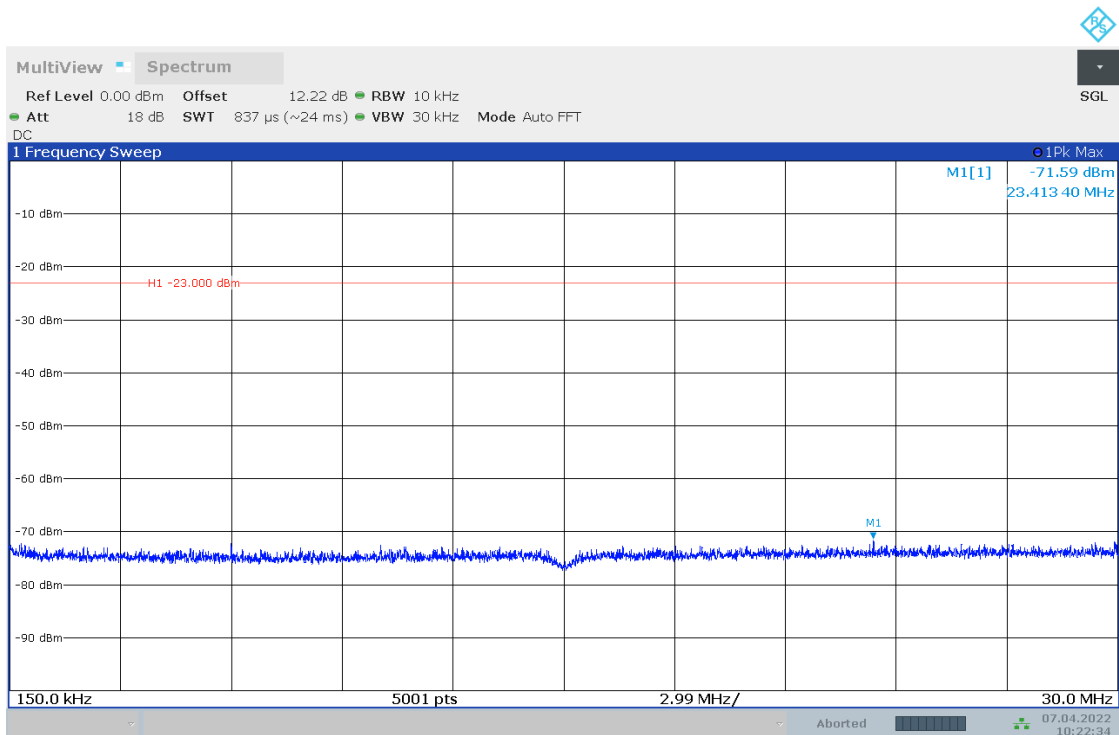


10:21:34 07.04.2022

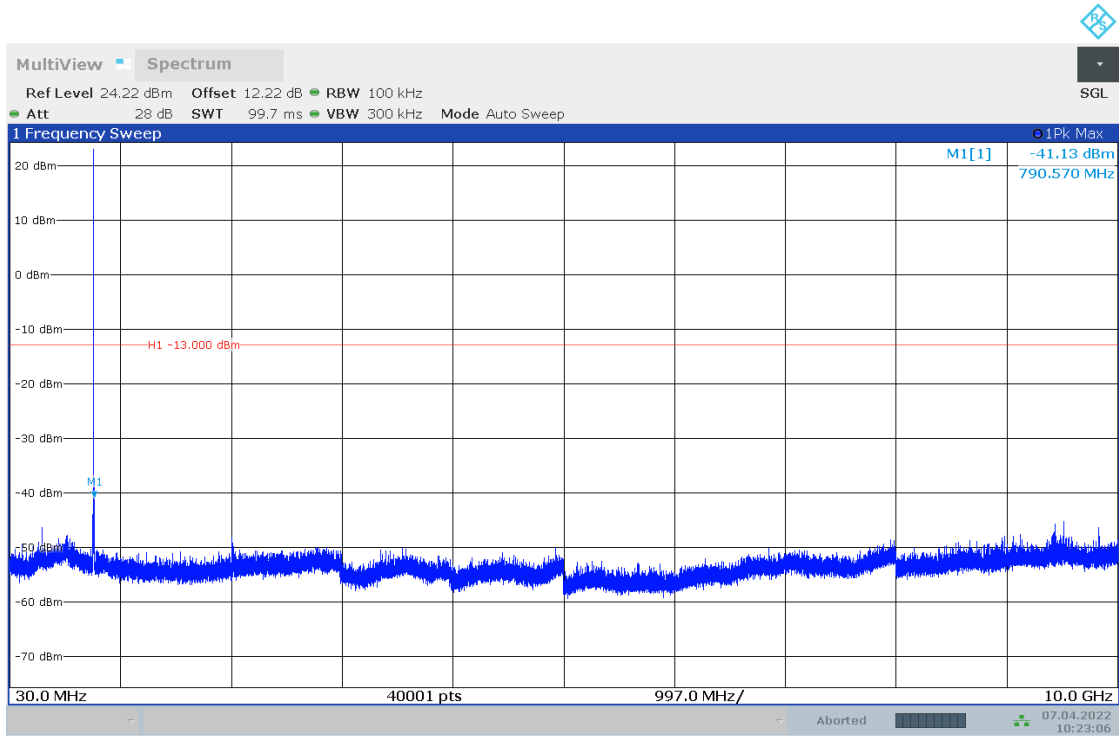
6.2.3 TM1_5MHZ_LCH_RB1#24



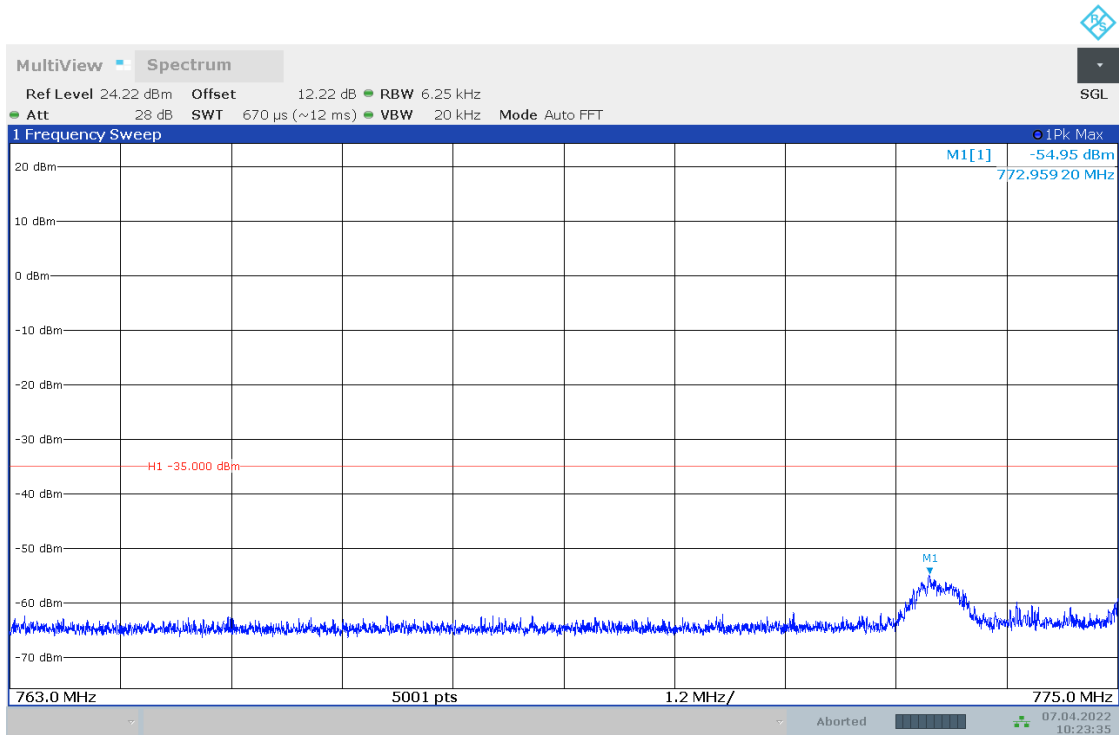
10:22:05 07.04.2022



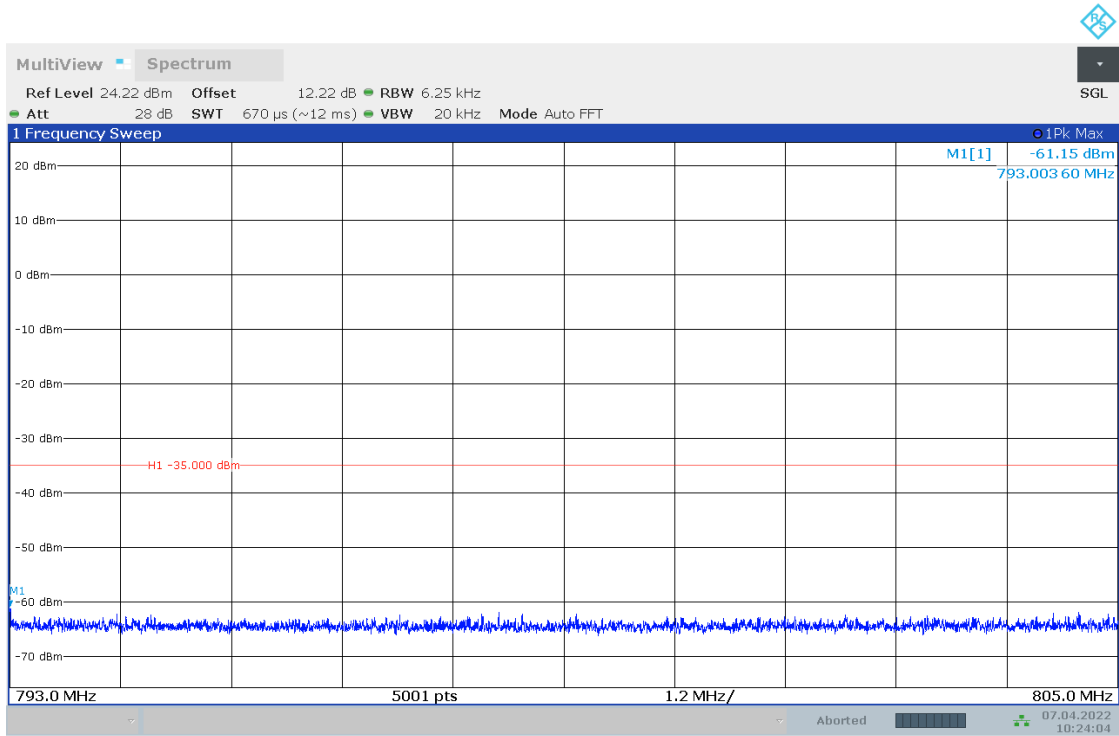
10:22:34 07.04.2022



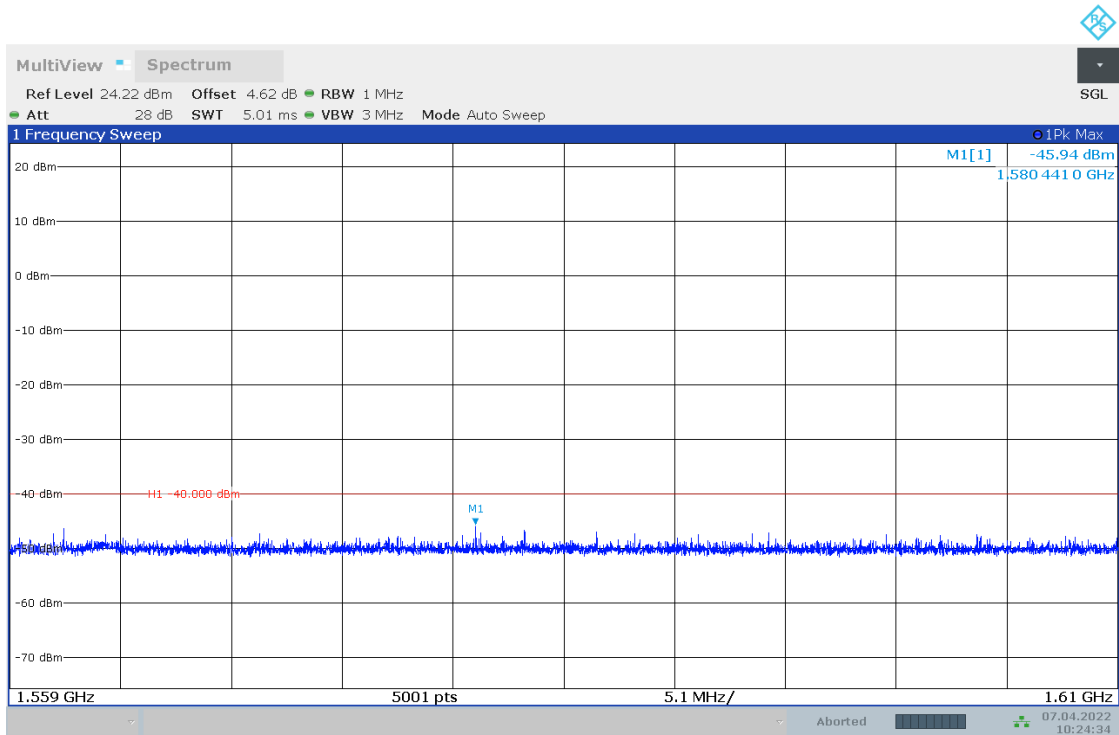
10:23:06 07.04.2022



10:23:35 07.04.2022

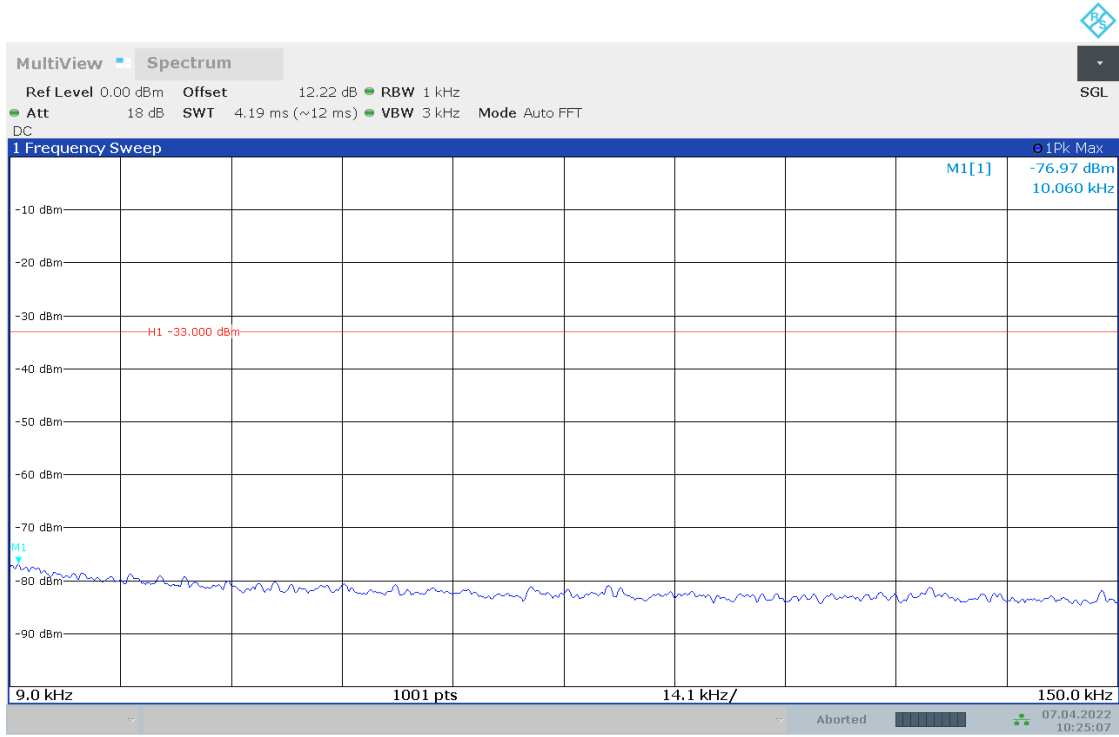


10:24:05 07.04.2022

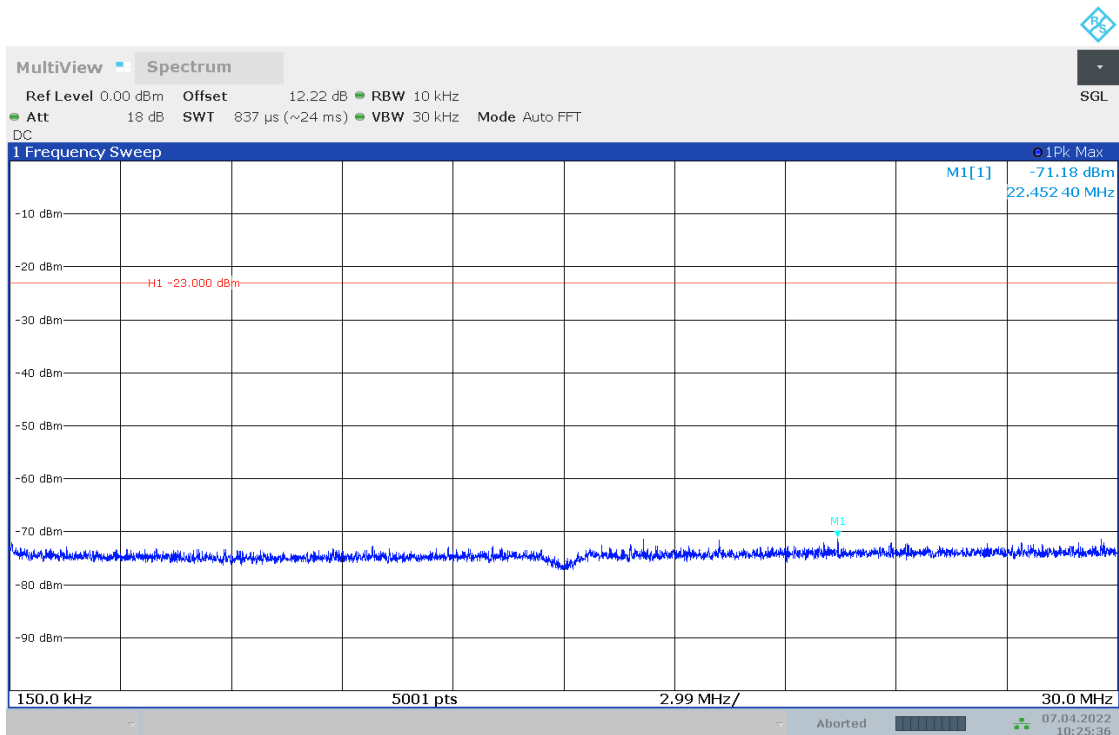


10:24:34 07.04.2022

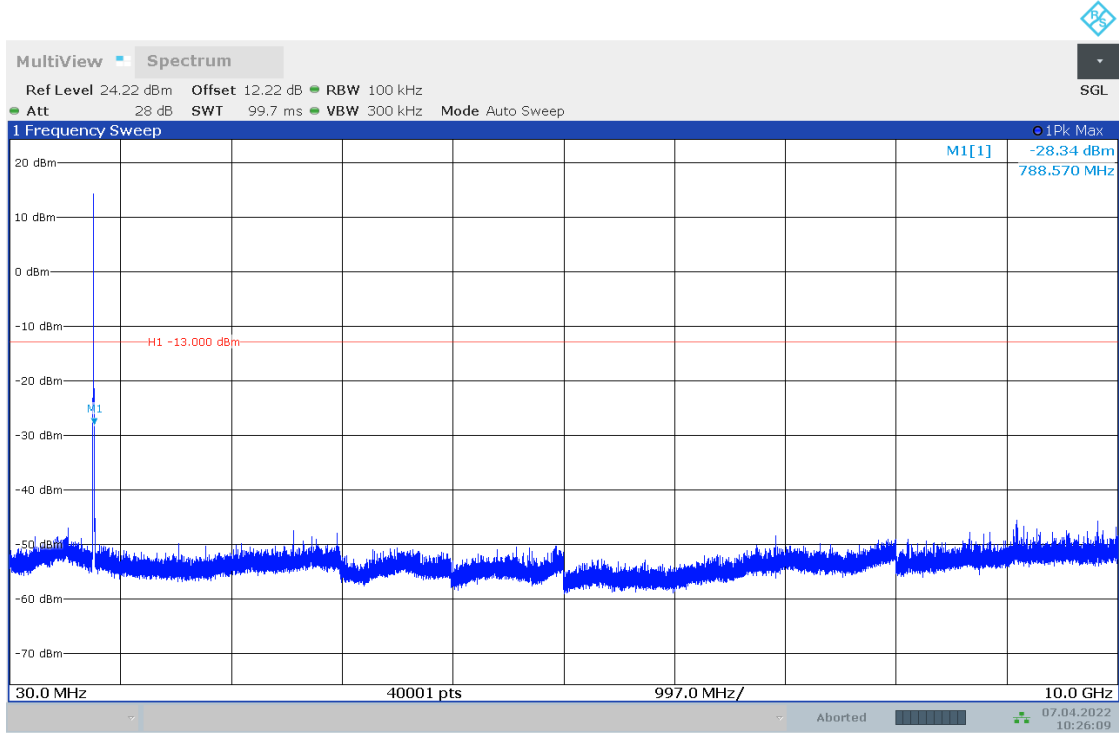
6.2.4 TM1_5MHZ_MCH_RB25#0



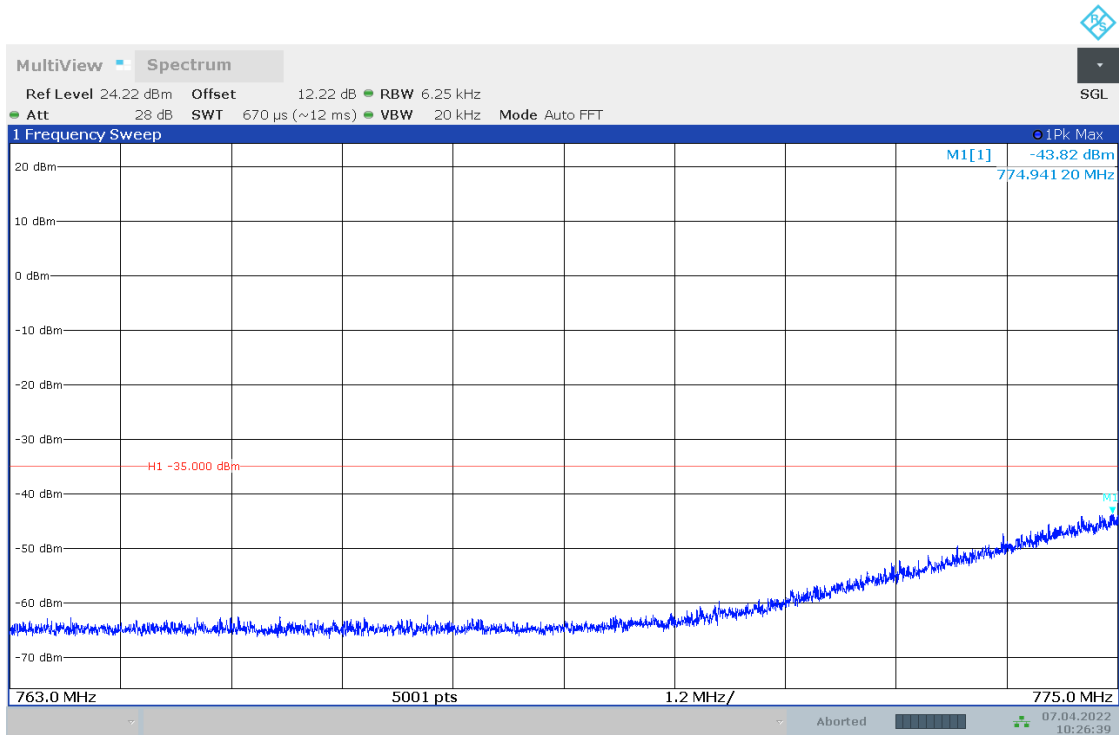
10:25:07 07.04.2022



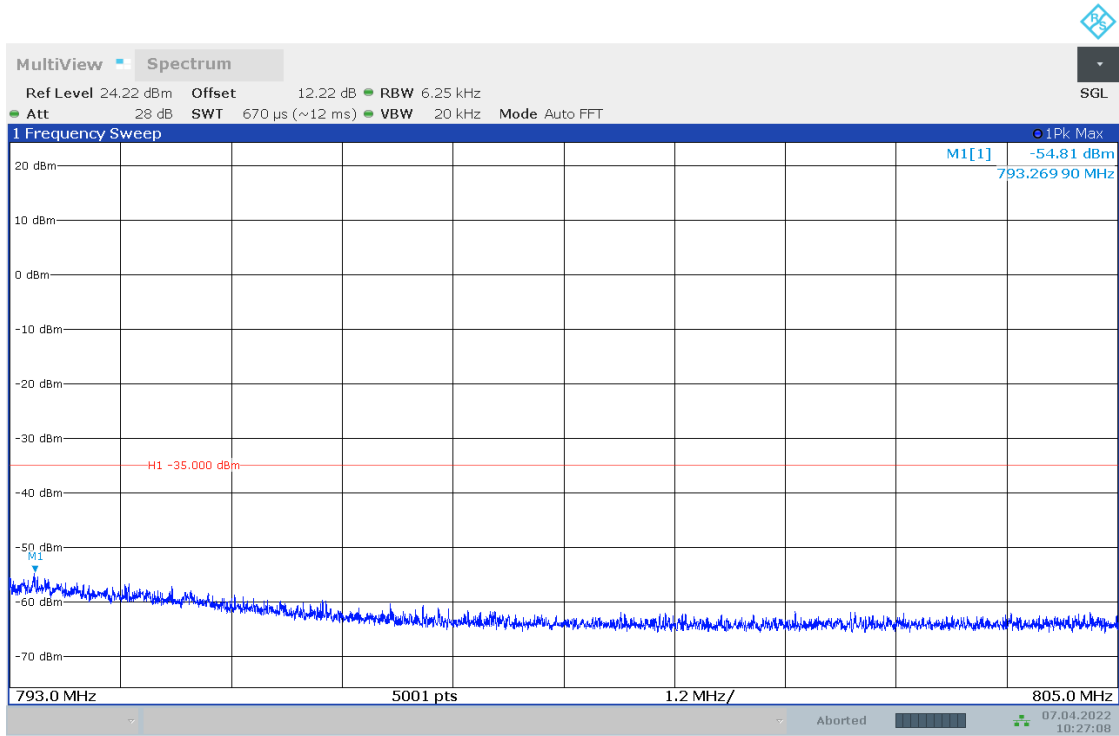
10:25:36 07.04.2022



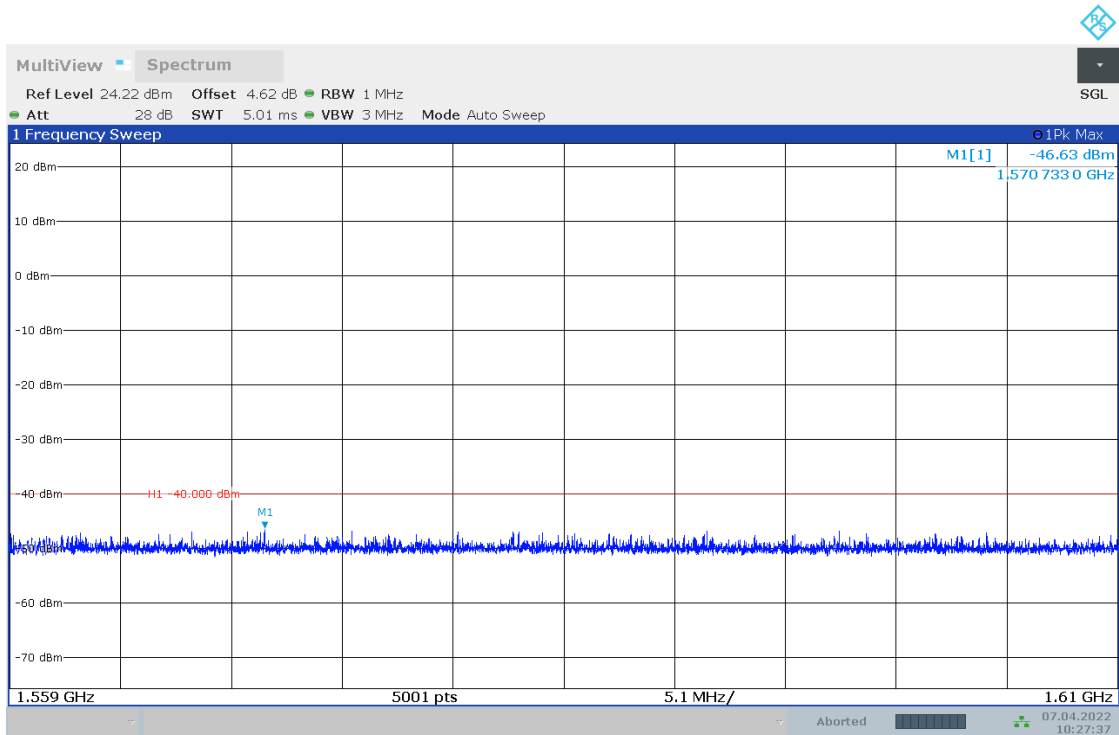
10:26:10 07.04.2022



10:26:39 07.04.2022

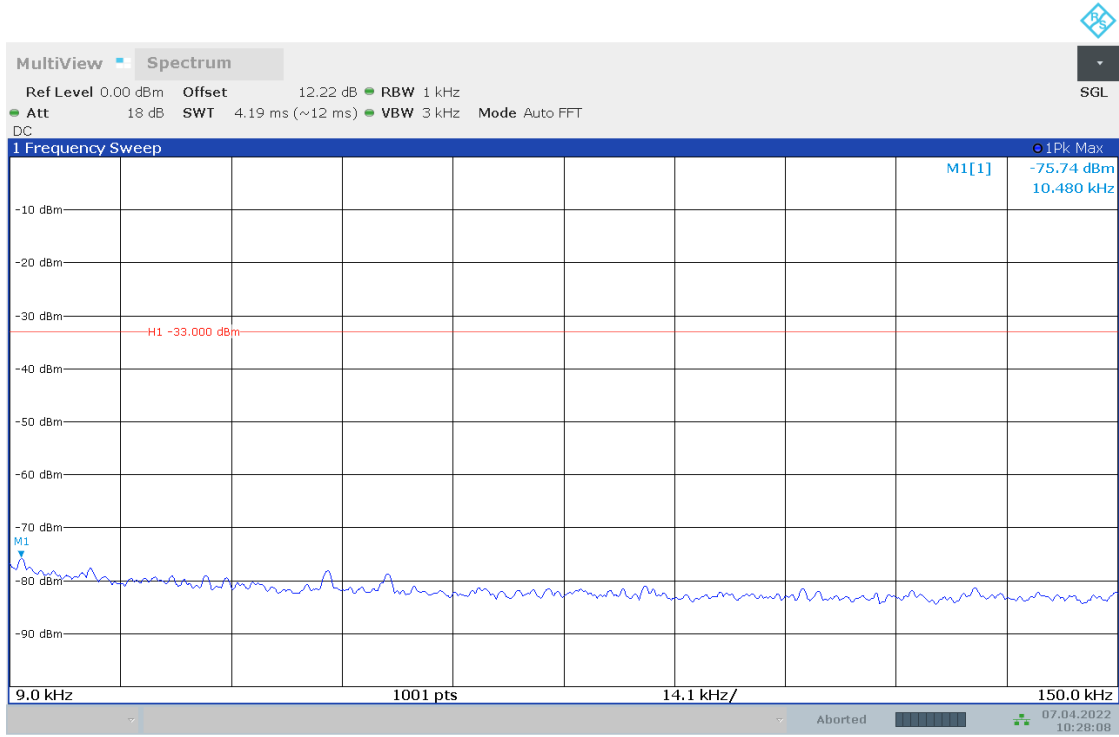


10:27:08 07.04.2022

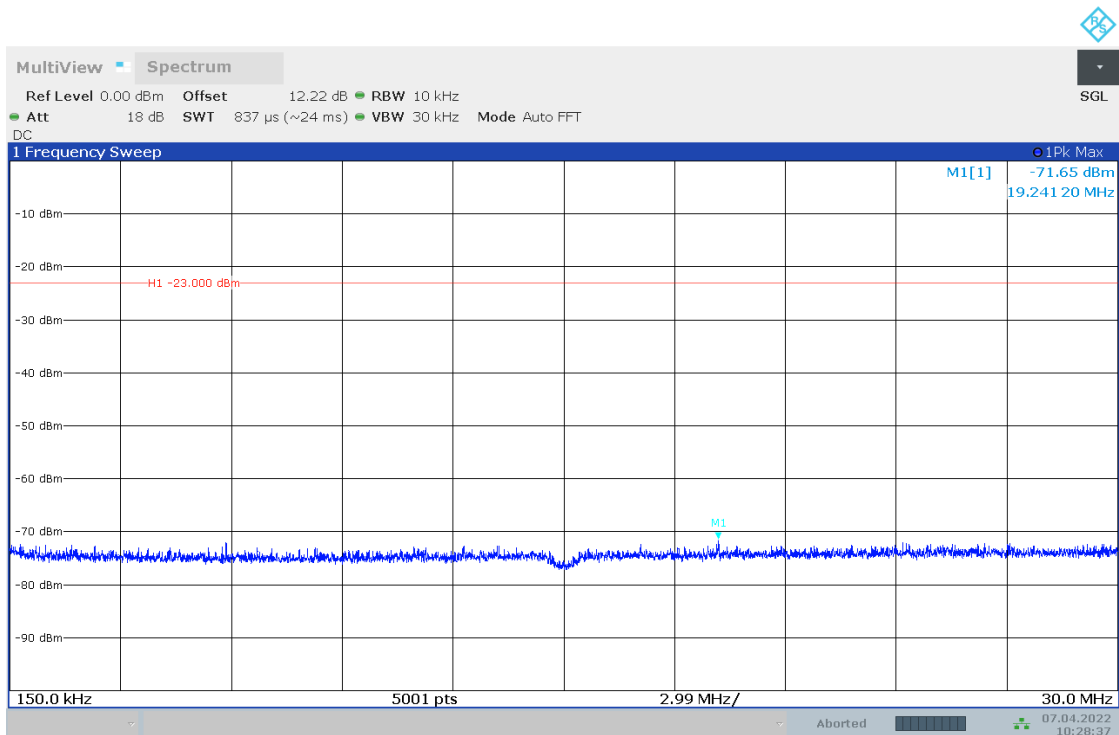


10:27:38 07.04.2022

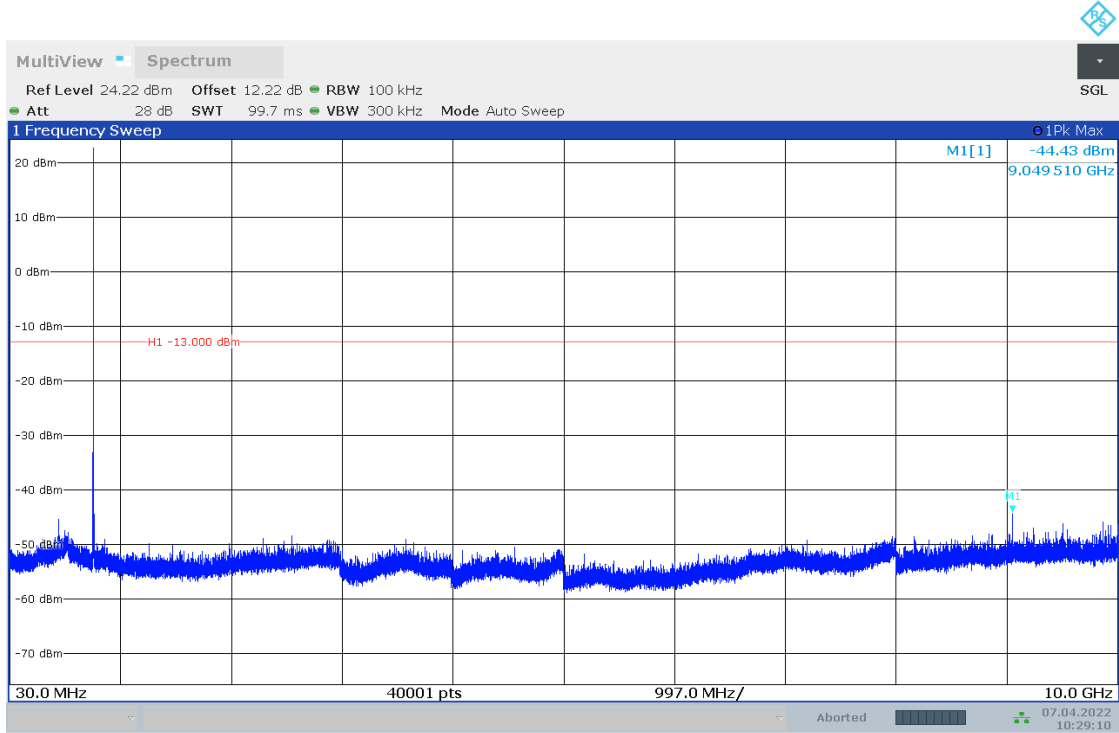
6.2.5 TM1_5MHZ_MCH_RB1#0



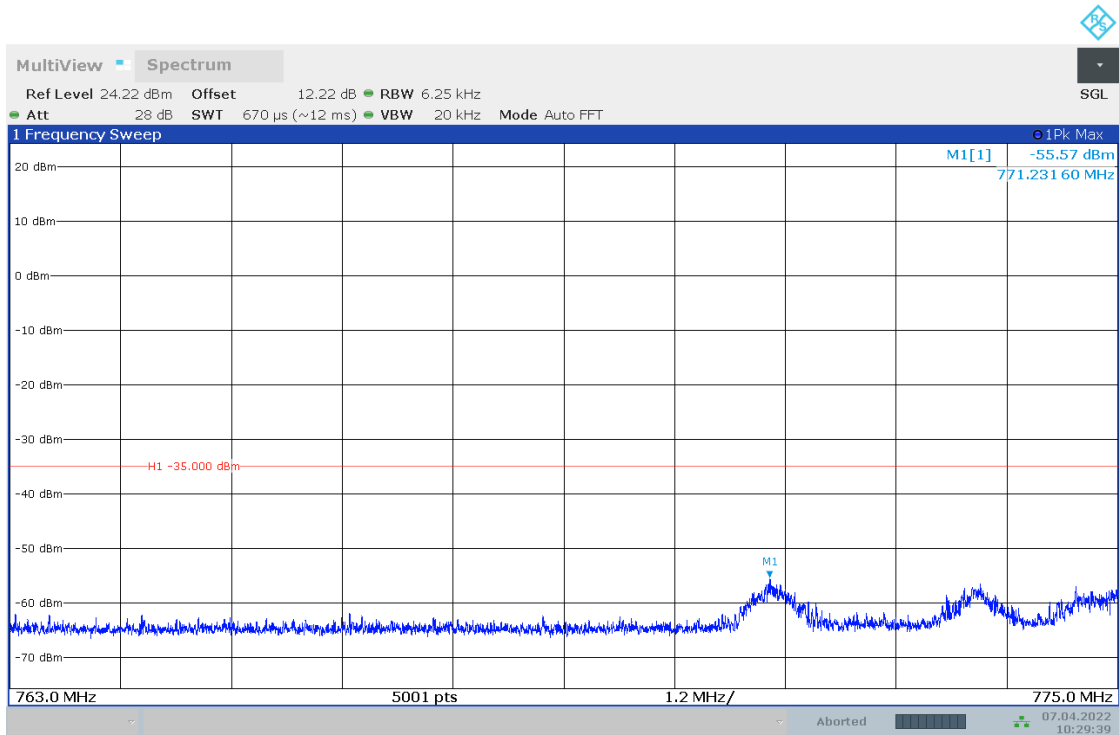
10:28:08 07.04.2022



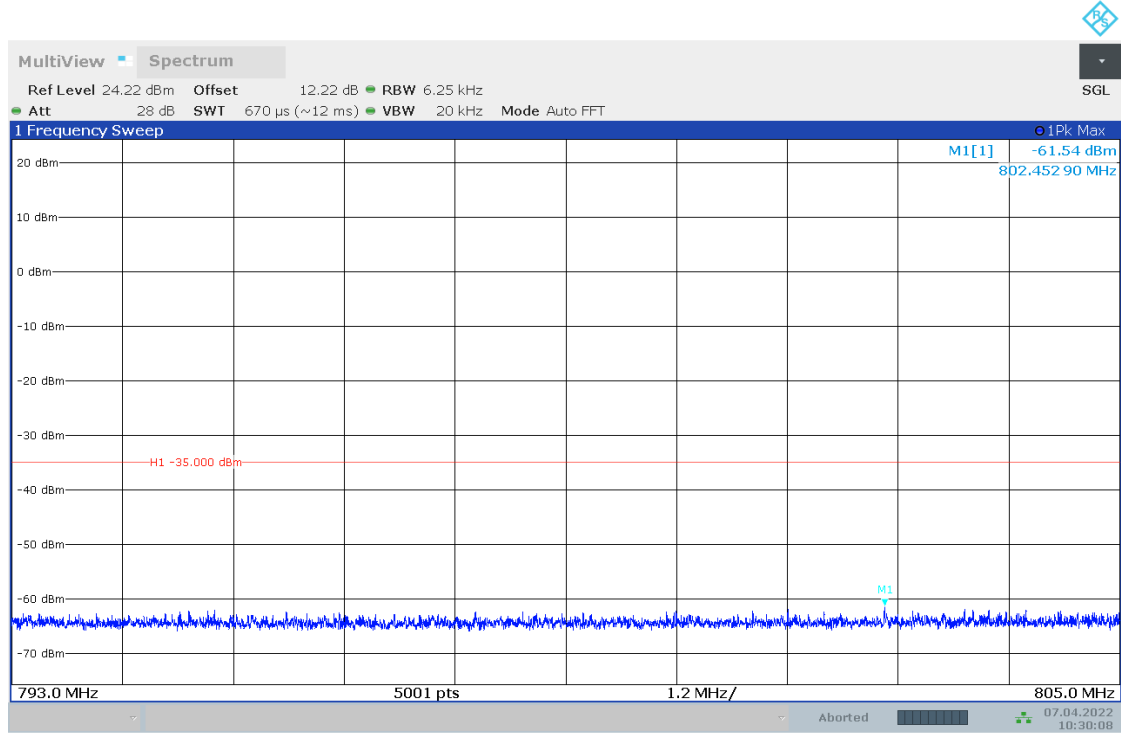
10:28:38 07.04.2022



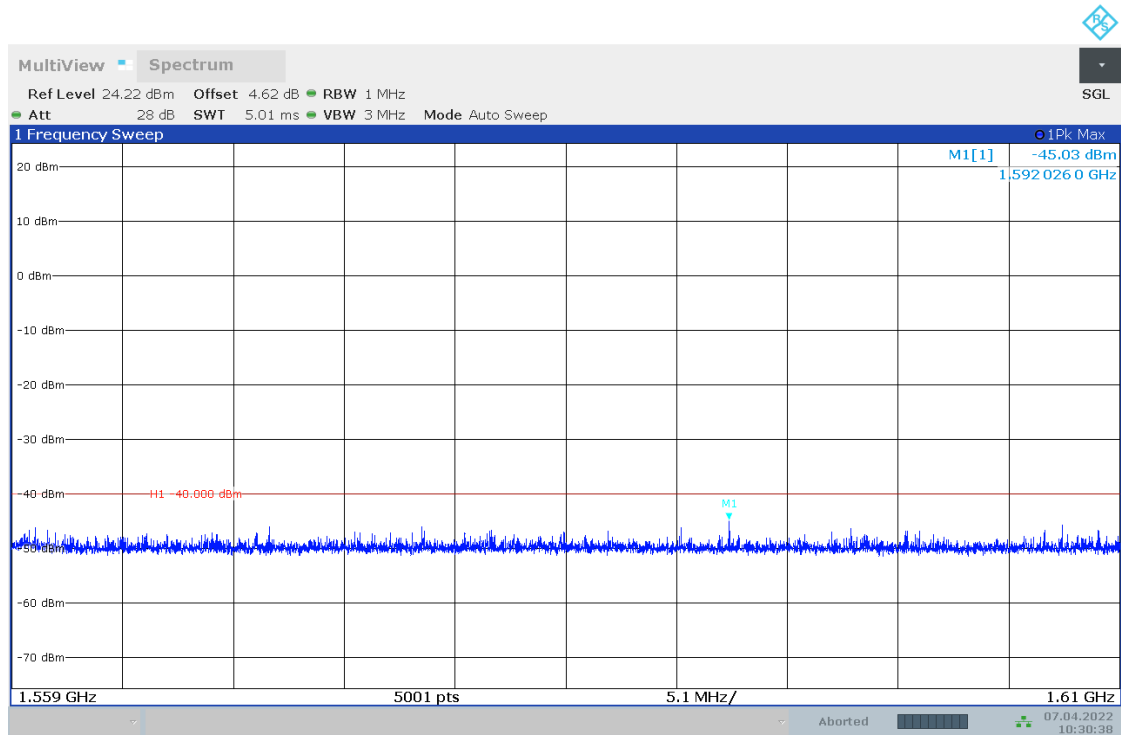
10:29:10 07.04.2022



10:29:40 07.04.2022

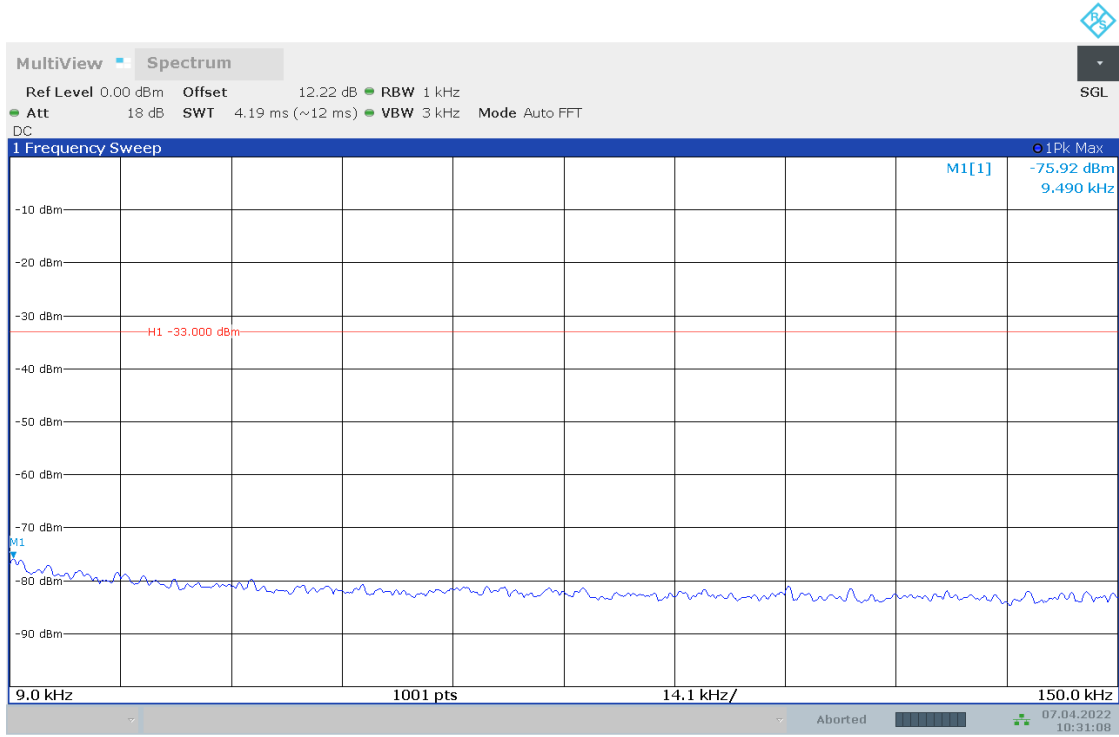


10:30:09 07.04.2022

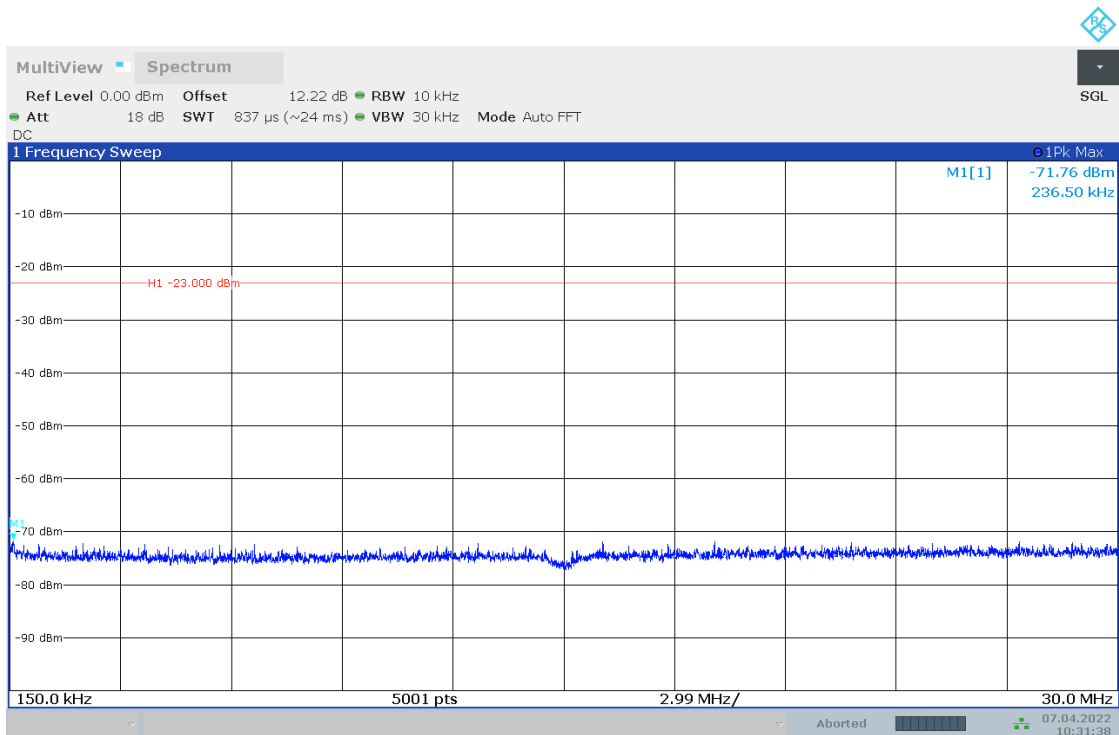


10:30:38 07.04.2022

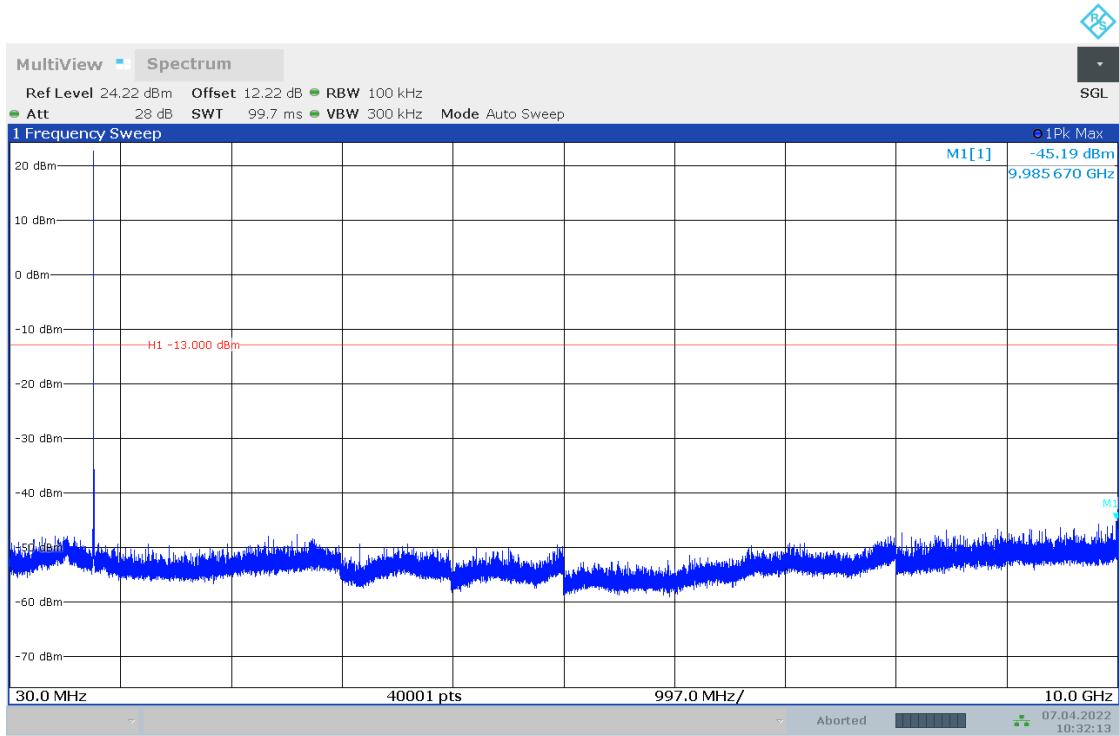
6.2.6 TM1_5MHZ_MCH_RB1#24



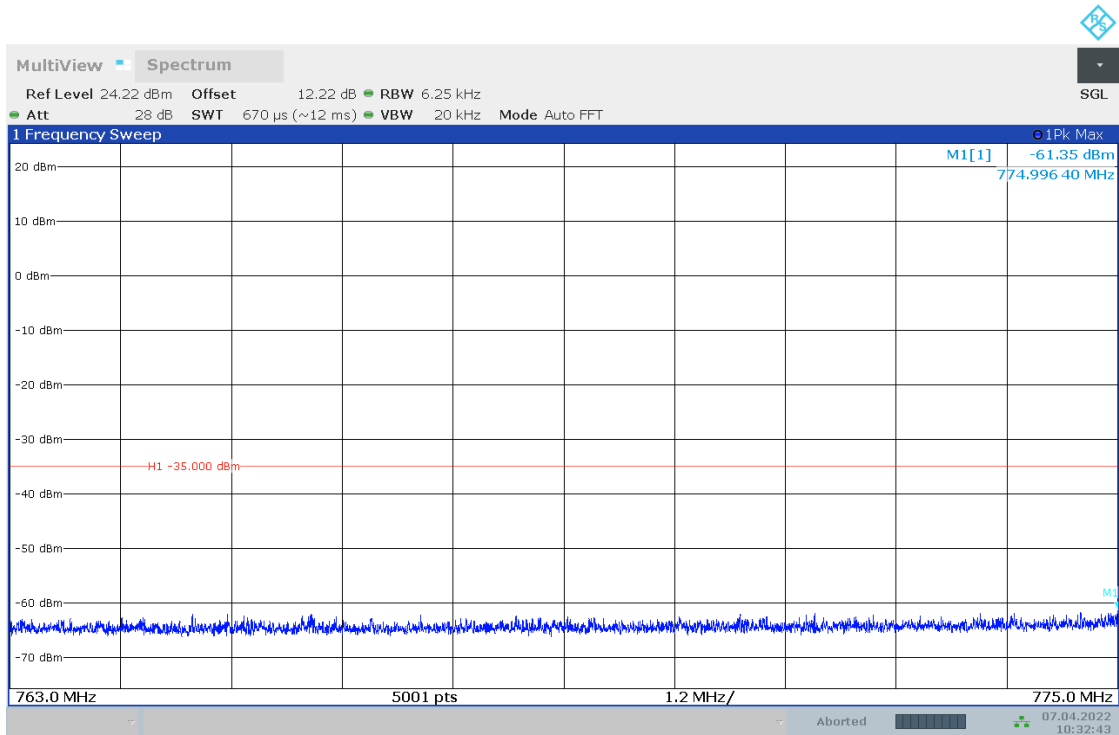
10:31:09 07.04.2022



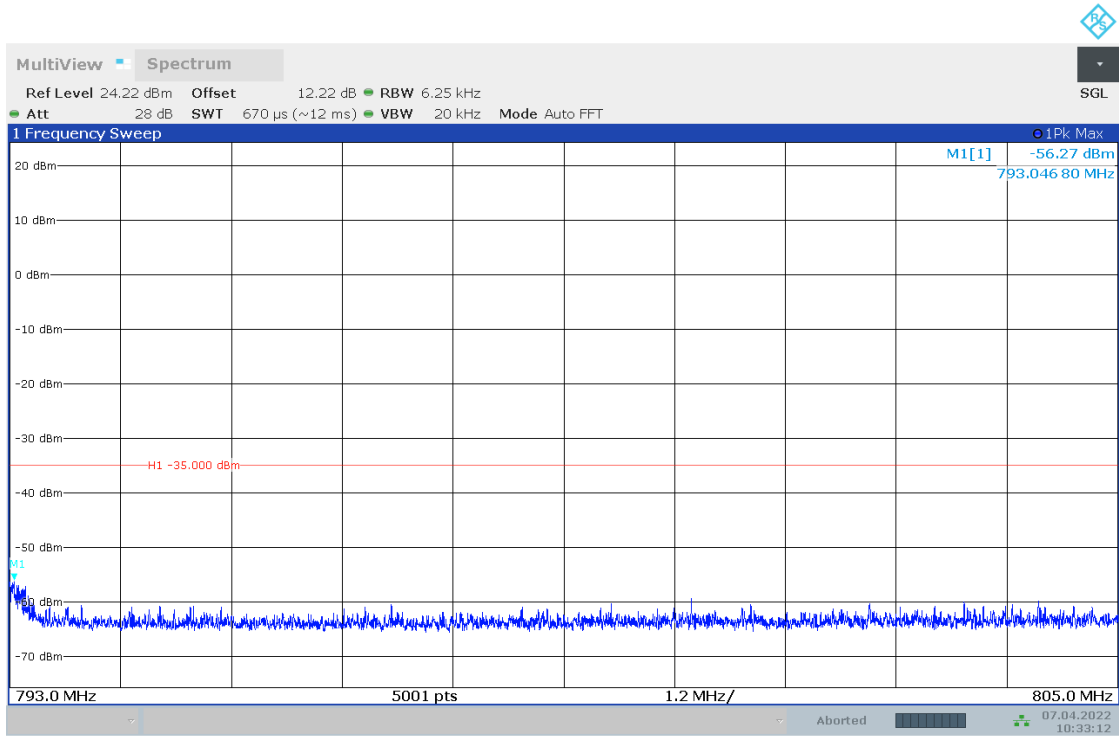
10:31:38 07.04.2022



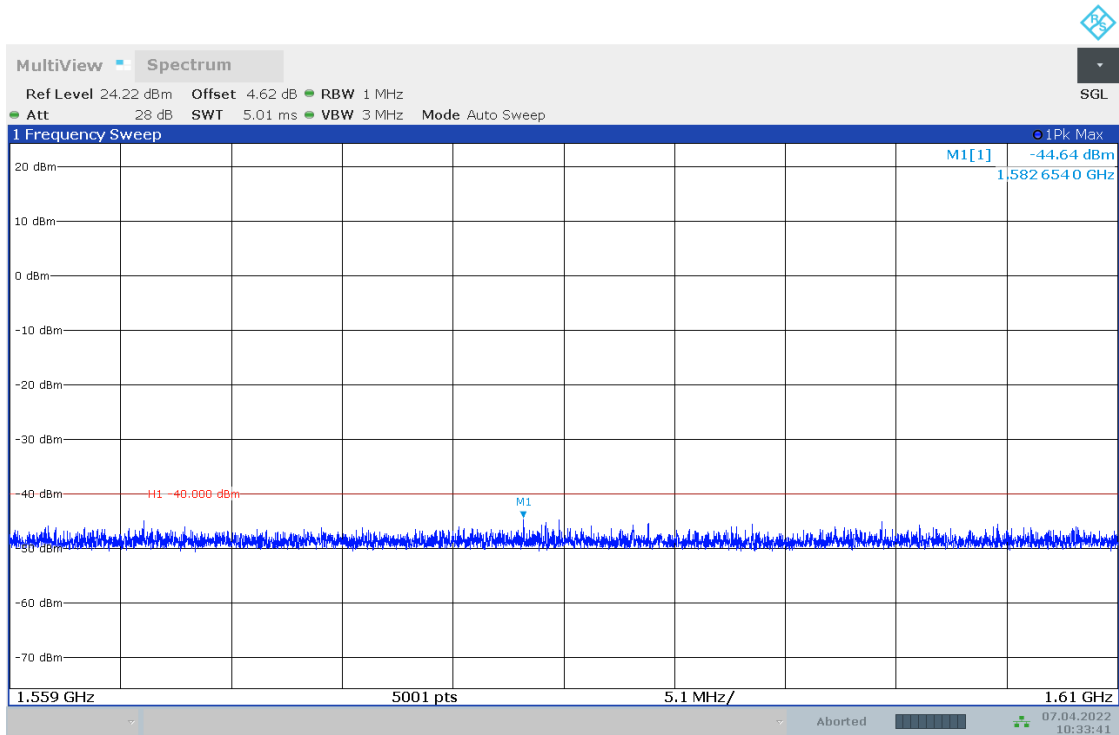
10:32:14 07.04.2022



10:32:43 07.04.2022

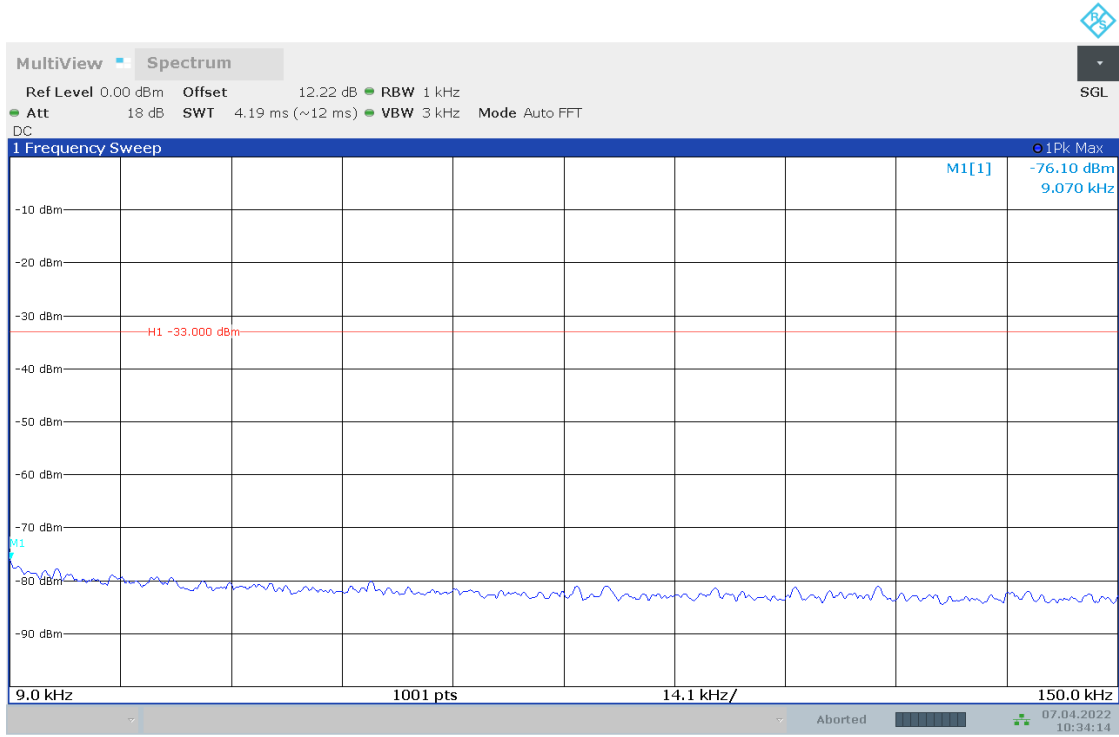


10:33:13 07.04.2022

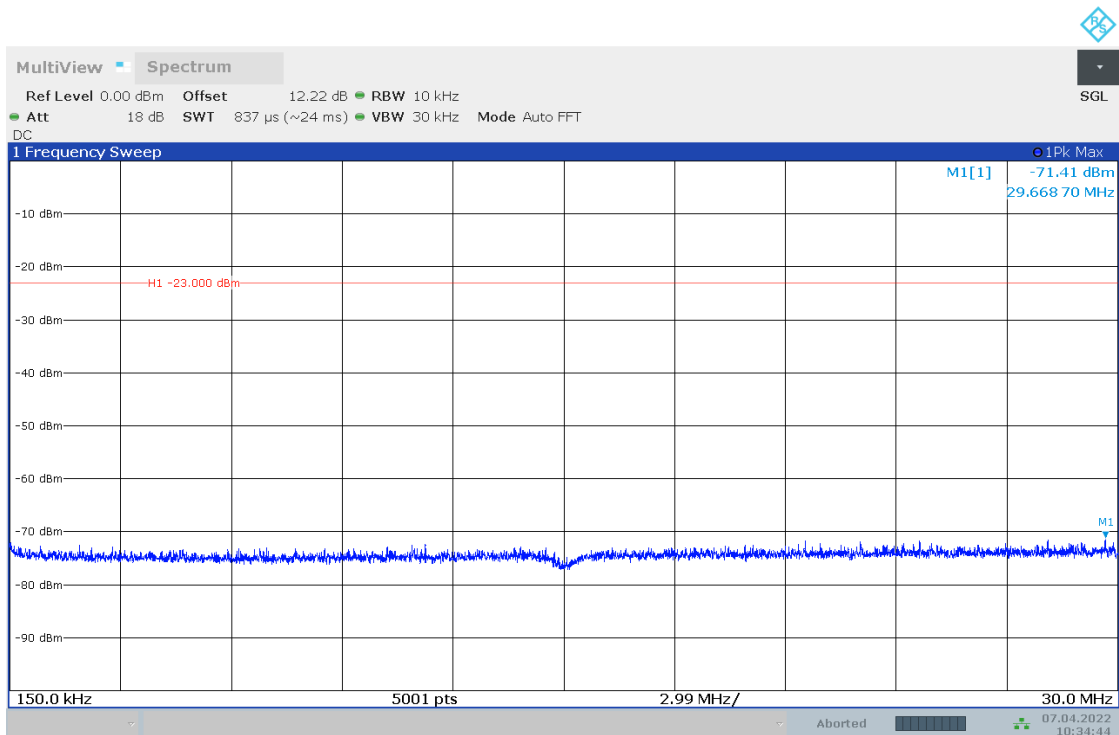


10:33:42 07.04.2022

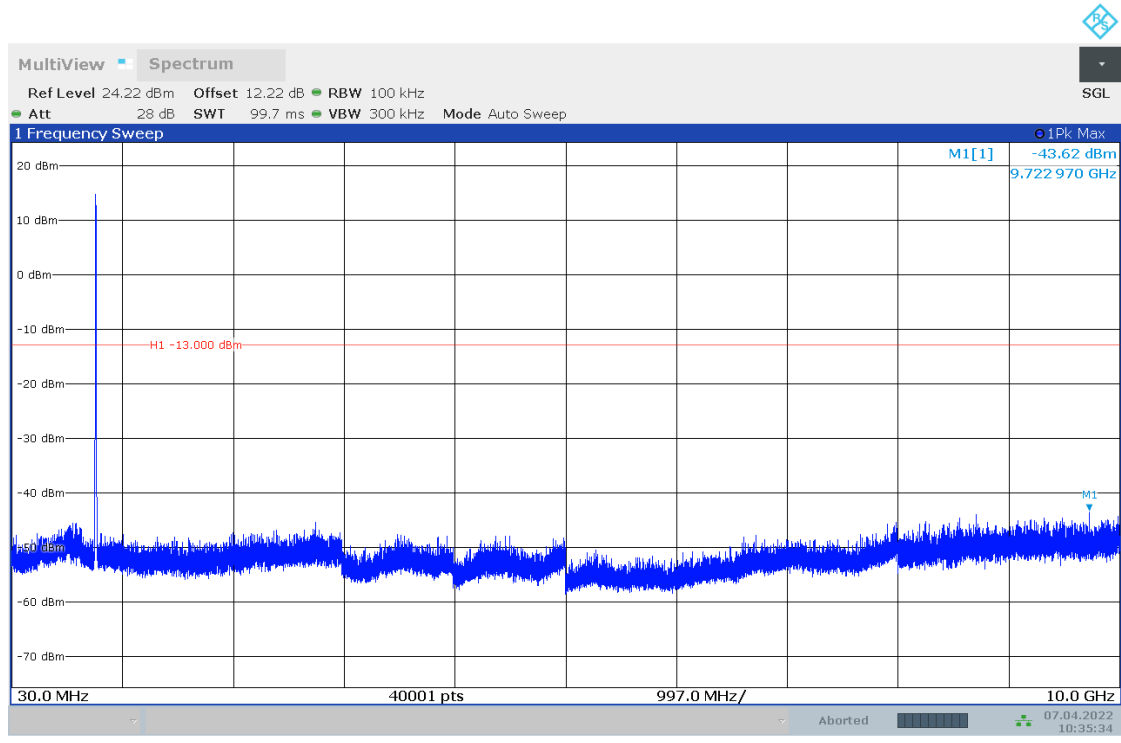
6.2.7 TM1_5MHZ_HCH_RB25#0



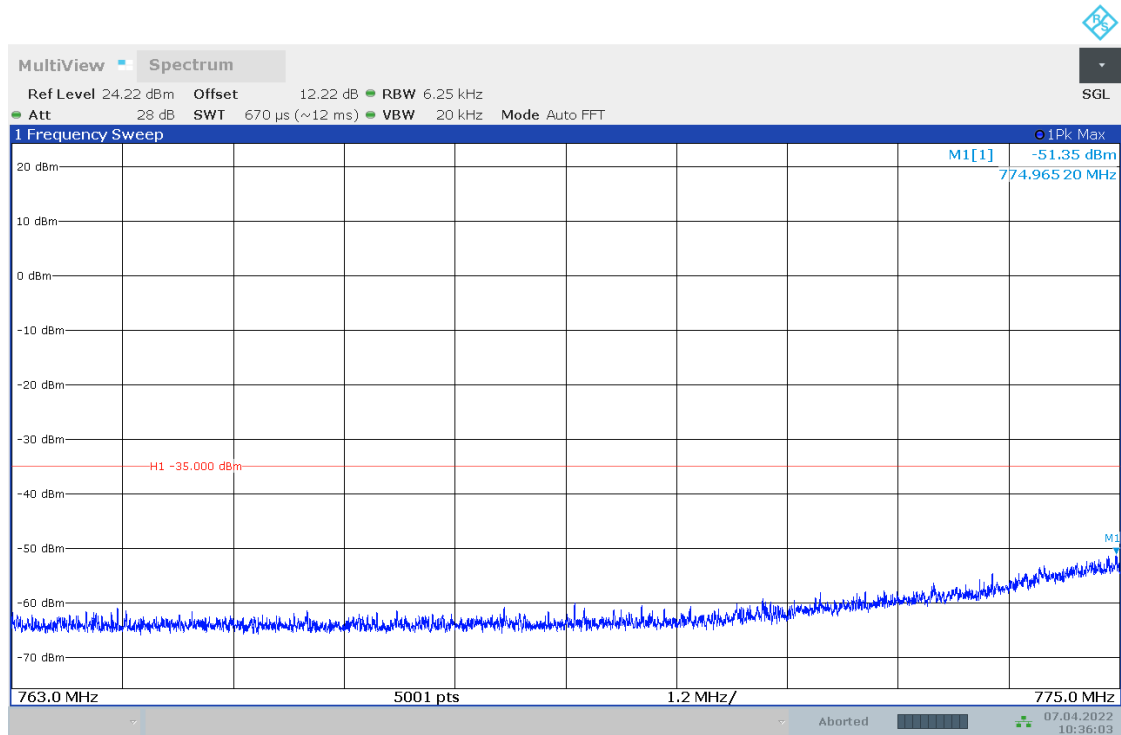
10:34:15 07.04.2022



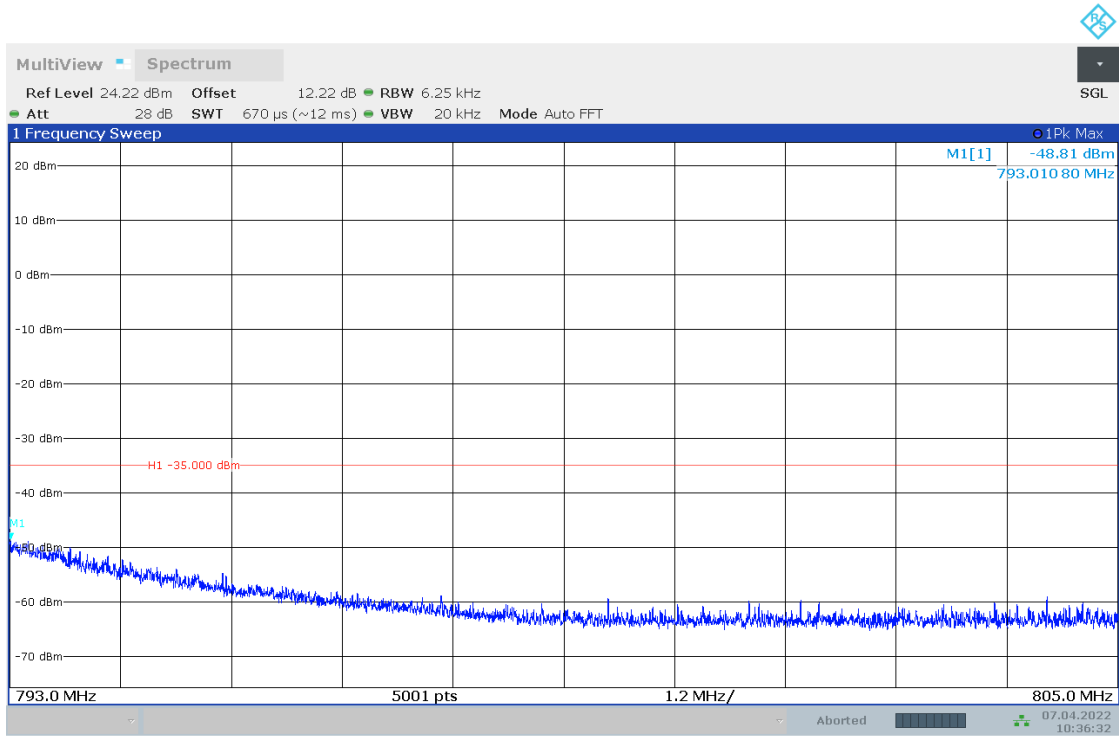
10:34:44 07.04.2022



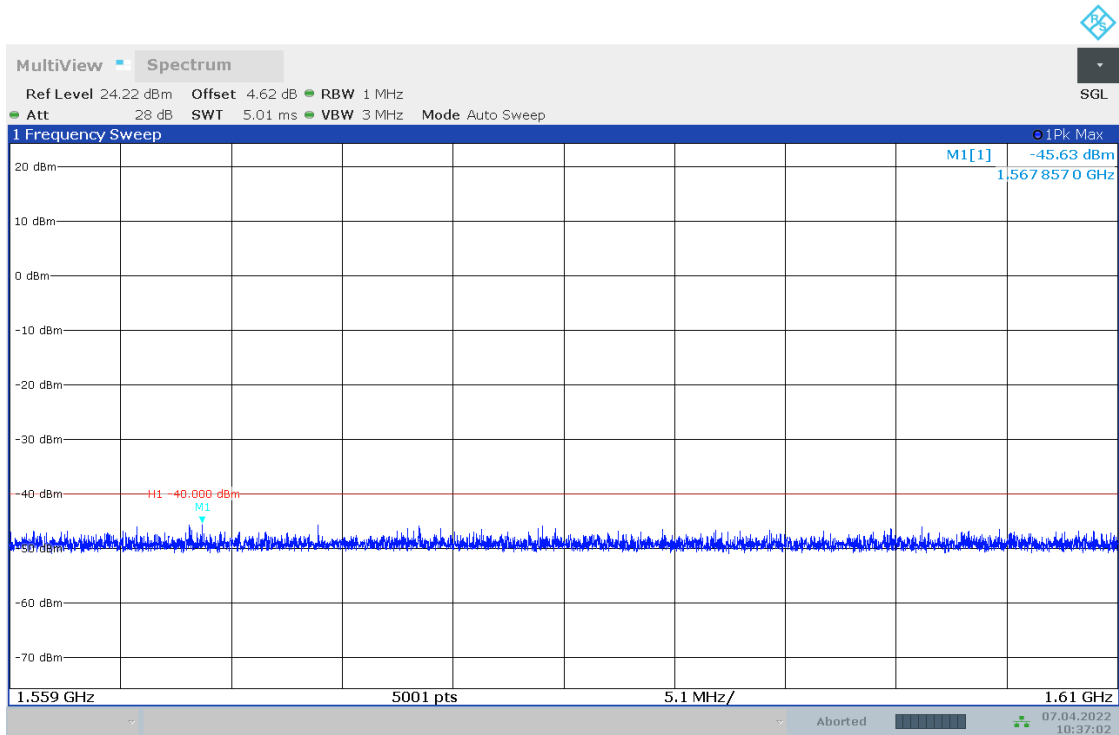
10:35:35 07.04.2022



10:36:04 07.04.2022

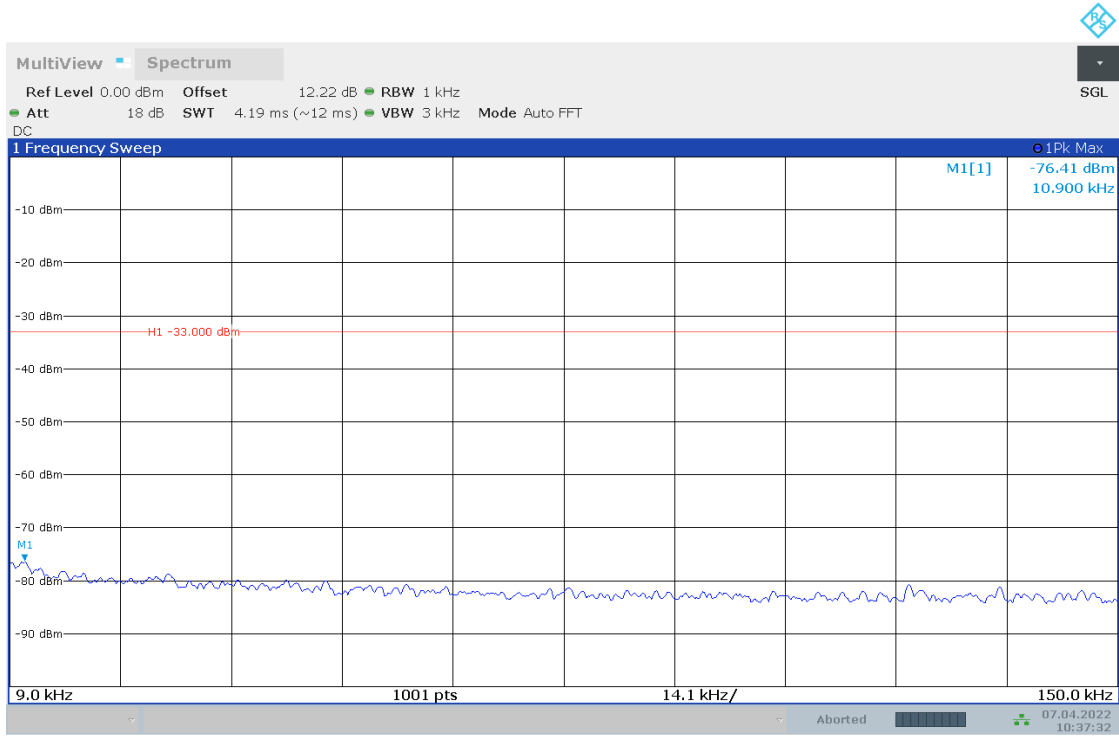


10:36:33 07.04.2022

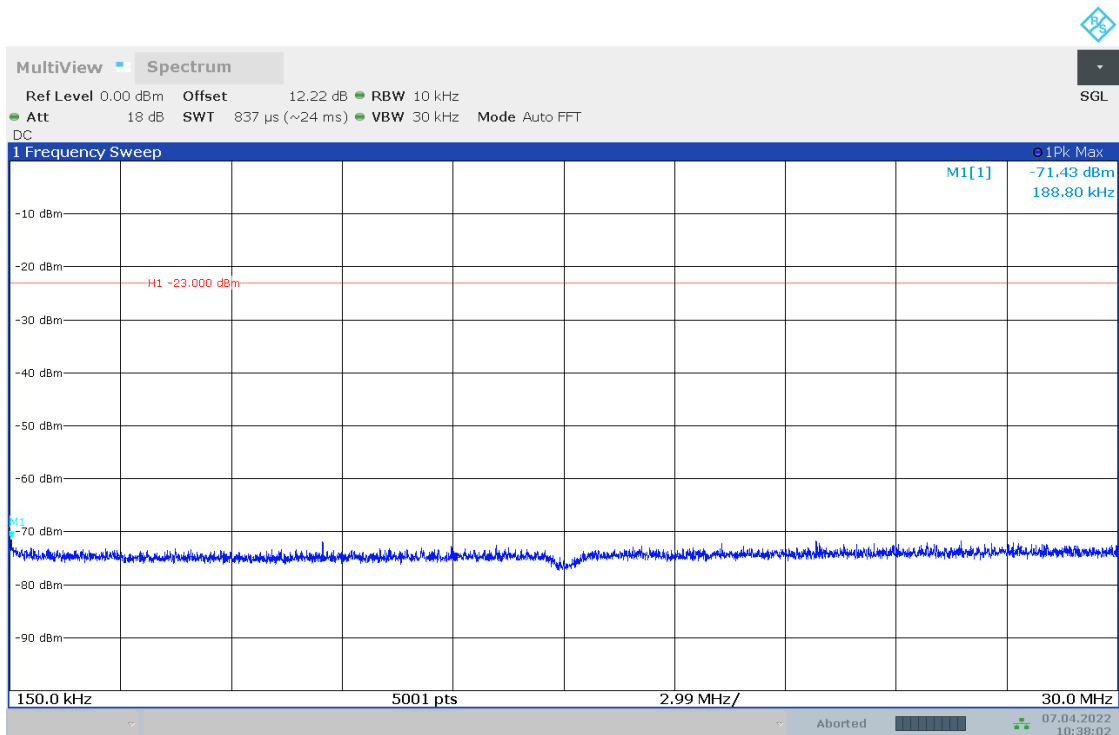


10:37:03 07.04.2022

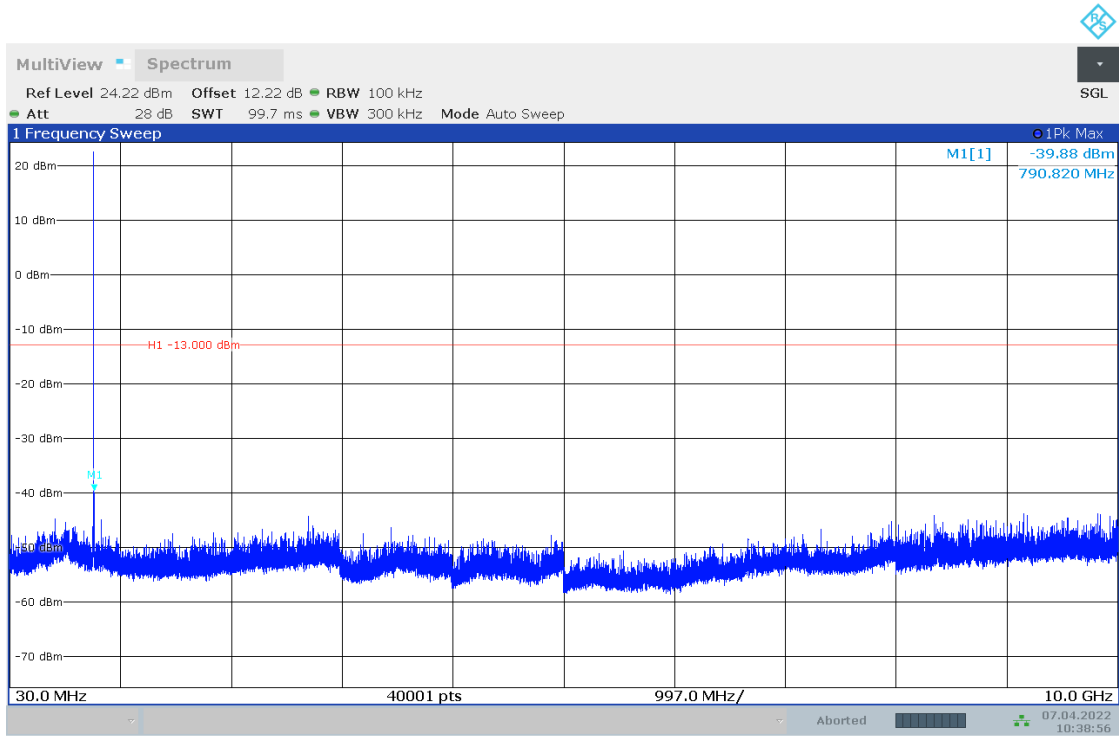
6.2.8 TM1_5MHZ_HCH_RB1#0



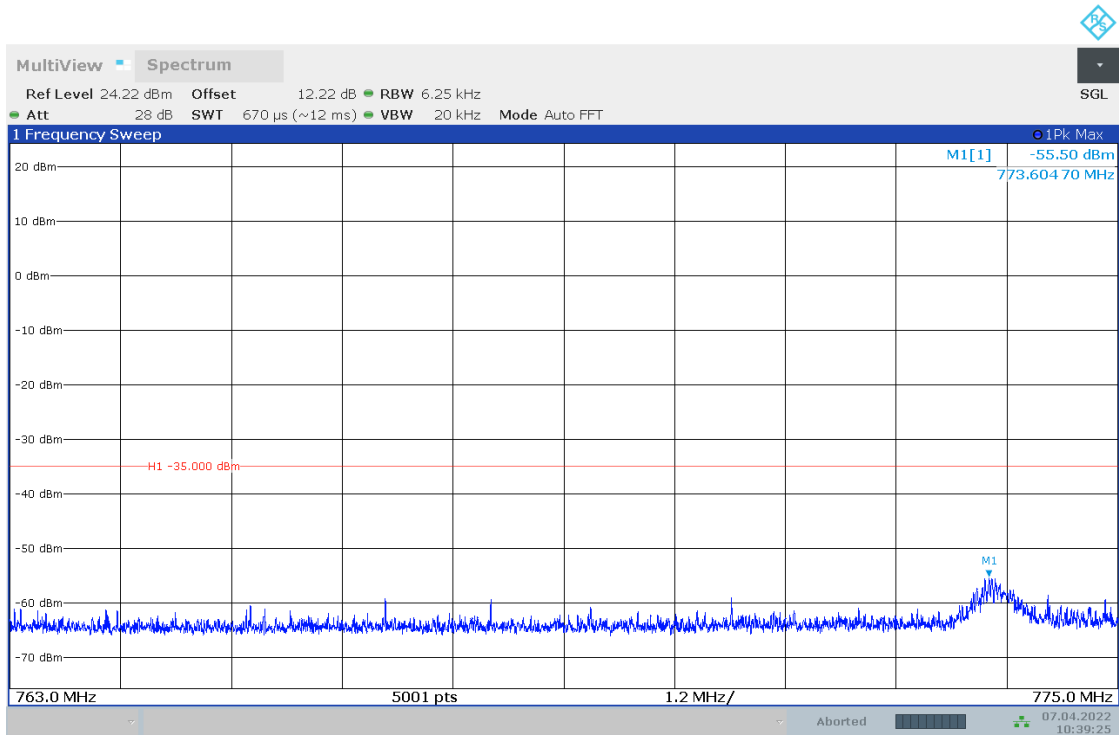
10:37:33 07.04.2022



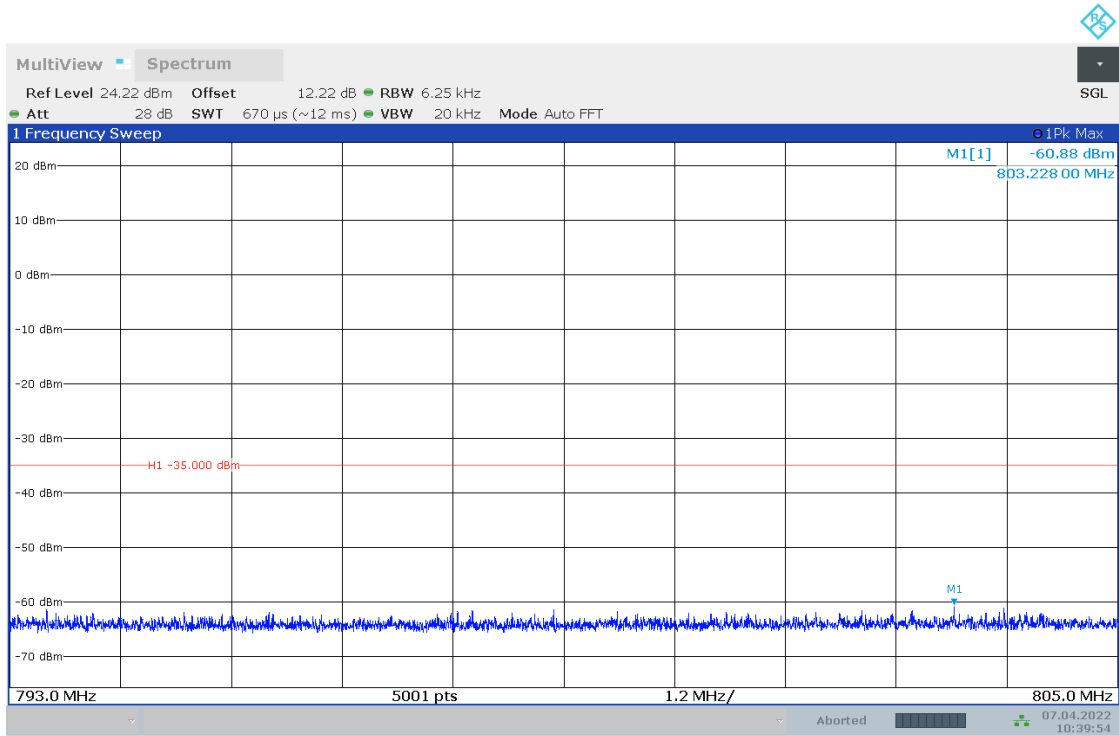
10:38:03 07.04.2022



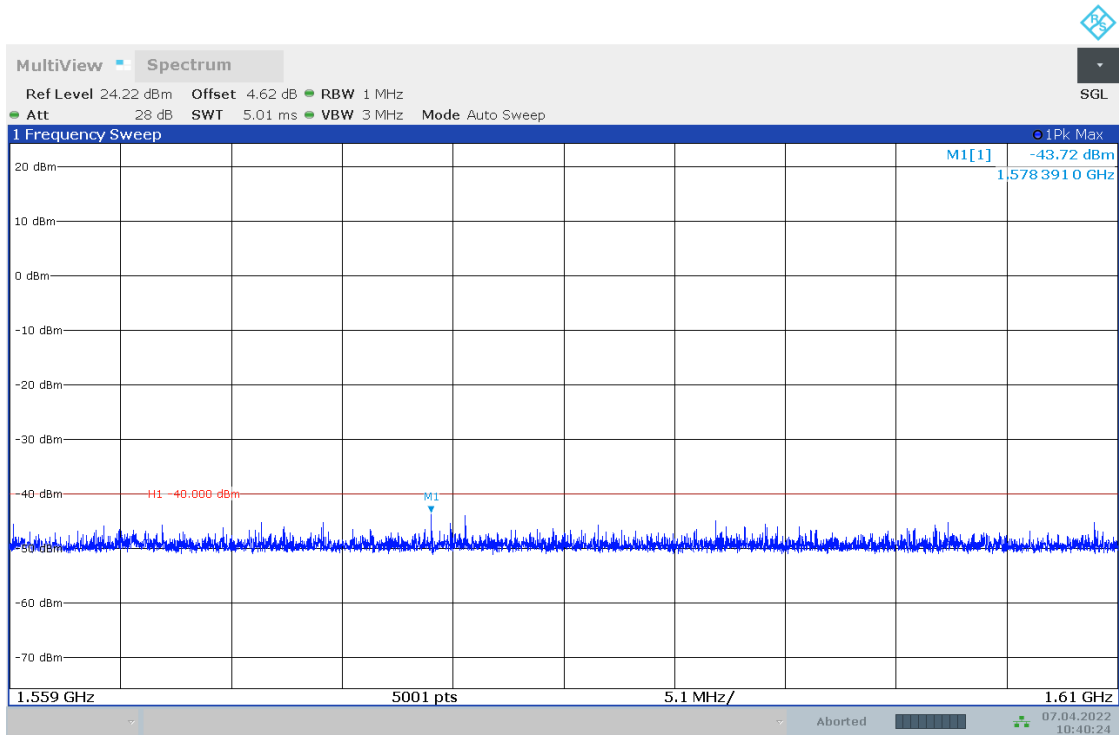
10:38:57 07.04.2022



10:39:26 07.04.2022

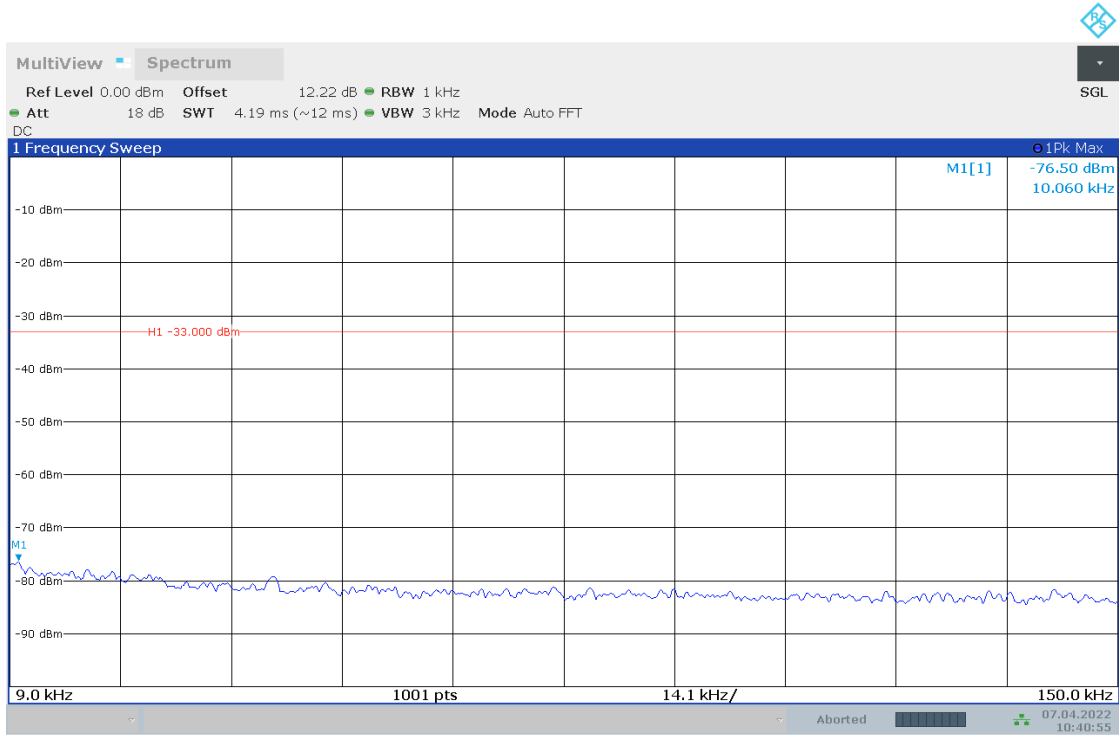


10:39:55 07.04.2022

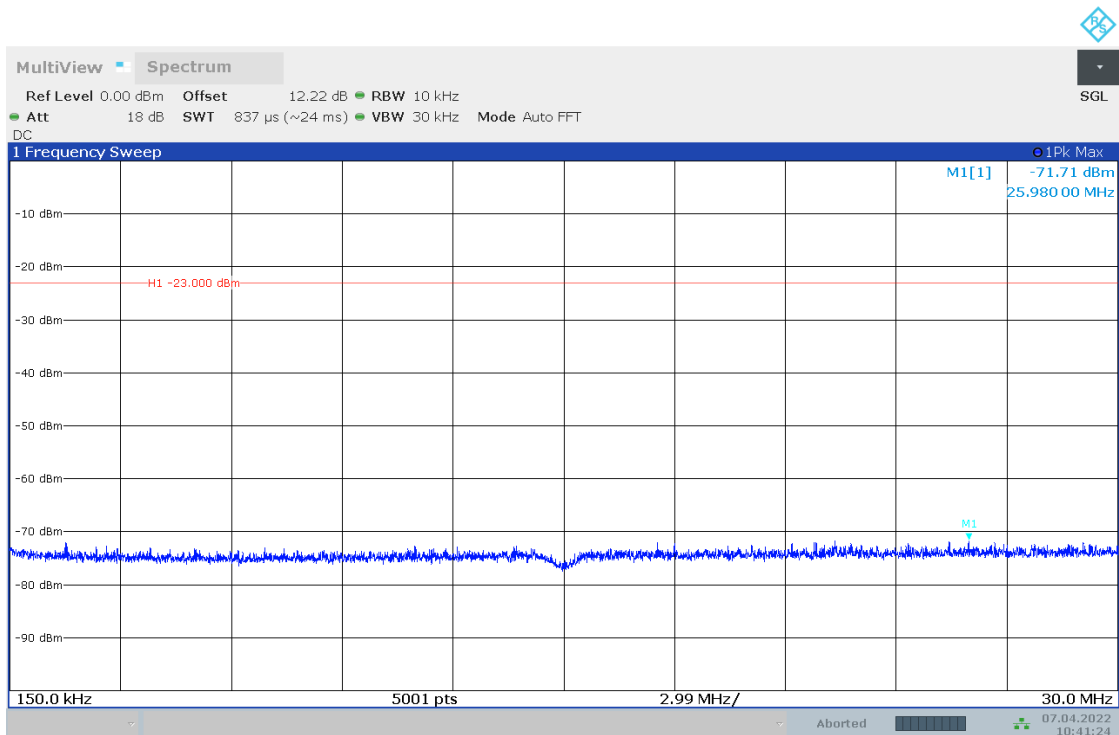


10:40:25 07.04.2022

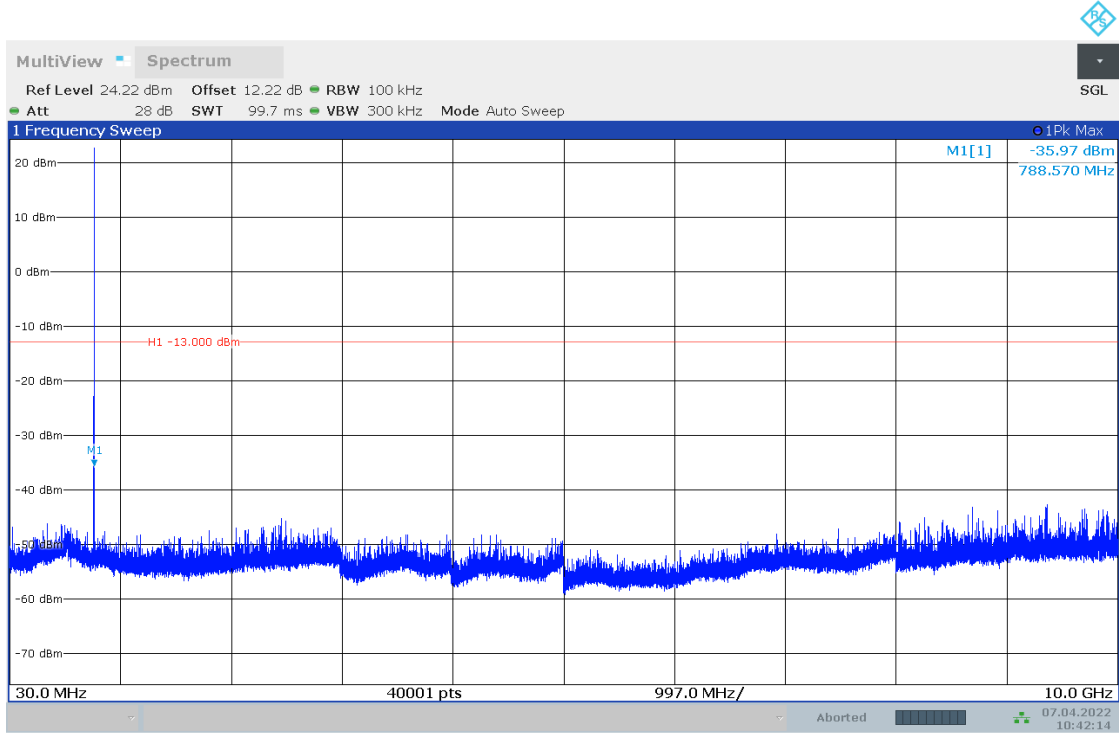
6.2.9 TM1_5MHZ_HCH_RB1#24



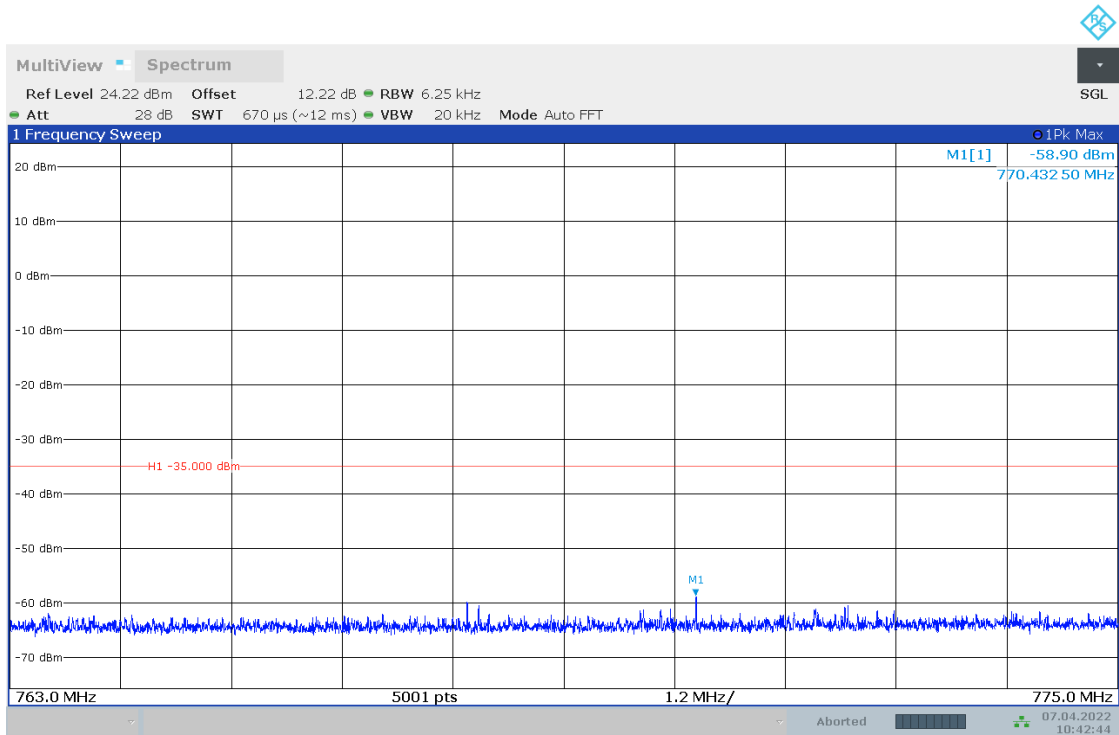
10:40:55 07.04.2022



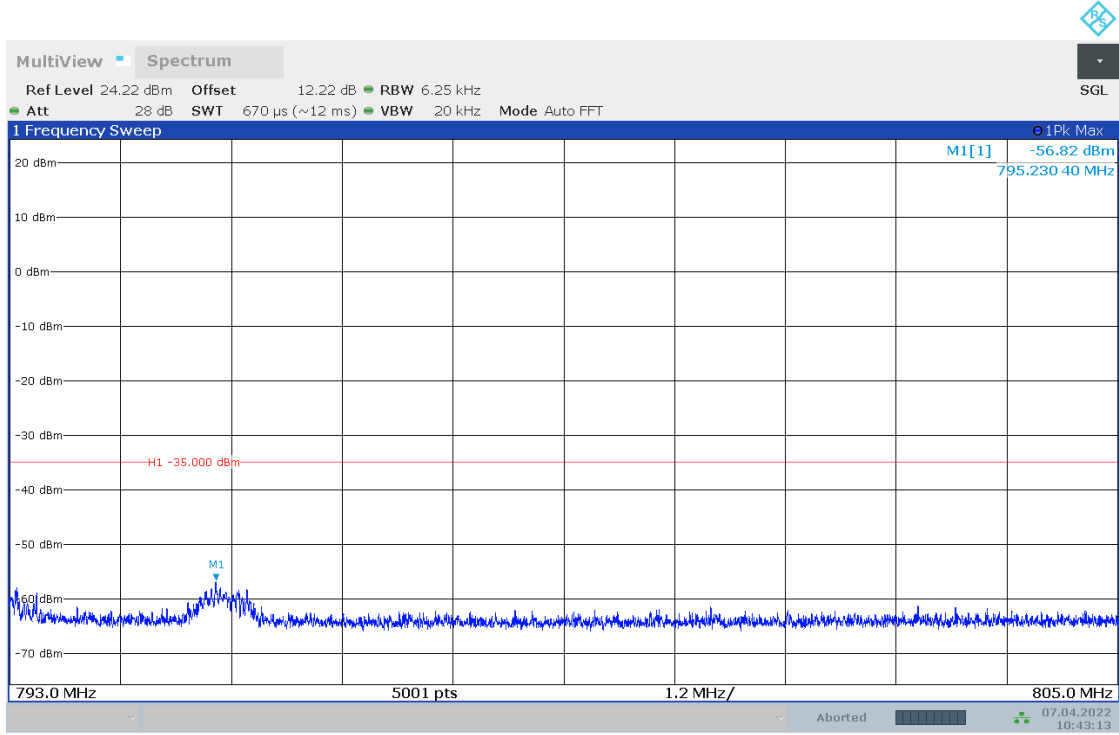
10:41:25 07.04.2022



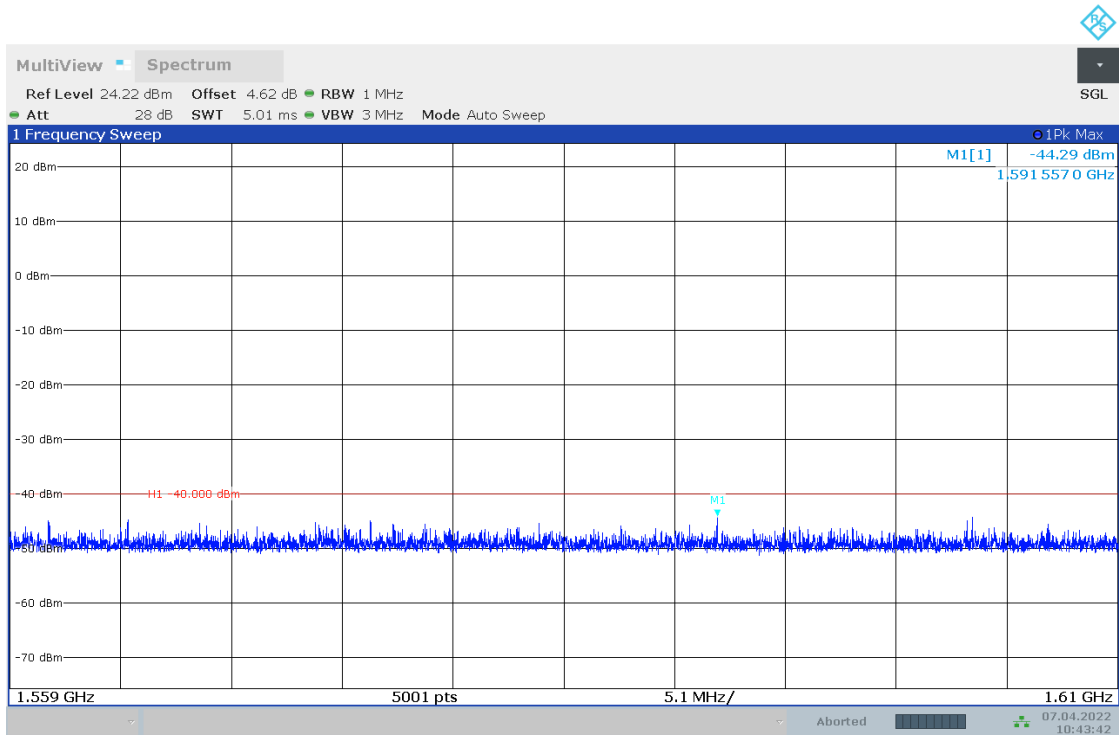
10:42:15 07.04.2022



10:42:45 07.04.2022

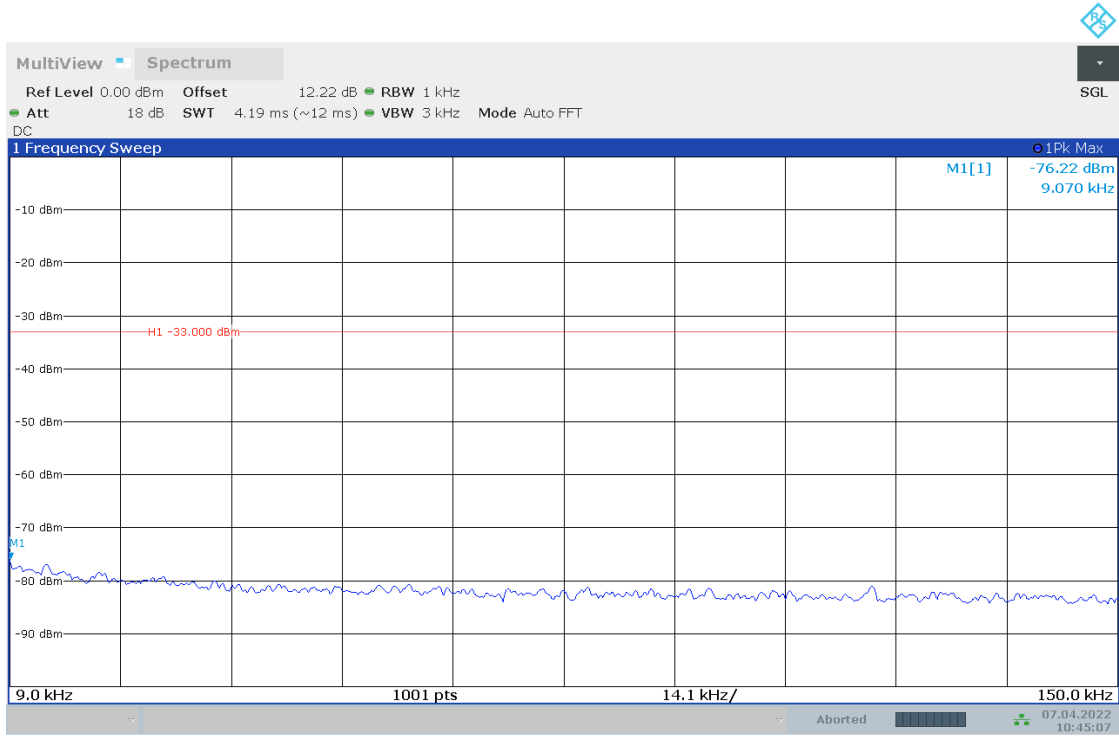


10:43:14 07.04.2022

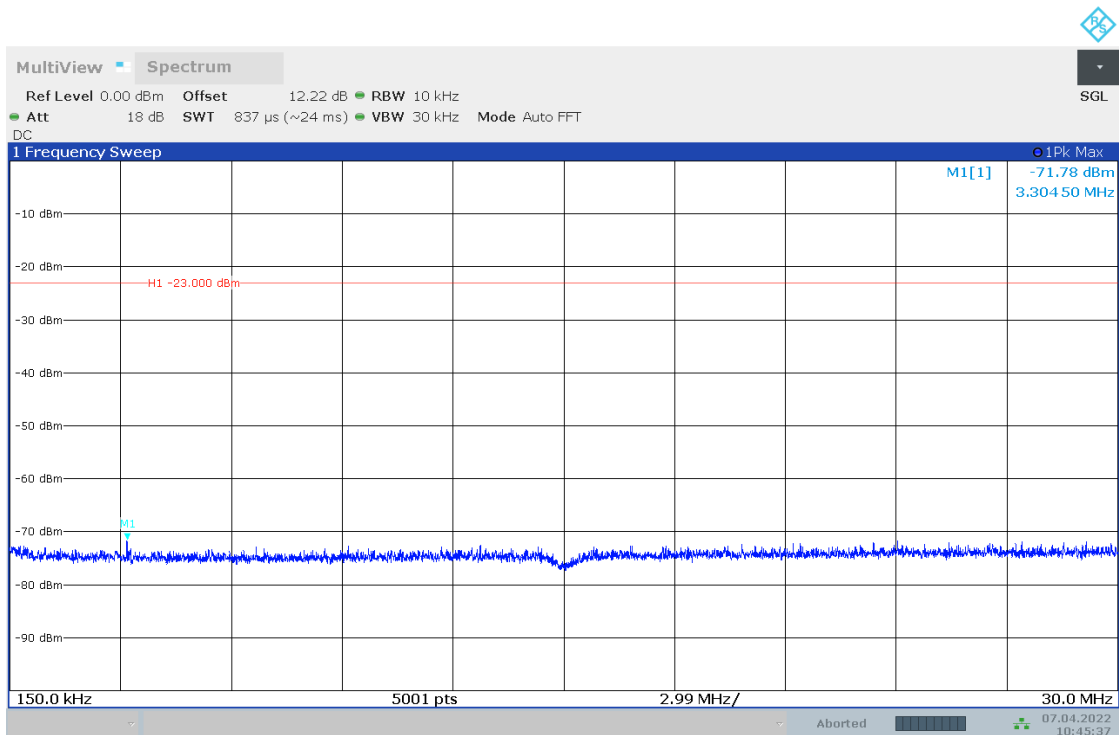


10:43:43 07.04.2022

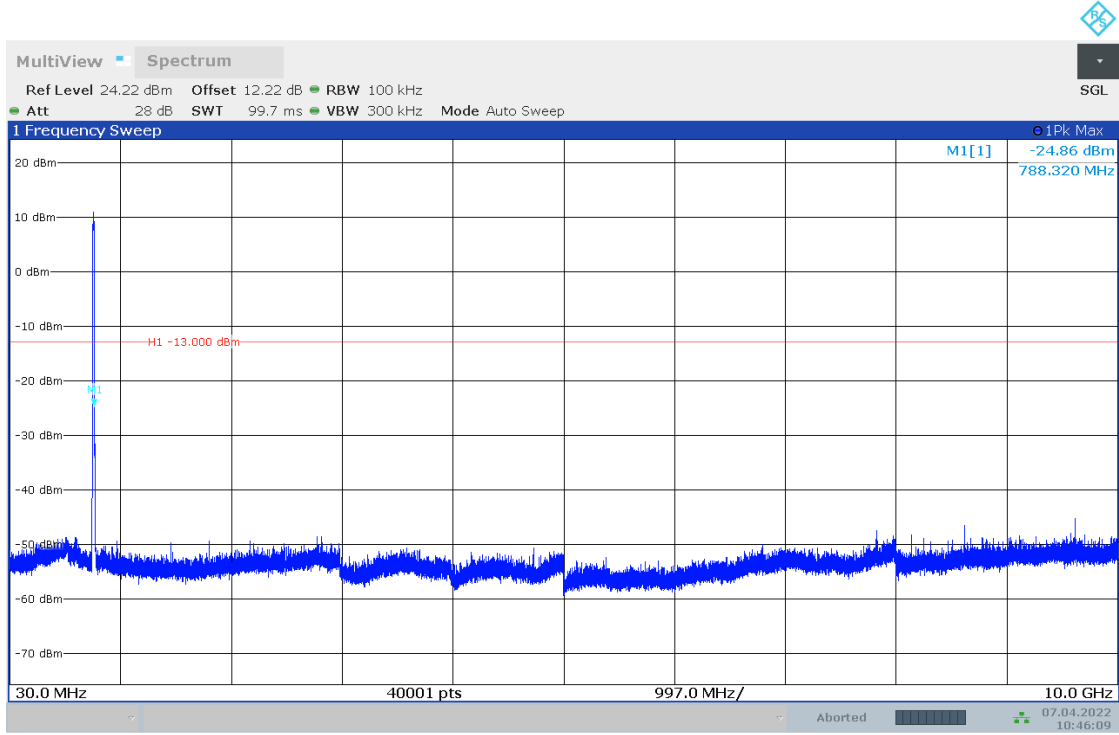
6.2.10 TM1_10MHZ_LCH_RB50#0



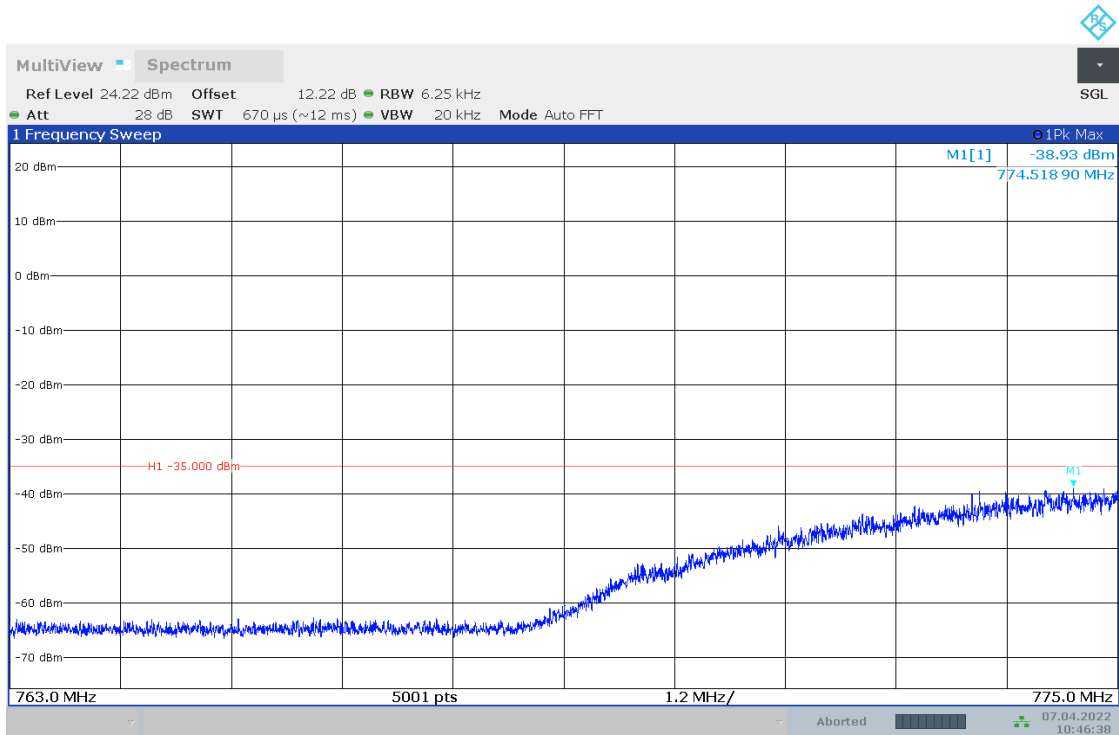
10:45:08 07.04.2022



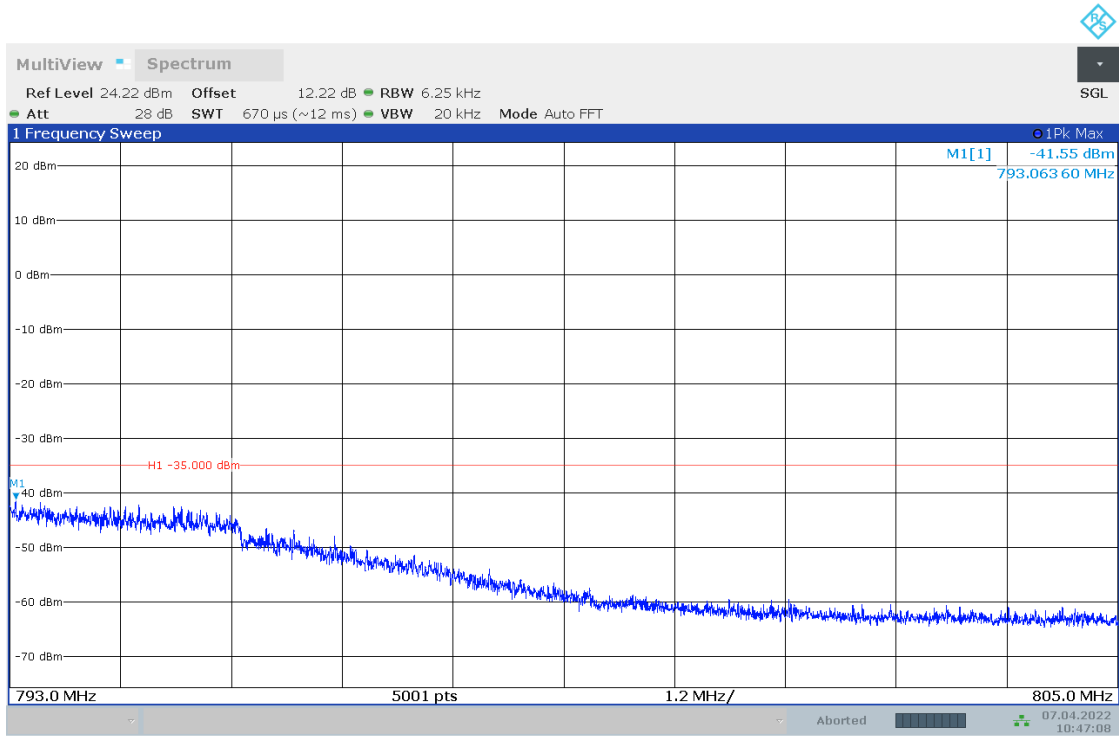
10:45:38 07.04.2022



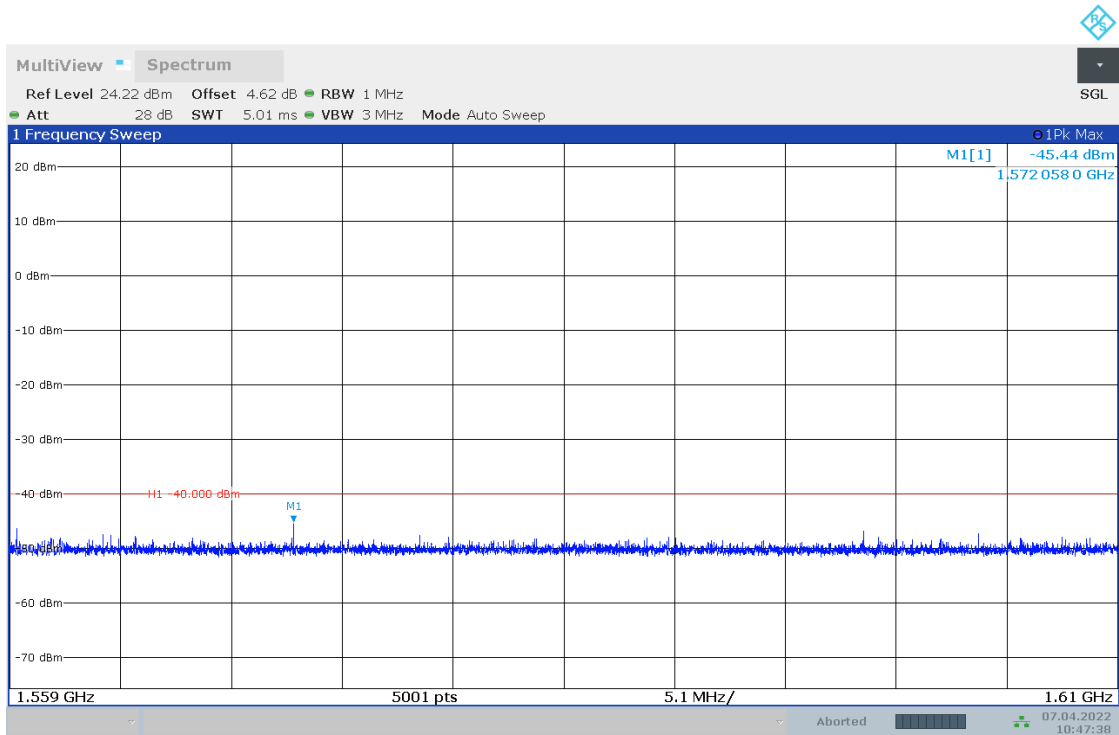
10:46:10 07.04.2022



10:46:39 07.04.2022

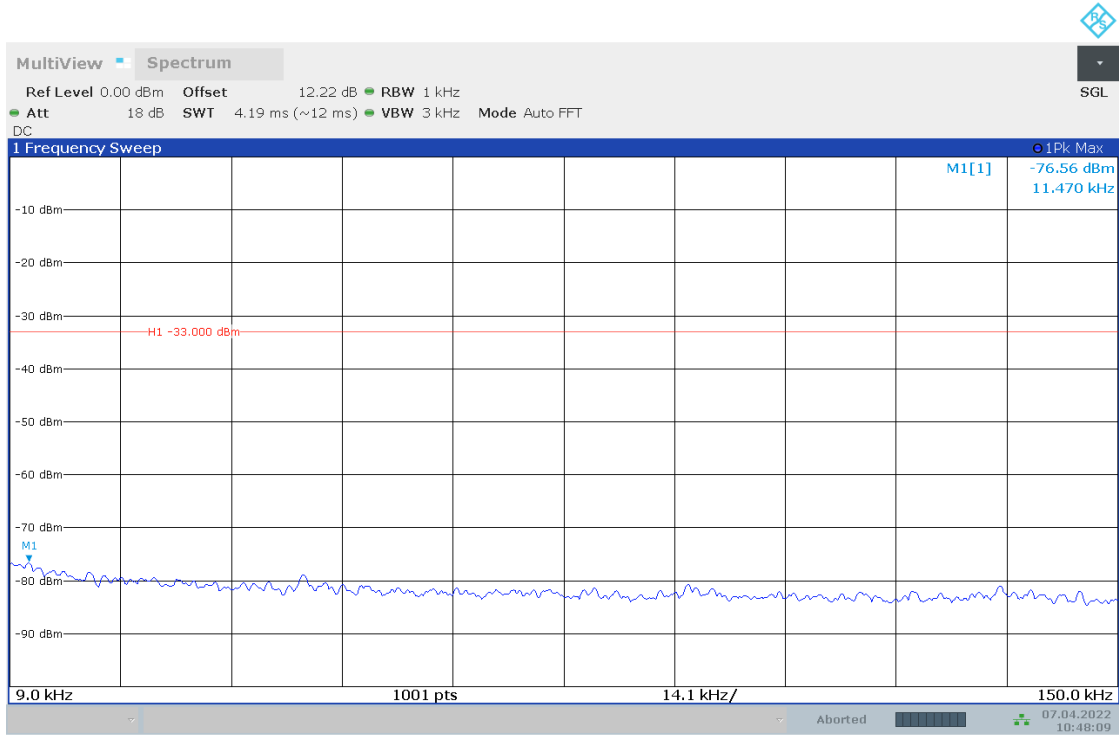


10:47:08 07.04.2022

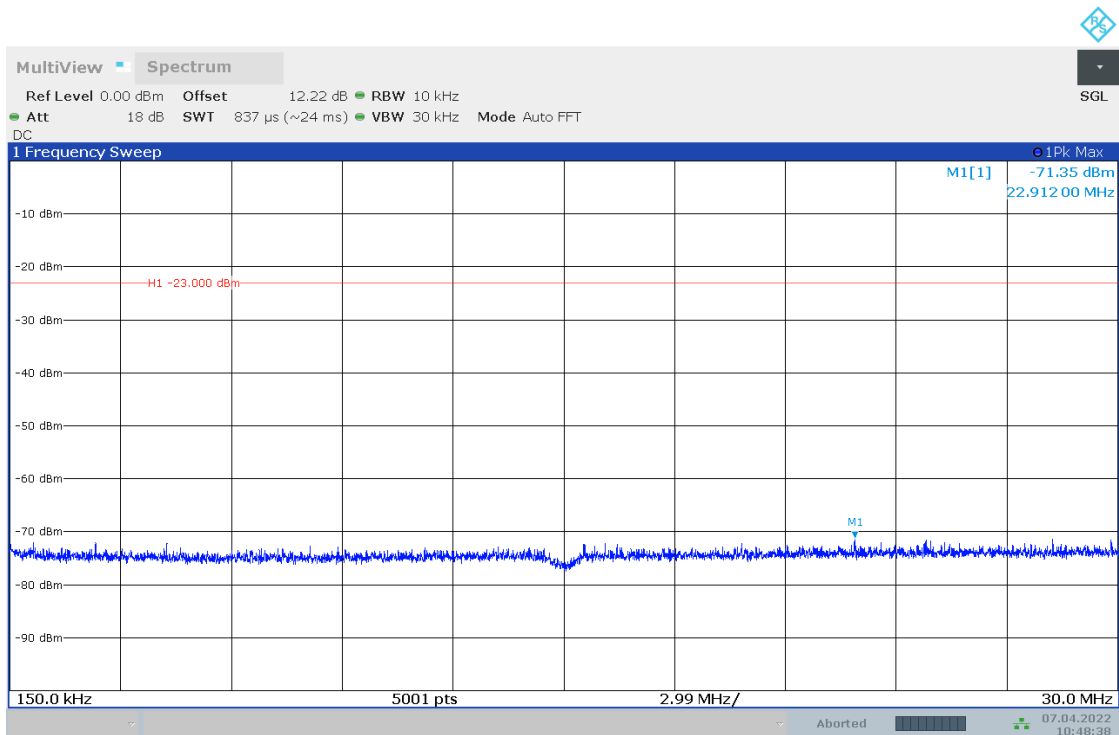


10:47:38 07.04.2022

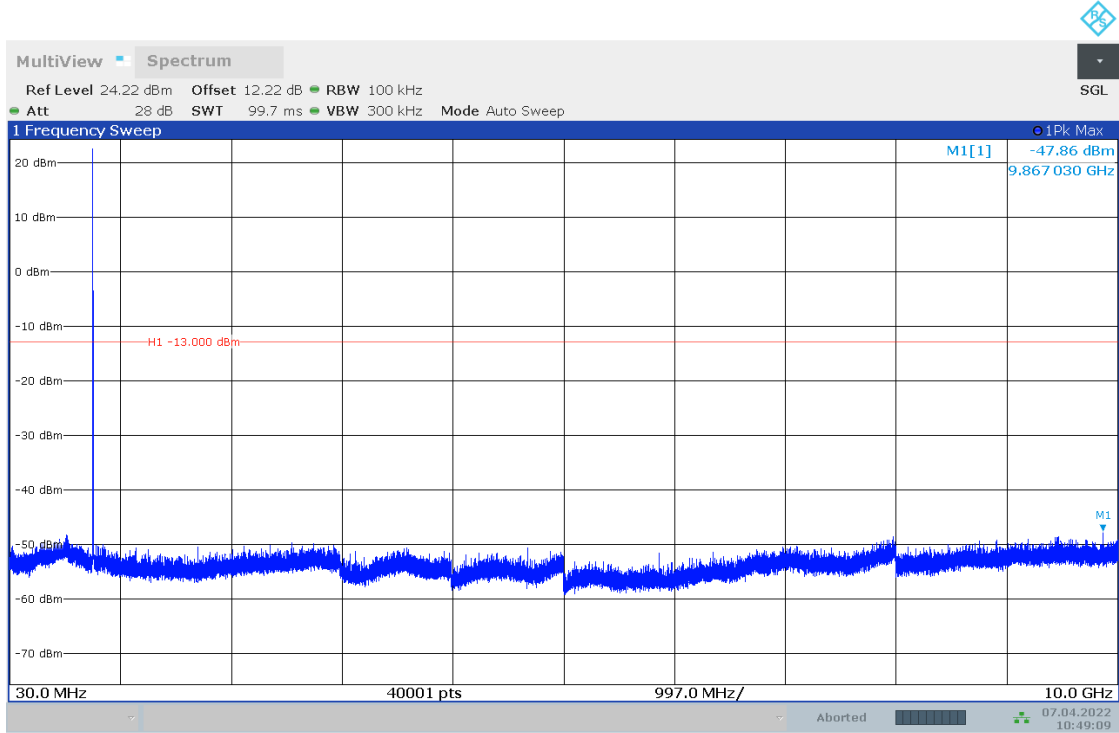
6.2.11 TM1_10MHZ_LCH_RB1#0



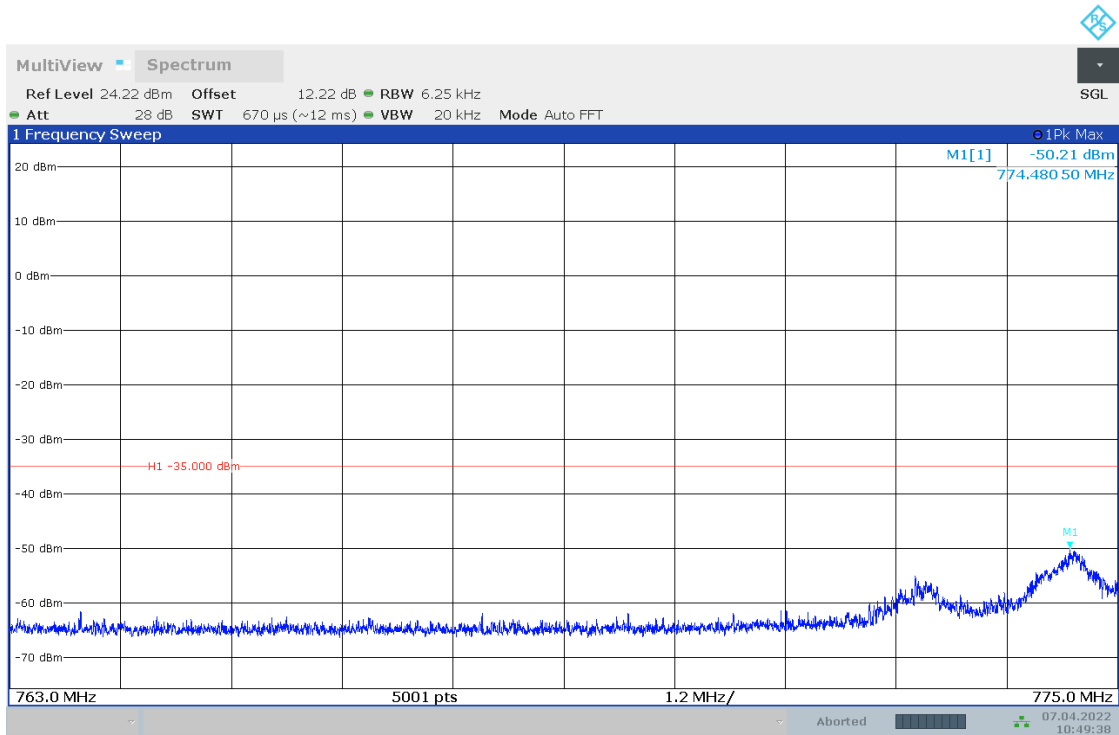
10:48:09 07.04.2022



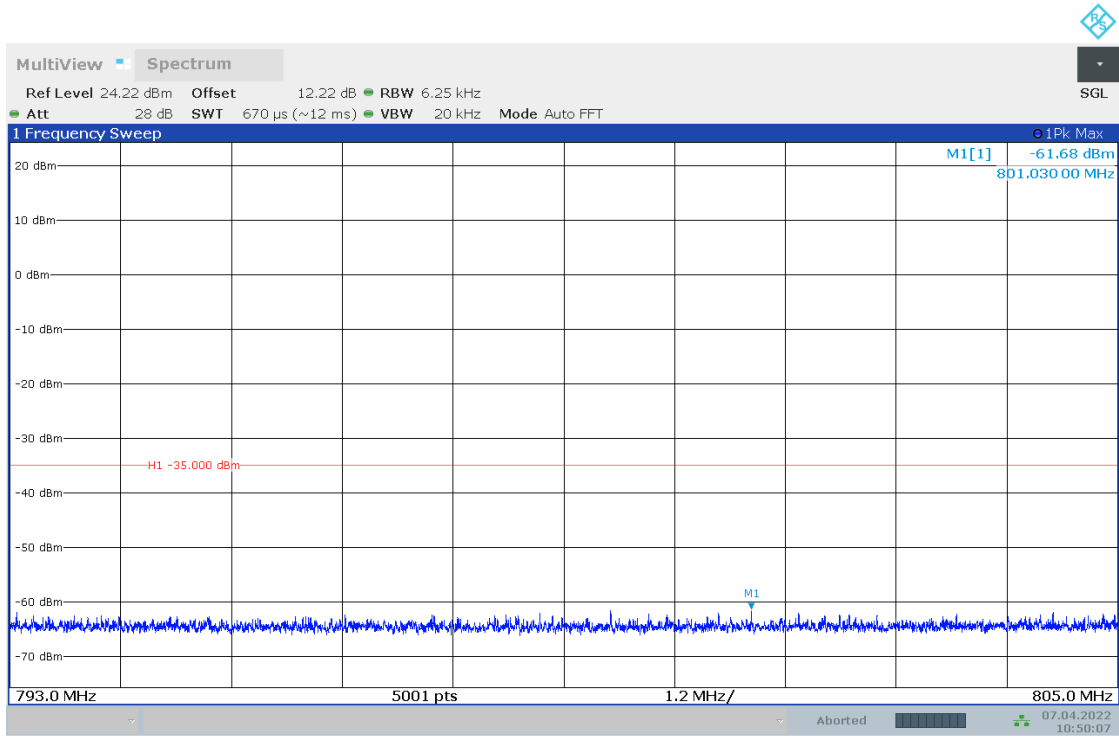
10:48:38 07.04.2022



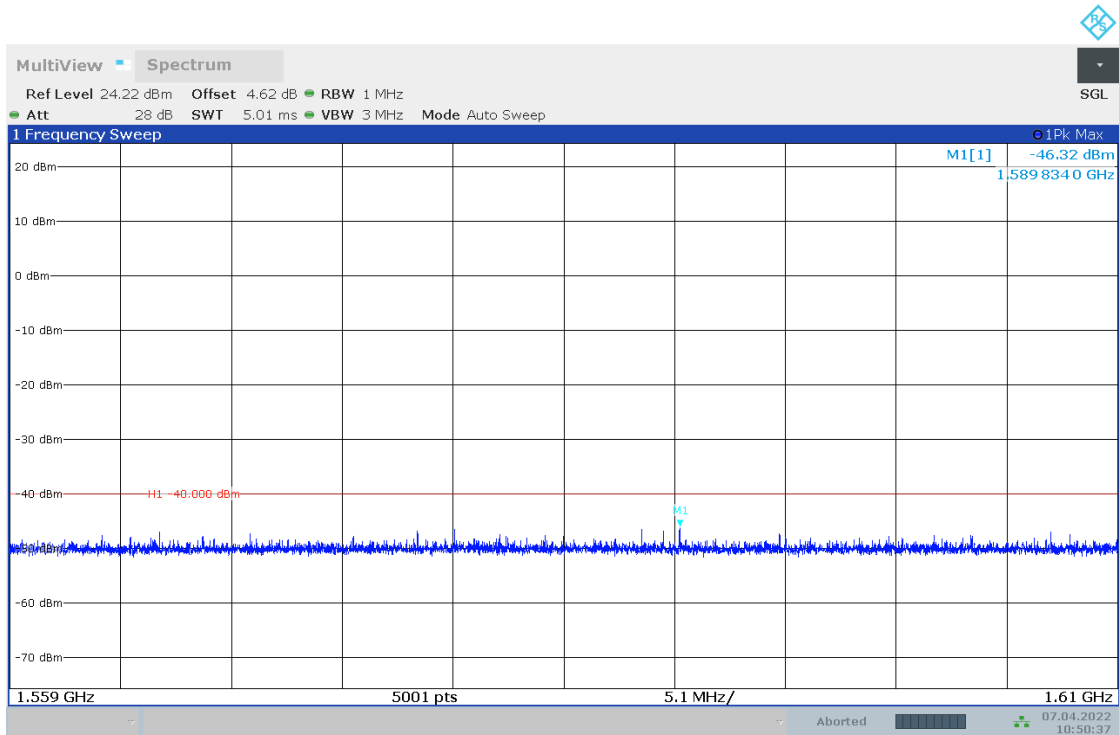
10:49:09 07.04.2022



10:49:38 07.04.2022

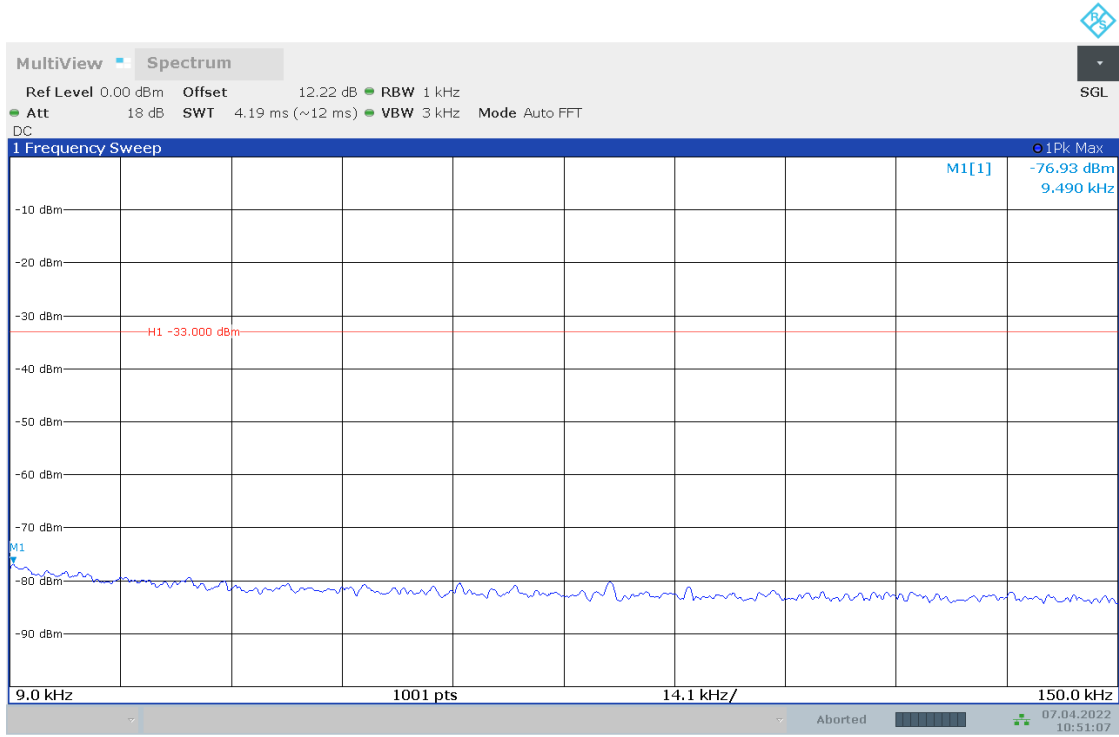


10:50:07 07.04.2022

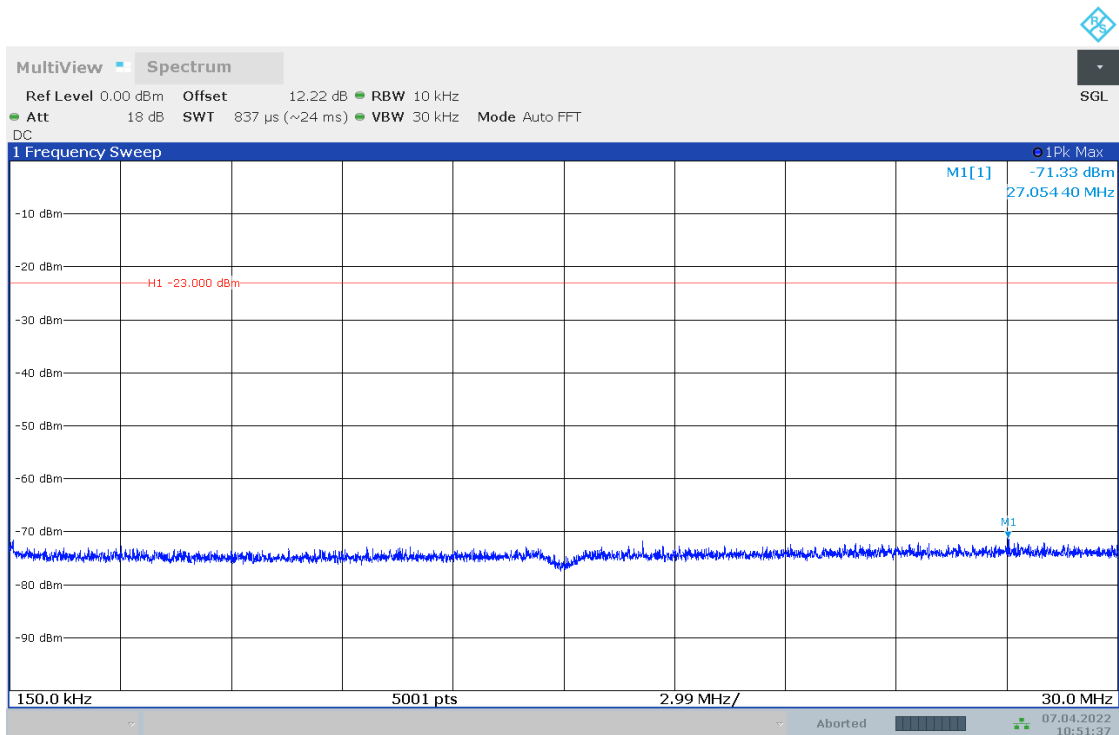


10:50:37 07.04.2022

6.2.12 TM1_10MHZ_LCH_RB1#49



10:51:08 07.04.2022



10:51:37 07.04.2022