

Appendix for LTE Band 12

Model: LGE-NX9

BTL-FCCP-3-2203G019

Table of Contents	Page
1 . APPENDIX A - EFFECTIVE (ISOTROPIC) RADIATED POWER OF TRANSMITTER	7
1.1 TEST RESULTS	7
2 . APPENDIX B - PEAK-TO-AVERAGE RATIO	9
2.1 TEST RESULTS	9
3 . APPENDIX C - MODULATION CHARACTERISTICS	10
3.1 TEST PLOTS	10
3.1.1 TM1_1.4MHZ_MCH_RB6#0	10
3.1.2 TM1_5MHZ_MCH_RB25#0	10
3.1.3 TM1_10MHZ_MCH_RB50#0	11
3.1.4 TM2_1.4MHZ_MCH_RB6#0	11
3.1.5 TM2_5MHZ_MCH_RB25#0	12
3.1.6 TM2_10MHZ_MCH_RB50#0	12
3.1.7 TM3_1.4MHZ_MCH_RB6#0	13
3.1.8 TM3_5MHZ_MCH_RB25#0	13
3.1.9 TM3_10MHZ_MCH_RB50#0	14
4 . APPENDIX D - OCCUPIED BANDWIDTH	15
4.1 TEST RESULTS	15
4.2 TEST PLOTS	16
4.2.1 TM1_1.4MHZ_LCH_RB6#0	16
4.2.2 TM1_1.4MHZ_MCH_RB6#0	17
4.2.3 TM1_1.4MHZ_HCH_RB6#0	18
4.2.4 TM1_3MHZ_LCH_RB15#0	19
4.2.5 TM1_3MHZ_MCH_RB15#0	20
4.2.6 TM1_3MHZ_HCH_RB15#0	21
4.2.7 TM1_5MHZ_LCH_RB25#0	22
4.2.8 TM1_5MHZ_MCH_RB25#0	23
4.2.9 TM1_5MHZ_HCH_RB25#0	24
4.2.10 TM1_10MHZ_LCH_RB50#0	25
4.2.11 TM1_10MHZ_MCH_RB50#0	26
4.2.12 TM1_10MHZ_HCH_RB50#0	27
4.2.13 TM2_1.4MHZ_LCH_RB6#0	28
4.2.14 TM2_1.4MHZ_MCH_RB6#0	29
4.2.15 TM2_1.4MHZ_HCH_RB6#0	30
4.2.16 TM2_3MHZ_LCH_RB15#0	31
4.2.17 TM2_3MHZ_MCH_RB15#0	32
4.2.18 TM2_3MHZ_HCH_RB15#0	33
4.2.19 TM2_5MHZ_LCH_RB25#0	34
4.2.20 TM2_5MHZ_MCH_RB25#0	35
4.2.21 TM2_5MHZ_HCH_RB25#0	36

Table of Contents	Page
4.2.22 TM2_10MHZ_LCH_RB50#0	37
4.2.23 TM2_10MHZ_MCH_RB50#0	38
4.2.24 TM2_10MHZ_HCH_RB50#0	39
4.2.25 TM3_1.4MHZ_LCH_RB6#0	40
4.2.26 TM3_1.4MHZ_MCH_RB6#0	41
4.2.27 TM3_1.4MHZ_HCH_RB6#0	42
4.2.28 TM3_3MHZ_LCH_RB15#0	43
4.2.29 TM3_3MHZ_MCH_RB15#0	44
4.2.30 TM3_3MHZ_HCH_RB15#0	45
4.2.31 TM3_5MHZ_LCH_RB25#0	46
4.2.32 TM3_5MHZ_MCH_RB25#0	47
4.2.33 TM3_5MHZ_HCH_RB25#0	48
4.2.34 TM3_10MHZ_LCH_RB50#0	49
4.2.35 TM3_10MHZ_MCH_RB50#0	50
4.2.36 TM3_10MHZ_HCH_RB50#0	51
5 . APPENDIX E - BAND EDGES COMPLIANCE	52
5.1 TEST RESULTS	52
5.2 TEST PLOTS	54
5.2.1 TM1_1.4MHZ_LCH_RB6#0	54
5.2.2 TM1_1.4MHZ_LCH_RB1#0	54
5.2.3 TM1_1.4MHZ_LCH_RB1#5	55
5.2.4 TM1_1.4MHZ_HCH_RB6#0	55
5.2.5 TM1_1.4MHZ_HCH_RB1#0	56
5.2.6 TM1_1.4MHZ_HCH_RB1#5	56
5.2.7 TM1_5MHZ_LCH_RB25#0	57
5.2.8 TM1_5MHZ_LCH_RB1#0	57
5.2.9 TM1_5MHZ_LCH_RB1#24	58
5.2.10 TM1_5MHZ_HCH_RB25#0	58
5.2.11 TM1_5MHZ_HCH_RB1#0	59
5.2.12 TM1_5MHZ_HCH_RB1#24	59
5.2.13 TM1_10MHZ_LCH_RB50#0	60
5.2.14 TM1_10MHZ_LCH_RB1#0	60
5.2.15 TM1_10MHZ_LCH_RB1#49	61
5.2.16 TM1_10MHZ_HCH_RB50#0	61
5.2.17 TM1_10MHZ_HCH_RB1#0	62
5.2.18 TM1_10MHZ_HCH_RB1#49	62
5.2.19 TM2_1.4MHZ_LCH_RB6#0	63
5.2.20 TM2_1.4MHZ_LCH_RB1#0	63
5.2.21 TM2_1.4MHZ_LCH_RB1#5	64
5.2.22 TM2_1.4MHZ_HCH_RB6#0	64
5.2.23 TM2_1.4MHZ_HCH_RB1#0	65
5.2.24 TM2_1.4MHZ_HCH_RB1#5	65
5.2.25 TM2_5MHZ_LCH_RB25#0	66
5.2.26 TM2_5MHZ_LCH_RB1#0	66

Table of Contents	Page
5.2.27 TM2_5MHZ_LCH_RB1#24	67
5.2.28 TM2_5MHZ_HCH_RB25#0	67
5.2.29 TM2_5MHZ_HCH_RB1#0	68
5.2.30 TM2_5MHZ_HCH_RB1#24	68
5.2.31 TM2_10MHZ_LCH_RB50#0	69
5.2.32 TM2_10MHZ_LCH_RB1#0	69
5.2.33 TM2_10MHZ_LCH_RB1#49	70
5.2.34 TM2_10MHZ_HCH_RB50#0	70
5.2.35 TM2_10MHZ_HCH_RB1#0	71
5.2.36 TM2_10MHZ_HCH_RB1#49	71
5.2.37 TM3_1.4MHZ_LCH_RB6#0	72
5.2.38 TM3_1.4MHZ_LCH_RB1#0	72
5.2.39 TM3_1.4MHZ_LCH_RB1#5	73
5.2.40 TM3_1.4MHZ_HCH_RB6#0	73
5.2.41 TM3_1.4MHZ_HCH_RB1#0	74
5.2.42 TM3_1.4MHZ_HCH_RB1#5	74
5.2.43 TM3_5MHZ_LCH_RB25#0	75
5.2.44 TM3_5MHZ_LCH_RB1#0	75
5.2.45 TM3_5MHZ_LCH_RB1#24	76
5.2.46 TM3_5MHZ_HCH_RB25#0	76
5.2.47 TM3_5MHZ_HCH_RB1#0	77
5.2.48 TM3_5MHZ_HCH_RB1#24	77
5.2.49 TM3_10MHZ_LCH_RB50#0	78
5.2.50 TM3_10MHZ_LCH_RB1#0	78
5.2.51 TM3_10MHZ_LCH_RB1#49	79
5.2.52 TM3_10MHZ_HCH_RB50#0	79
5.2.53 TM3_10MHZ_HCH_RB1#0	80
5.2.54 TM3_10MHZ_HCH_RB1#49	80
6 . APPENDIX F - SPURIOUS EMISSION AT ANTENNA TERMINAL	81
6.1 TEST RESULTS	81
6.2 TEST PLOTS	87
6.2.1 TM1_1.4MHZ_LCH_RB1#0	87
6.2.2 TM1_1.4MHZ_LCH_RB1#5	89
6.2.3 TM1_1.4MHZ_LCH_RB6#0	91
6.2.4 TM1_1.4MHZ_MCH_RB1#0	93
6.2.5 TM1_1.4MHZ_MCH_RB1#5	95
6.2.6 TM1_1.4MHZ_MCH_RB6#0	97
6.2.7 TM1_1.4MHZ_HCH_RB1#0	99
6.2.8 TM1_1.4MHZ_HCH_RB1#5	101
6.2.9 TM1_1.4MHZ_HCH_RB6#0	103
6.2.10 TM1_5MHZ_LCH_RB1#0	105
6.2.11 TM1_5MHZ_LCH_RB1#24	107
6.2.12 TM1_5MHZ_LCH_RB25#0	109
6.2.13 TM1_5MHZ_MCH_RB1#0	111

Table of Contents	Page
6.2.14 TM1_5MHZ_MCH_RB1#24	113
6.2.15 TM1_5MHZ_MCH_RB25#0	115
6.2.16 TM1_5MHZ_HCH_RB1#0	117
6.2.17 TM1_5MHZ_HCH_RB1#24	119
6.2.18 TM1_5MHZ_HCH_RB25#0	121
6.2.19 TM1_10MHZ_LCH_RB1#0	123
6.2.20 TM1_10MHZ_LCH_RB1#49	125
6.2.21 TM1_10MHZ_LCH_RB50#0	127
6.2.22 TM1_10MHZ_MCH_RB1#0	129
6.2.23 TM1_10MHZ_MCH_RB1#49	131
6.2.24 TM1_10MHZ_MCH_RB50#0	133
6.2.25 TM1_10MHZ_HCH_RB1#0	135
6.2.26 TM1_10MHZ_HCH_RB1#49	137
6.2.27 TM1_10MHZ_HCH_RB50#0	139
6.2.28 TM2_1.4MHZ_LCH_RB1#0	141
6.2.29 TM2_1.4MHZ_LCH_RB1#5	143
6.2.30 TM2_1.4MHZ_LCH_RB6#0	145
6.2.31 TM2_1.4MHZ_MCH_RB1#0	147
6.2.32 TM2_1.4MHZ_MCH_RB1#5	149
6.2.33 TM2_1.4MHZ_MCH_RB6#0	151
6.2.34 TM2_1.4MHZ_HCH_RB1#0	153
6.2.35 TM2_1.4MHZ_HCH_RB1#5	155
6.2.36 TM2_1.4MHZ_HCH_RB6#0	157
6.2.37 TM2_5MHZ_LCH_RB1#0	159
6.2.38 TM2_5MHZ_LCH_RB1#24	161
6.2.39 TM2_5MHZ_LCH_RB25#0	163
6.2.40 TM2_5MHZ_MCH_RB1#0	165
6.2.41 TM2_5MHZ_MCH_RB1#24	167
6.2.42 TM2_5MHZ_MCH_RB25#0	169
6.2.43 TM2_5MHZ_HCH_RB1#0	171
6.2.44 TM2_5MHZ_HCH_RB1#24	173
6.2.45 TM2_5MHZ_HCH_RB25#0	175
6.2.46 TM2_10MHZ_LCH_RB1#0	177
6.2.47 TM2_10MHZ_LCH_RB1#49	179
6.2.48 TM2_10MHZ_LCH_RB50#0	181
6.2.49 TM2_10MHZ_MCH_RB1#0	183
6.2.50 TM2_10MHZ_MCH_RB1#49	185
6.2.51 TM2_10MHZ_MCH_RB50#0	187
6.2.52 TM2_10MHZ_HCH_RB1#0	189
6.2.53 TM2_10MHZ_HCH_RB1#49	191
6.2.54 TM2_10MHZ_HCH_RB50#0	193
7 . APPENDIX G - FREQUENCY STABILITY	195
7.1 TEST RESULTS	195
7.1.1 FREQUENCY ERROR VS. VOLTAGE	195

Table of Contents	Page
7.1.2 FREQUENCY ERROR VS. TEMPERATURE	197

1. APPENDIX A - EFFECTIVE (ISOTROPIC) RADIATED POWER OF TRANSMITTER

1.1 TEST RESULTS

Effective (Isotropic) Radiated Power of Transmitter									
Test Mode	Test Bandwidth [MHz]	Test Channel	Test RB	Modulation	Measured [dBm]	Gain [dBi]	ERP [dBm]	Limit [dBm]	Verdict
TM1	1.4	LCH	RB1#0	QPSK	24.45	-9.7	12.60	34.77	PASS
			RB1#5	QPSK	24.40	-9.7	12.55	34.77	PASS
			RB6#0	QPSK	23.82	-9.7	11.97	34.77	PASS
		MCH	RB1#0	QPSK	24.40	-9.7	12.55	34.77	PASS
			RB1#5	QPSK	24.32	-9.7	12.47	34.77	PASS
			RB6#0	QPSK	23.68	-9.7	11.83	34.77	PASS
		HCH	RB1#0	QPSK	24.21	-9.7	12.36	34.77	PASS
			RB1#5	QPSK	24.05	-9.7	12.20	34.77	PASS
			RB6#0	QPSK	23.67	-9.7	11.82	34.77	PASS
	5	LCH	RB1#0	QPSK	24.30	-9.7	12.45	34.77	PASS
			RB1#24	QPSK	24.26	-9.7	12.41	34.77	PASS
			RB25#0	QPSK	23.79	-9.7	11.94	34.77	PASS
		MCH	RB1#0	QPSK	24.13	-9.7	12.28	34.77	PASS
			RB1#24	QPSK	24.21	-9.7	12.36	34.77	PASS
			RB25#0	QPSK	23.65	-9.7	11.80	34.77	PASS
		HCH	RB1#0	QPSK	24.16	-9.7	12.31	34.77	PASS
			RB1#24	QPSK	24.10	-9.7	12.25	34.77	PASS
			RB25#0	QPSK	23.59	-9.7	11.74	34.77	PASS
	10	LCH	RB1#0	QPSK	24.37	-9.7	12.52	34.77	PASS
			RB1#49	QPSK	24.16	-9.7	12.31	34.77	PASS
			RB25#0	QPSK	23.76	-9.7	11.91	34.77	PASS
		MCH	RB1#0	QPSK	24.24	-9.7	12.39	34.77	PASS
			RB1#49	QPSK	24.11	-9.7	12.26	34.77	PASS
			RB50#0	QPSK	23.67	-9.7	11.82	34.77	PASS
		HCH	RB1#0	QPSK	24.26	-9.7	12.41	34.77	PASS
			RB1#49	QPSK	24.14	-9.7	12.29	34.77	PASS
			RB50#0	QPSK	23.63	-9.7	11.78	34.77	PASS

Effective (Isotropic) Radiated Power of Transmitter									
Test Mode	Test Bandwidth [MHz]	Test Channel	Test RB	Modulation	Measured [dBm]	Gain [dBi]	ERP [dBm]	Limit [dBm]	Verdict
TM2	1.4	LCH	RB1#0	16QAM	24.02	-9.7	12.17	34.77	PASS
			RB1#5	16QAM	24.05	-9.7	12.20	34.77	PASS
			RB6#0	16QAM	22.73	-9.7	10.88	34.77	PASS
		MCH	RB1#0	16QAM	24.08	-9.7	12.23	34.77	PASS
			RB1#5	16QAM	23.93	-9.7	12.08	34.77	PASS
			RB6#0	16QAM	22.74	-9.7	10.89	34.77	PASS
		HCH	RB1#0	16QAM	23.95	-9.7	12.10	34.77	PASS
			RB1#5	16QAM	23.80	-9.7	11.95	34.77	PASS
			RB6#0	16QAM	22.62	-9.7	10.77	34.77	PASS
	5	LCH	RB1#0	16QAM	24.24	-9.7	12.39	34.77	PASS
			RB1#24	16QAM	24.17	-9.7	12.32	34.77	PASS
			RB25#0	16QAM	22.83	-9.7	10.98	34.77	PASS
		MCH	RB1#0	16QAM	24.07	-9.7	12.22	34.77	PASS
			RB1#24	16QAM	24.04	-9.7	12.19	34.77	PASS
			RB25#0	16QAM	22.69	-9.7	10.84	34.77	PASS
		HCH	RB1#0	16QAM	24.10	-9.7	12.25	34.77	PASS
			RB1#24	16QAM	23.92	-9.7	12.07	34.77	PASS
			RB25#0	16QAM	22.61	-9.7	10.76	34.77	PASS
	10	LCH	RB1#0	16QAM	24.50	-9.7	12.65	34.77	PASS
			RB1#49	16QAM	24.15	-9.7	12.30	34.77	PASS
			RB50#0	16QAM	22.81	-9.7	10.96	34.77	PASS
		MCH	RB1#0	16QAM	24.19	-9.7	12.34	34.77	PASS
			RB1#49	16QAM	24.08	-9.7	12.23	34.77	PASS
			RB50#0	16QAM	22.75	-9.7	10.90	34.77	PASS
		HCH	RB1#0	16QAM	24.18	-9.7	12.33	34.77	PASS
			RB1#49	16QAM	24.03	-9.7	12.18	34.77	PASS
			RB50#0	16QAM	22.66	-9.7	10.81	34.77	PASS

2. APPENDIX B - PEAK-TO-AVERAGE RATIO

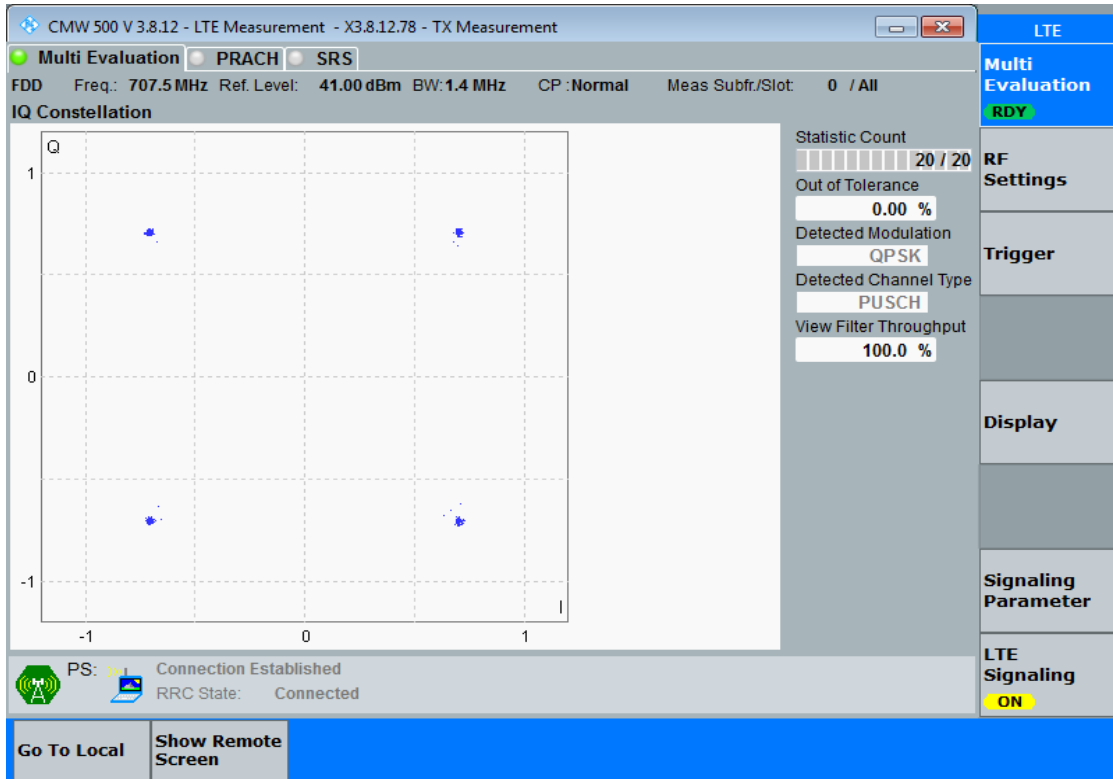
2.1 TEST RESULTS

Peak-to-Average Ratio							
Test Mode	Test Bandwidth [MHz]	Test Channel	Test RB	Modulation	Measured [dBm]	Limit [dBm]	Verdict
TM1	1.4	MCH	RB6#0	QPSK	5.15	13	PASS
			RB1#0	QPSK	4.18	13	PASS
			RB1#5	QPSK	4.27	13	PASS
	5		RB25#0	QPSK	5.59	13	PASS
			RB1#0	QPSK	4.21	13	PASS
			RB1#24	QPSK	4.39	13	PASS
			RB50#0	QPSK	5.79	13	PASS
			RB1#0	QPSK	4.25	13	PASS
			RB1#49	QPSK	4.32	13	PASS
TM2	1.4	MCH	RB6#0	16QAM	6.15	13	PASS
			RB1#0	16QAM	4.97	13	PASS
			RB1#5	16QAM	4.97	13	PASS
	5		RB25#0	16QAM	6.71	13	PASS
			RB1#0	16QAM	4.73	13	PASS
			RB1#24	16QAM	4.94	13	PASS
			RB50#0	16QAM	6.68	13	PASS
			RB1#0	16QAM	4.74	13	PASS
			RB1#49	16QAM	4.73	13	PASS
TM3	1.4	MCH	RB6#0	64QAM	6.76	13	PASS
			RB1#0	64QAM	5.73	13	PASS
			RB1#5	64QAM	5.76	13	PASS
	5		RB25#0	64QAM	7.26	13	PASS
			RB1#0	64QAM	5.63	13	PASS
			RB1#24	64QAM	5.85	13	PASS
			RB50#0	64QAM	7.46	13	PASS
			RB1#0	64QAM	5.83	13	PASS
			RB1#49	64QAM	5.89	13	PASS
10							

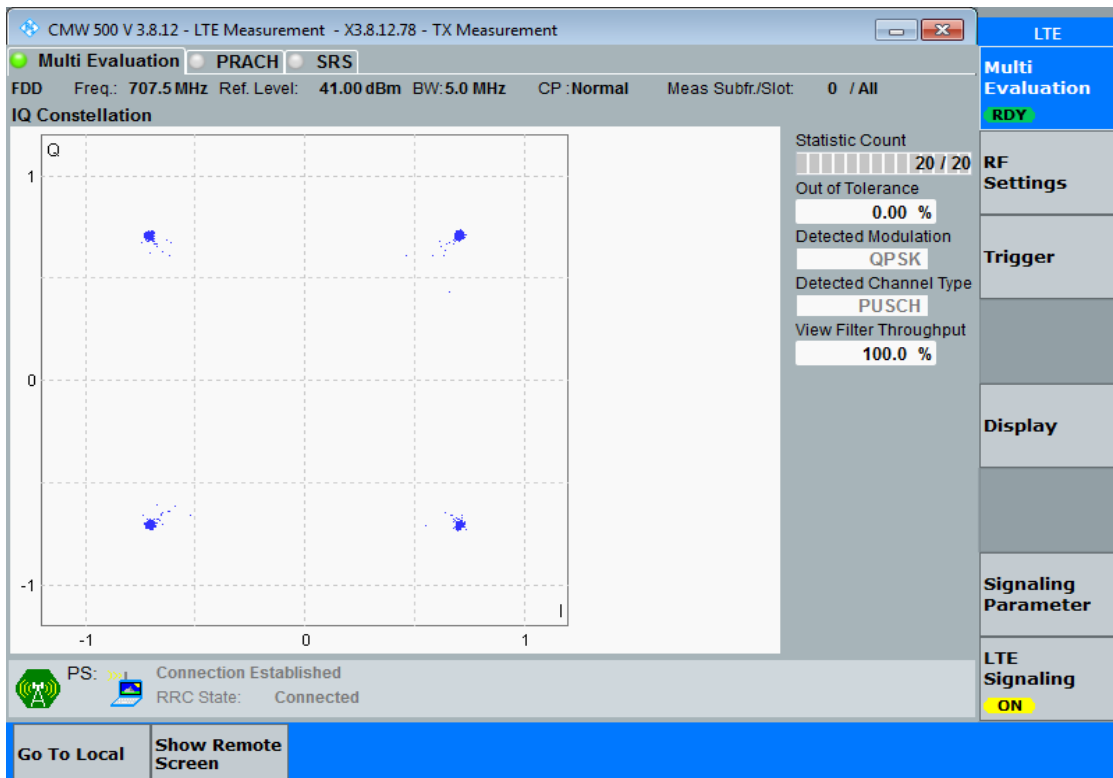
3. APPENDIX C - MODULATION CHARACTERISTICS

3.1 TEST PLOTS

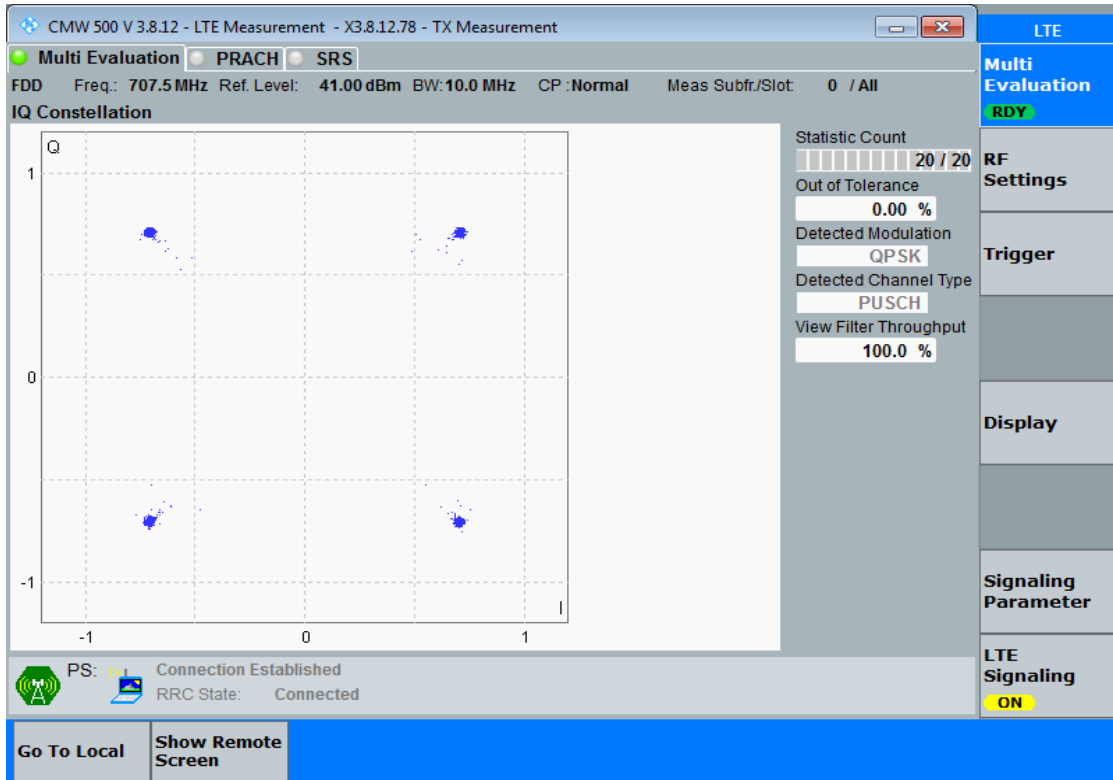
3.1.1 TM1_1.4MHZ_MCH_RB6#0



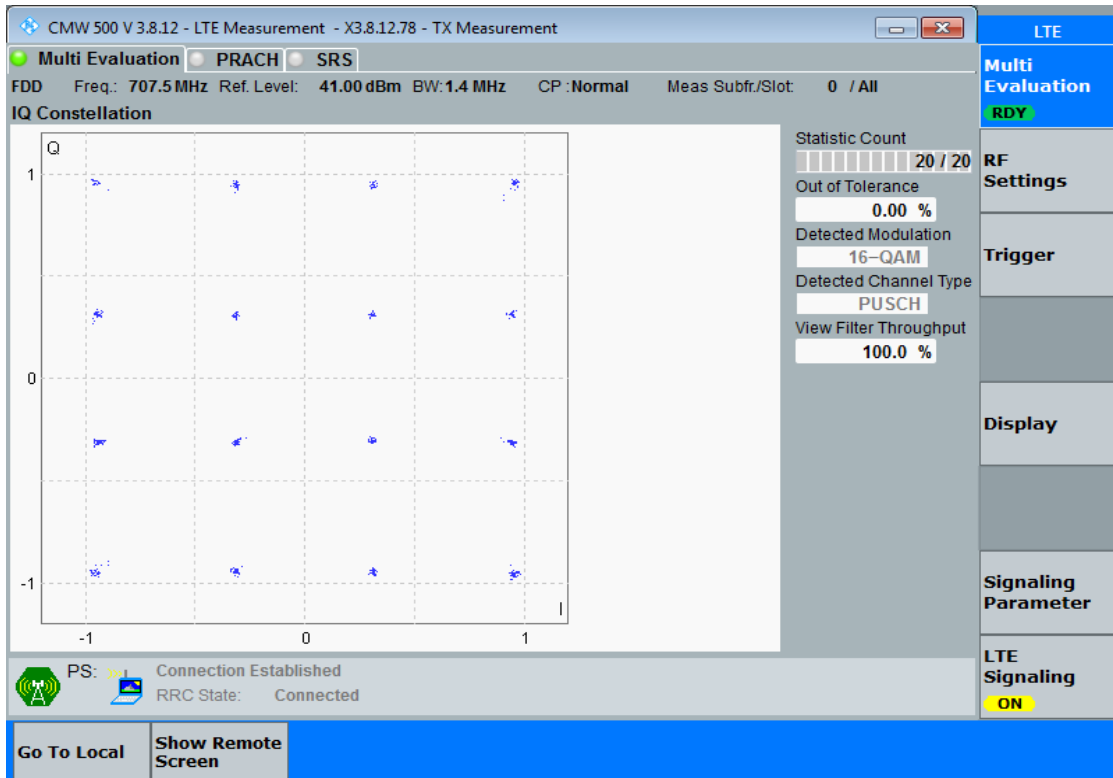
3.1.2 TM1_5MHZ_MCH_RB25#0



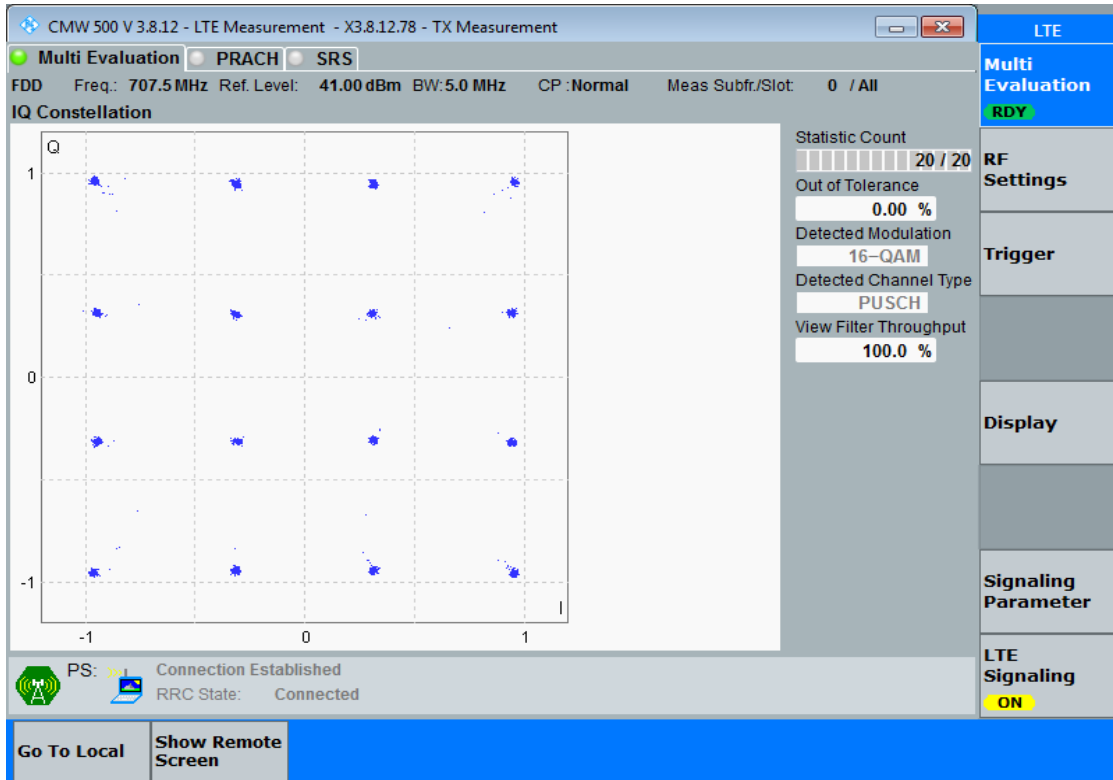
3.1.3 TM1_10MHZ_MCH_RB50#0



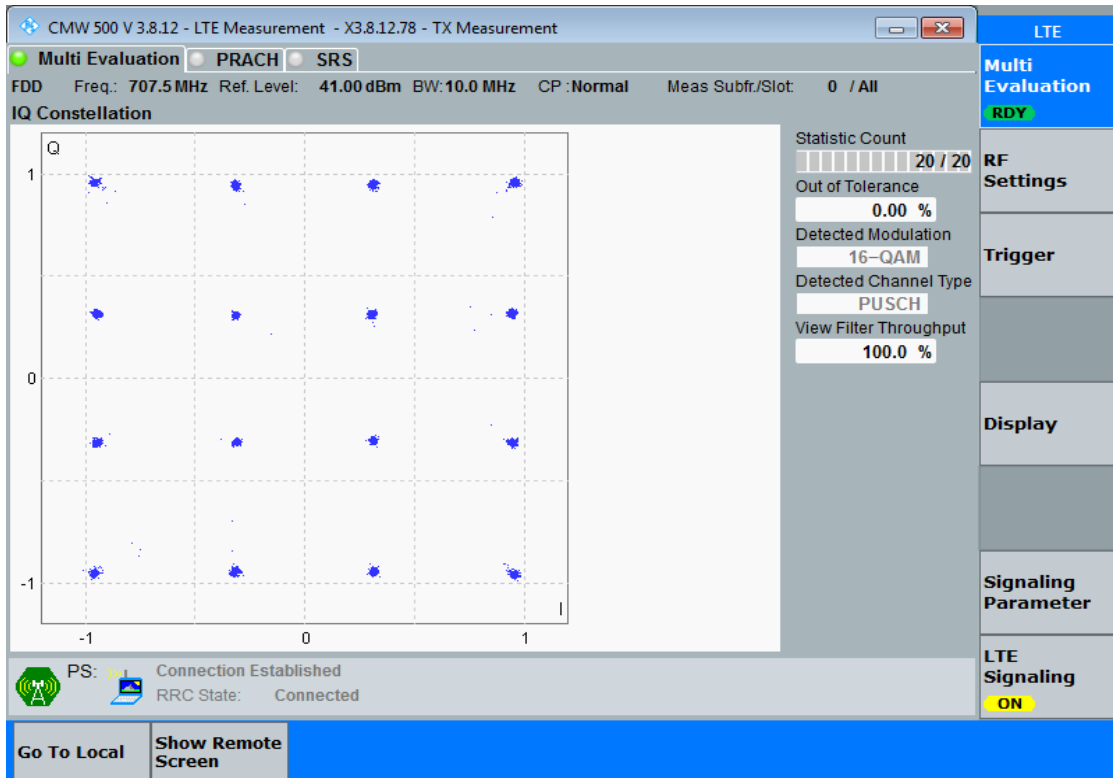
3.1.4 TM2_1.4MHZ_MCH_RB6#0



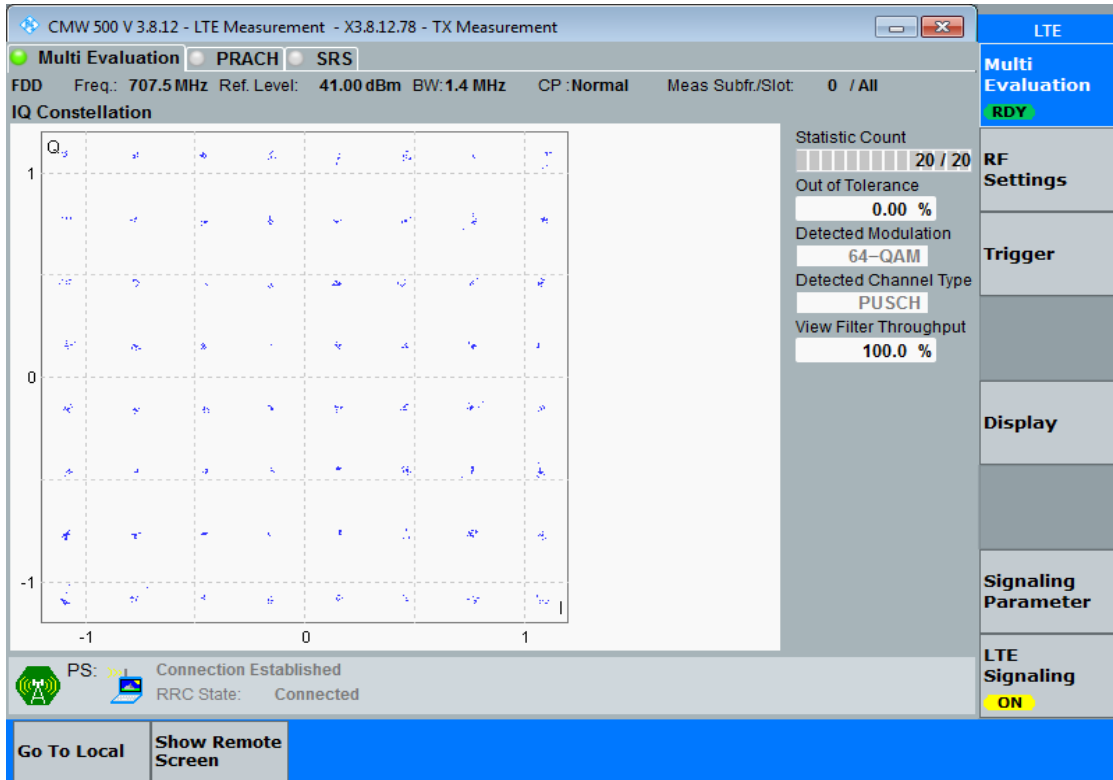
3.1.5 TM2_5MHZ_MCH_RB25#0



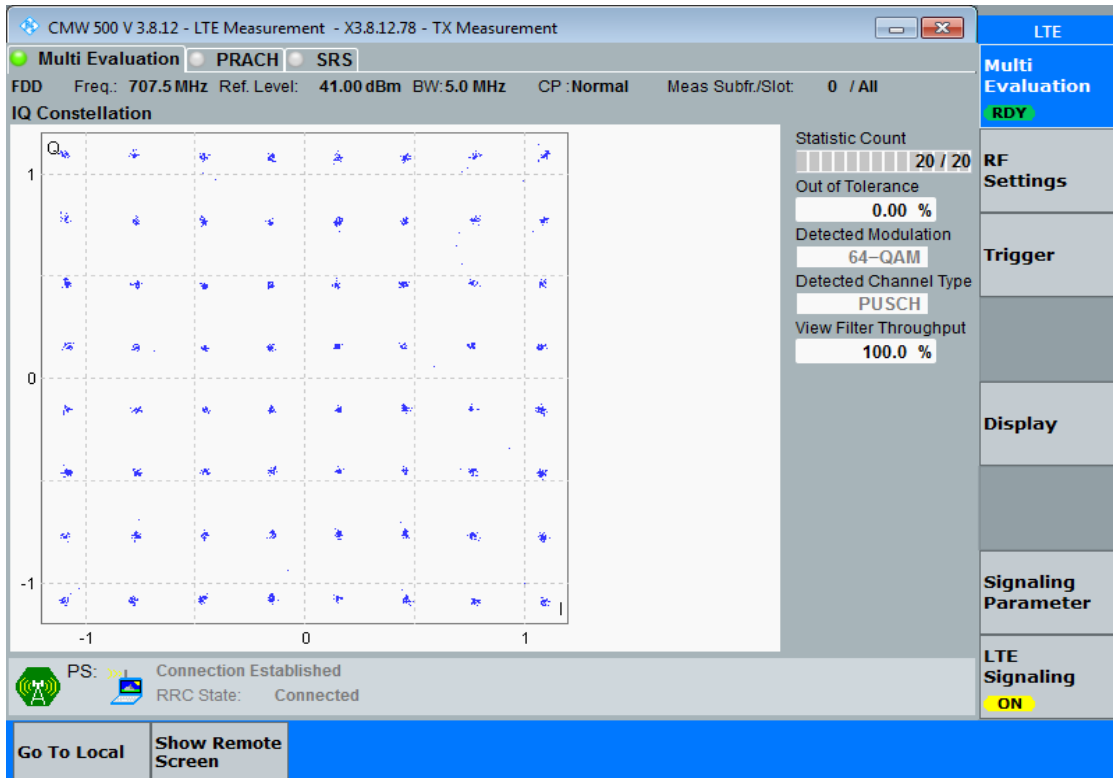
3.1.6 TM2_10MHZ_MCH_RB50#0



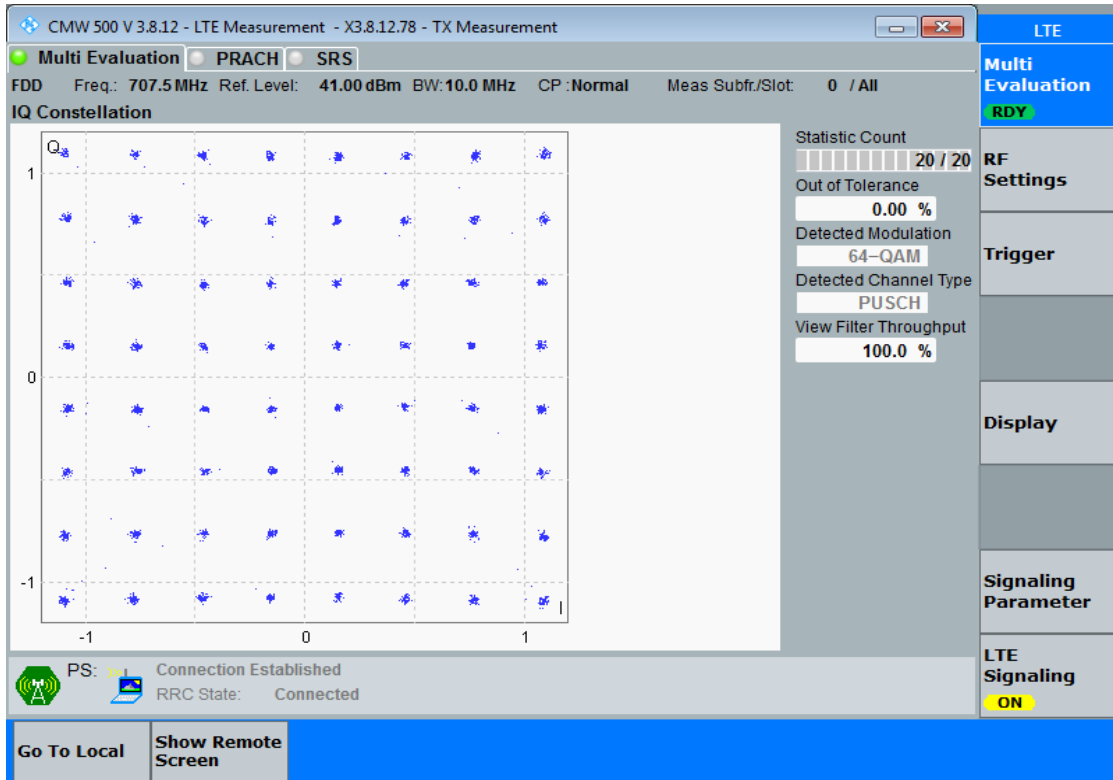
3.1.7 TM3_1.4MHZ_MCH_RB6#0



3.1.8 TM3_5MHZ_MCH_RB25#0



3.1.9 TM3_10MHZ_MCH_RB50#0



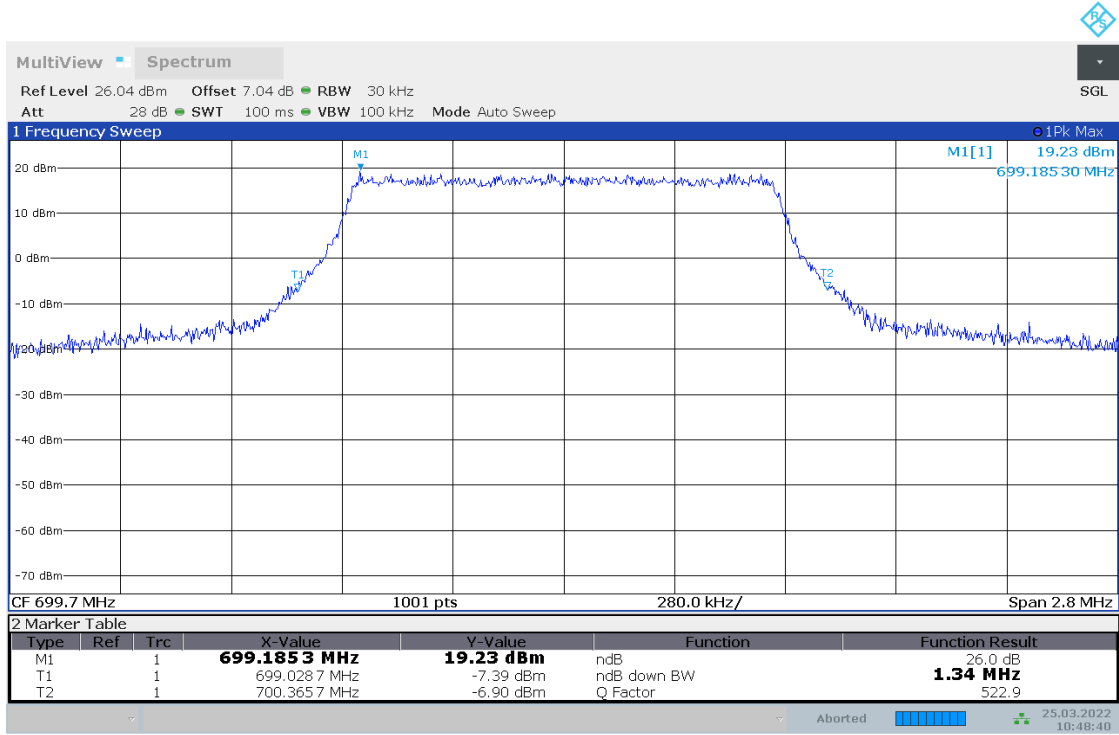
4. APPENDIX D - OCCUPIED BANDWIDTH

4.1 TEST RESULTS

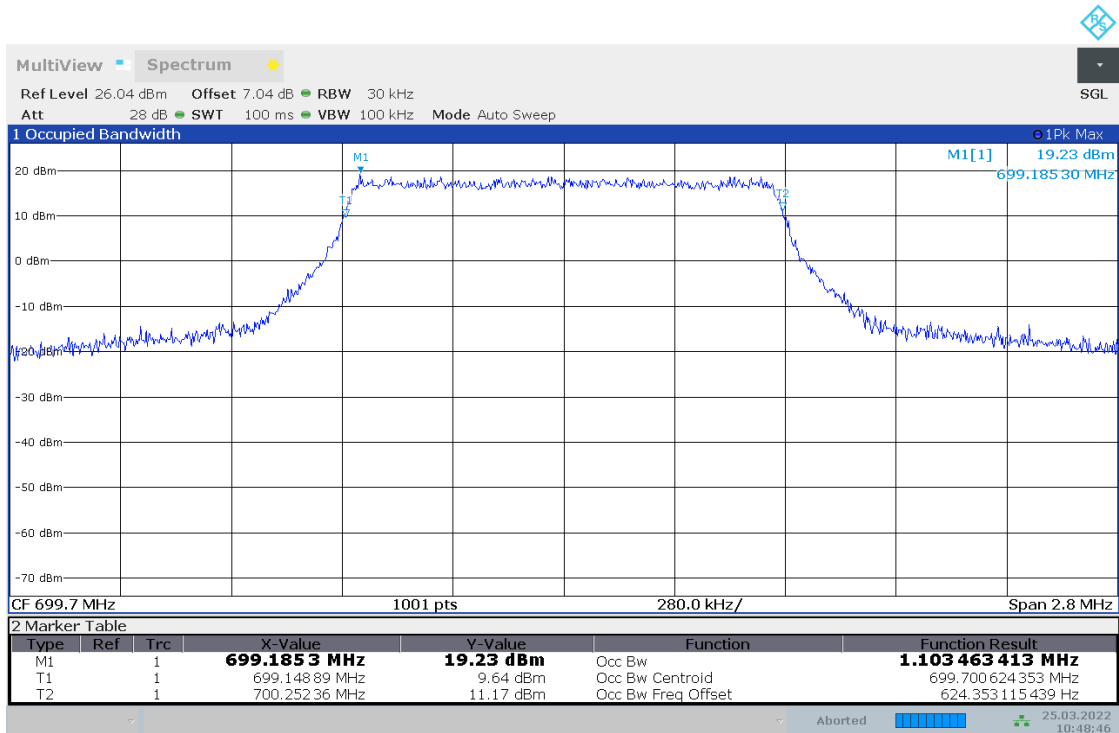
Occupied Bandwidth							
Test Mode	Test Bandwidth [MHz]	Test Channel	Test RB	Modulation	Occupied Bandwidth [MHz]	Emission Bandwidth [MHz]	Verdict
TM1	1.4	LCH	RB6#0	QPSK	1.10	1.34	PASS
		MCH	RB6#0	QPSK	1.11	1.36	PASS
		HCH	RB6#0	QPSK	1.10	1.35	PASS
	3	LCH	RB15#0	QPSK	2.71	3.06	PASS
		MCH	RB15#0	QPSK	2.71	3.04	PASS
		HCH	RB15#0	QPSK	2.70	3.03	PASS
	5	LCH	RB25#0	QPSK	4.53	5.13	PASS
		MCH	RB25#0	QPSK	4.52	5.12	PASS
		HCH	RB25#0	QPSK	4.52	5.13	PASS
	10	LCH	RB50#0	QPSK	9.02	10.07	PASS
		MCH	RB50#0	QPSK	8.97	10.05	PASS
		HCH	RB50#0	QPSK	8.99	10.01	PASS
TM2	1.4	LCH	RB6#0	16QAM	1.11	1.35	PASS
		MCH	RB6#0	16QAM	1.11	1.34	PASS
		HCH	RB6#0	16QAM	1.11	1.38	PASS
	3	LCH	RB15#0	16QAM	2.69	3.03	PASS
		MCH	RB15#0	16QAM	2.70	3.06	PASS
		HCH	RB15#0	16QAM	2.70	3.04	PASS
	5	LCH	RB25#0	16QAM	4.52	5.14	PASS
		MCH	RB25#0	16QAM	4.52	5.17	PASS
		HCH	RB25#0	16QAM	4.53	5.21	PASS
	10	LCH	RB50#0	16QAM	9.00	10.11	PASS
		MCH	RB50#0	16QAM	9.01	10.03	PASS
		HCH	RB50#0	16QAM	8.99	10.07	PASS
TM3	1.4	LCH	RB6#0	64QAM	1.11	1.36	PASS
		MCH	RB6#0	64QAM	1.11	1.38	PASS
		HCH	RB6#0	64QAM	1.11	1.35	PASS
	3	LCH	RB15#0	64QAM	2.71	3.03	PASS
		MCH	RB15#0	64QAM	2.71	3.06	PASS
		HCH	RB15#0	64QAM	2.71	3.06	PASS
	5	LCH	RB25#0	64QAM	4.52	5.12	PASS
		MCH	RB25#0	64QAM	4.52	5.17	PASS
		HCH	RB25#0	64QAM	4.53	5.12	PASS
	10	LCH	RB50#0	64QAM	8.99	10.03	PASS
		MCH	RB50#0	64QAM	9.02	10.07	PASS
		HCH	RB50#0	64QAM	8.99	10.03	PASS

4.2 TEST PLOTS

4.2.1 TM1_1.4MHZ_LCH_RB6#0

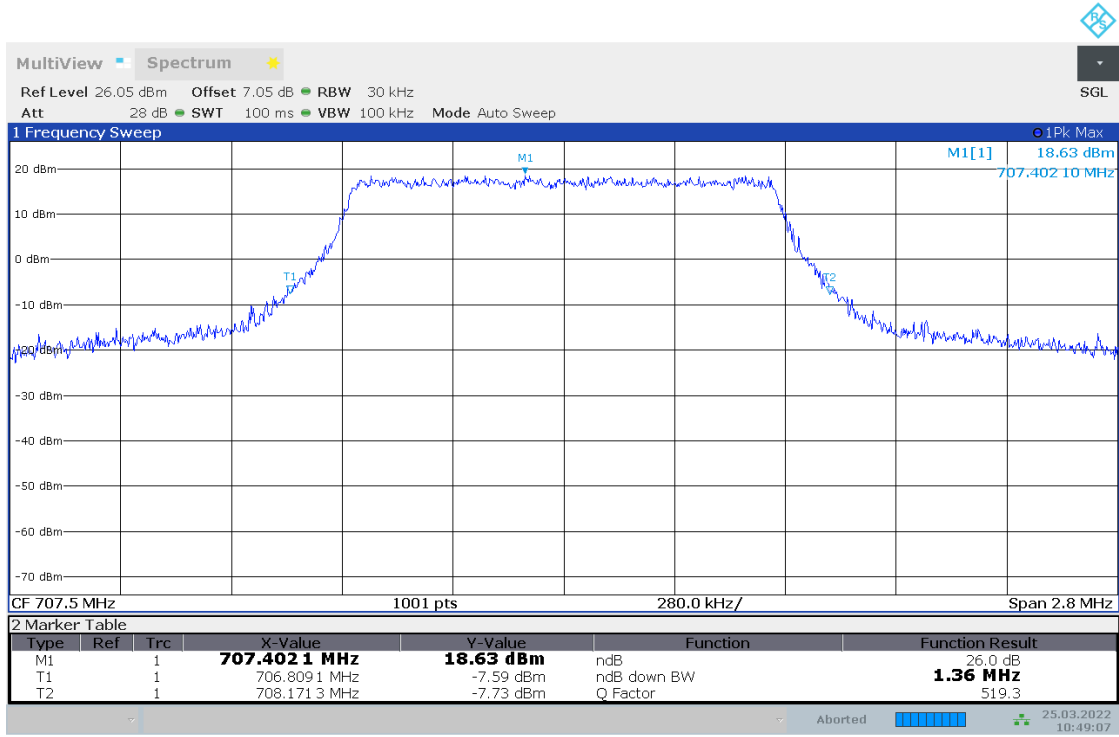


10:48:41 25.03.2022

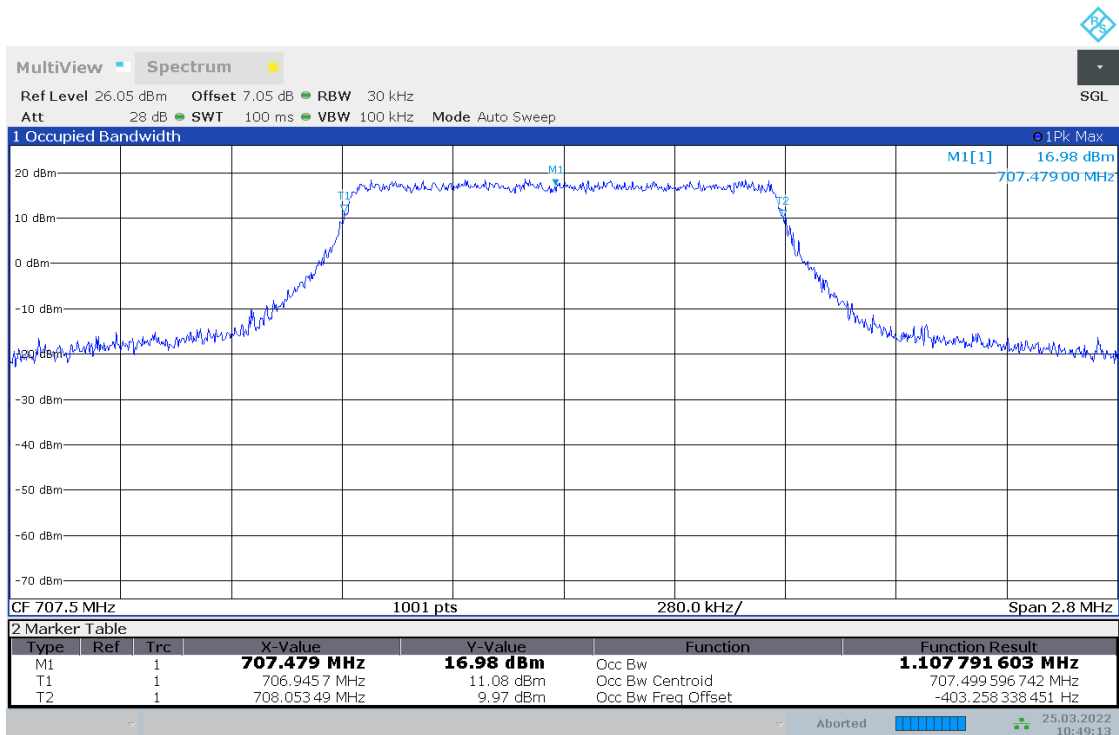


10:48:46 25.03.2022

4.2.2 TM1_1.4MHZ_MCH_RB6#0

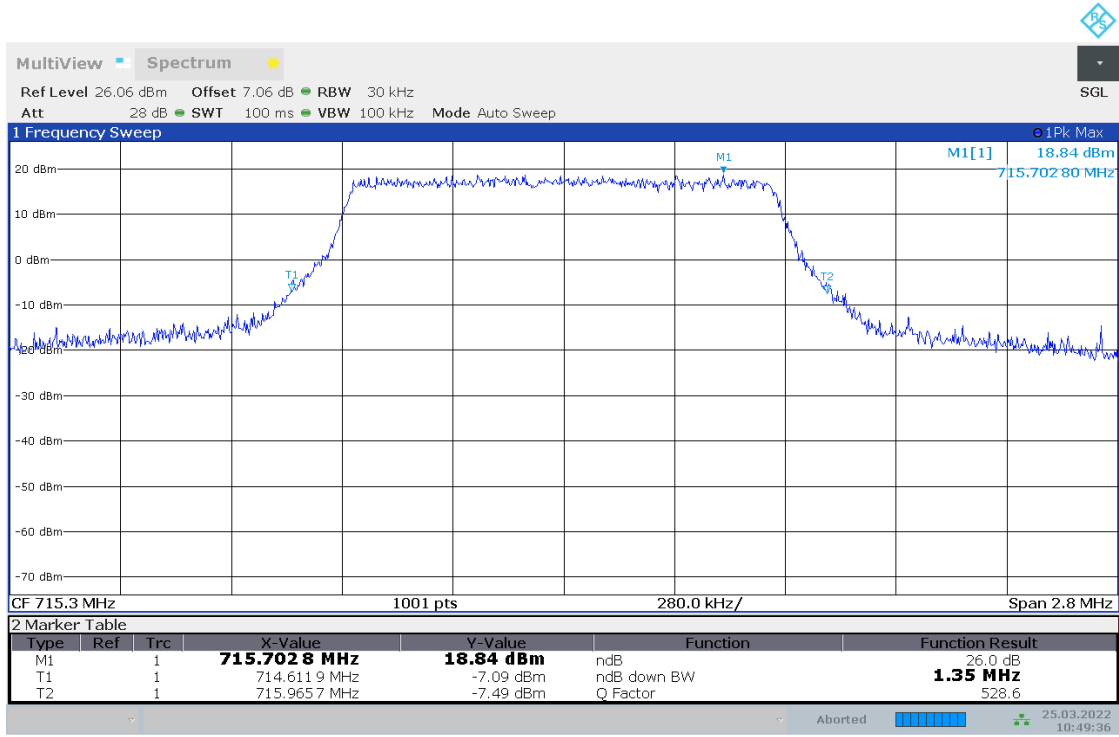


10:49:08 25.03.2022

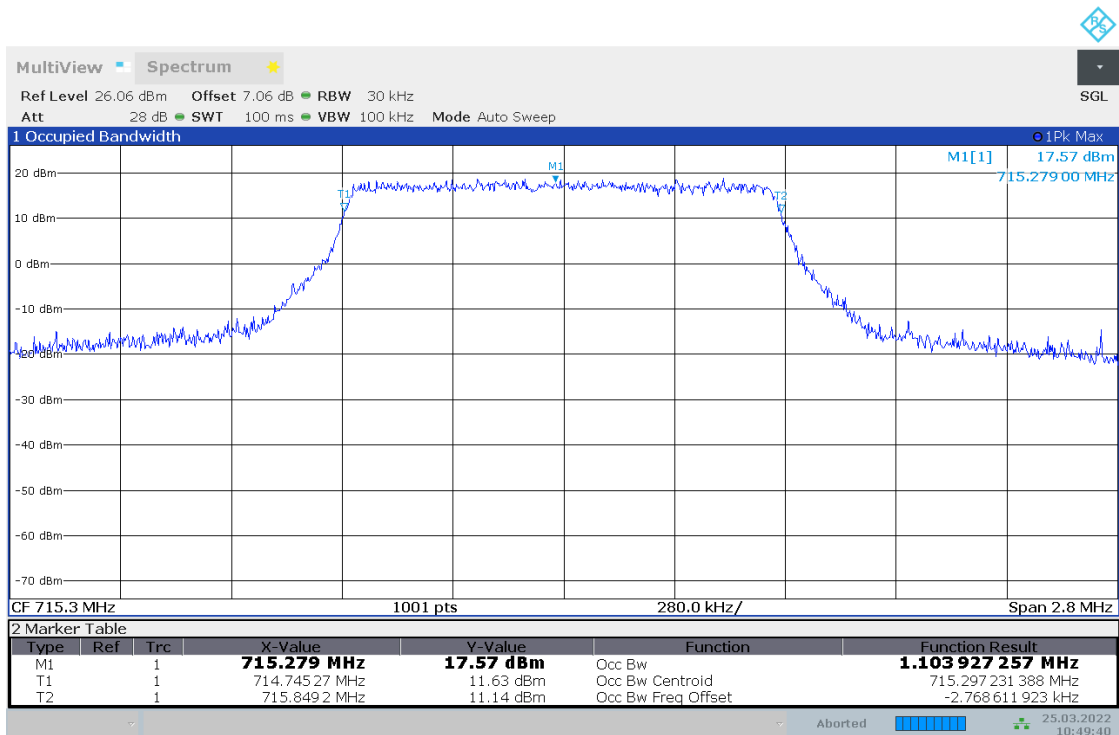


10:49:14 25.03.2022

4.2.3 TM1_1.4MHZ_HCH_RB6#0

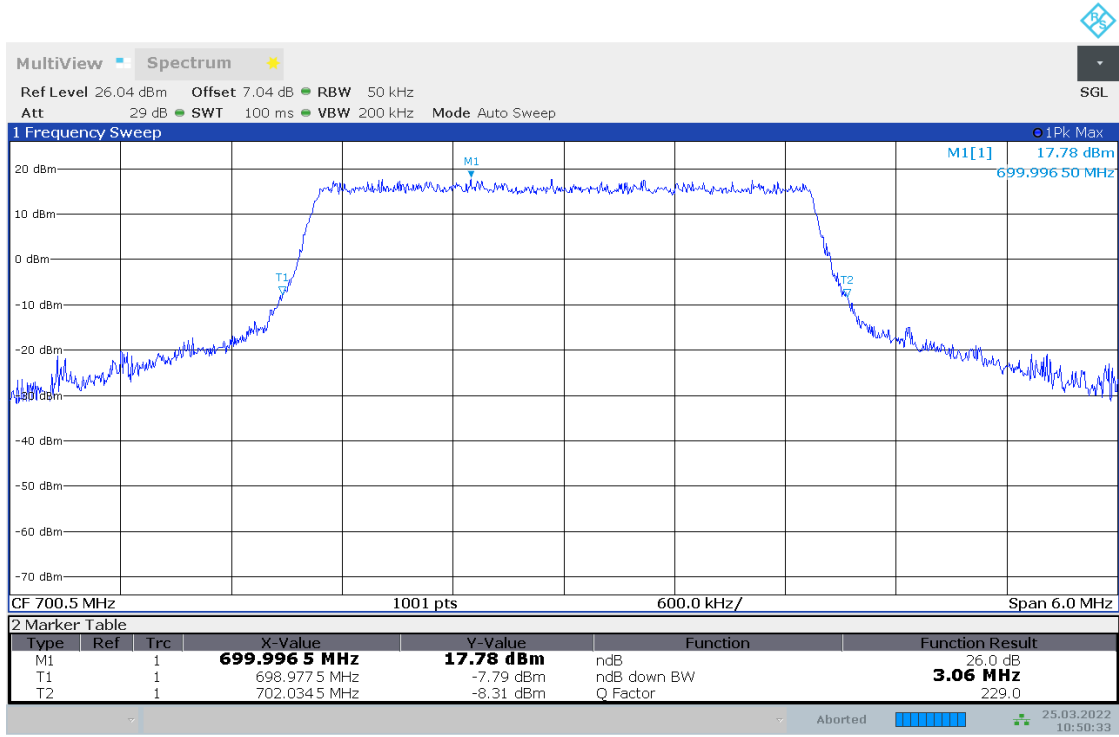


10:49:36 25.03.2022

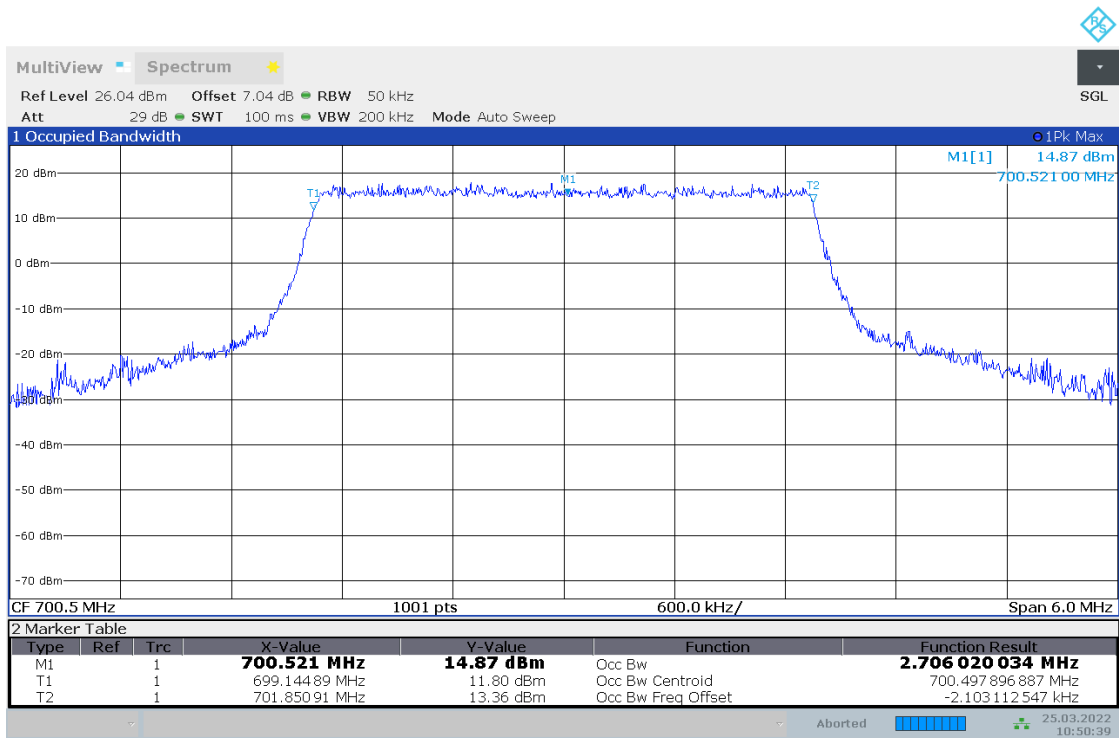


10:49:41 25.03.2022

4.2.4 TM1_3MHZ_LCH_RB15#0

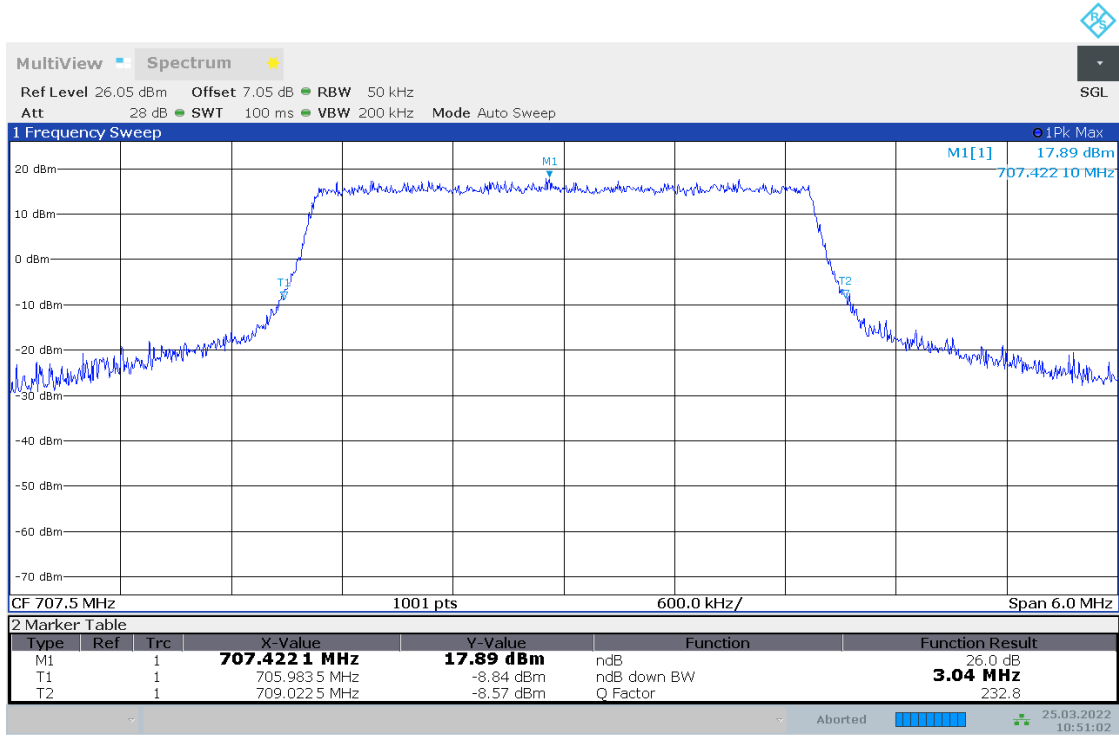


10:50:34 25.03.2022

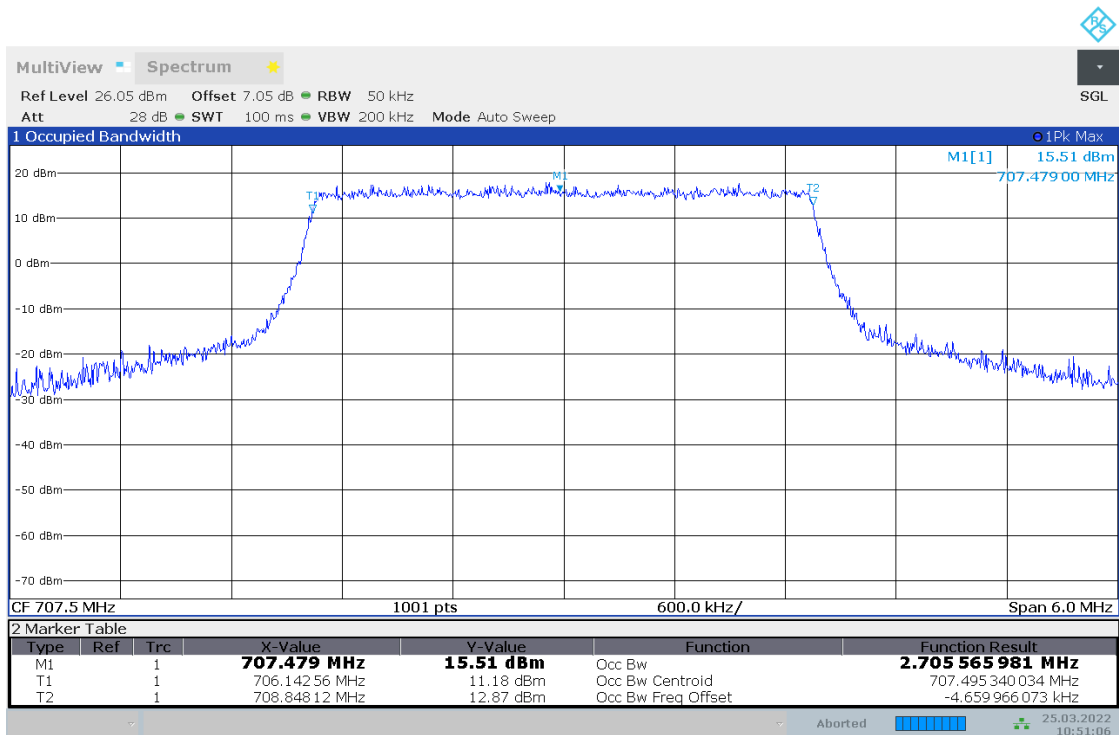


10:50:40 25.03.2022

4.2.5 TM1_3MHZ_MCH_RB15#0

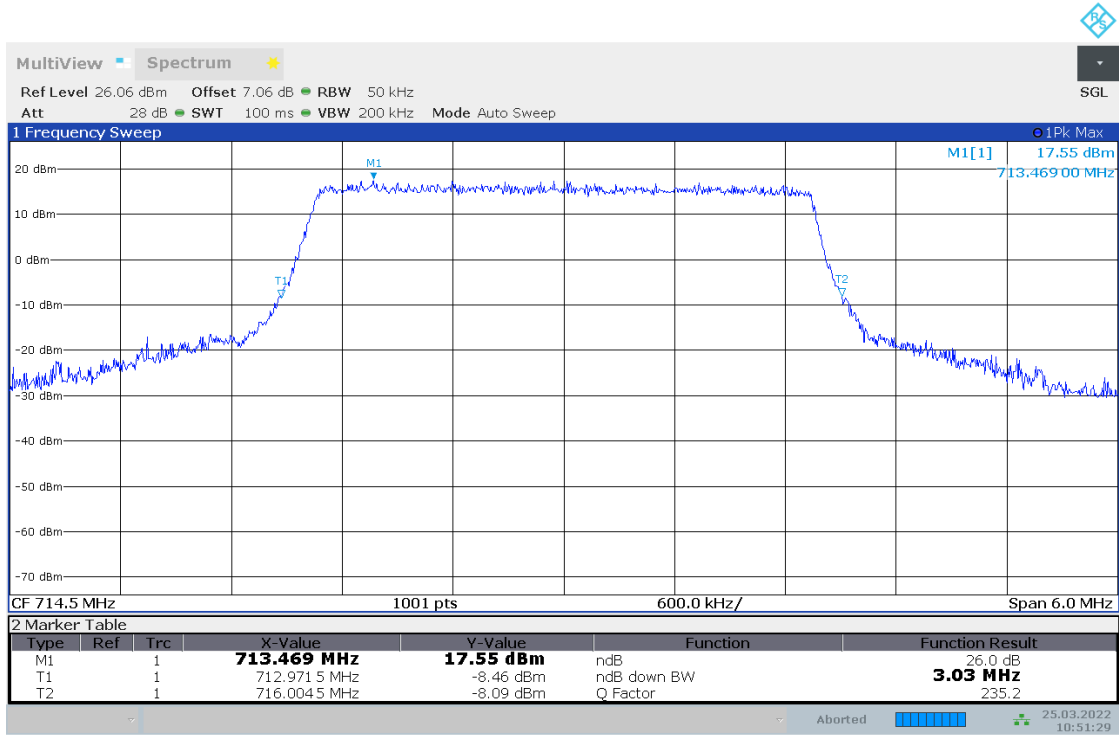


10:51:02 25.03.2022

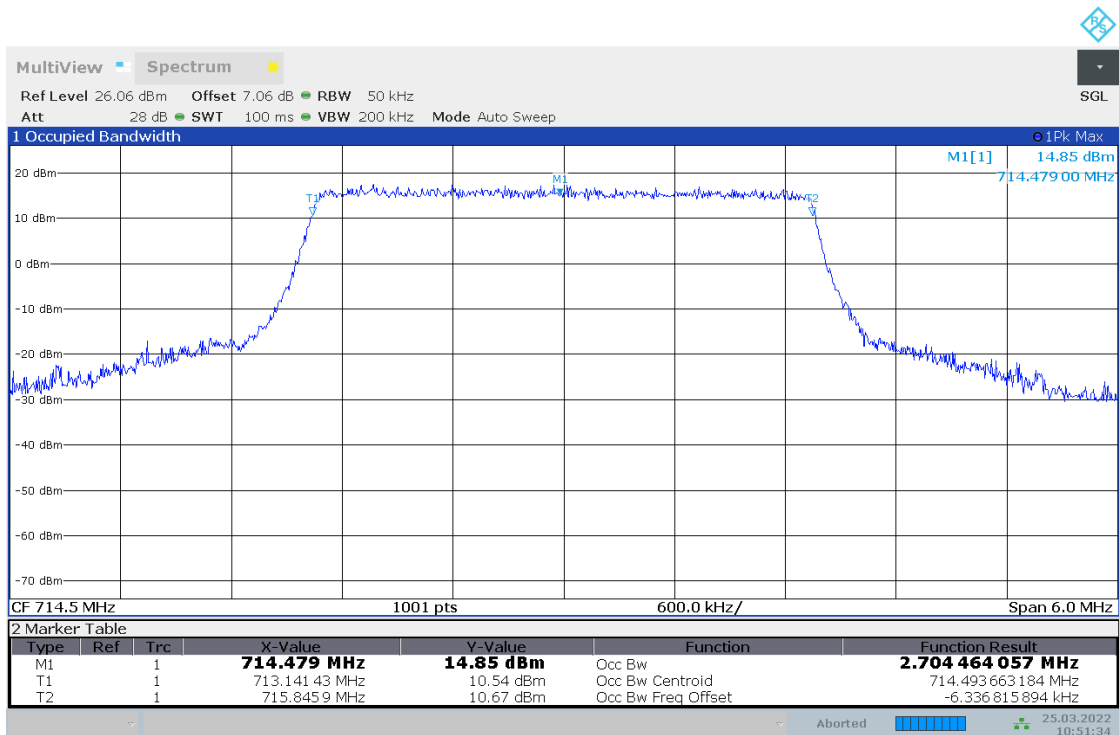


10:51:07 25.03.2022

4.2.6 TM1_3MHZ_HCH_RB15#0

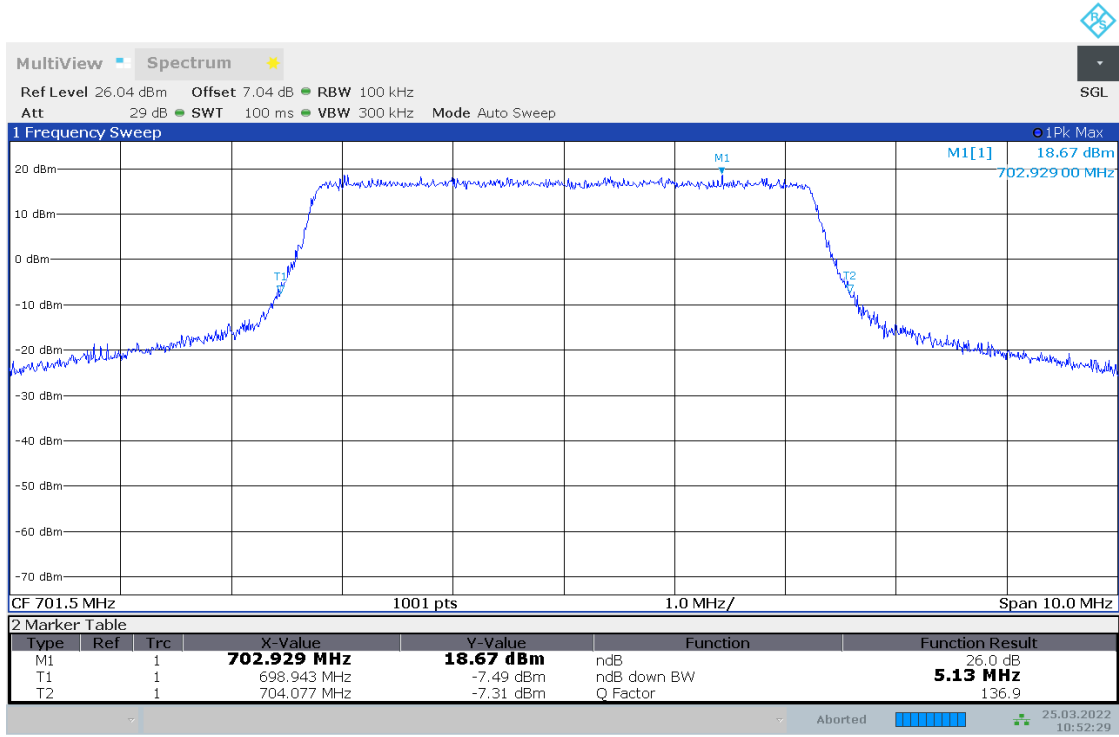


10:51:29 25.03.2022

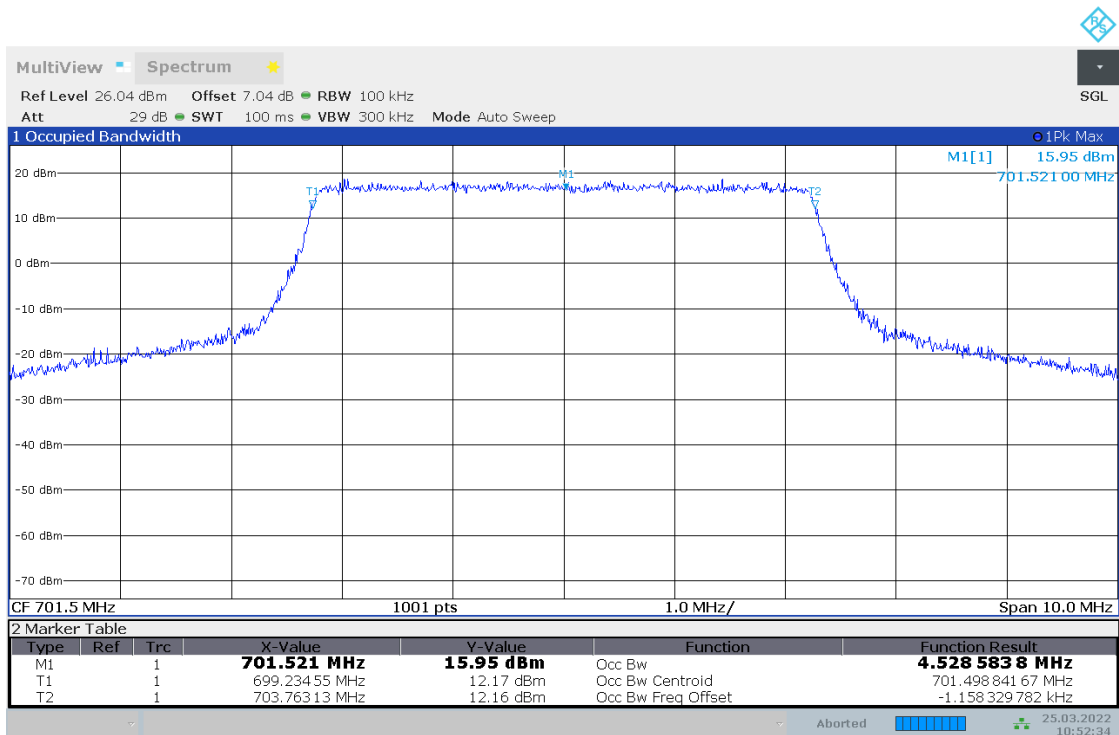


10:51:34 25.03.2022

4.2.7 TM1_5MHZ_LCH_RB25#0

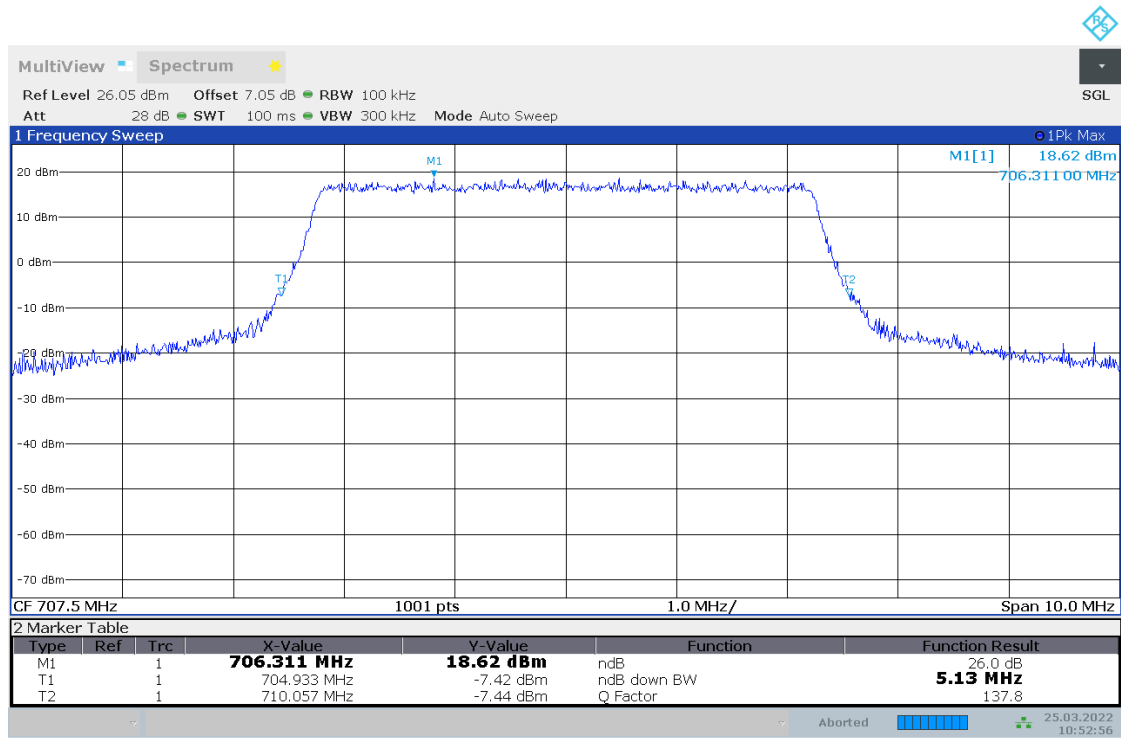


10:52:29 25.03.2022

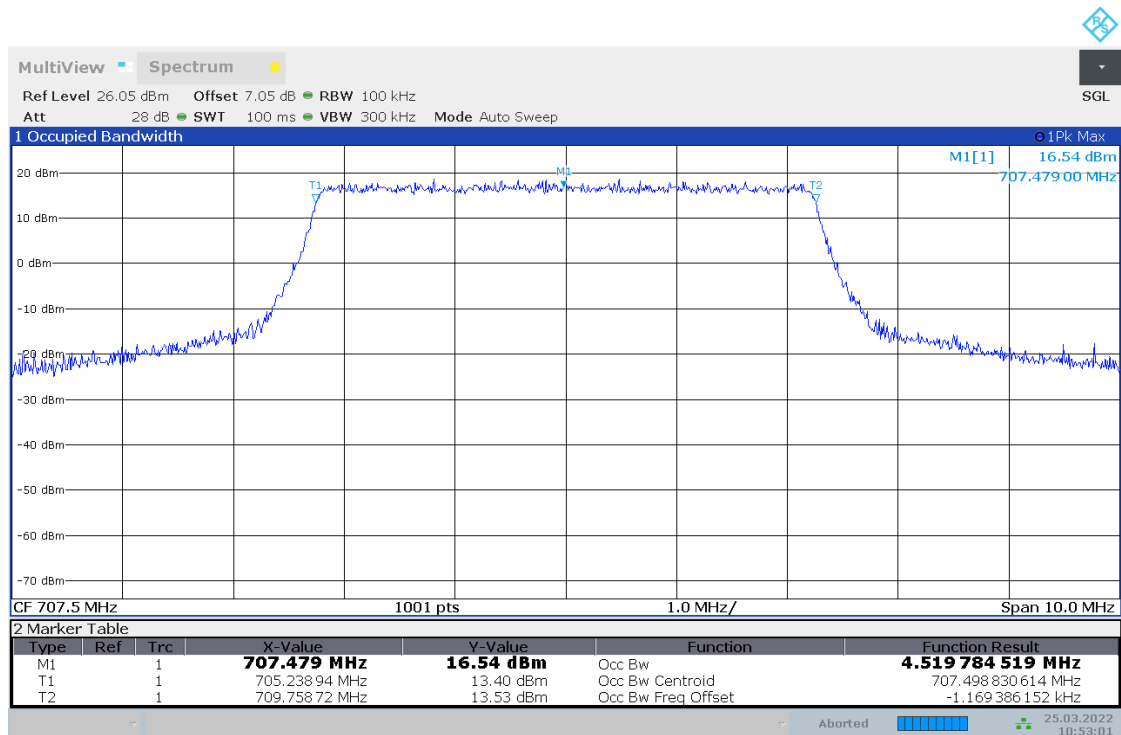


10:52:34 25.03.2022

4.2.8 TM1_5MHZ_MCH_RB25#0

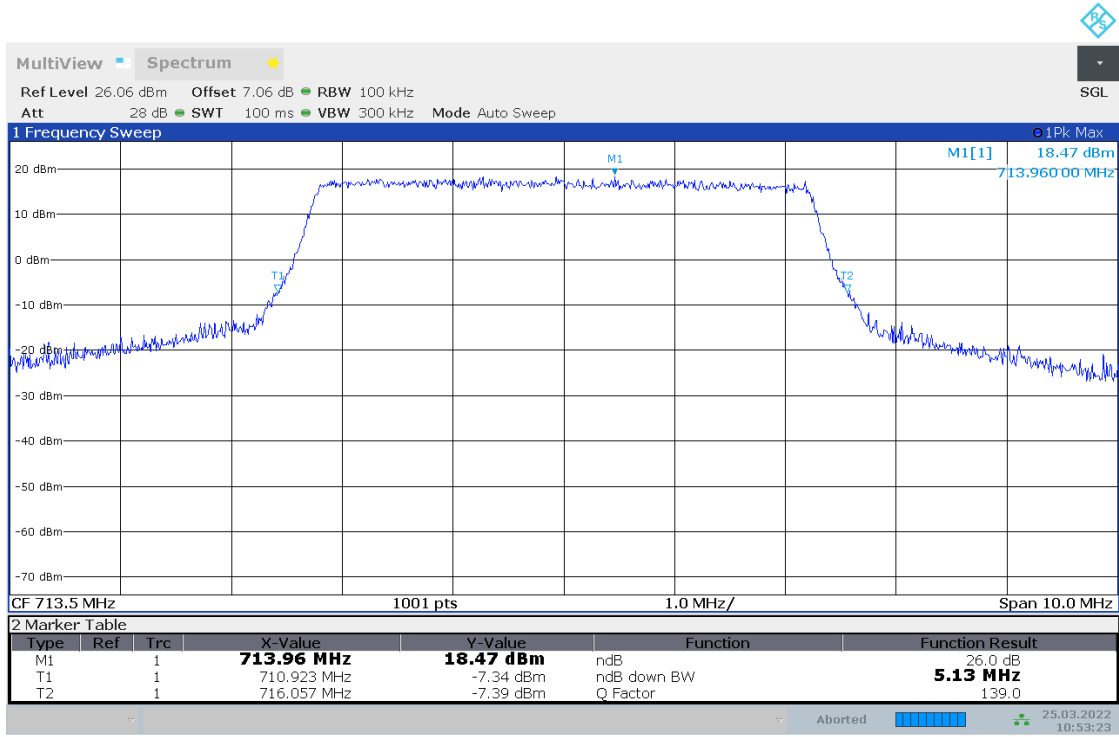


10:52:56 25.03.2022

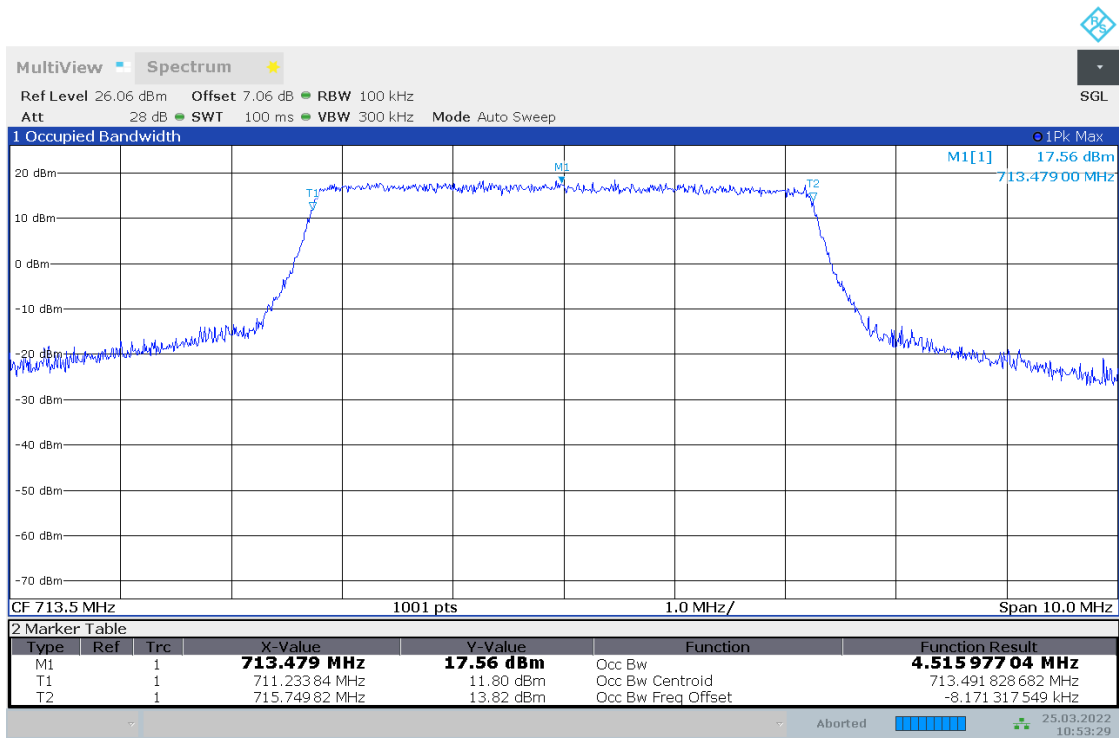


10:53:01 25.03.2022

4.2.9 TM1_5MHZ_HCH_RB25#0

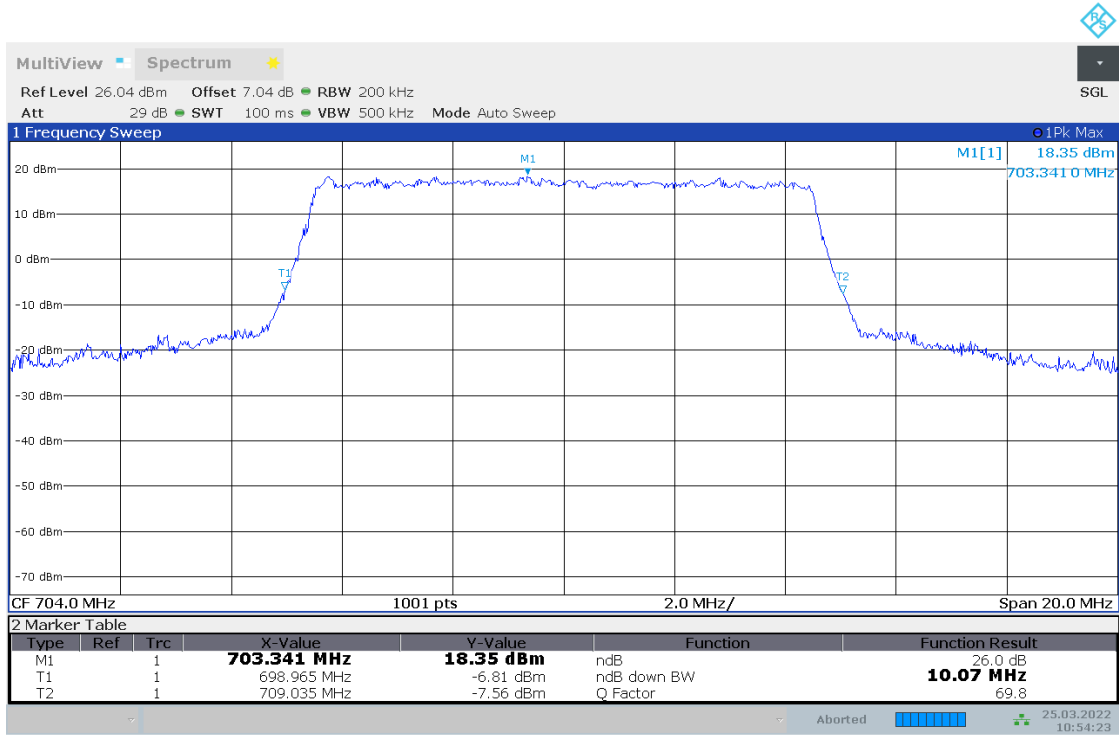


10:53:23 25.03.2022

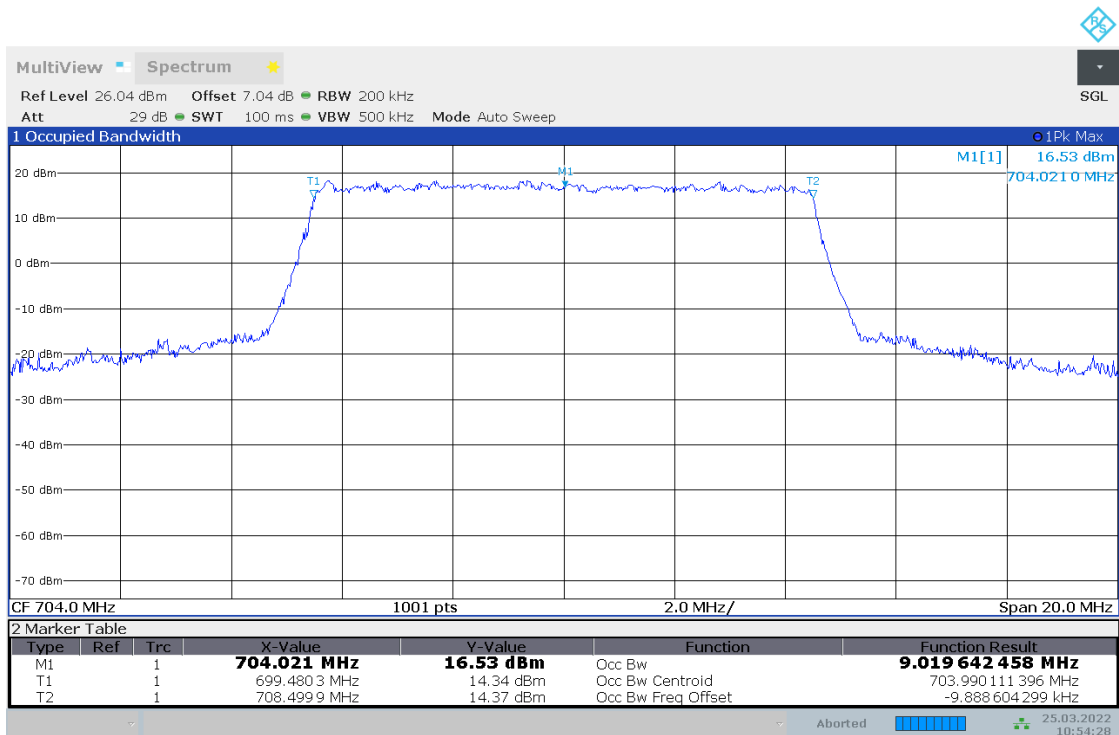


10:53:29 25.03.2022

4.2.10 TM1_10MHZ_LCH_RB50#0

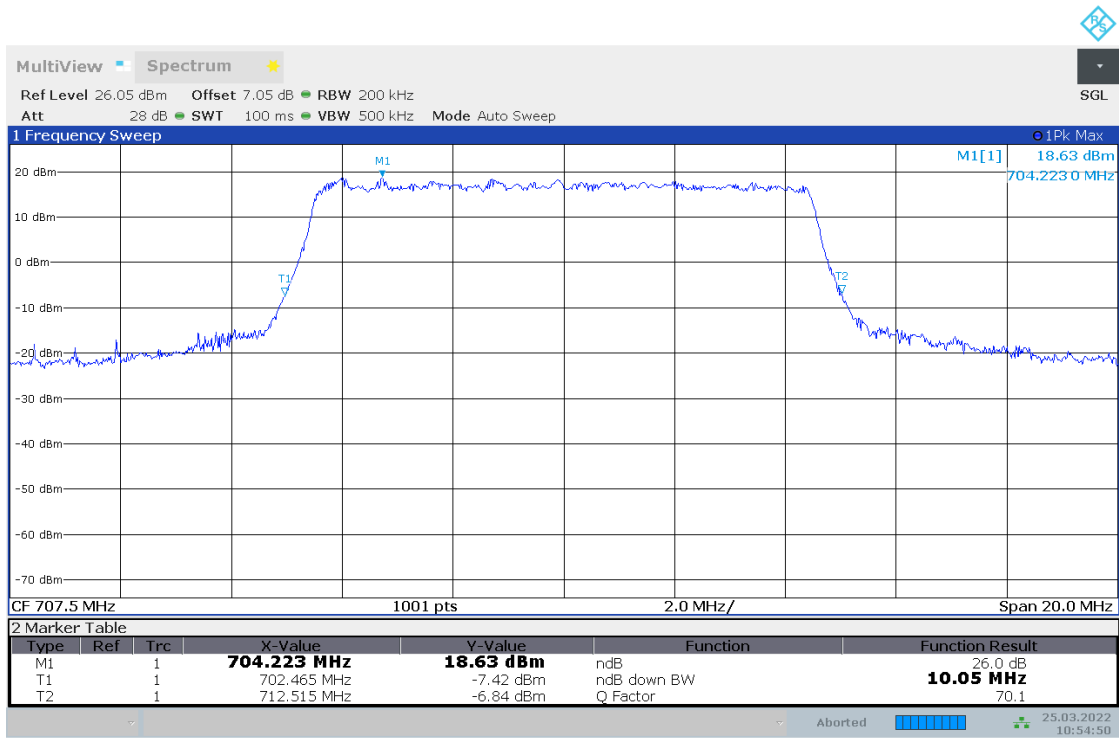


10:54:23 25.03.2022

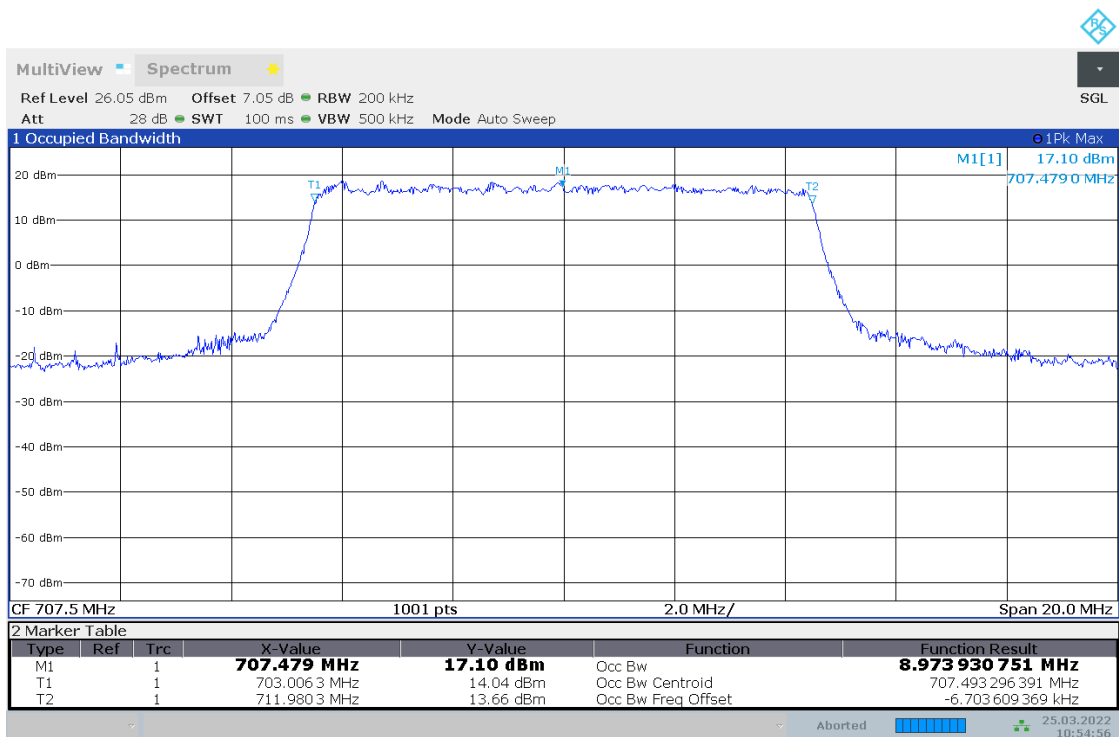


10:54:28 25.03.2022

4.2.11 TM1_10MHZ_MCH_RB50#0

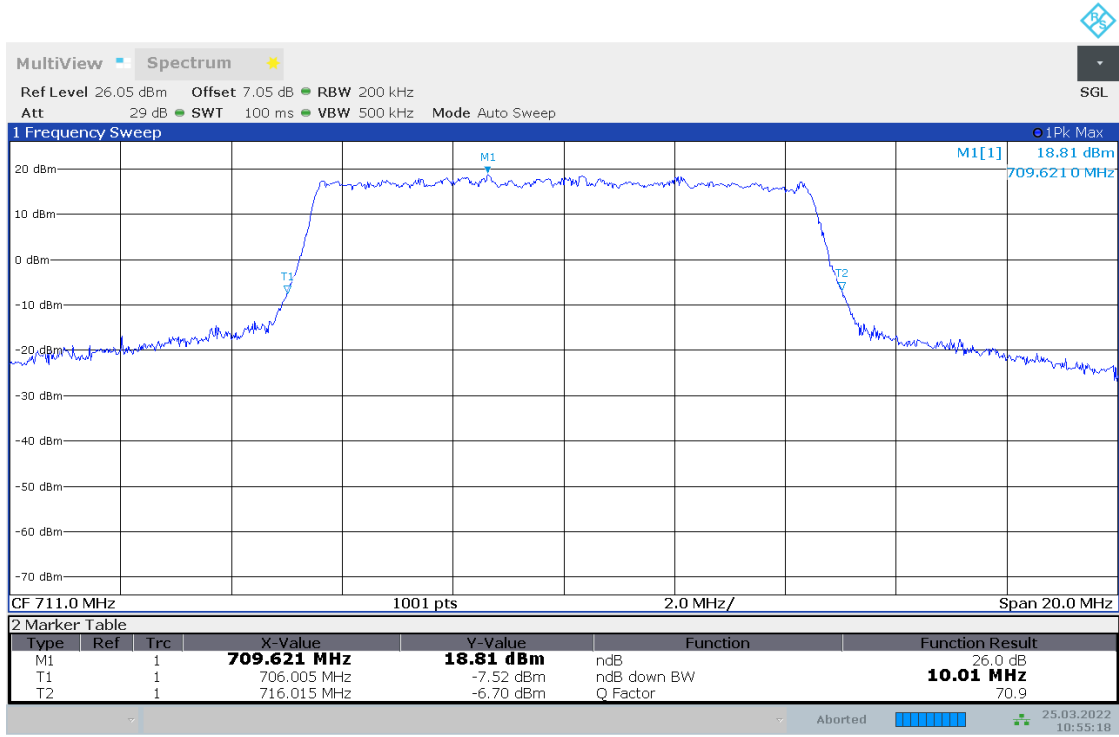


10:54:50 25.03.2022

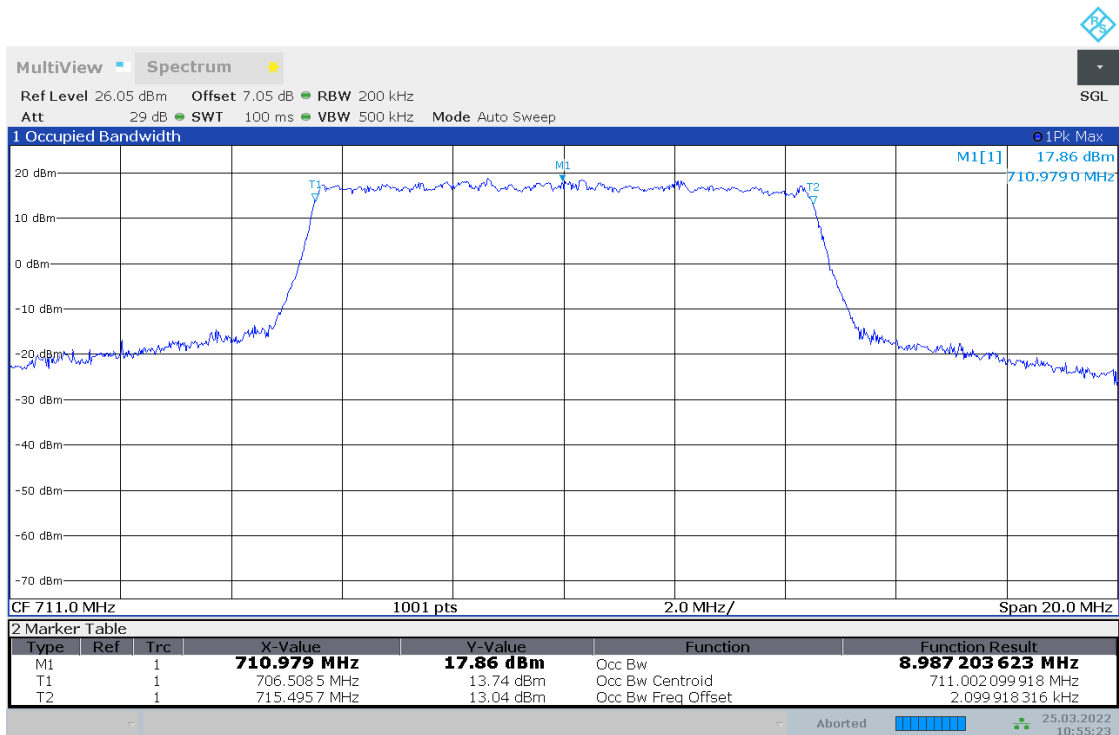


10:54:56 25.03.2022

4.2.12 TM1_10MHZ_HCH_RB50#0

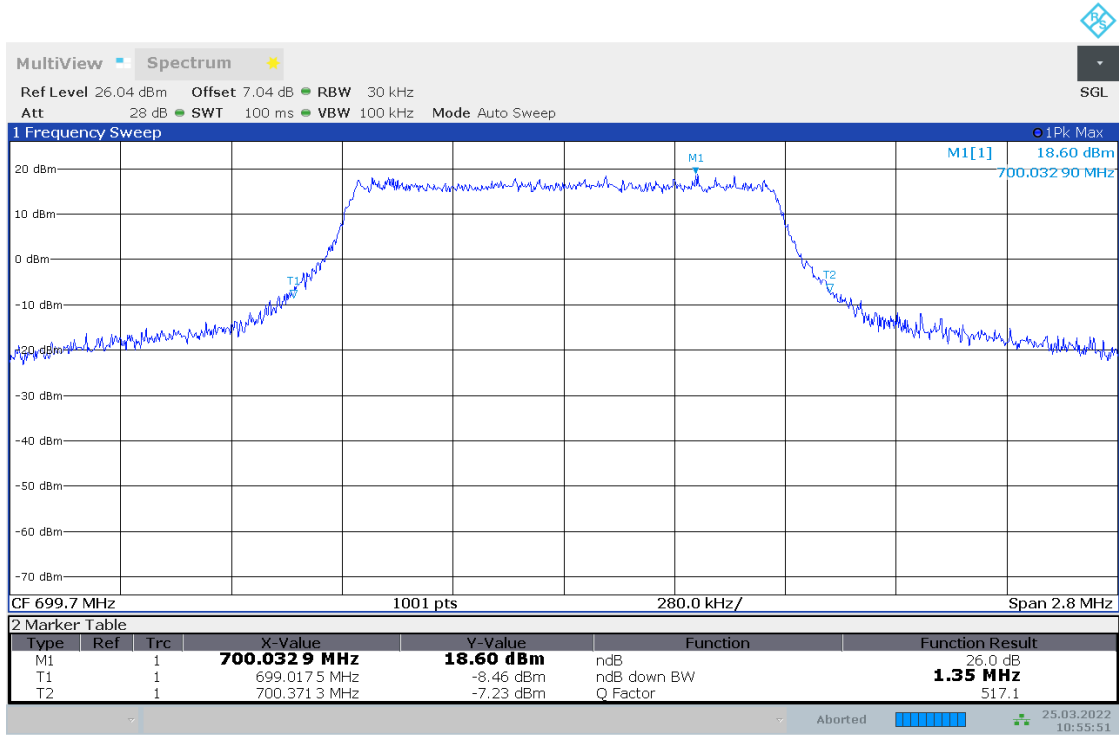


10:55:18 25.03.2022

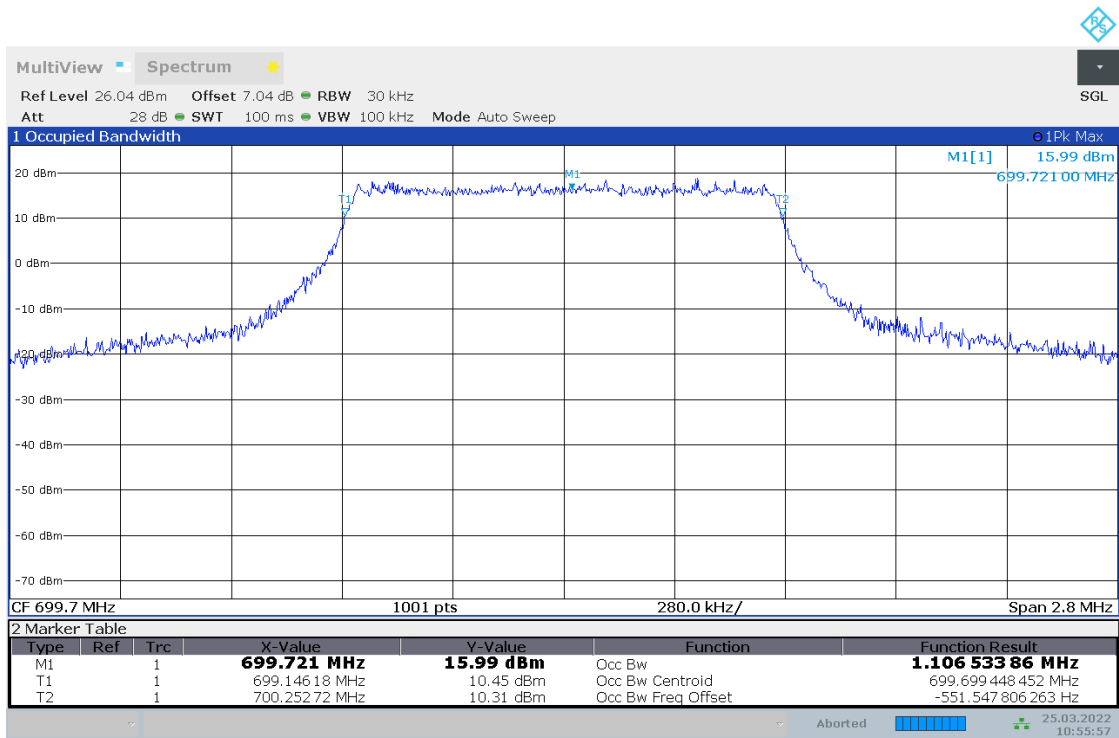


10:55:23 25.03.2022

4.2.13 TM2_1.4MHZ_LCH_RB6#0

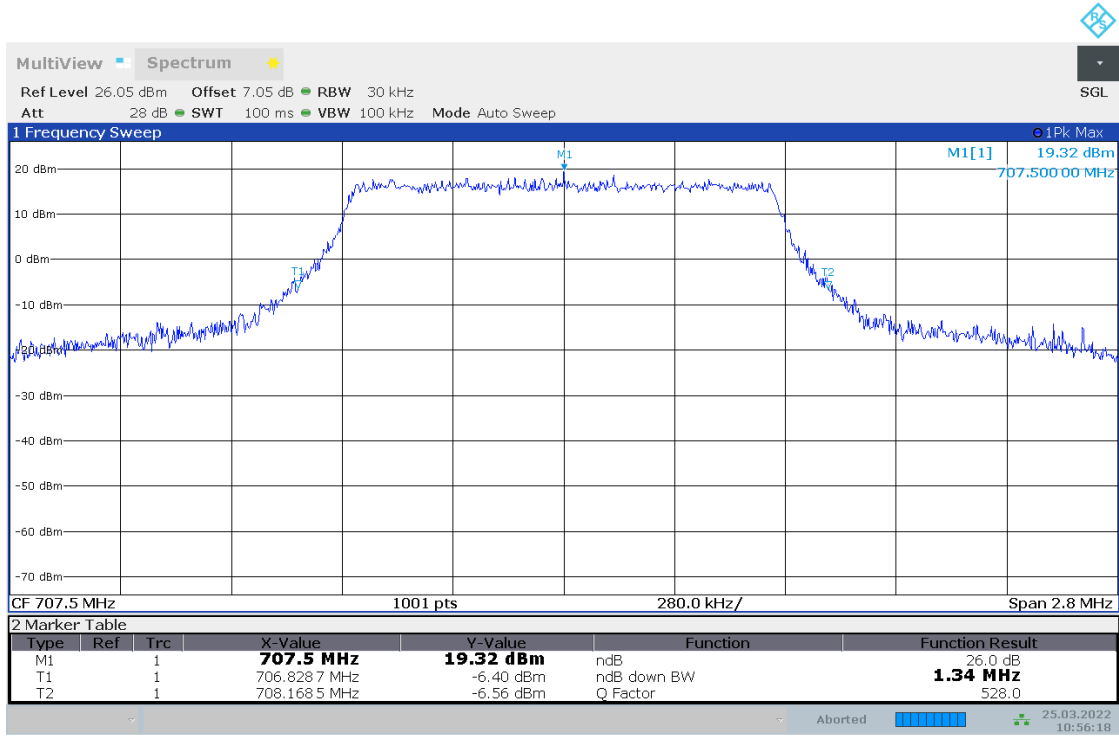


10:55:51 25.03.2022

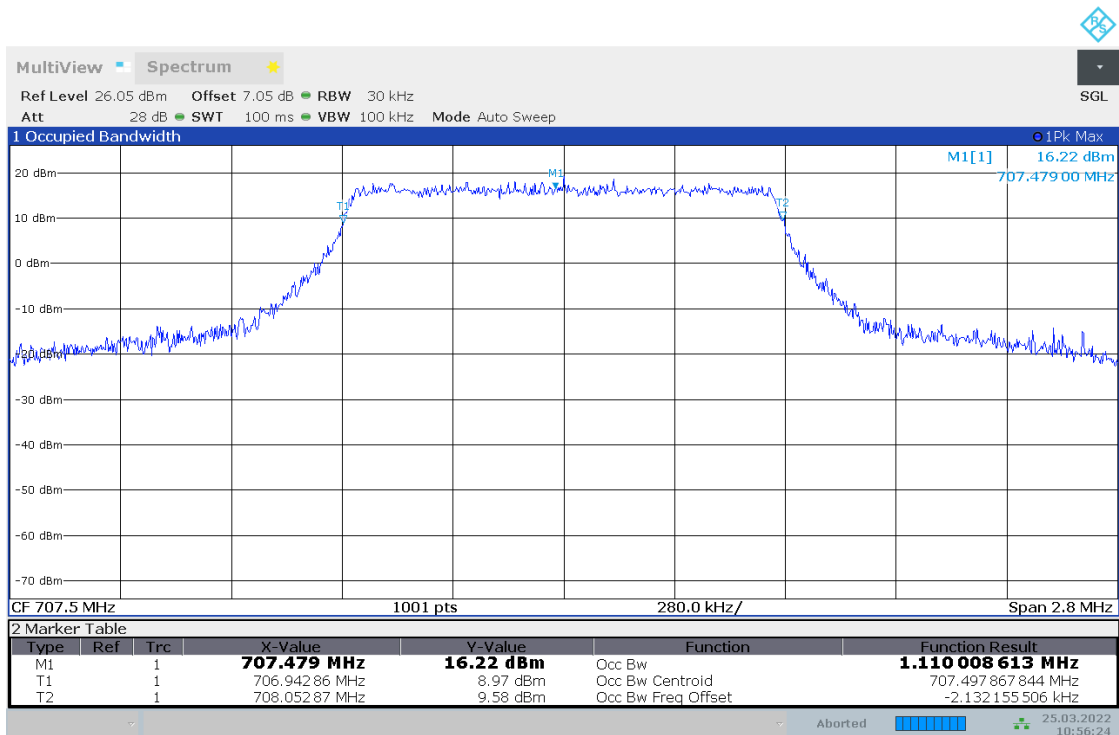


10:55:57 25.03.2022

4.2.14 TM2_1.4MHZ_MCH_RB6#0

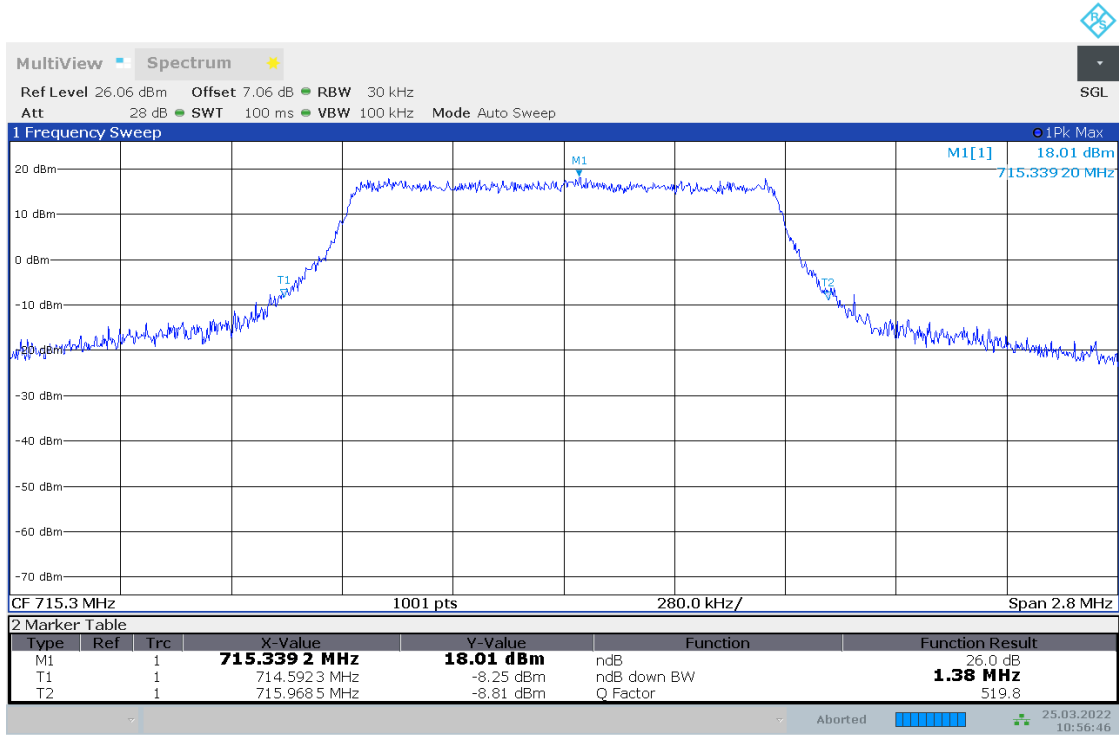


10:56:18 25.03.2022

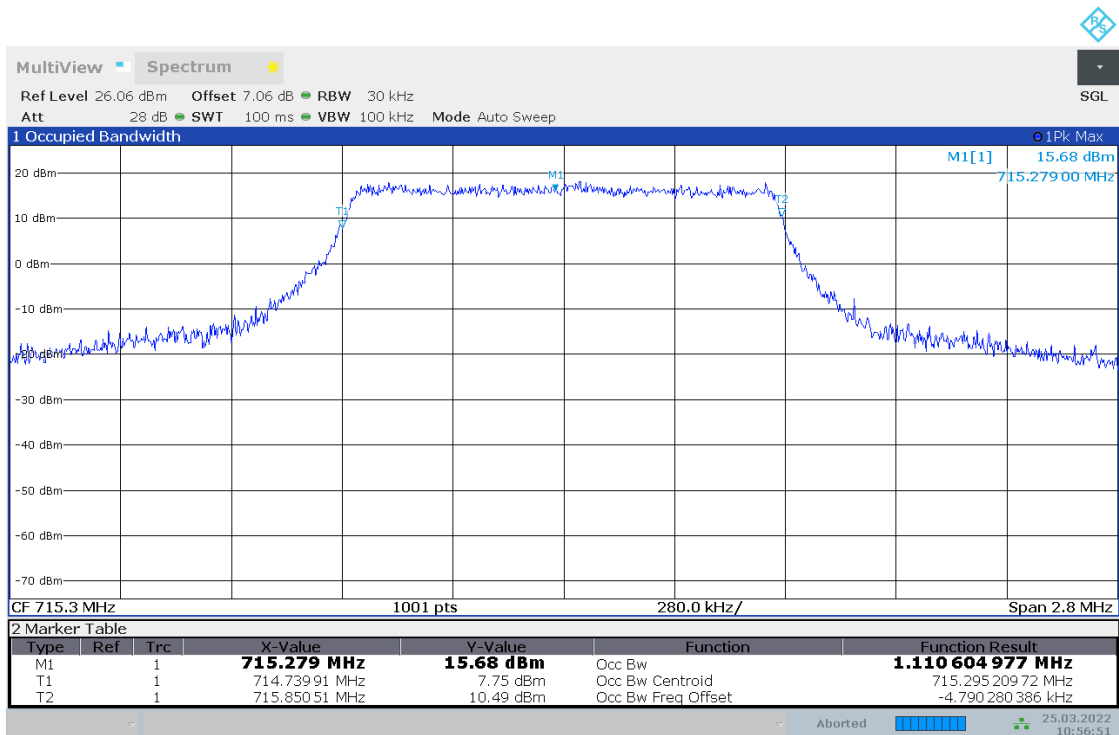


10:56:24 25.03.2022

4.2.15 TM2_1.4MHZ_HCH_RB6#0

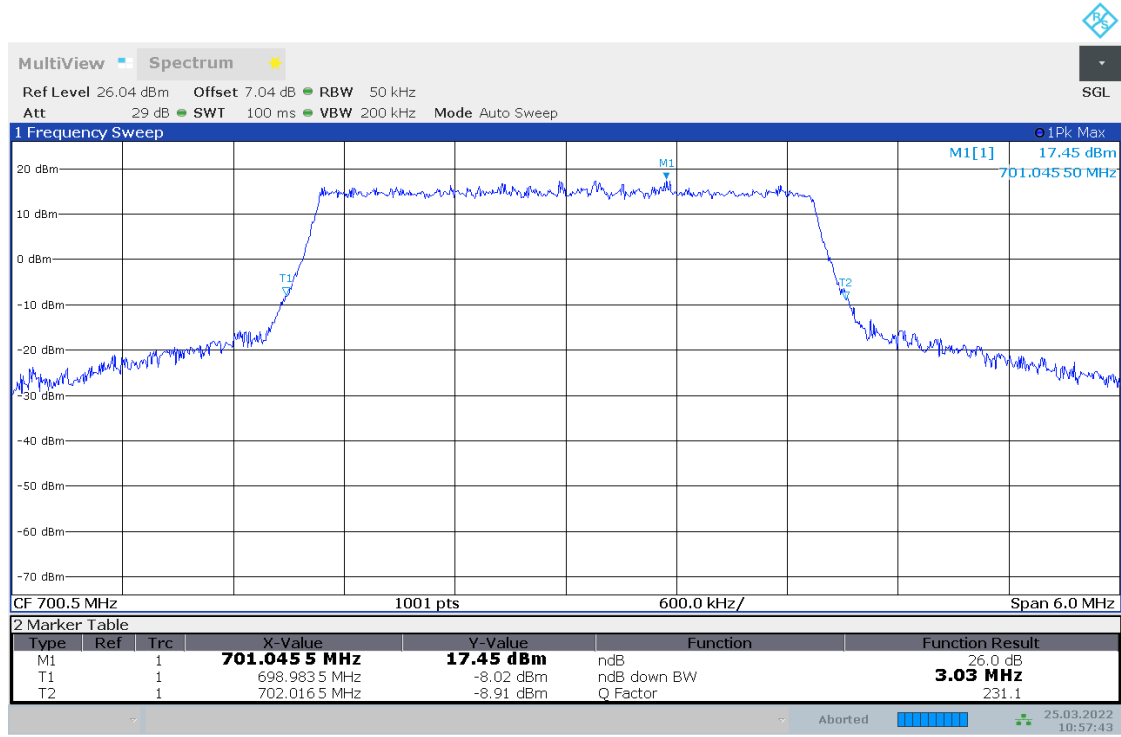


10:56:46 25.03.2022

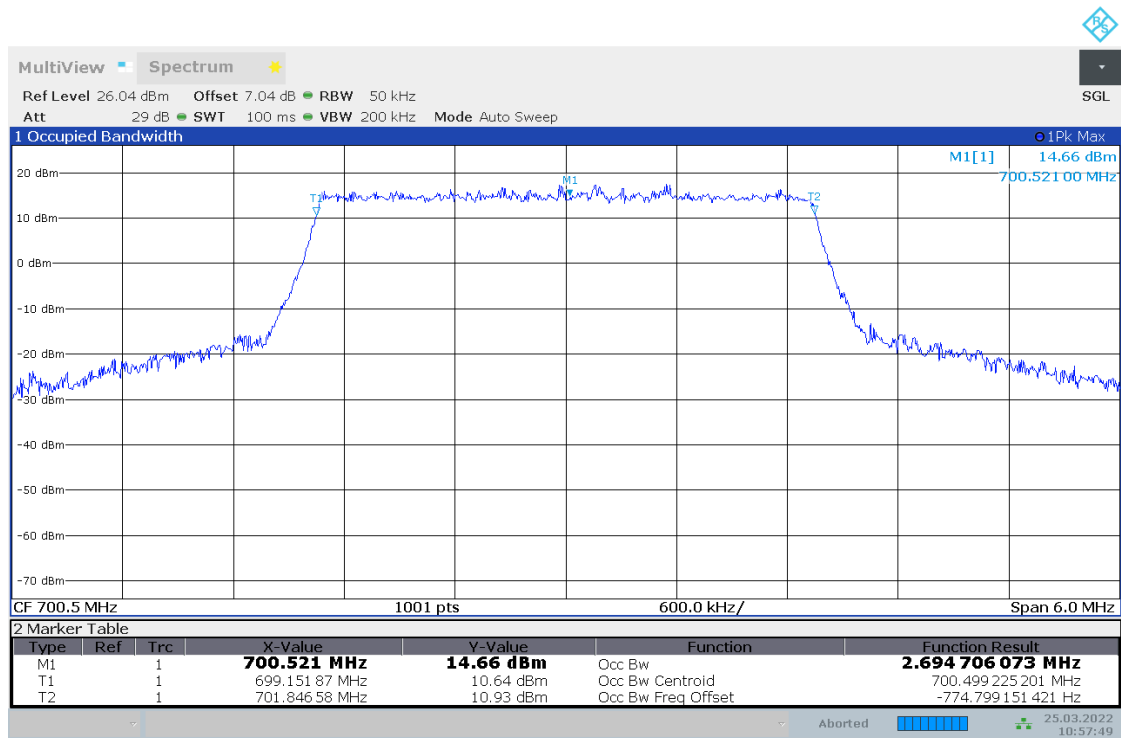


10:56:51 25.03.2022

4.2.16 TM2_3MHZ_LCH_RB15#0

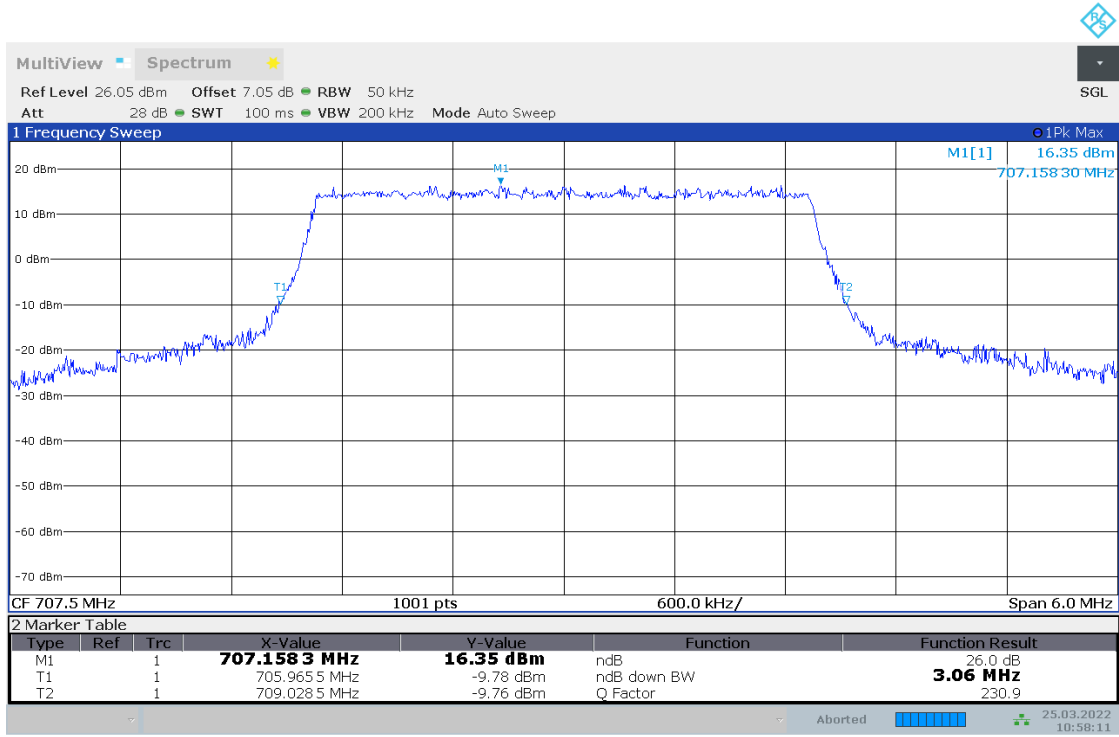


10:57:43 25.03.2022

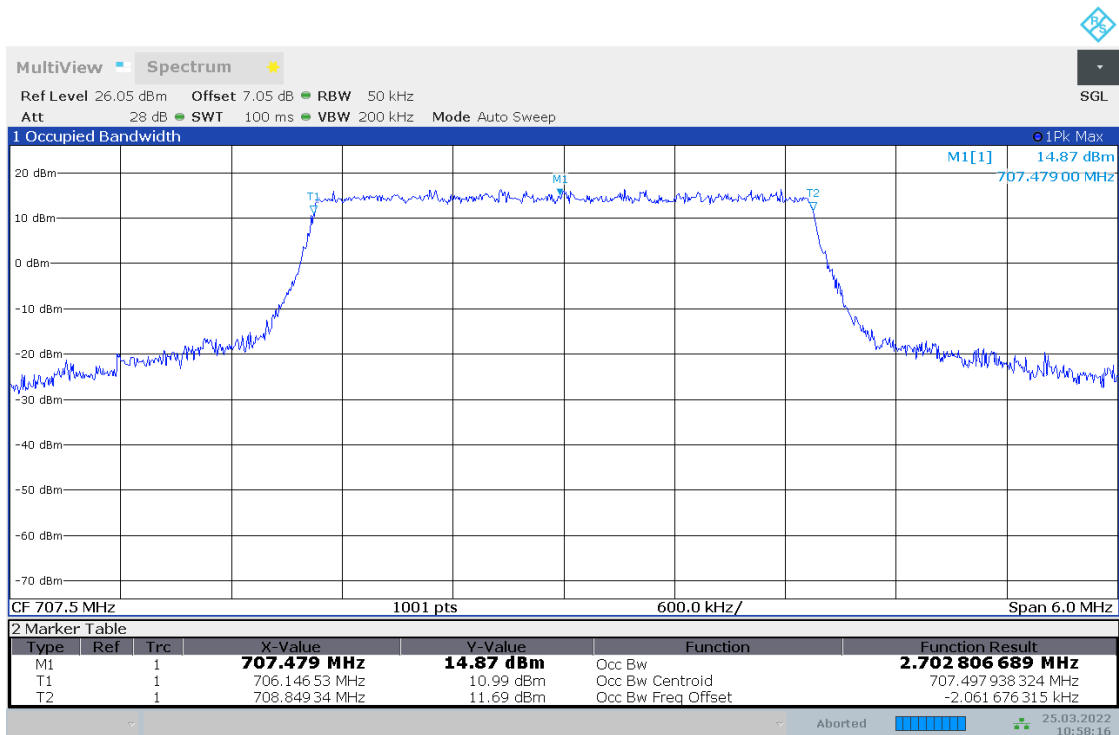


10:57:49 25.03.2022

4.2.17 TM2_3MHZ_MCH_RB15#0

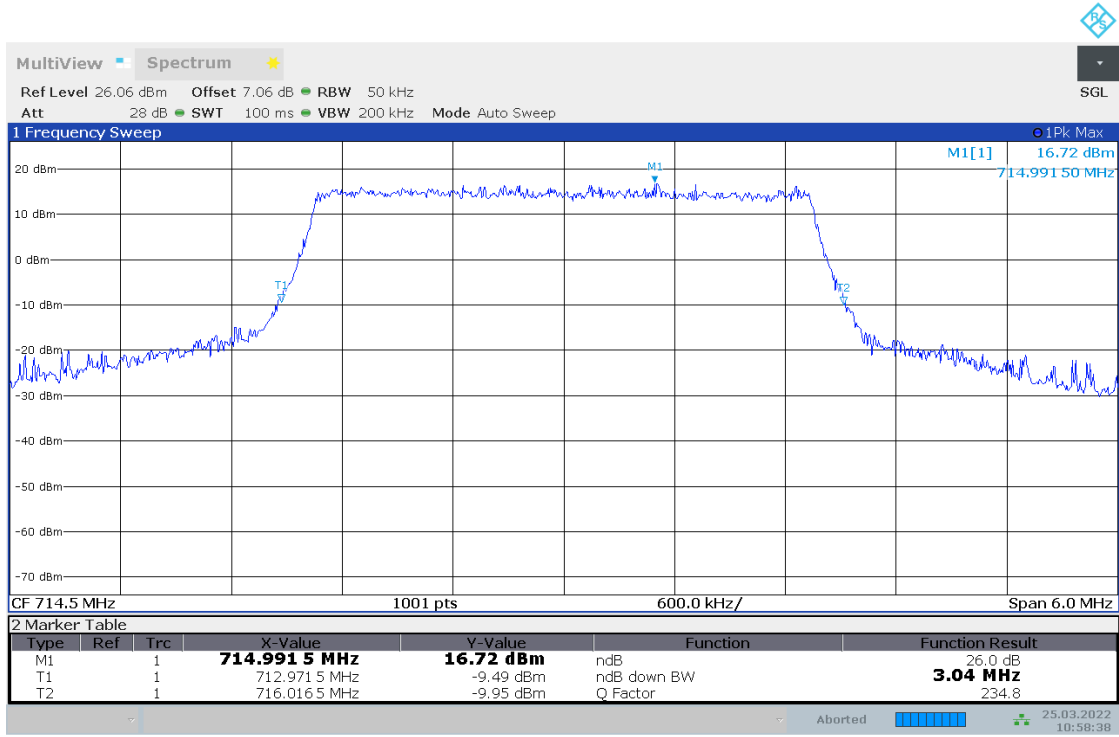


10:58:11 25.03.2022

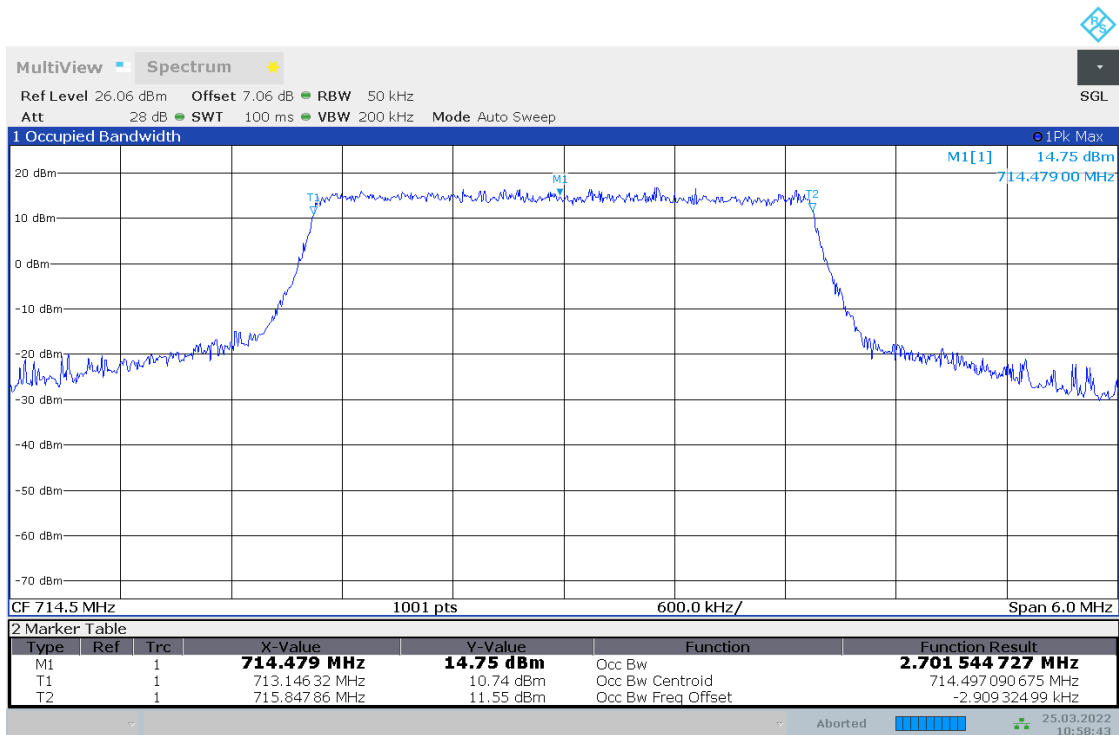


10:58:16 25.03.2022

4.2.18 TM2_3MHZ_HCH_RB15#0

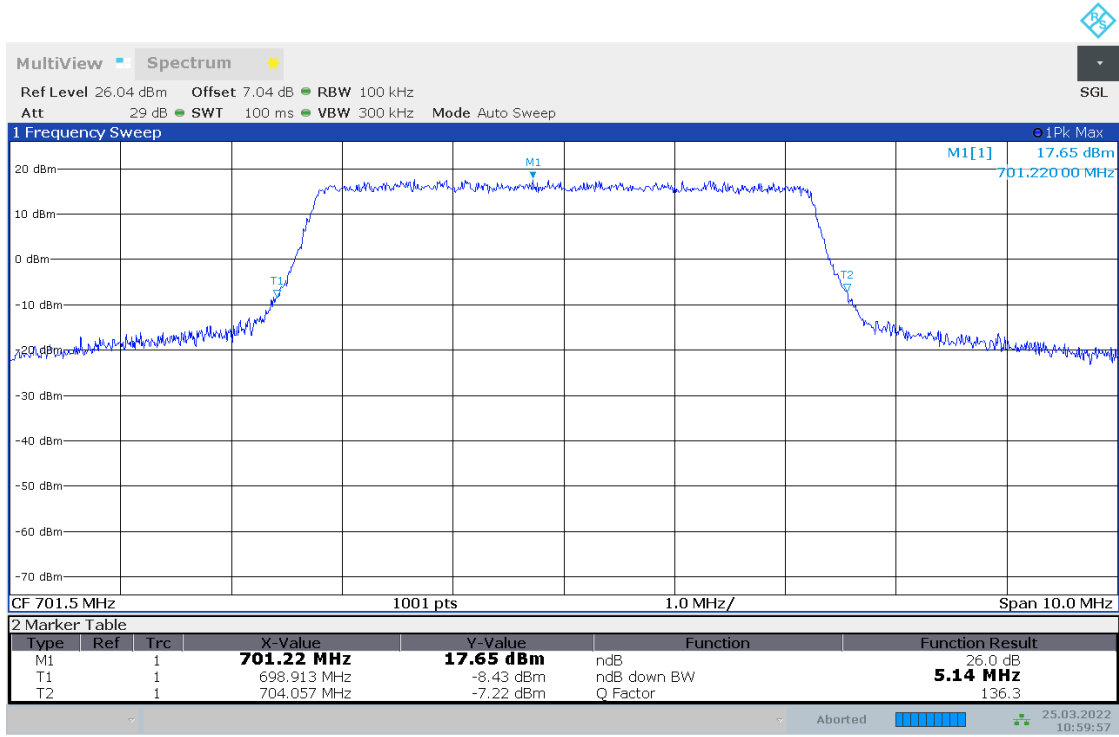


10:58:38 25.03.2022

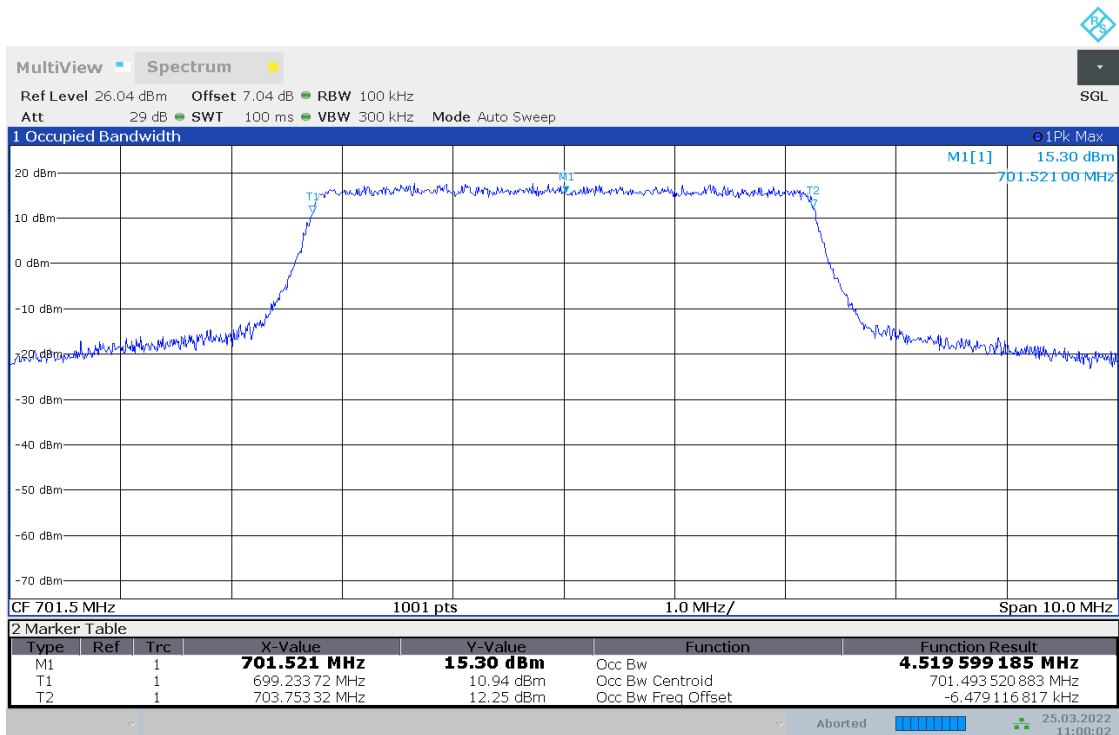


10:58:43 25.03.2022

4.2.19 TM2_5MHZ_LCH_RB25#0

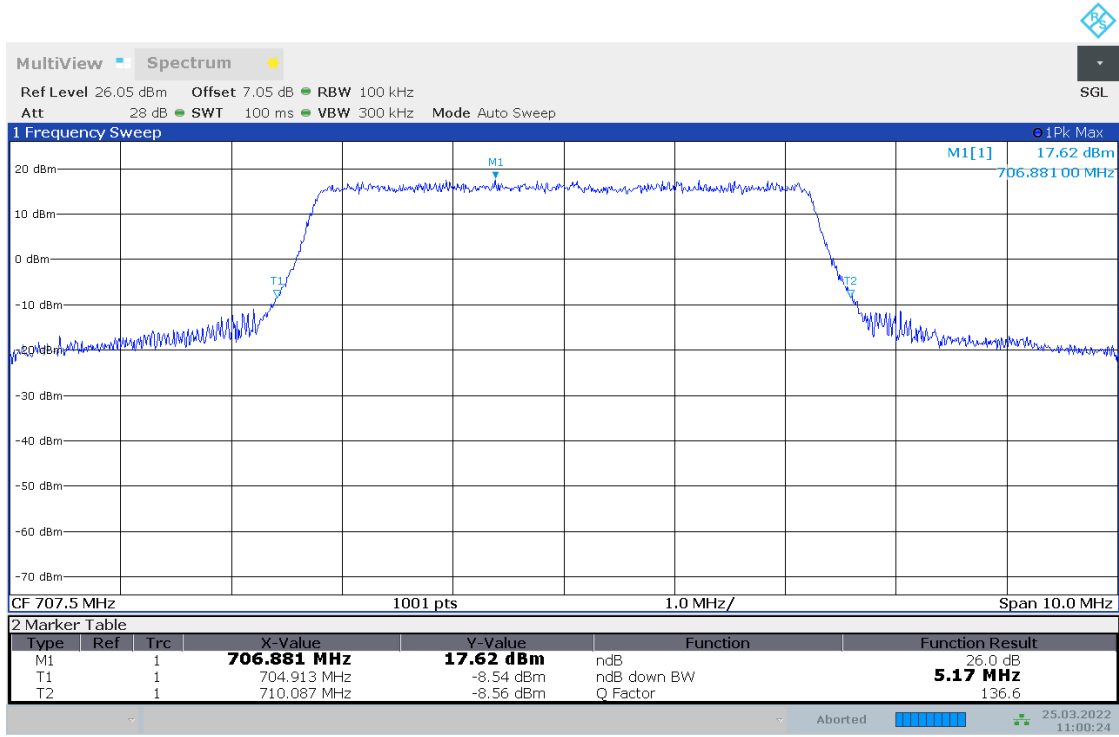


10:59:57 25.03.2022

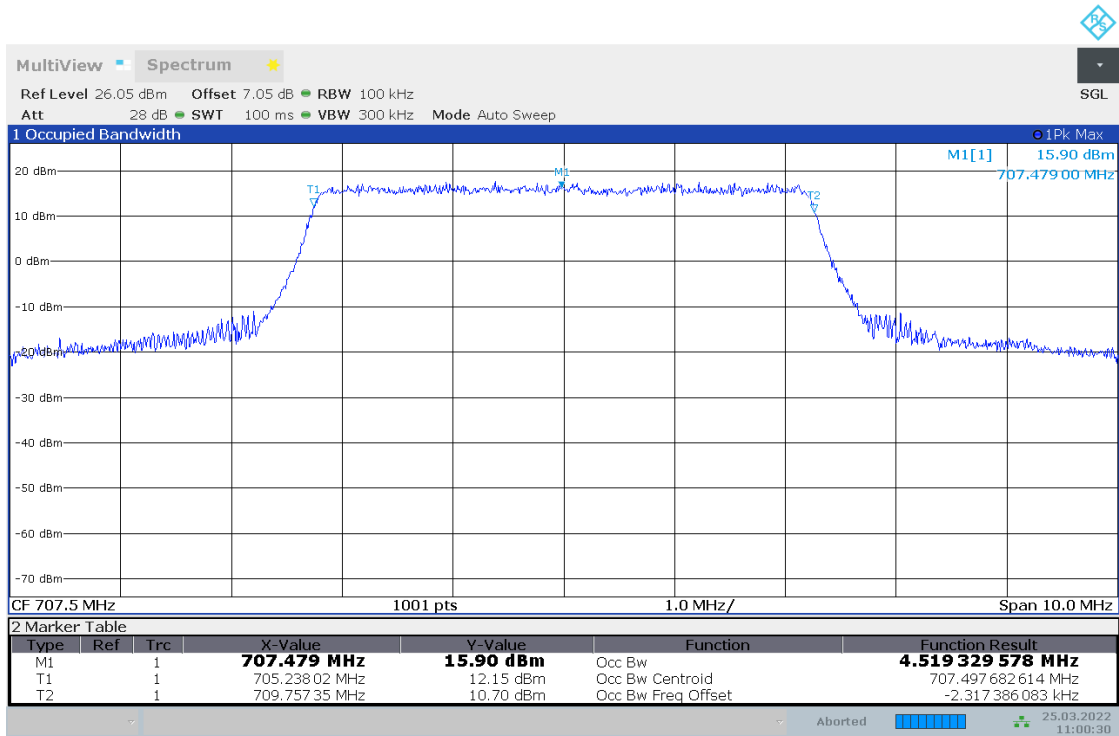


11:00:02 25.03.2022

4.2.20 TM2_5MHZ_MCH_RB25#0

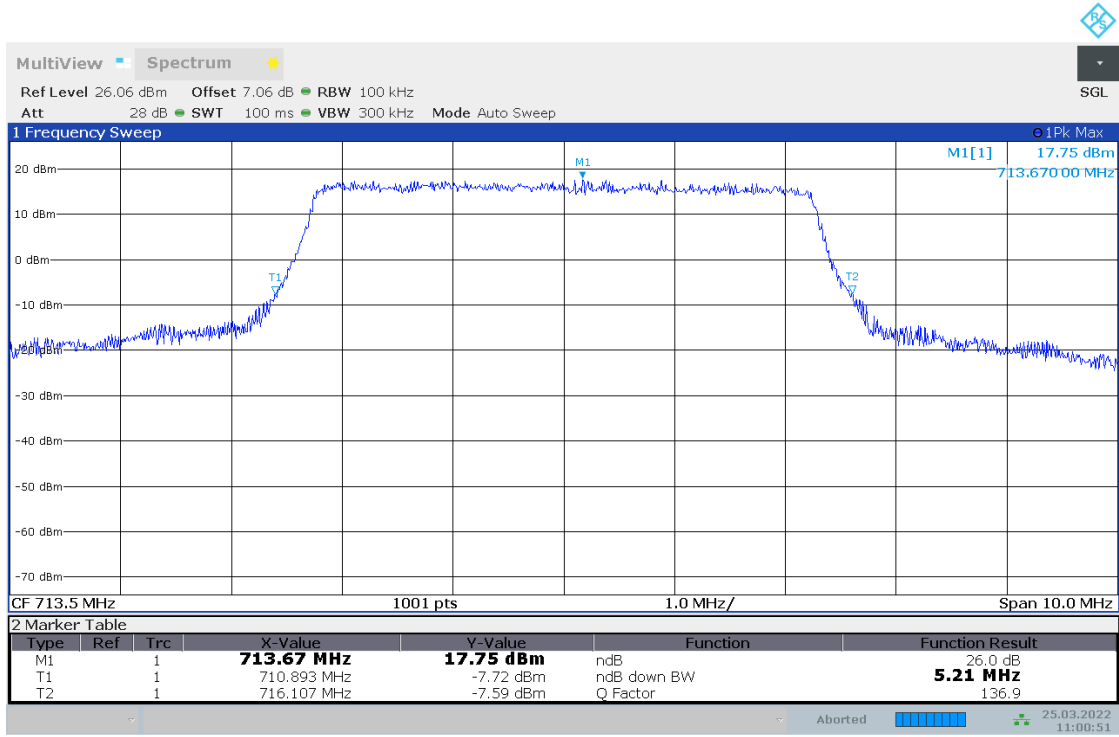


11:00:24 25.03.2022

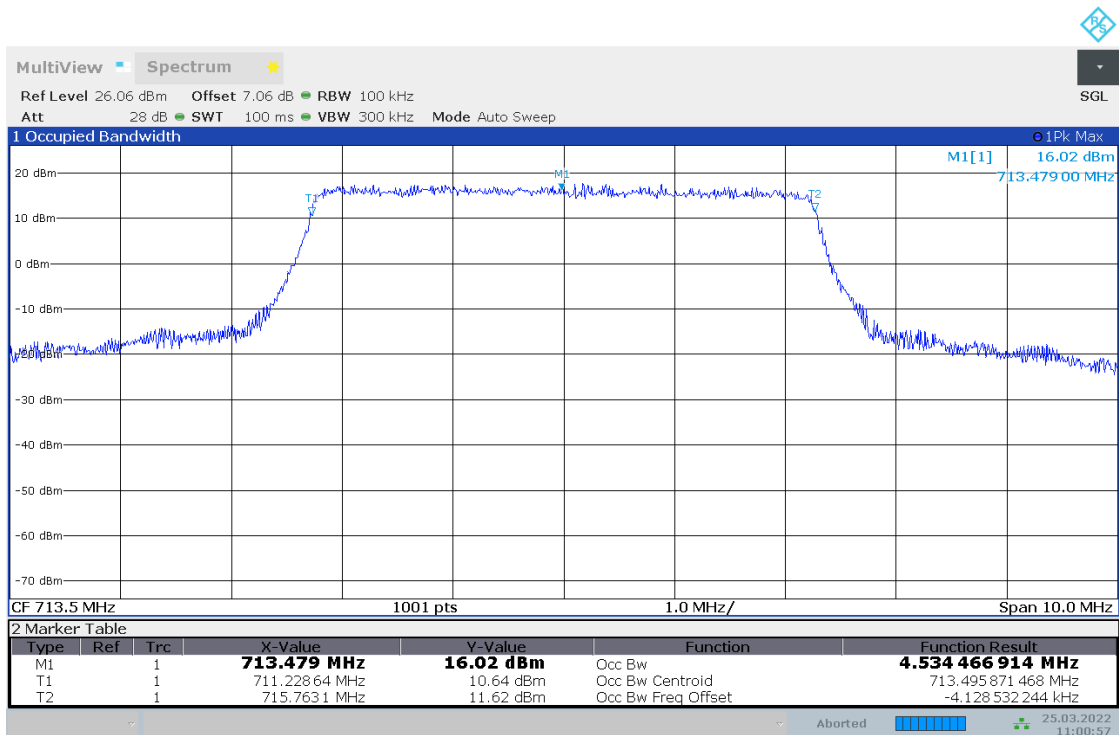


11:00:30 25.03.2022

4.2.21 TM2_5MHZ_HCH_RB25#0

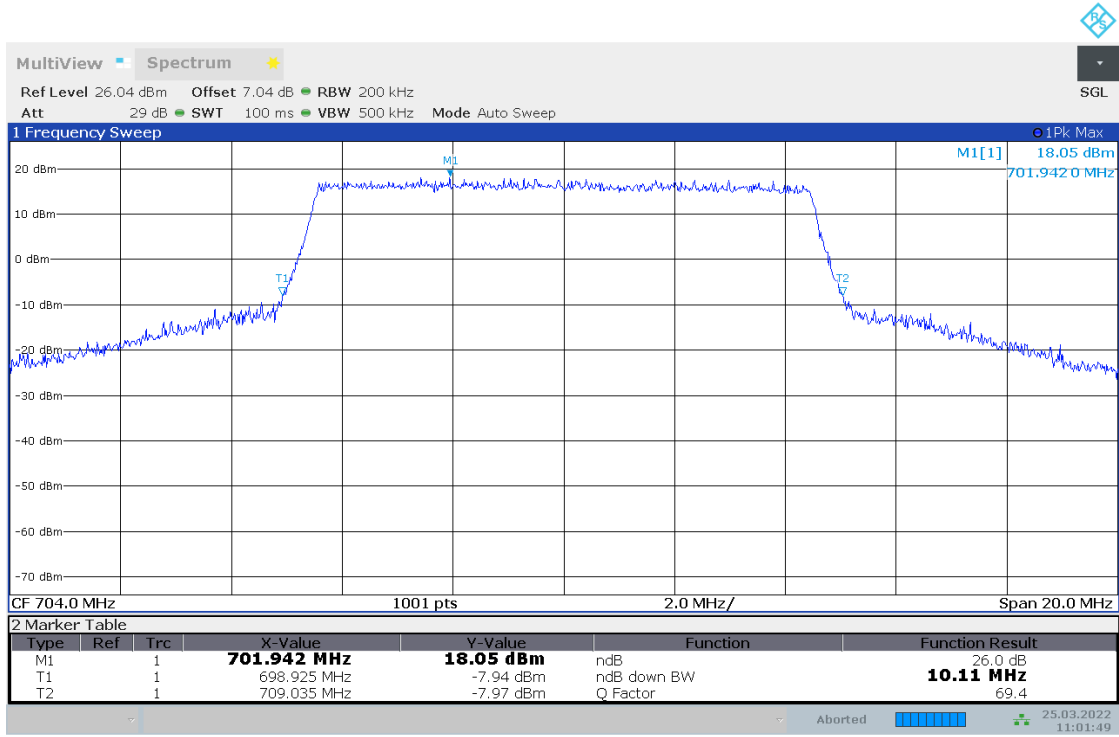


11:00:52 25.03.2022

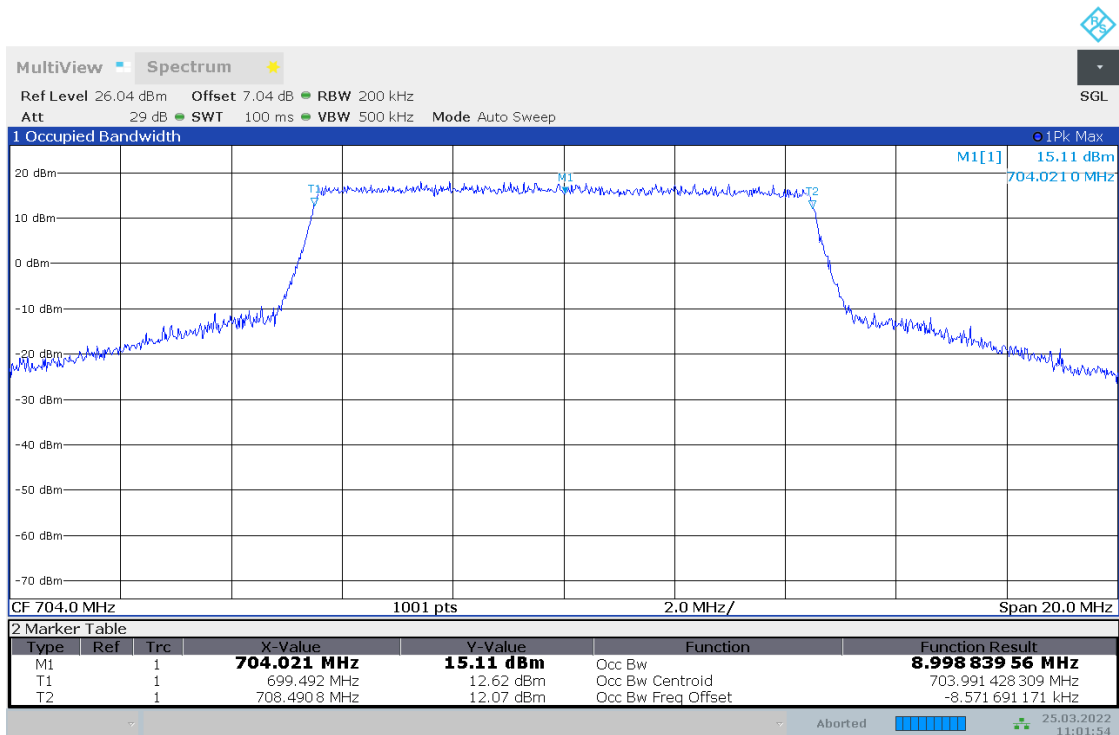


11:00:57 25.03.2022

4.2.22 TM2_10MHZ_LCH_RB50#0

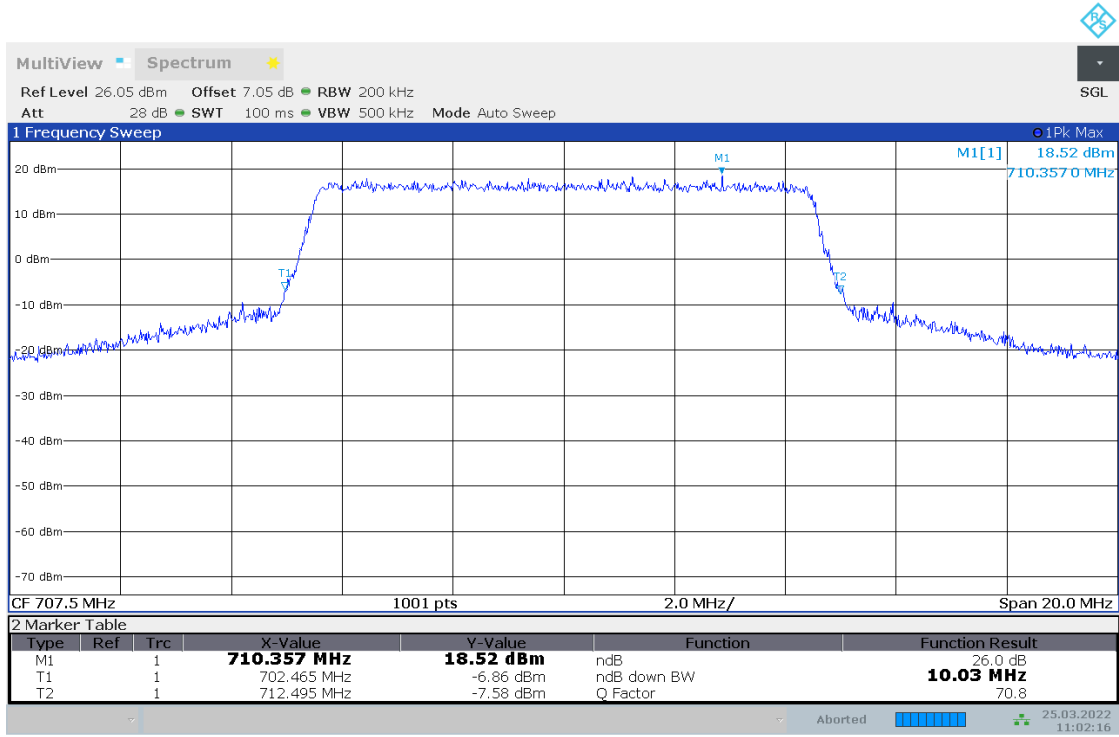


11:01:49 25.03.2022

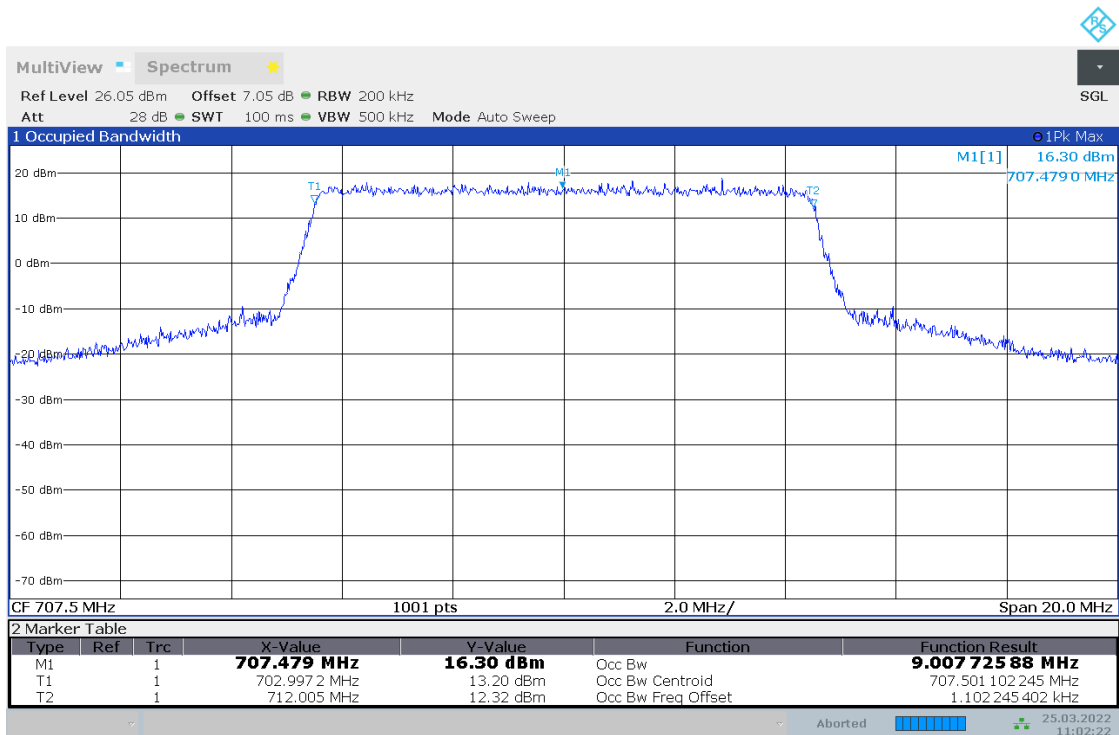


11:01:55 25.03.2022

4.2.23 TM2_10MHZ_MCH_RB50#0

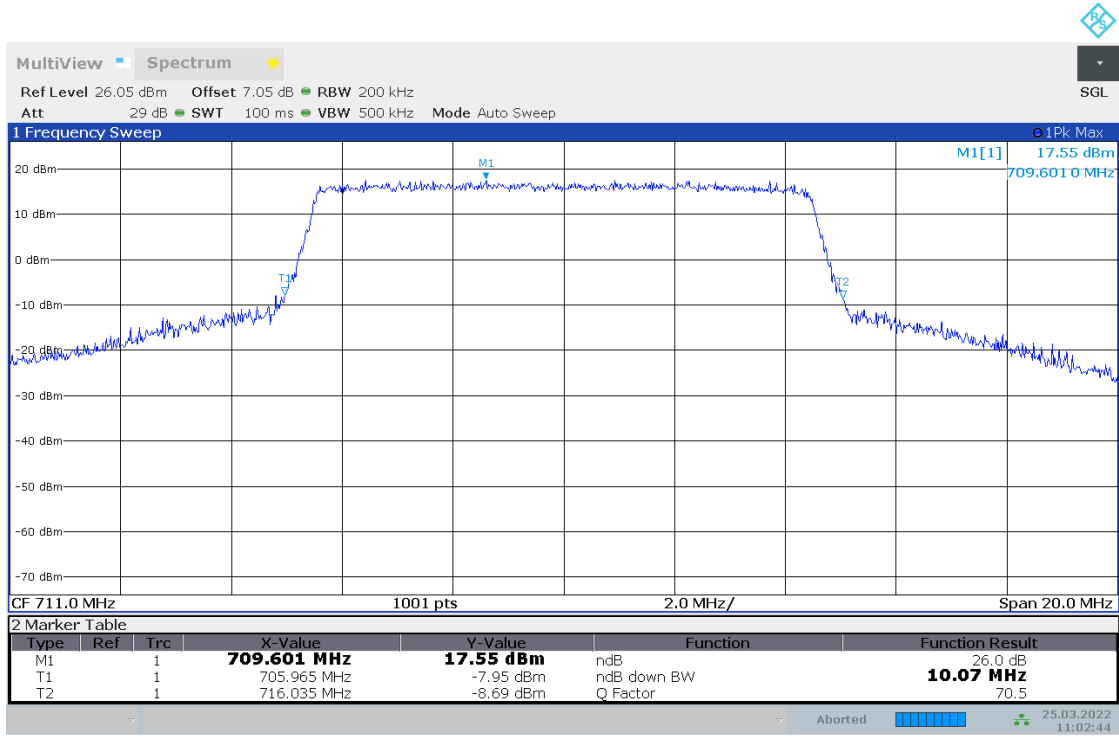


11:02:16 25.03.2022

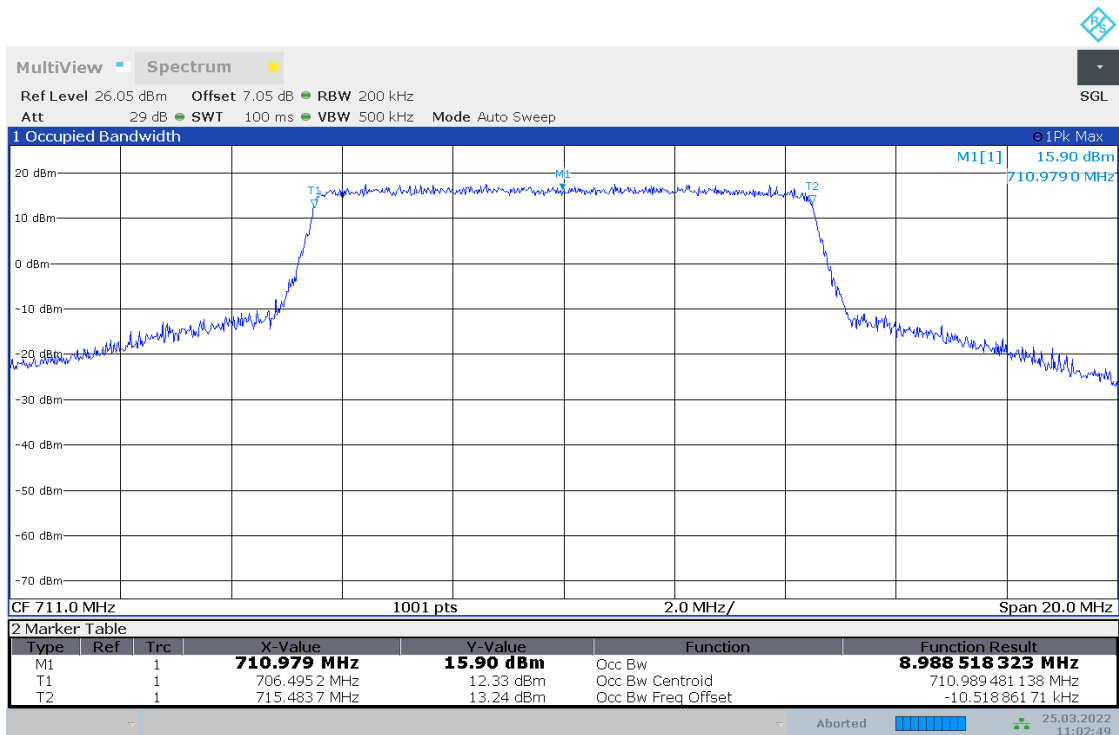


11:02:22 25.03.2022

4.2.24 TM2_10MHZ_HCH_RB50#0

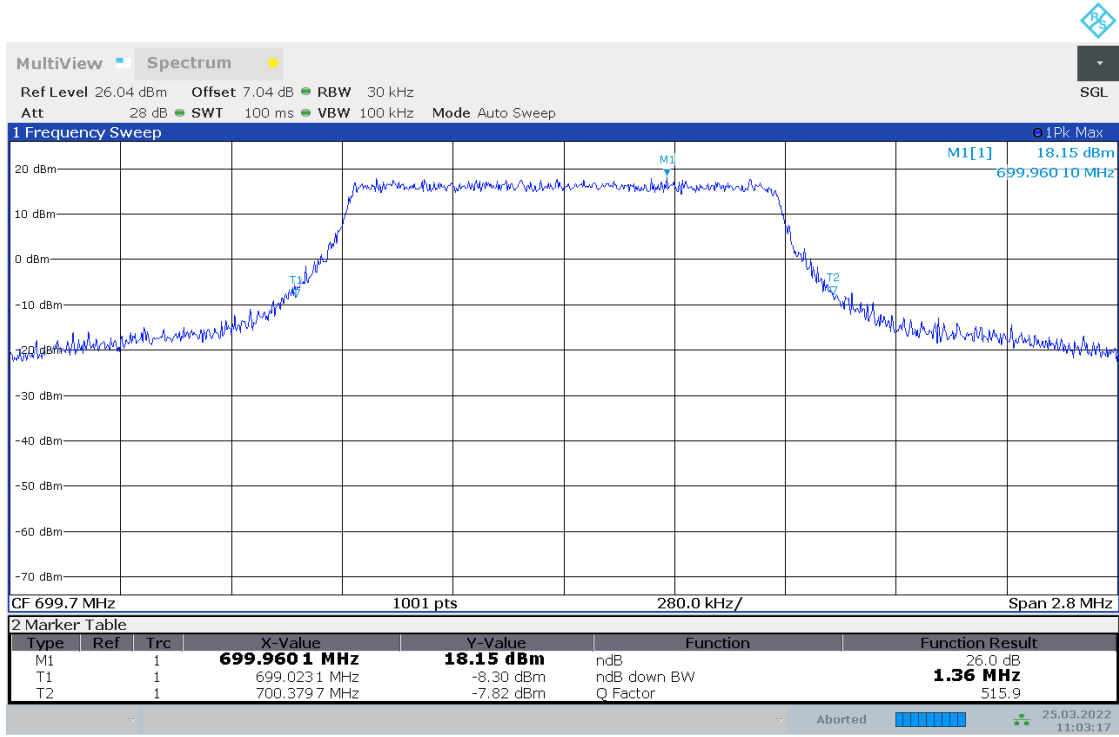


11:02:44 25.03.2022

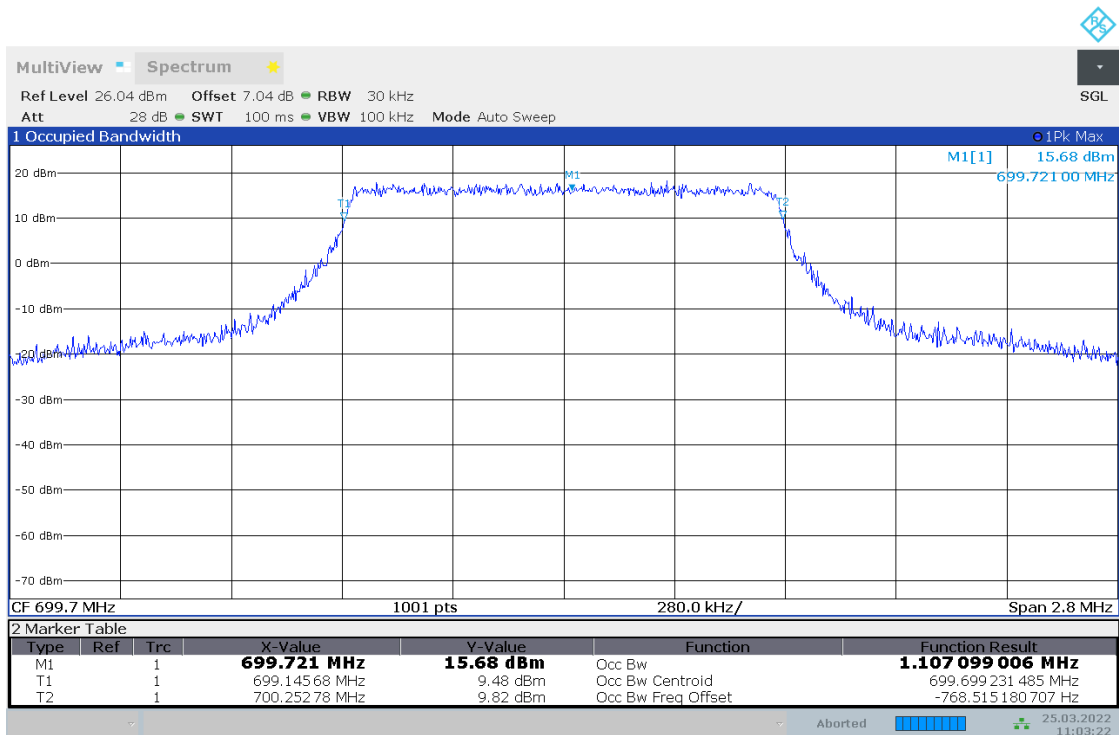


11:02:49 25.03.2022

4.2.25 TM3_1.4MHZ_LCH_RB6#0

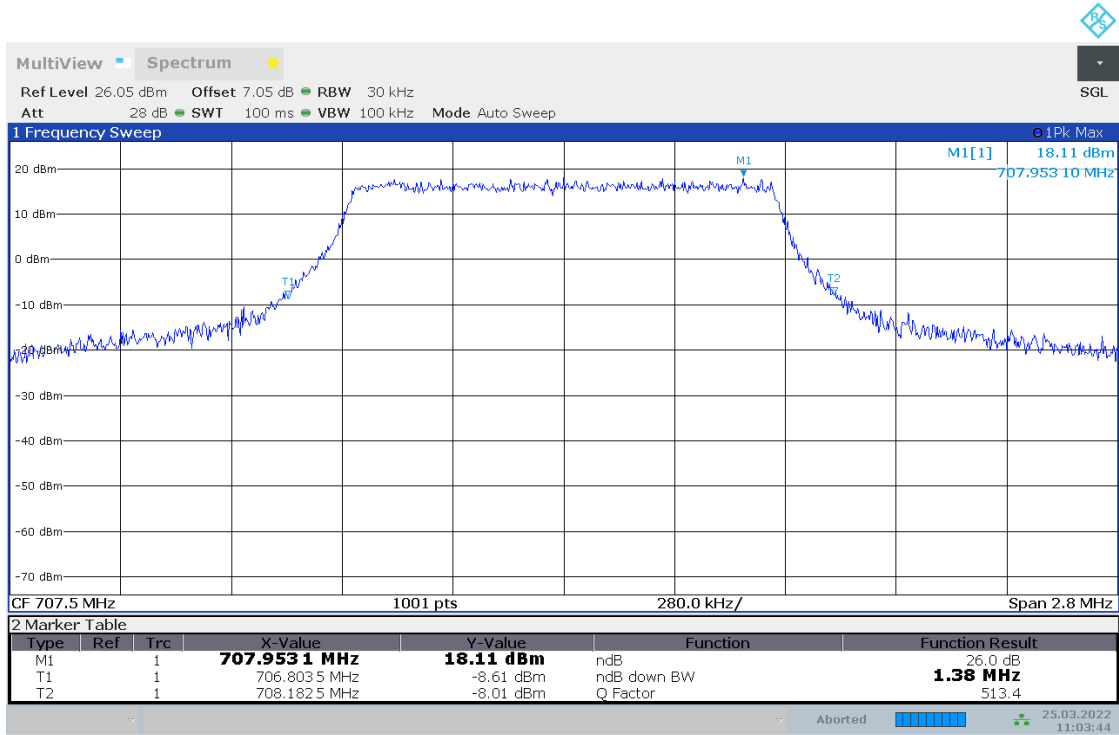


11:03:17 25.03.2022

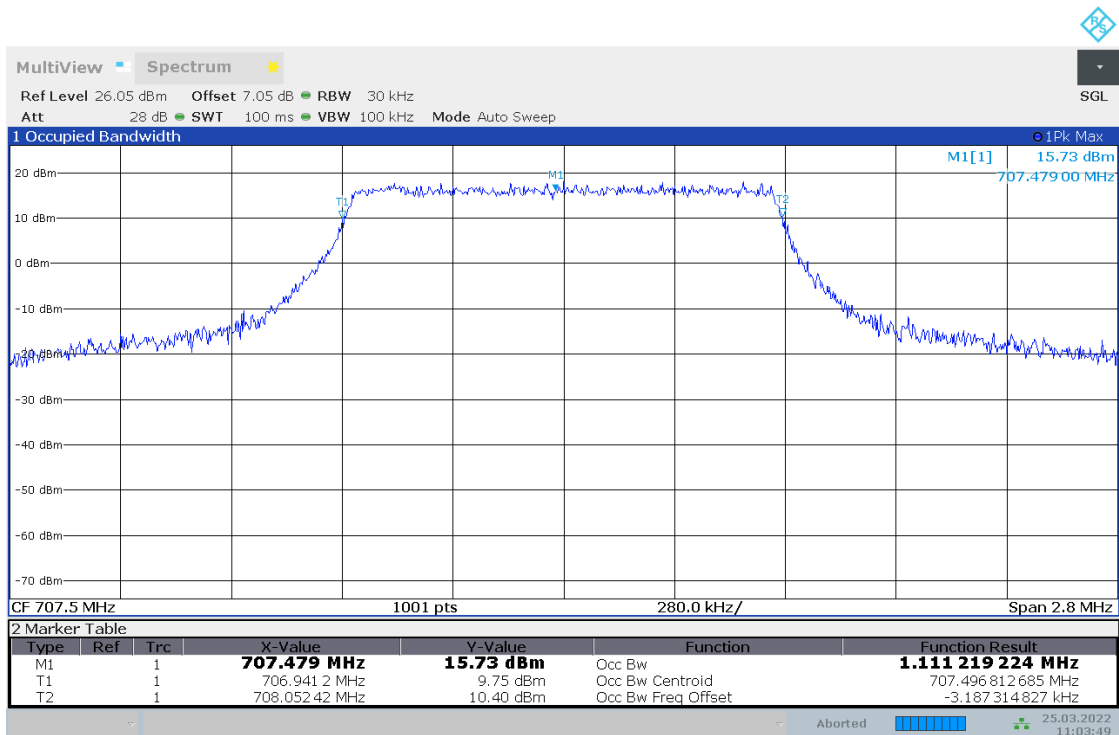


11:03:22 25.03.2022

4.2.26 TM3_1.4MHZ_MCH_RB6#0

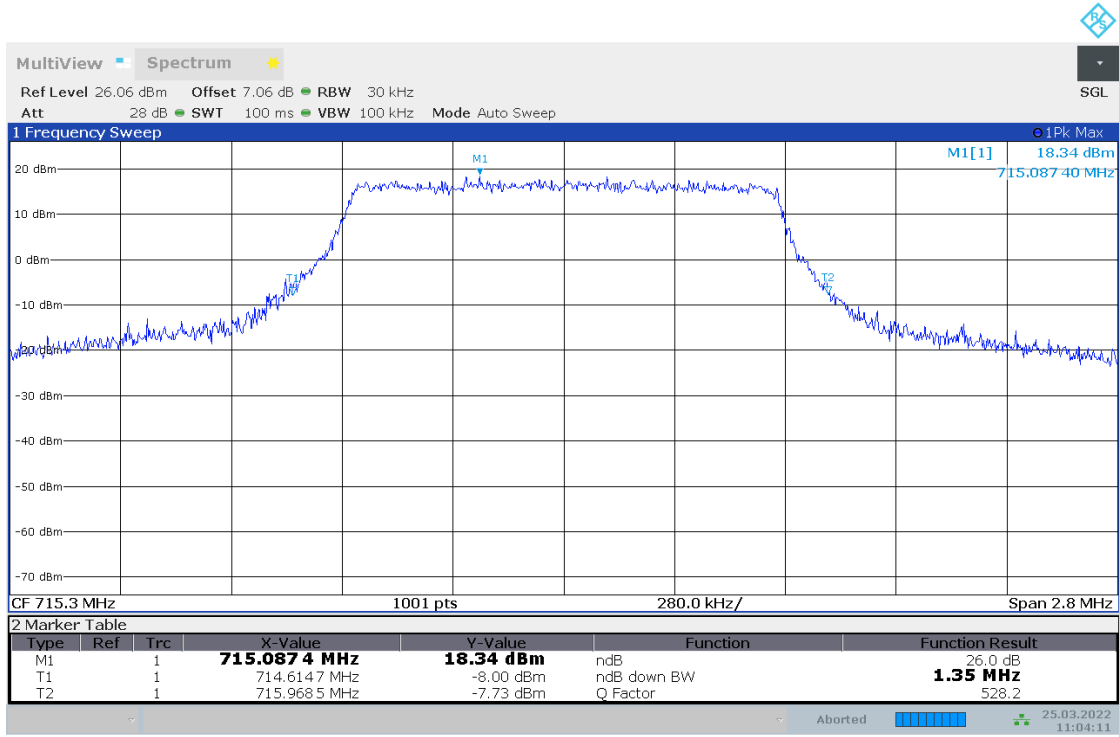


11:03:44 25.03.2022

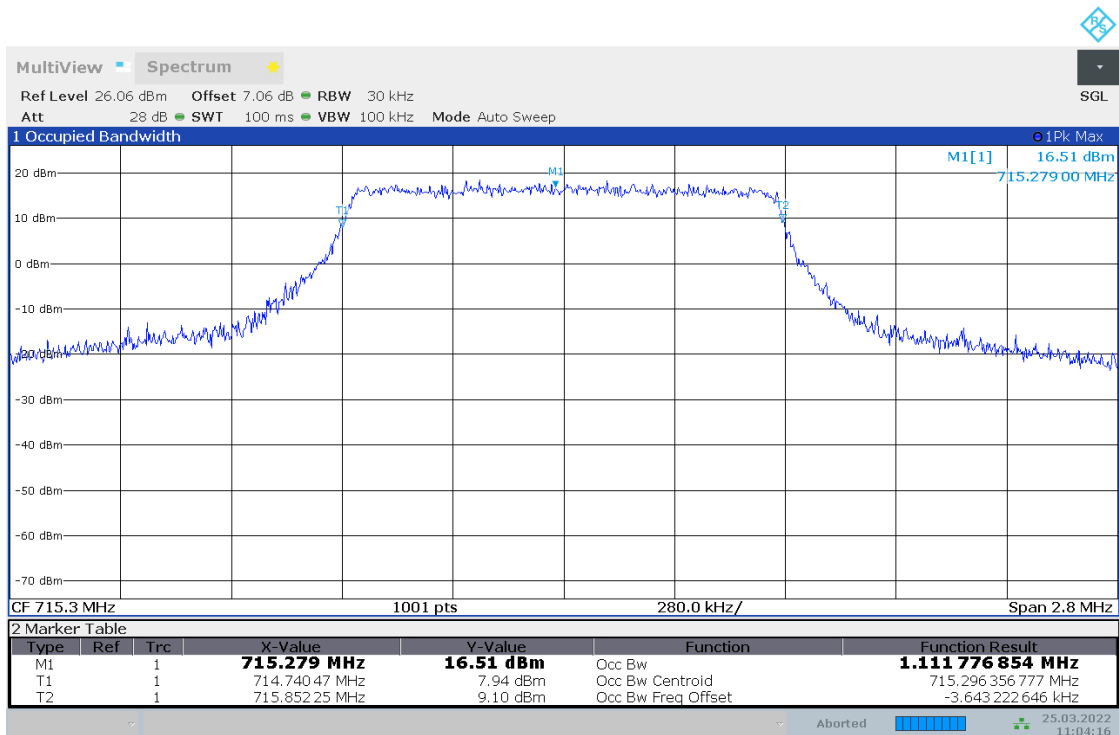


11:03:50 25.03.2022

4.2.27 TM3_1.4MHZ_HCH_RB6#0

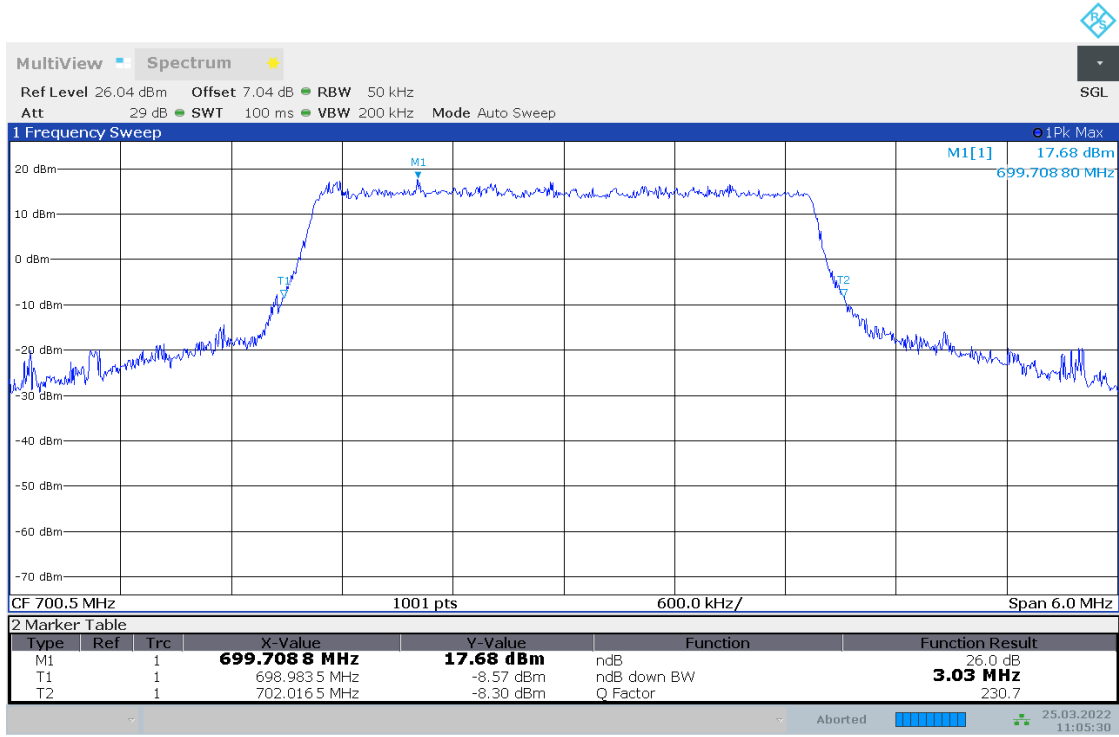


11:04:11 25.03.2022

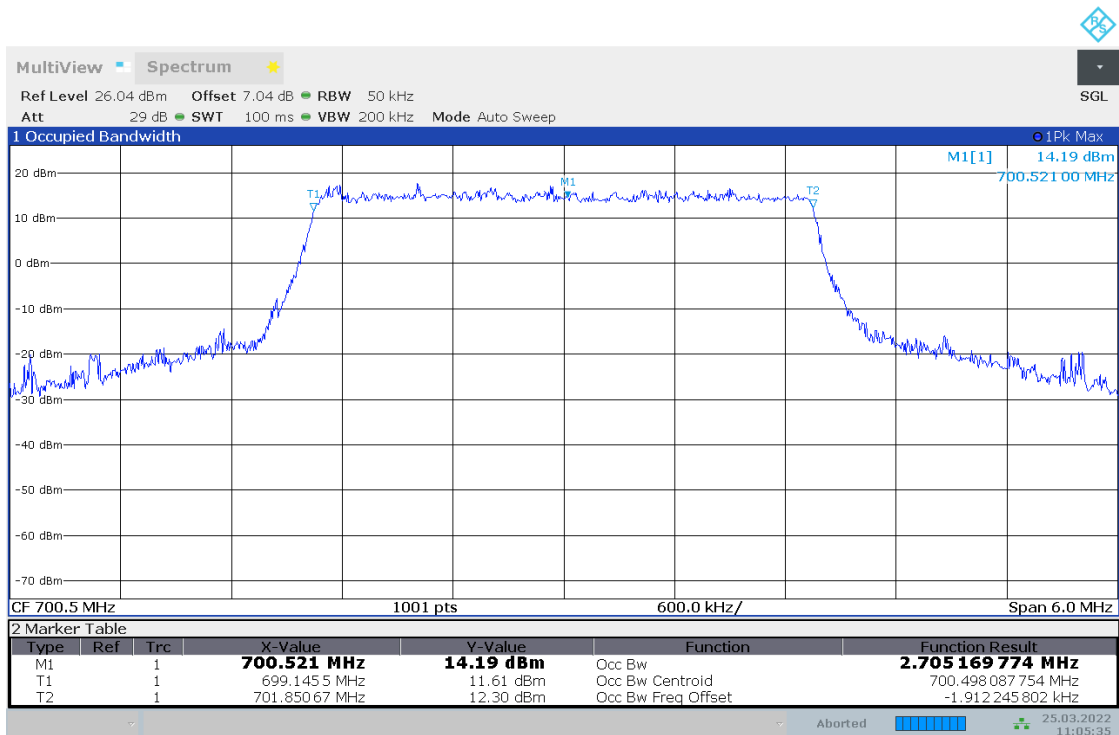


11:04:17 25.03.2022

4.2.28 TM3_3MHZ_LCH_RB15#0

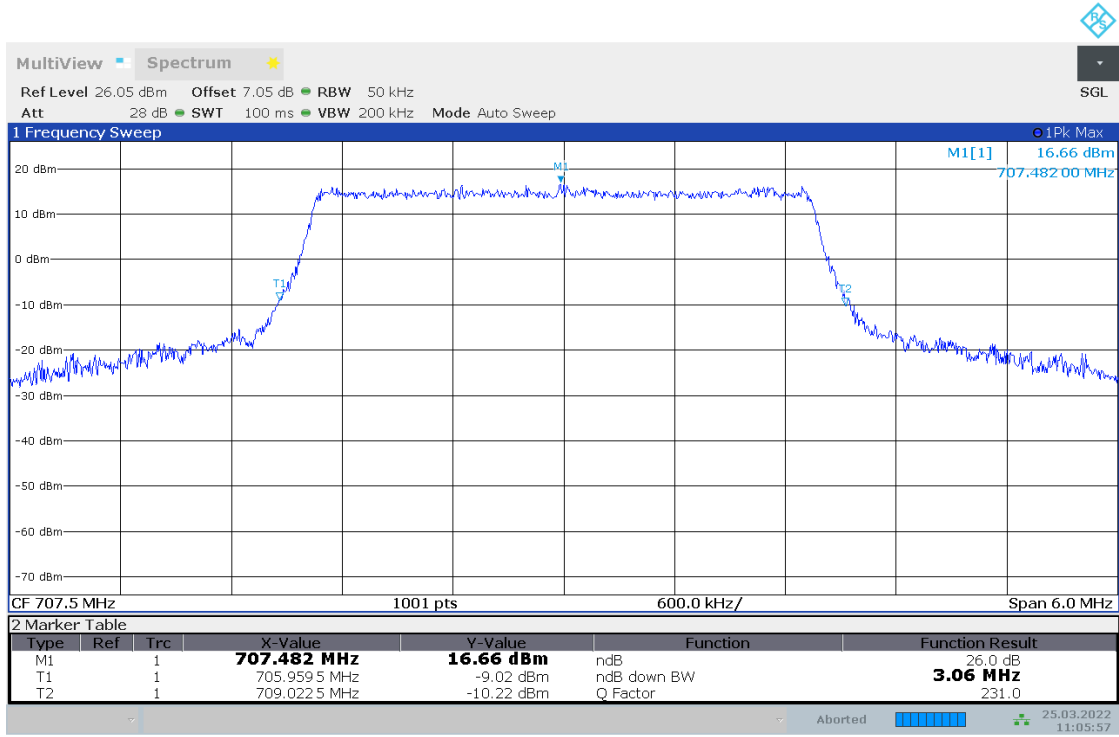


11:05:30 25.03.2022

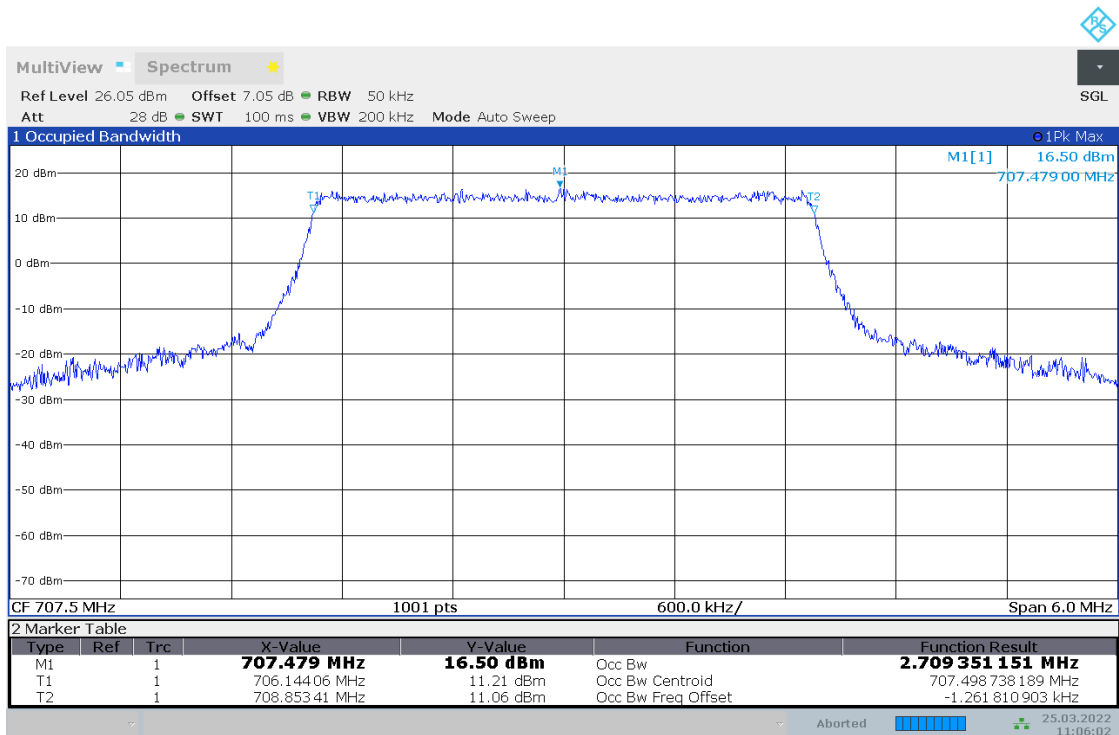


11:05:35 25.03.2022

4.2.29 TM3_3MHZ_MCH_RB15#0

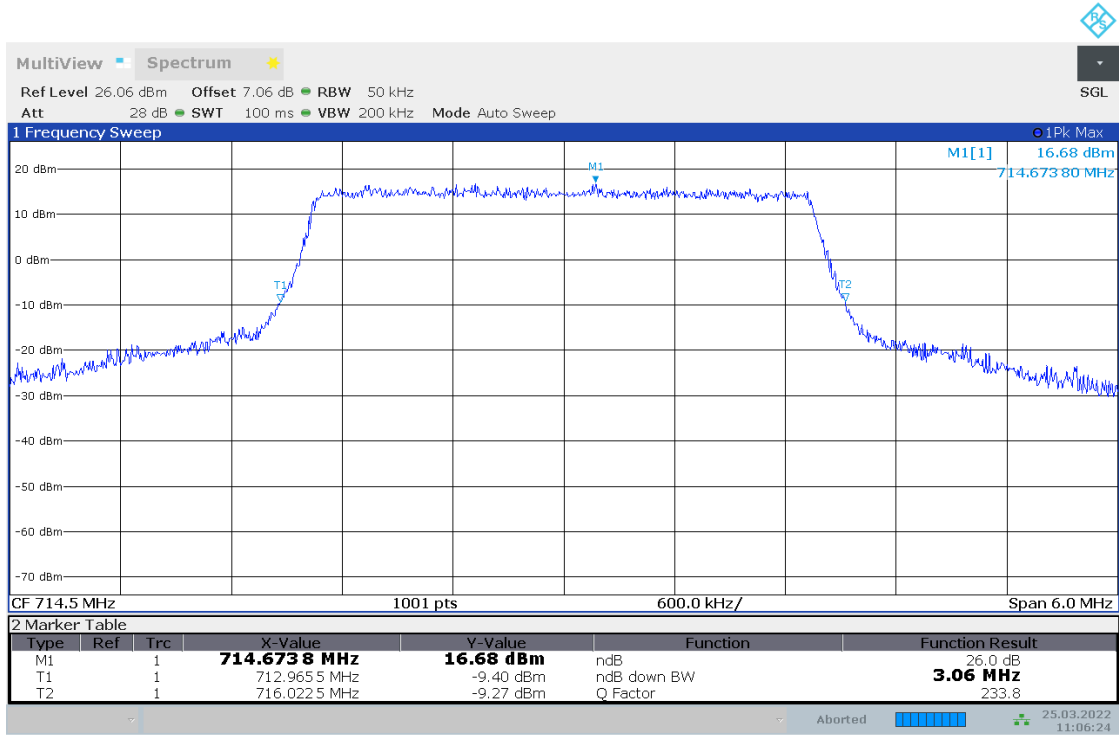


11:05:57 25.03.2022

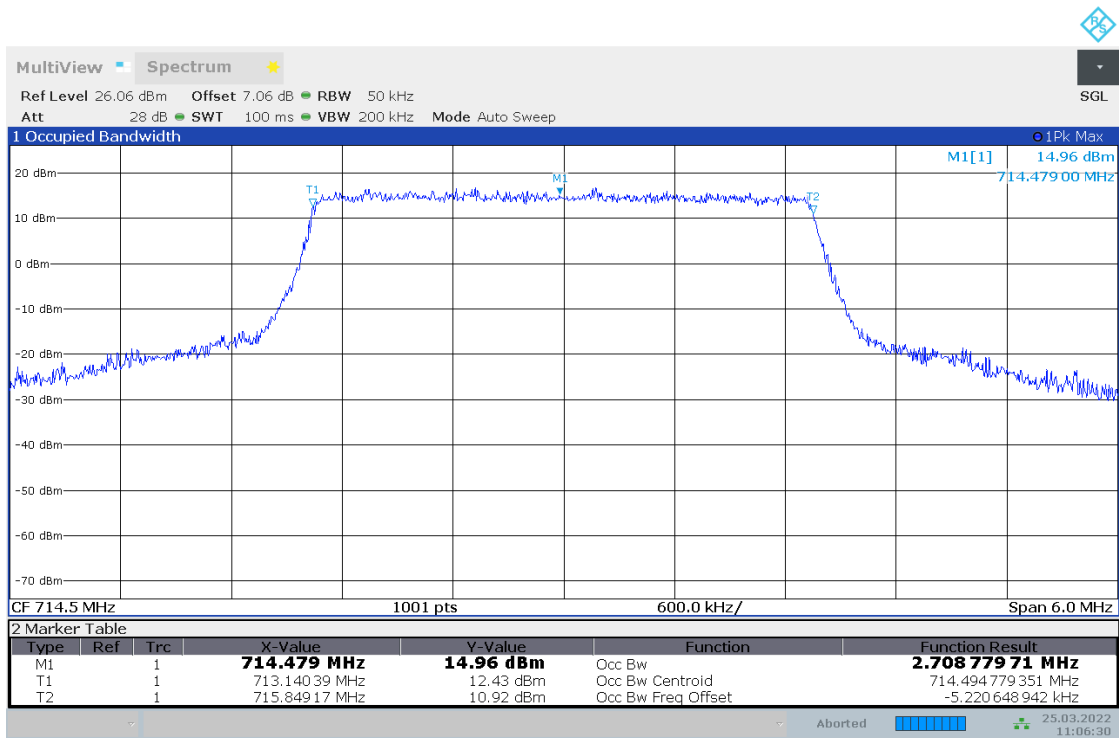


11:06:03 25.03.2022

4.2.30 TM3_3MHZ_HCH_RB15#0

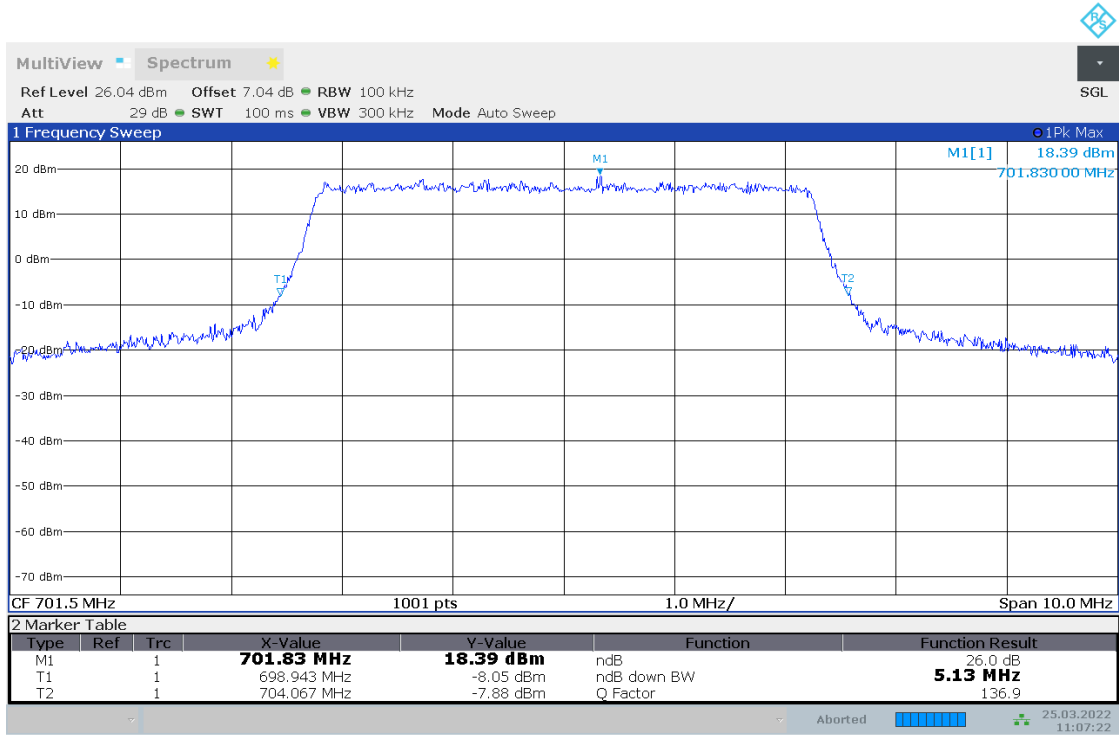


11:06:25 25.03.2022

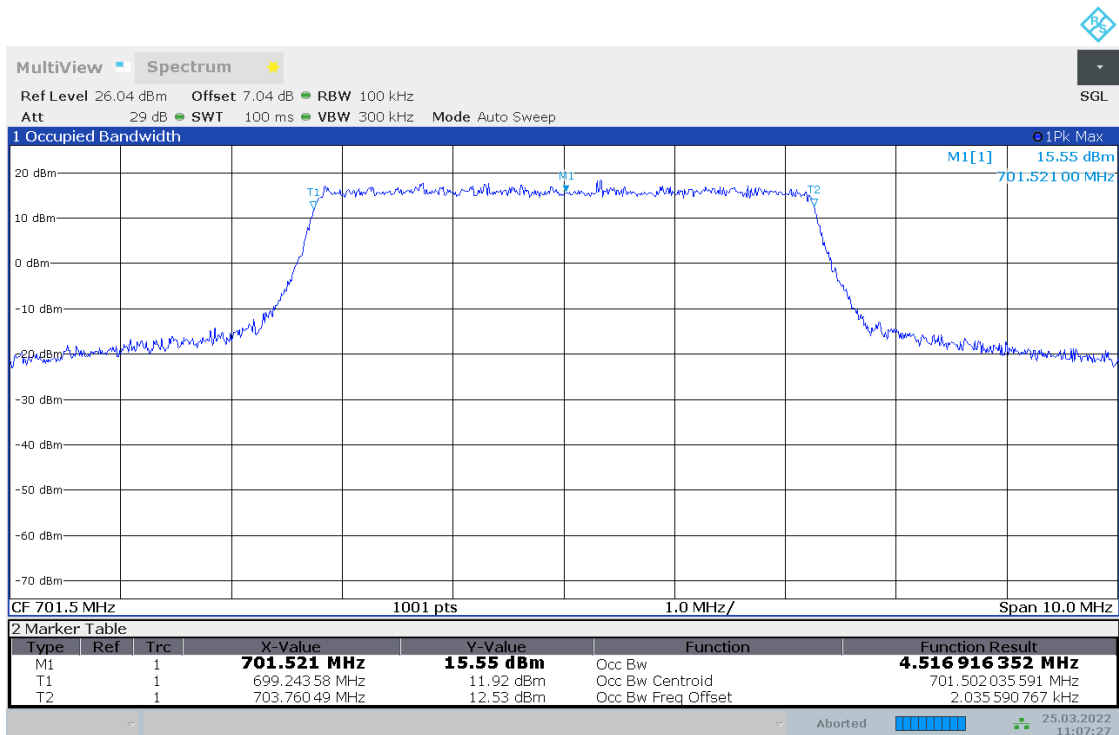


11:06:30 25.03.2022

4.2.31 TM3_5MHZ_LCH_RB25#0

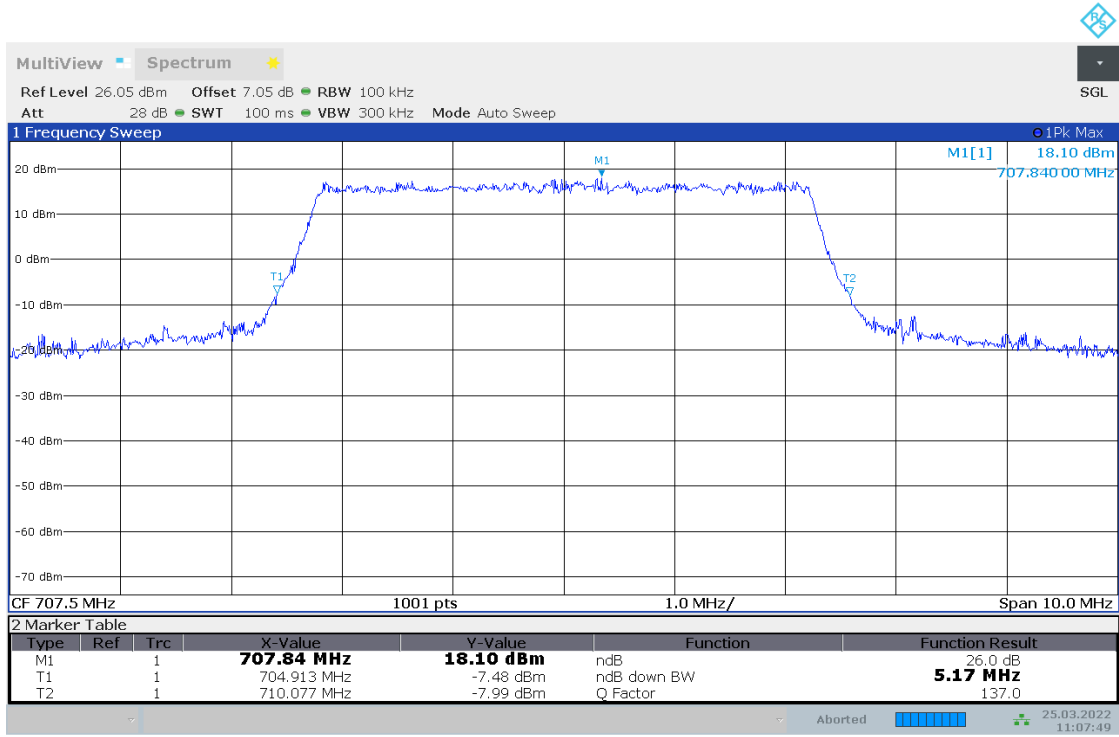


11:07:22 25.03.2022

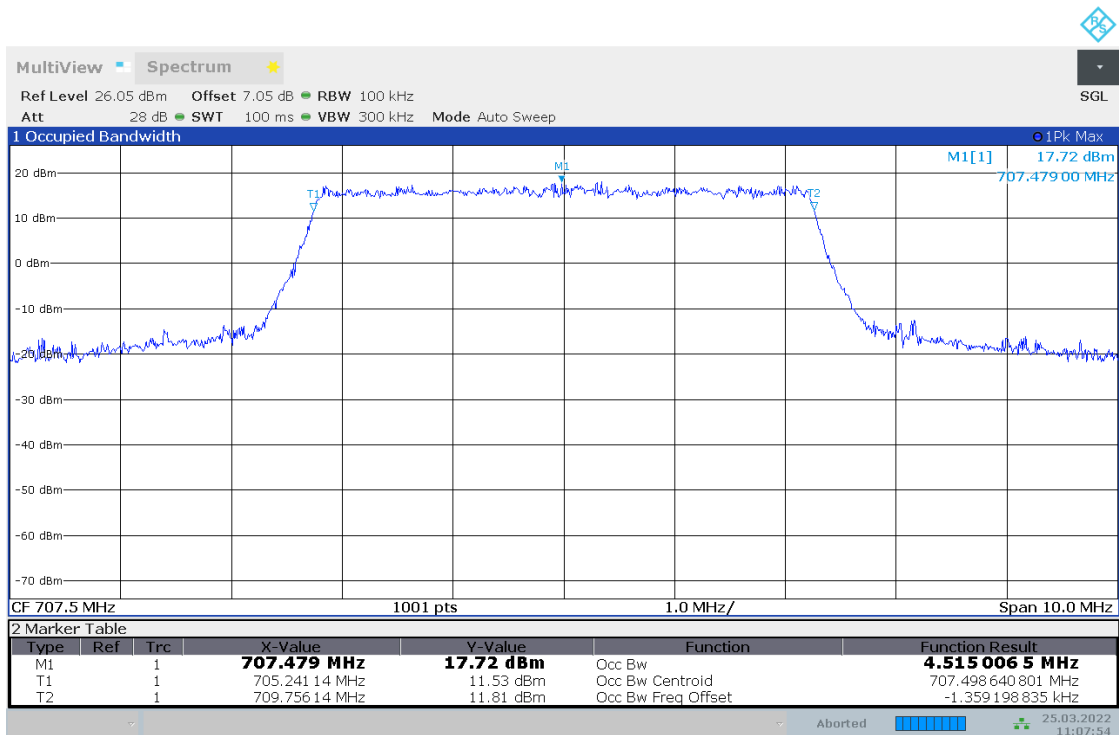


11:07:27 25.03.2022

4.2.32 TM3_5MHZ_MCH_RB25#0

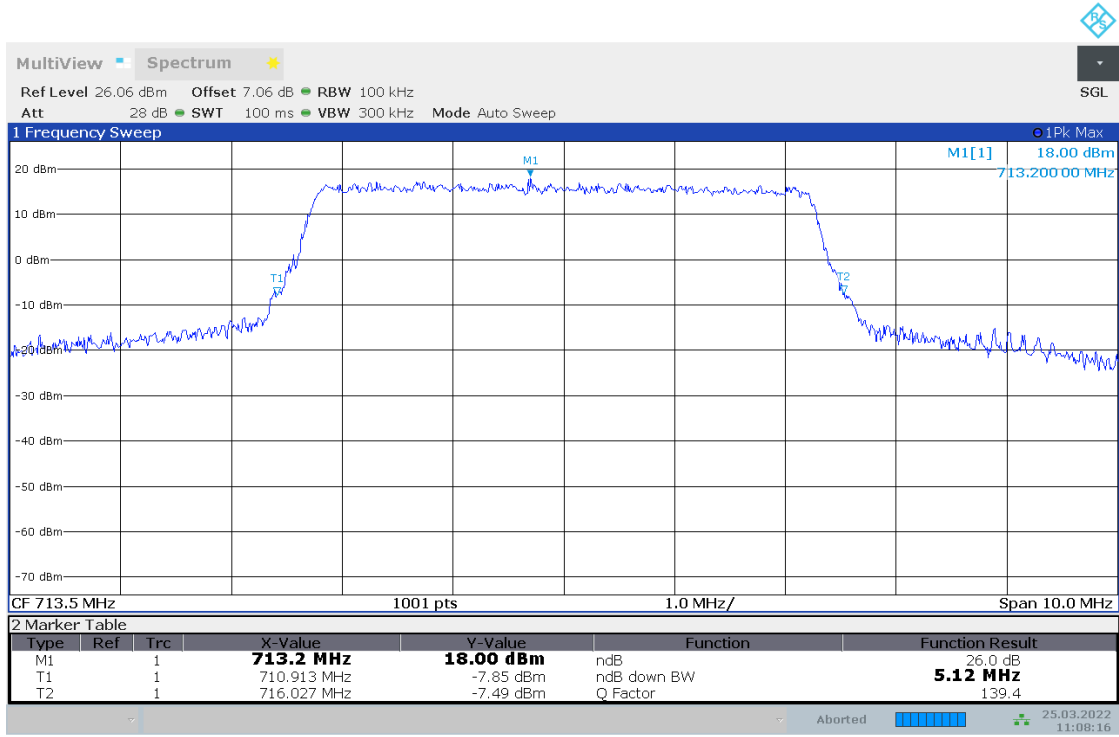


11:07:49 25.03.2022

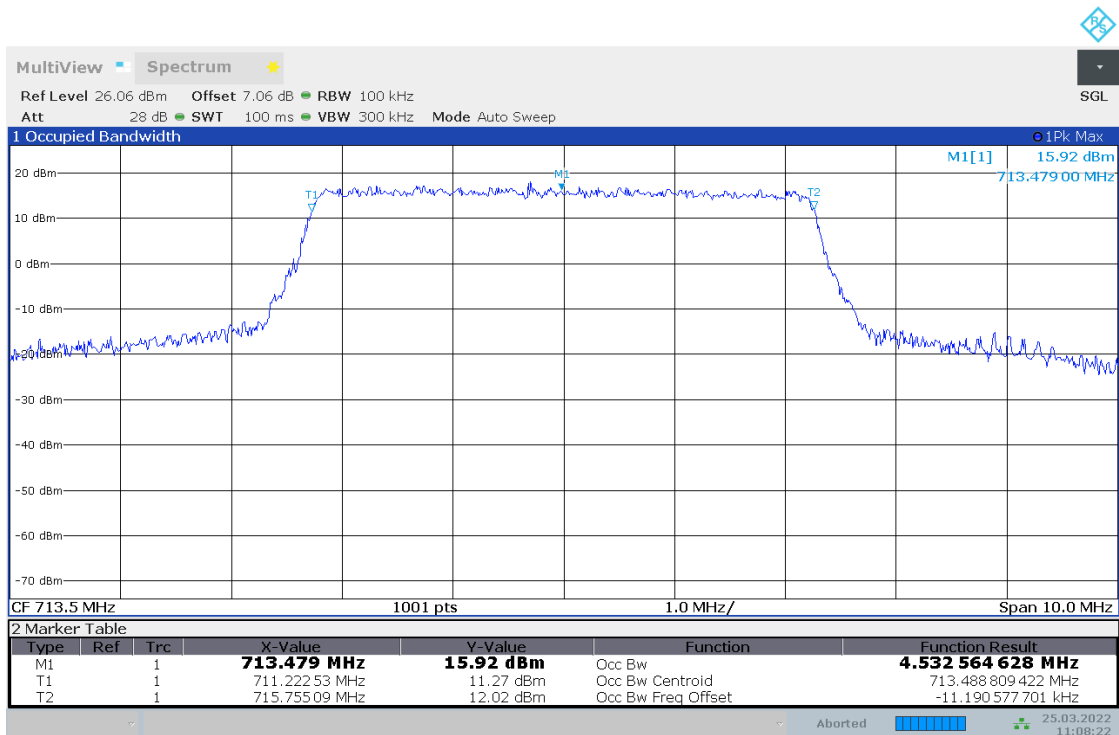


11:07:55 25.03.2022

4.2.33 TM3_5MHZ_HCH_RB25#0

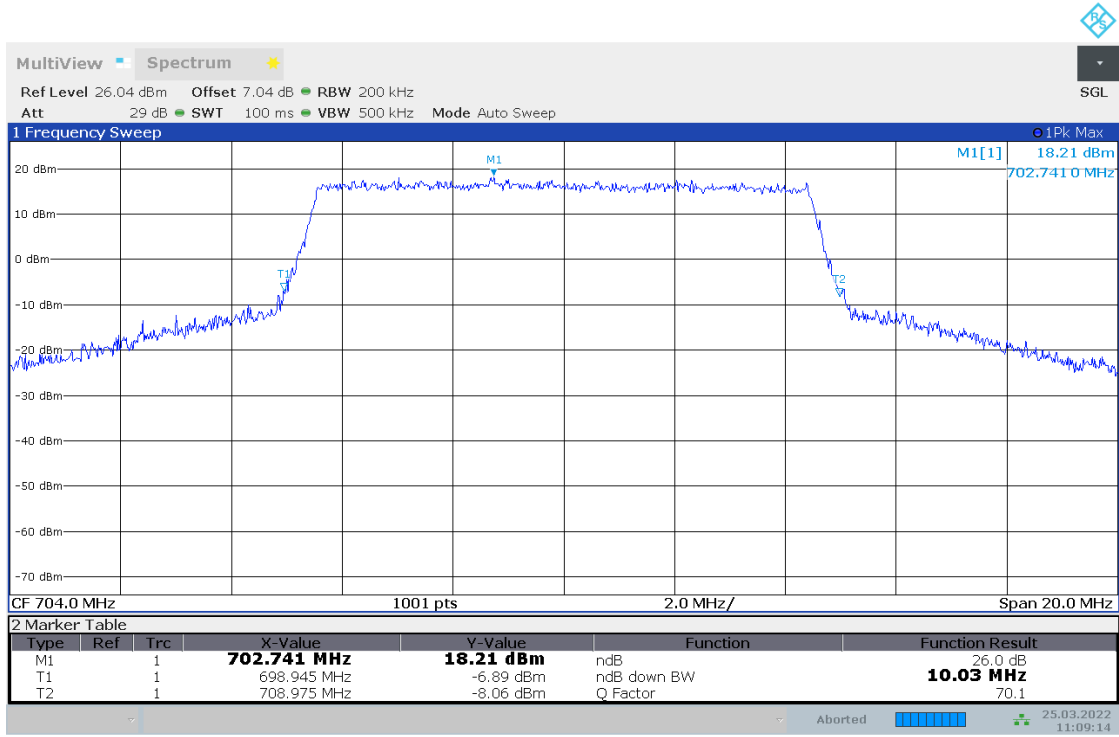


11:08:17 25.03.2022

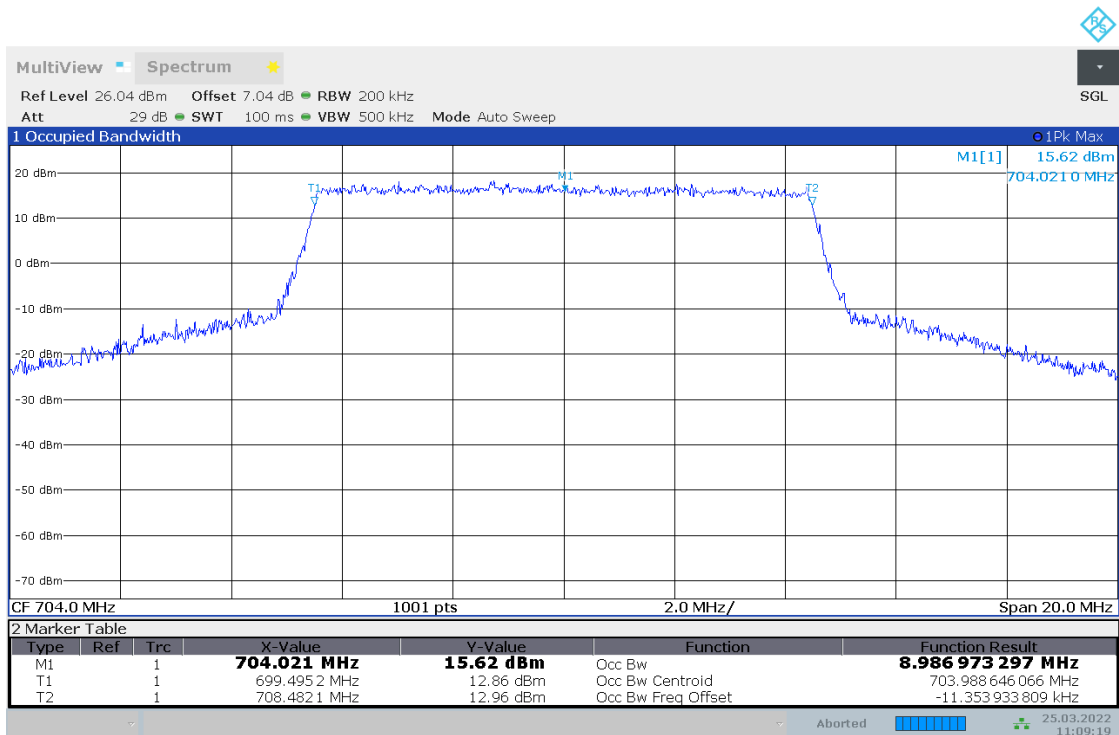


11:08:22 25.03.2022

4.2.34 TM3_10MHZ_LCH_RB50#0

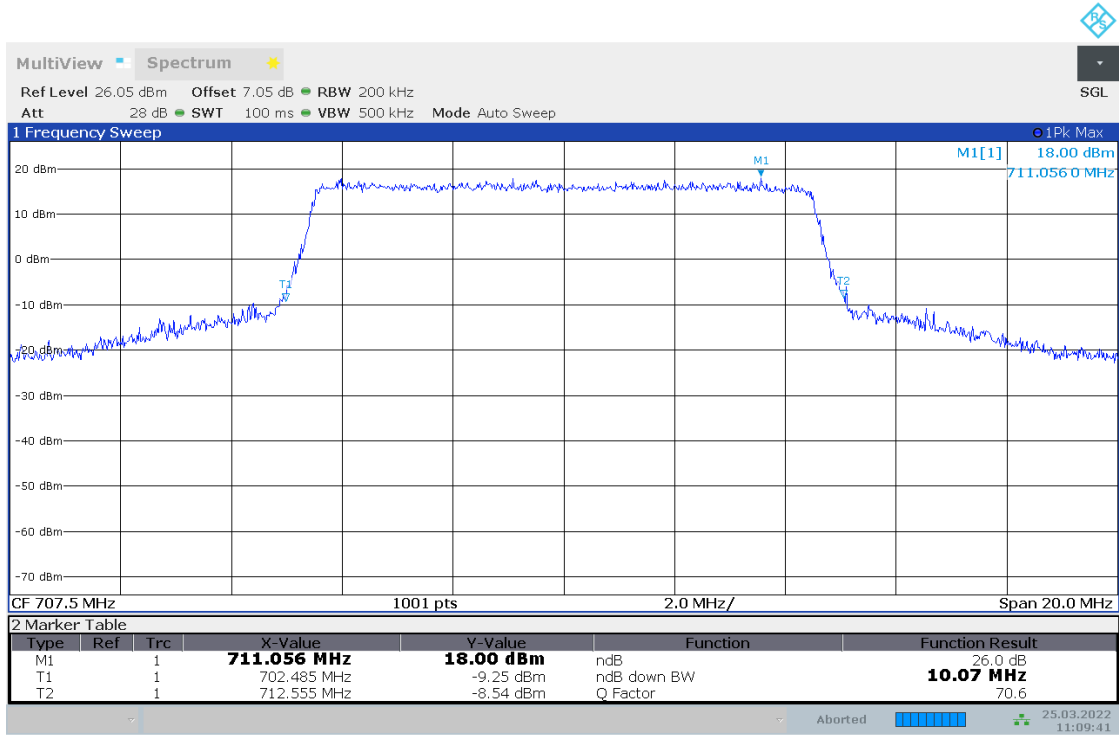


11:09:14 25.03.2022

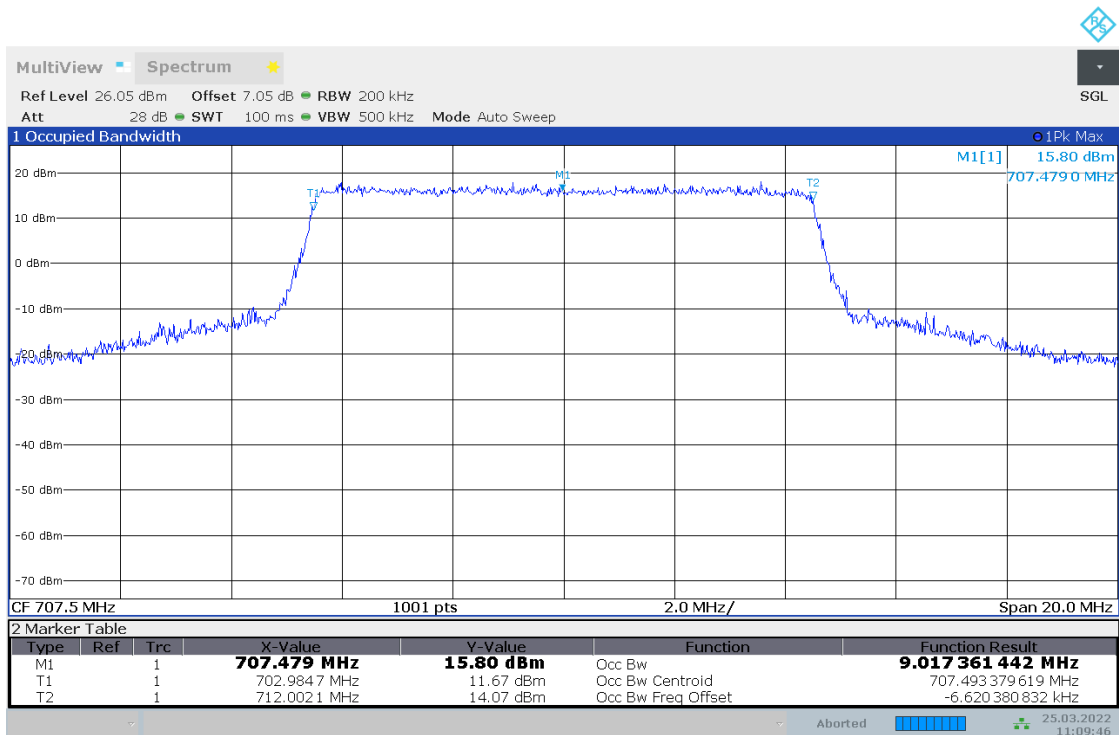


11:09:19 25.03.2022

4.2.35 TM3_10MHZ_MCH_RB50#0

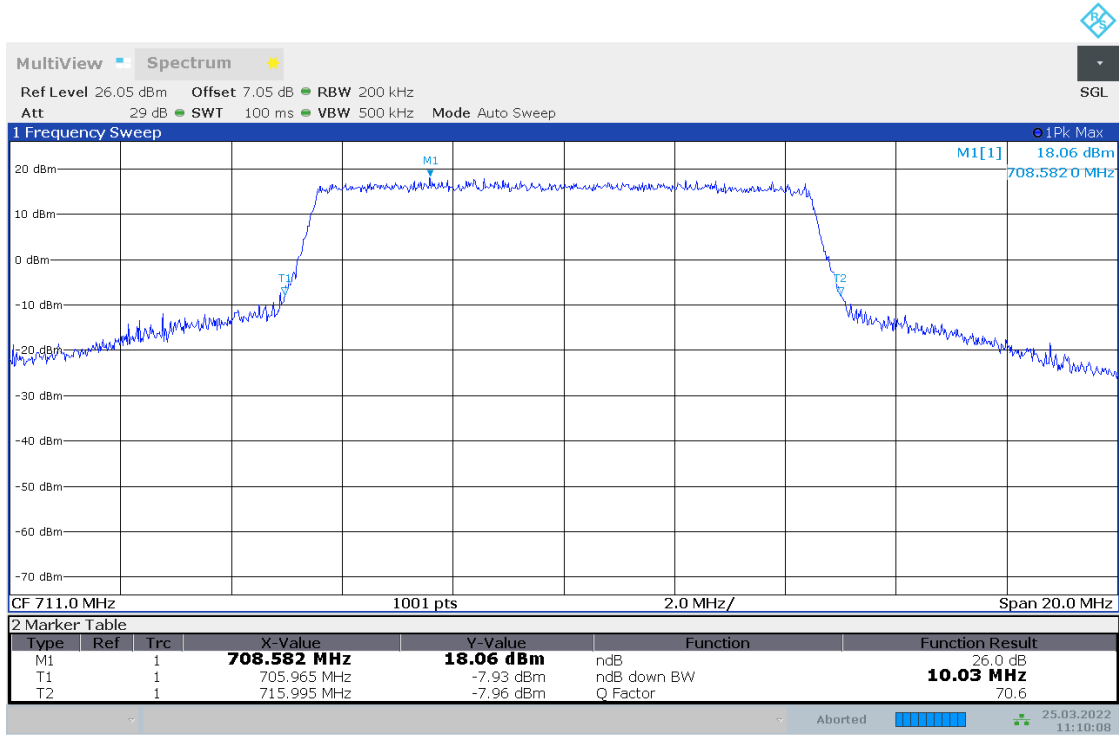


11:09:41 25.03.2022

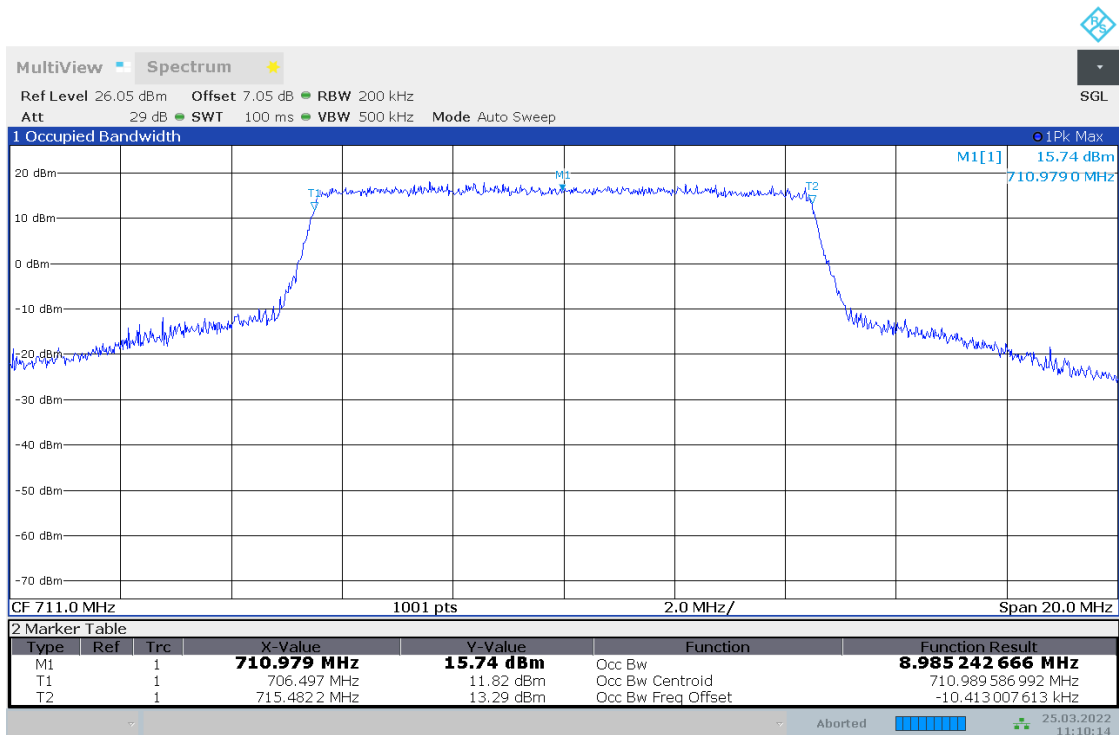


11:09:47 25.03.2022

4.2.36 TM3_10MHZ_HCH_RB50#0



11:10:09 25.03.2022



11:10:14 25.03.2022

5. APPENDIX E - BAND EDGES COMPLIANCE

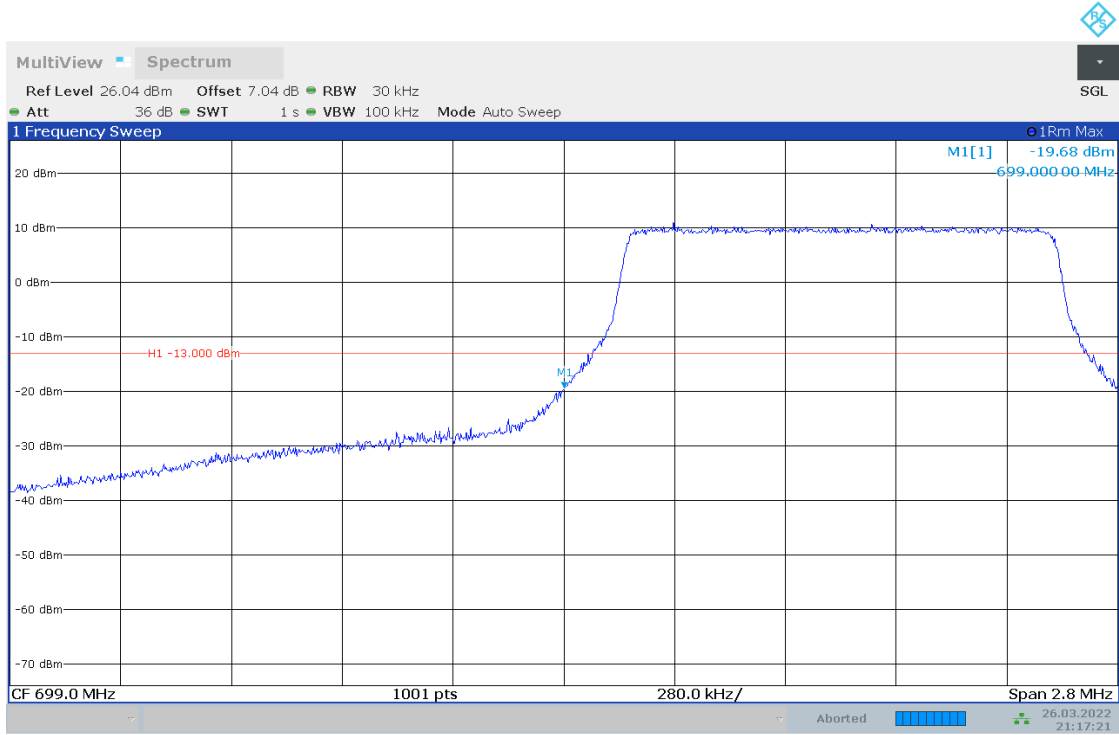
5.1 TEST RESULTS

Band Edges Compliance					
Test Mode	Test Bandwidth [MHz]	Test Channel	Test RB	Modulation	Verdict
TM1	1.4	LCH	RB6#0	QPSK	PASS
			RB1#0	QPSK	PASS
			RB1#5	QPSK	PASS
		HCH	RB6#0	QPSK	PASS
			RB1#0	QPSK	PASS
			RB1#5	QPSK	PASS
	5	LCH	RB25#0	QPSK	PASS
			RB1#0	QPSK	PASS
			RB1#24	QPSK	PASS
		HCH	RB25#0	QPSK	PASS
			RB1#0	QPSK	PASS
			RB1#24	QPSK	PASS
	10	LCH	RB50#0	QPSK	PASS
			RB1#0	QPSK	PASS
			RB1#49	QPSK	PASS
HCH		RB50#0	QPSK	PASS	
		RB1#0	QPSK	PASS	
		RB1#49	QPSK	PASS	
TM2	1.4	LCH	RB6#0	16QAM	PASS
			RB1#0	16QAM	PASS
			RB1#5	16QAM	PASS
		HCH	RB6#0	16QAM	PASS
			RB1#0	16QAM	PASS
			RB1#5	16QAM	PASS
	5	LCH	RB25#0	16QAM	PASS
			RB1#0	16QAM	PASS
			RB1#24	16QAM	PASS
		HCH	RB25#0	16QAM	PASS
			RB1#0	16QAM	PASS
			RB1#24	16QAM	PASS
	10	LCH	RB50#0	16QAM	PASS
			RB1#0	16QAM	PASS
			RB1#49	16QAM	PASS
HCH		RB50#0	16QAM	PASS	
		RB1#0	16QAM	PASS	
		RB1#49	16QAM	PASS	

Band Edges Compliance					
Test Mode	Test Bandwidth [MHz]	Test Channel	Test RB	Modulation	Verdict
TM3	1.4	LCH	RB6#0	64QAM	PASS
			RB1#0	64QAM	PASS
			RB1#5	64QAM	PASS
		HCH	RB6#0	64QAM	PASS
			RB1#0	64QAM	PASS
			RB1#5	64QAM	PASS
	5	LCH	RB25#0	64QAM	PASS
			RB1#0	64QAM	PASS
			RB1#24	64QAM	PASS
		HCH	RB25#0	64QAM	PASS
			RB1#0	64QAM	PASS
			RB1#24	64QAM	PASS
	10	LCH	RB50#0	64QAM	PASS
			RB1#0	64QAM	PASS
			RB1#49	64QAM	PASS
		HCH	RB50#0	64QAM	PASS
			RB1#0	64QAM	PASS
			RB1#49	64QAM	PASS

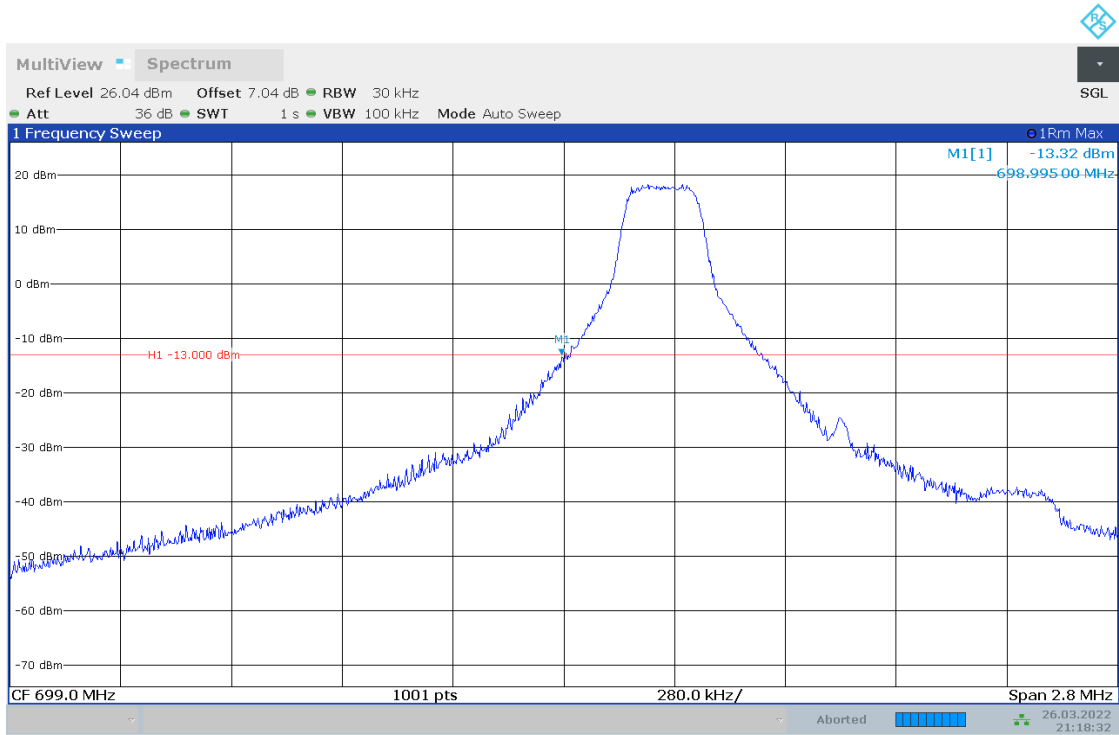
5.2 TEST PLOTS

5.2.1 TM1_1.4MHZ_LCH_RB6#0



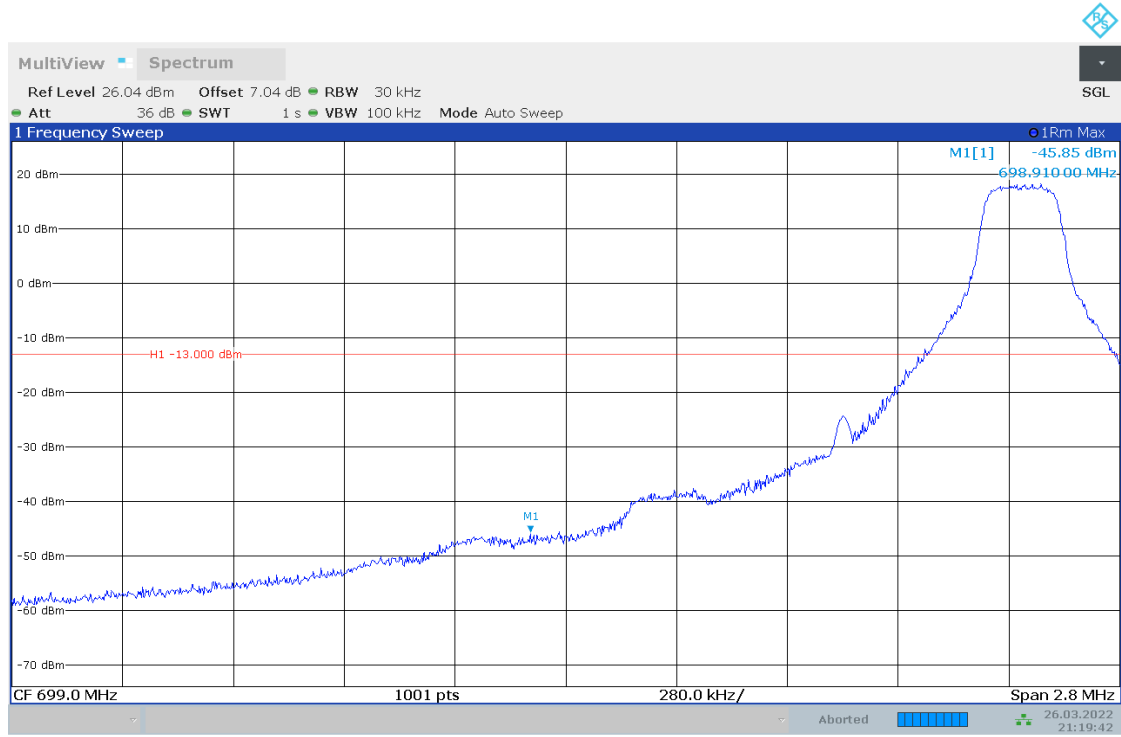
21:17:21 26.03.2022

5.2.2 TM1_1.4MHZ_LCH_RB1#0

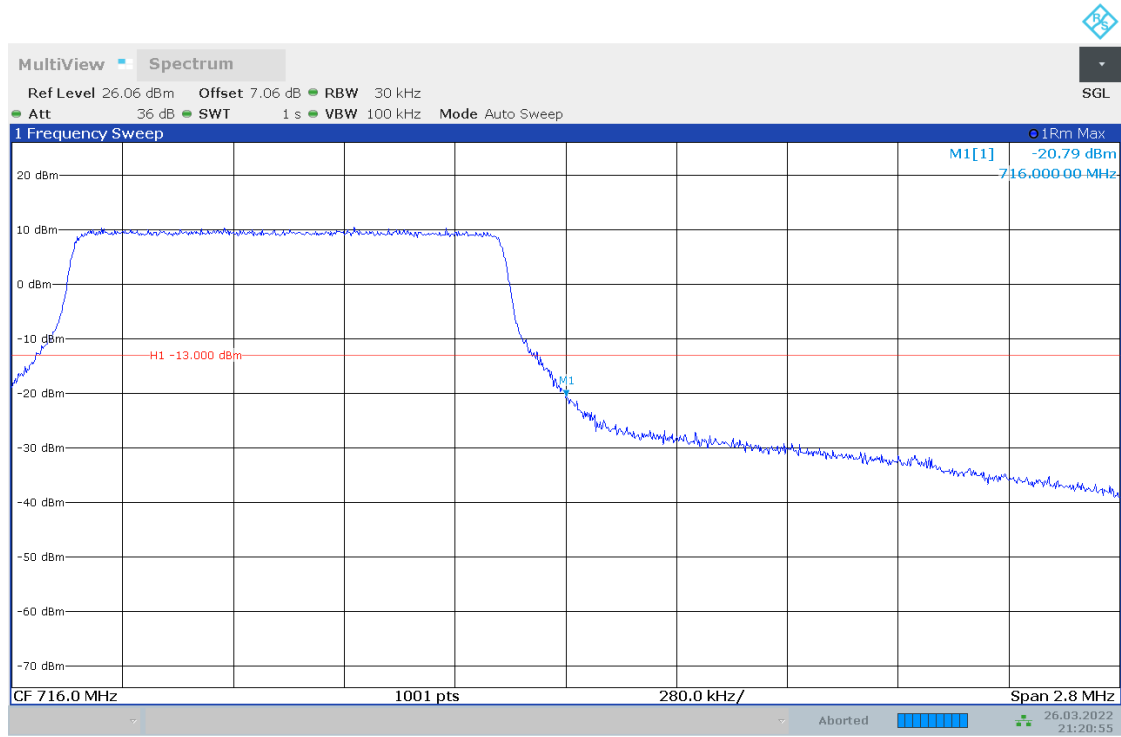


21:18:32 26.03.2022

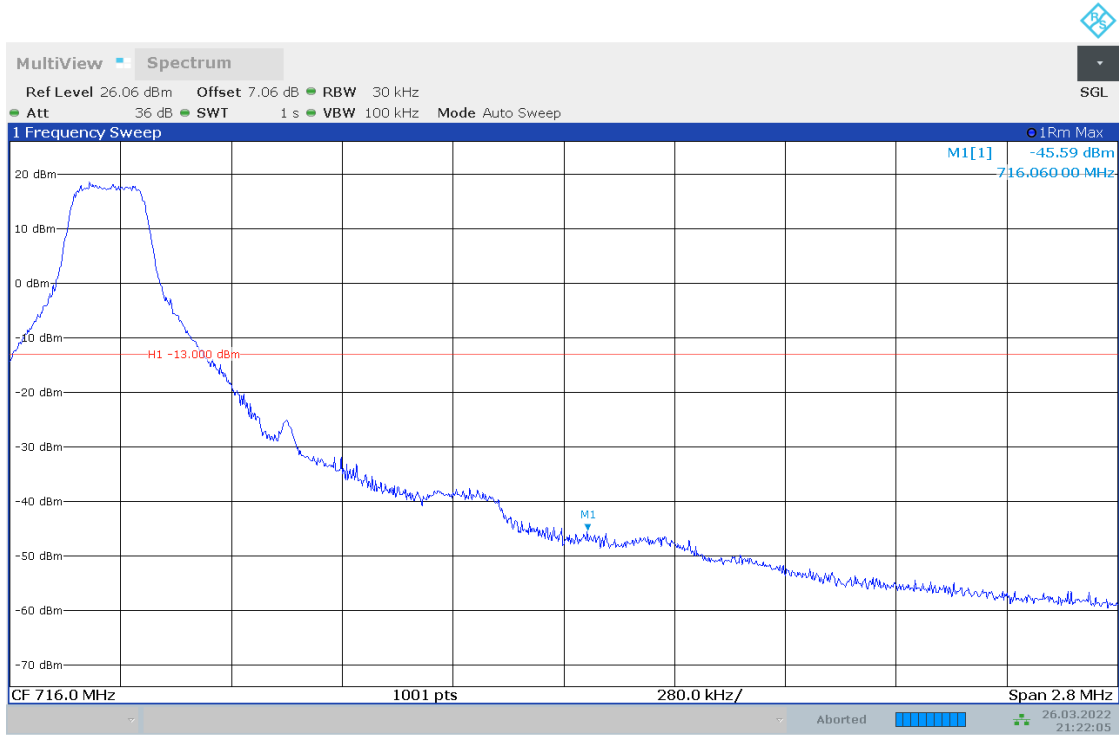
5.2.3 TM1_1.4MHZ_LCH_RB1#5



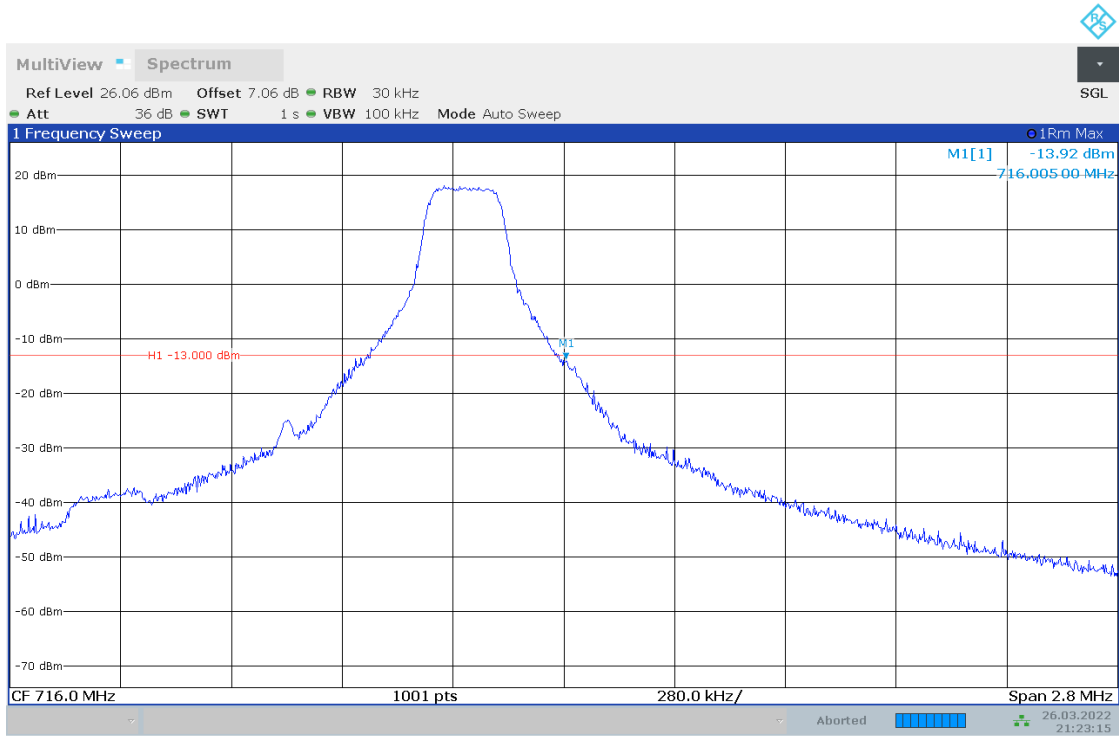
5.2.4 TM1_1.4MHZ_HCH_RB6#0



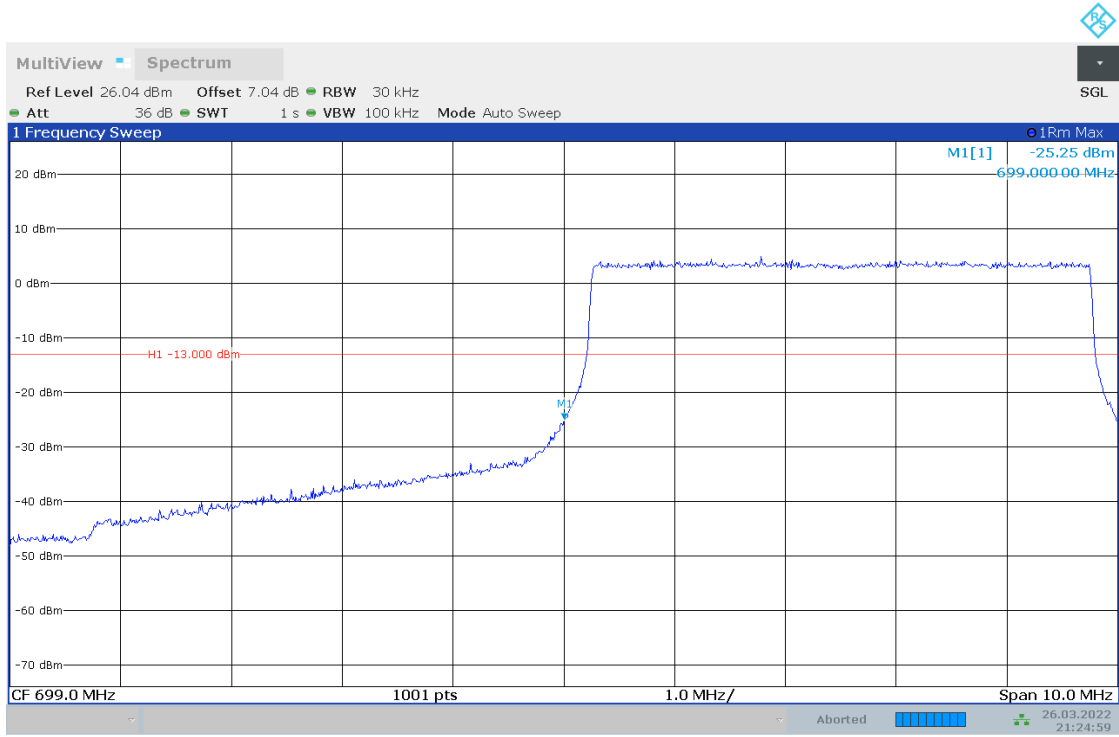
5.2.5 TM1_1.4MHZ_HCH_RB1#0



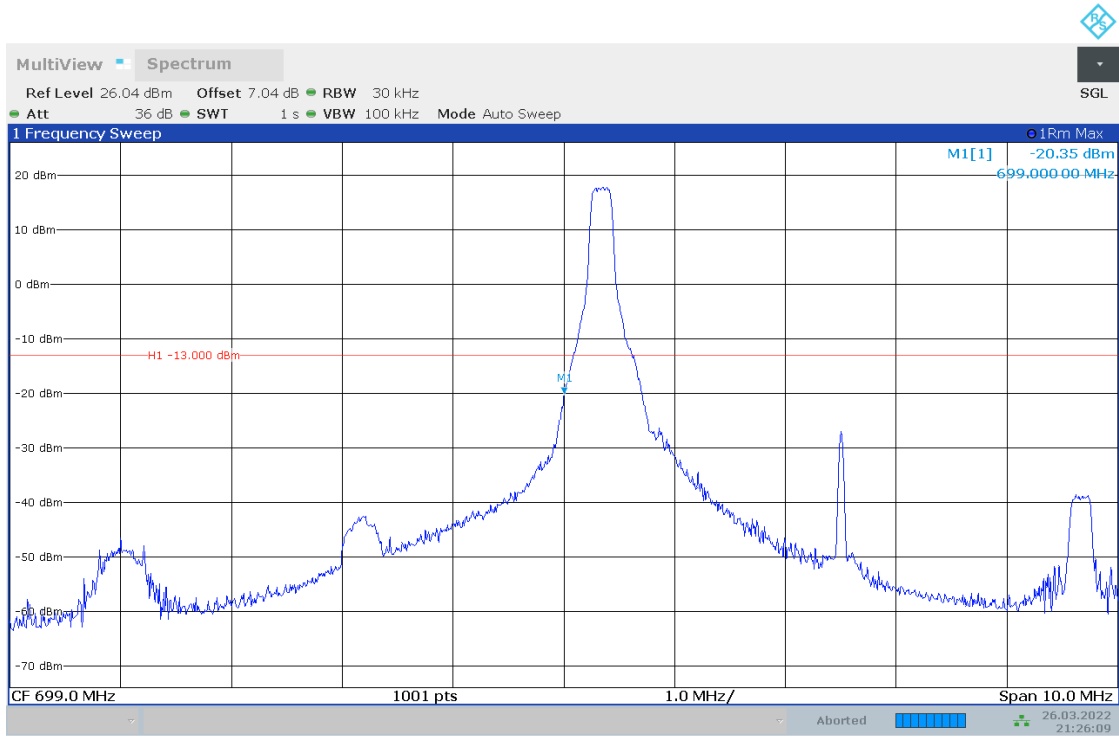
5.2.6 TM1_1.4MHZ_HCH_RB1#5



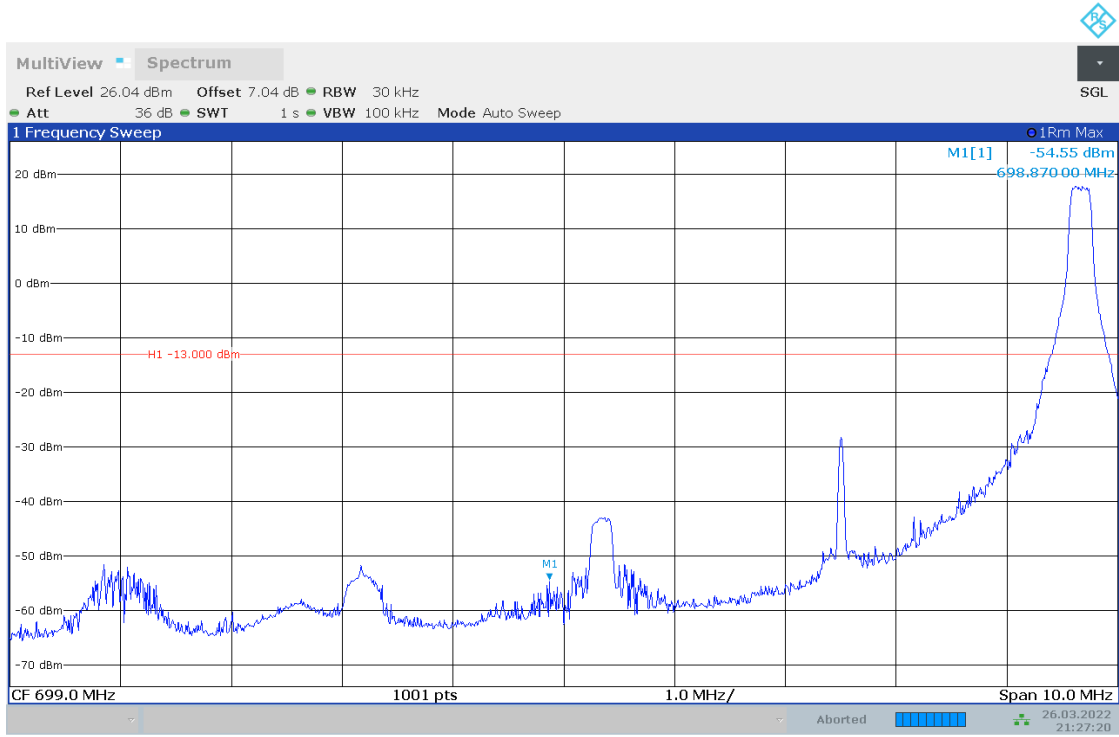
5.2.7 TM1_5MHZ_LCH_RB25#0



5.2.8 TM1_5MHZ_LCH_RB1#0

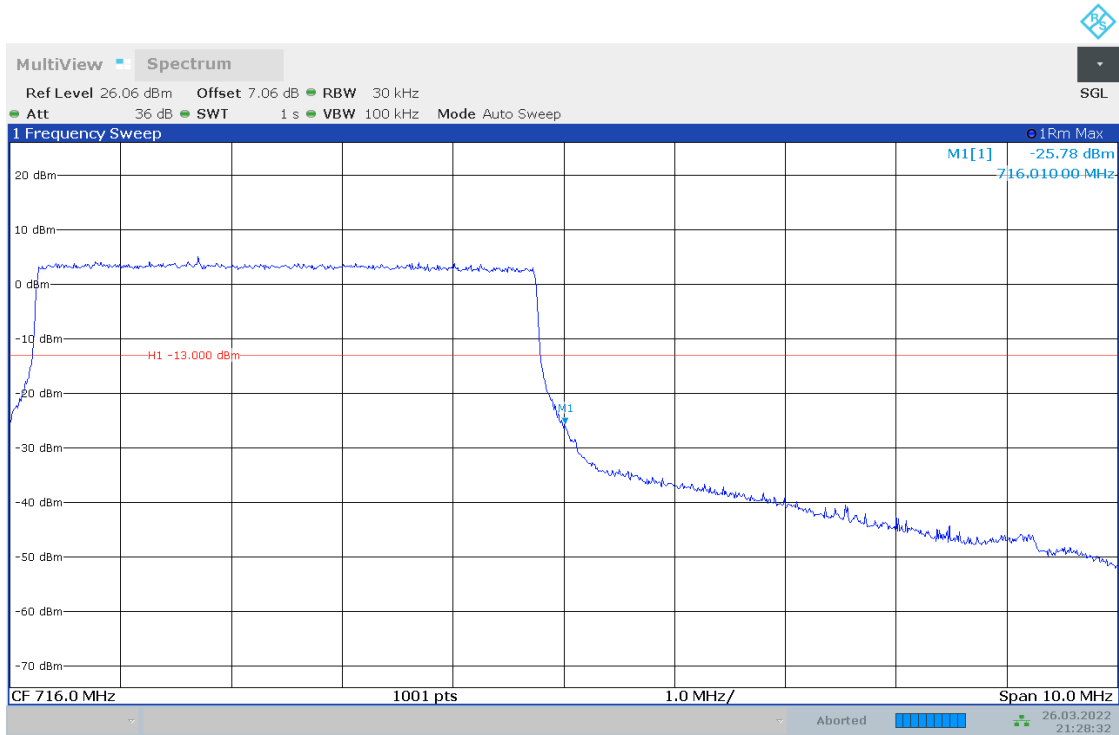


5.2.9 TM1_5MHZ_LCH_RB1#24



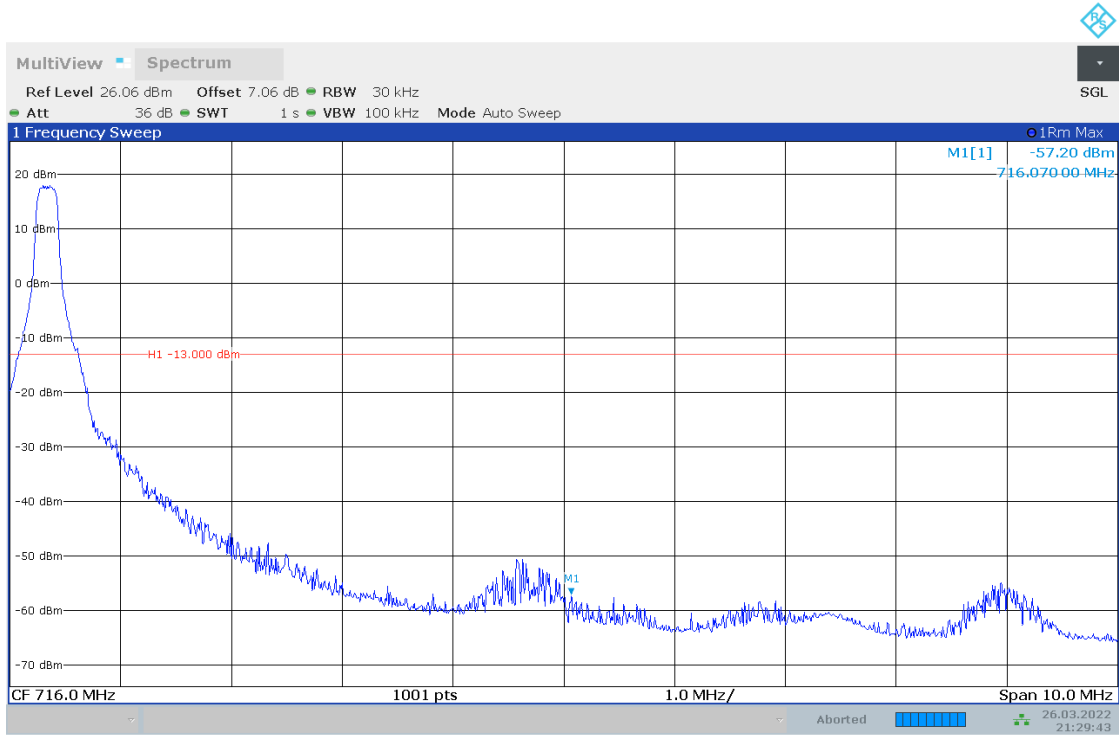
21:27:20 26.03.2022

5.2.10 TM1_5MHZ_HCH_RB25#0

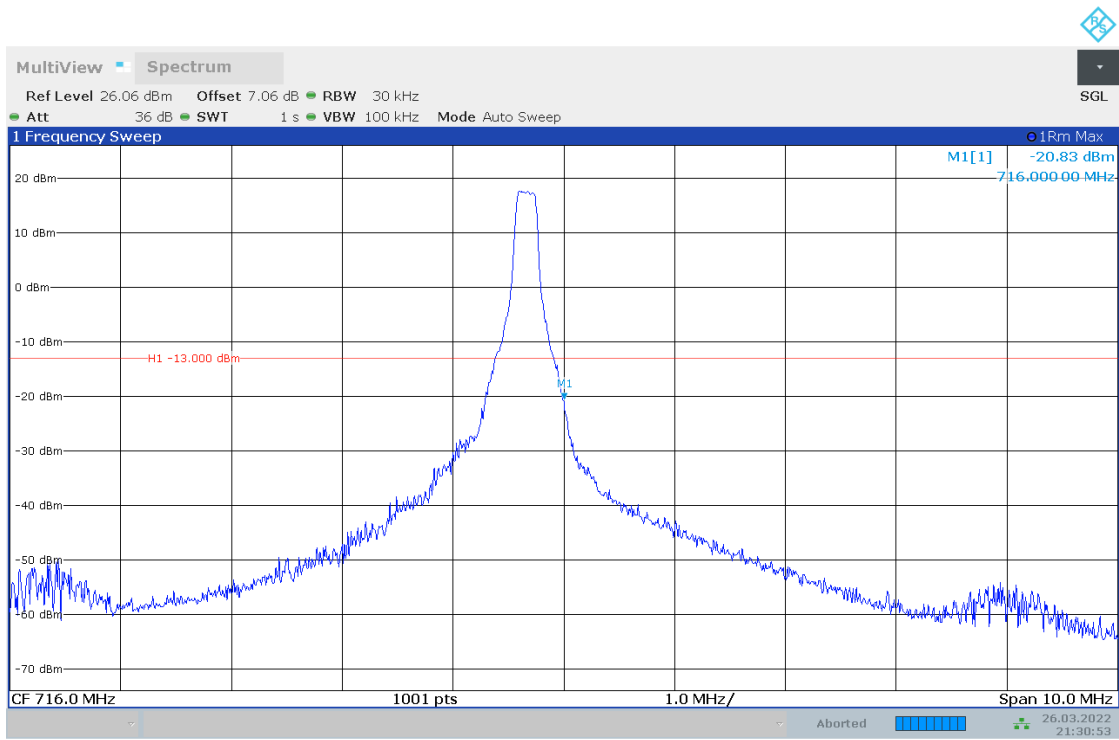


21:28:32 26.03.2022

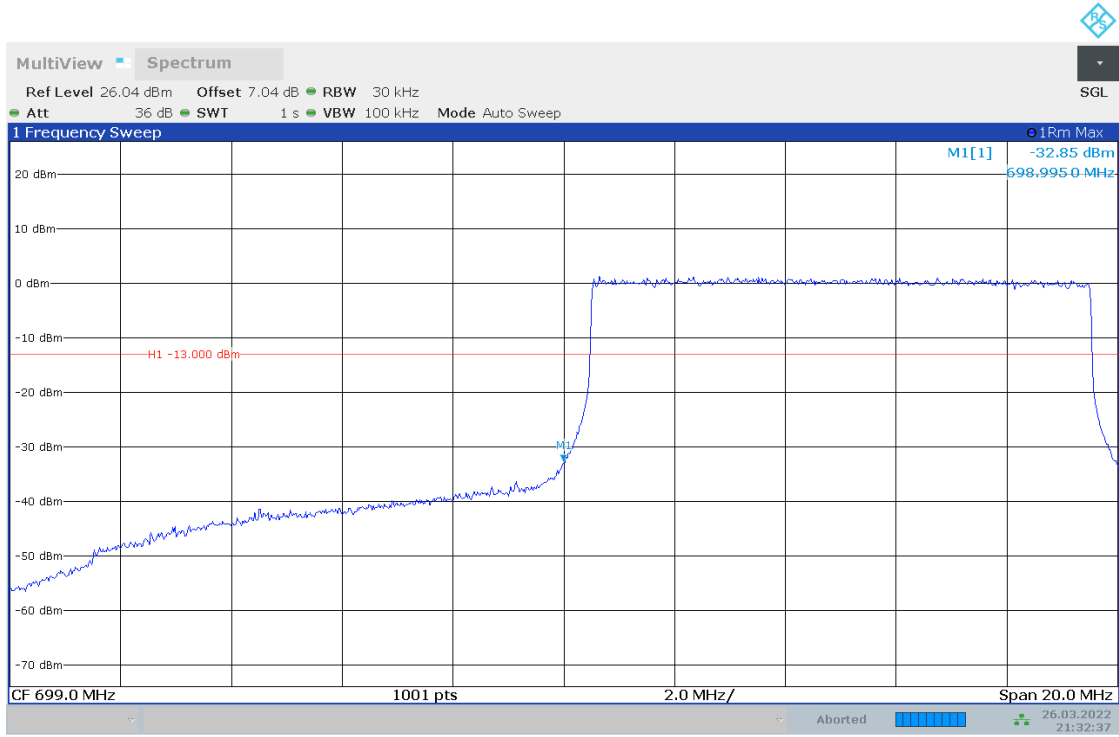
5.2.11 TM1_5MHZ_HCH_RB1#0



5.2.12 TM1_5MHZ_HCH_RB1#24

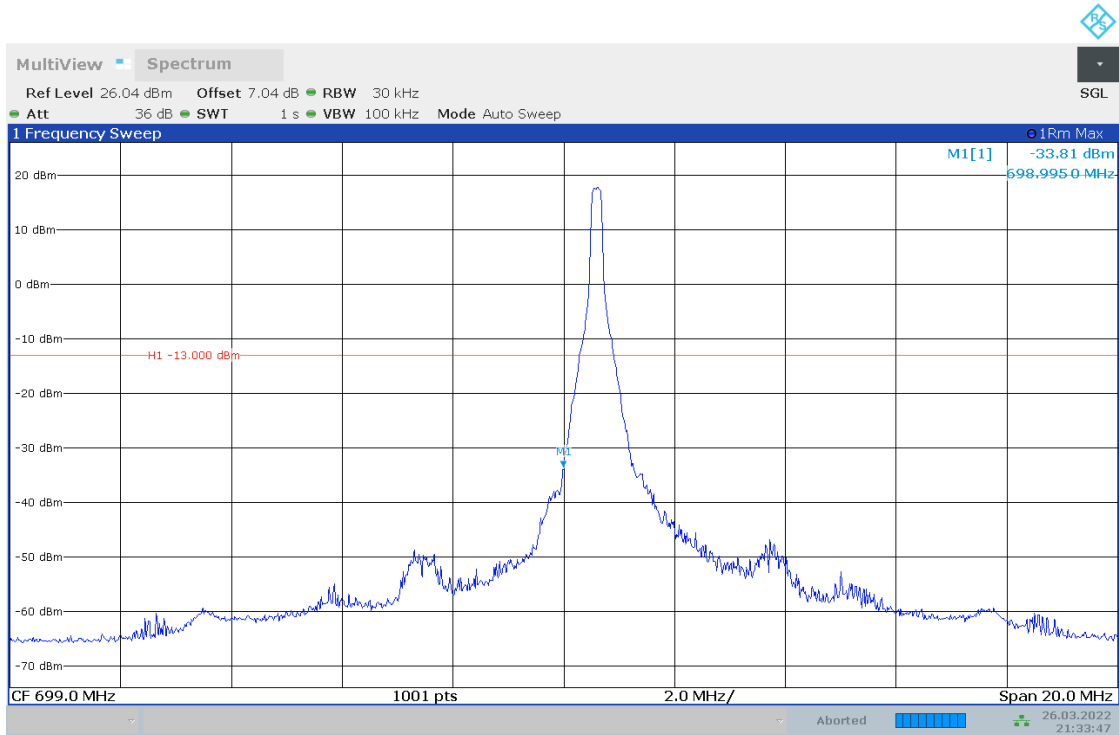


5.2.13 TM1_10MHZ_LCH_RB50#0



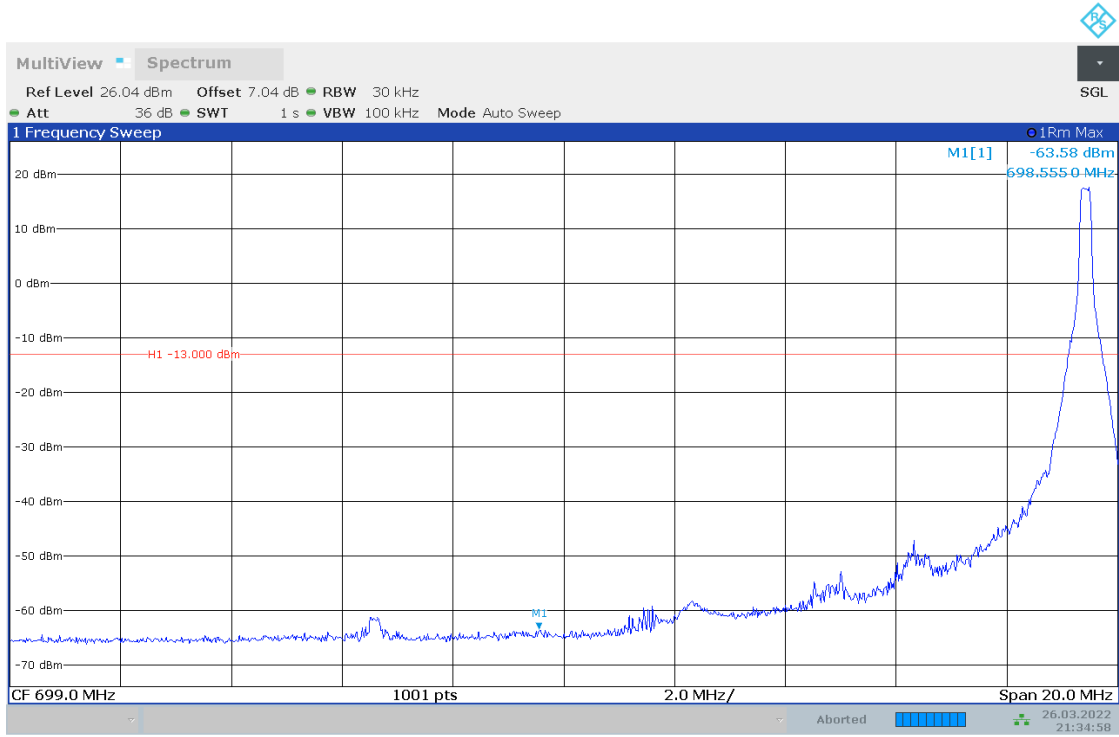
21:32:37 26.03.2022

5.2.14 TM1_10MHZ_LCH_RB1#0



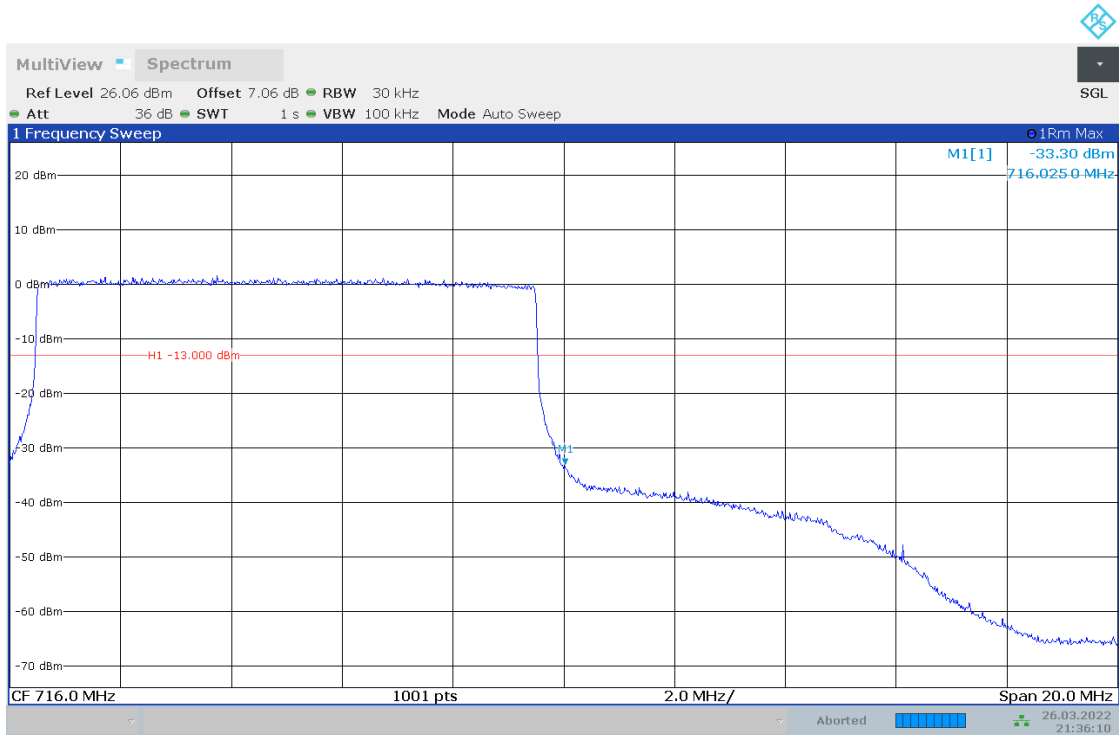
21:33:48 26.03.2022

5.2.15 TM1_10MHZ_LCH_RB1#49



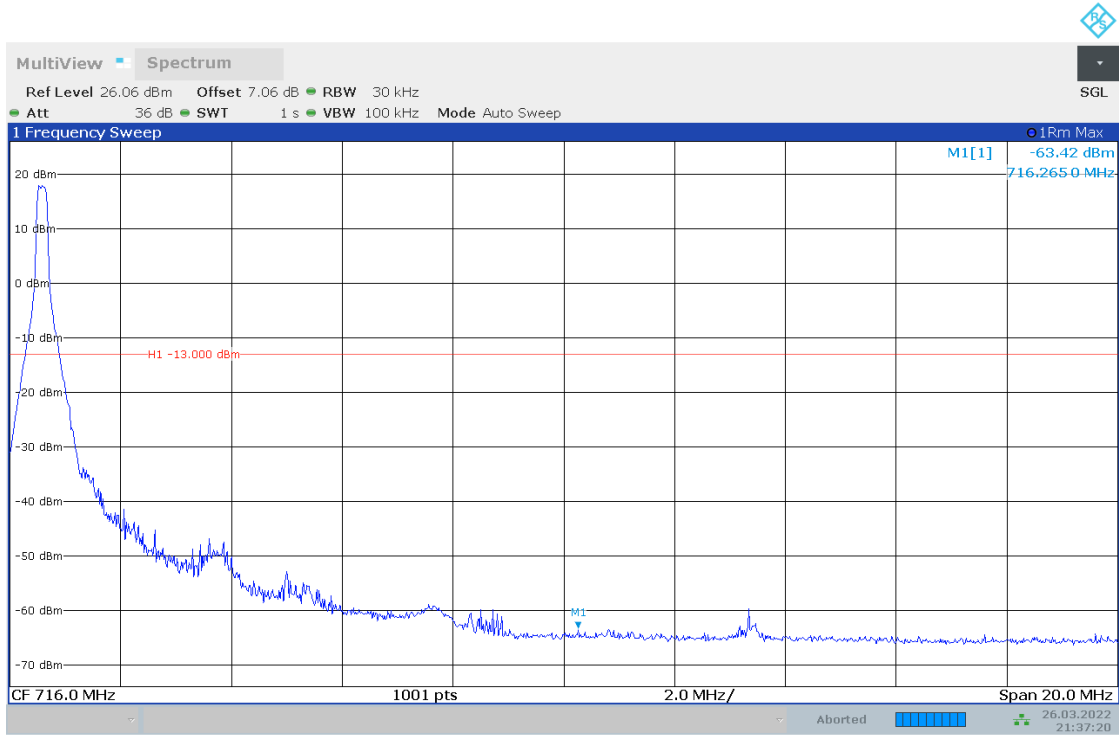
21:34:58 26.03.2022

5.2.16 TM1_10MHZ_HCH_RB50#0



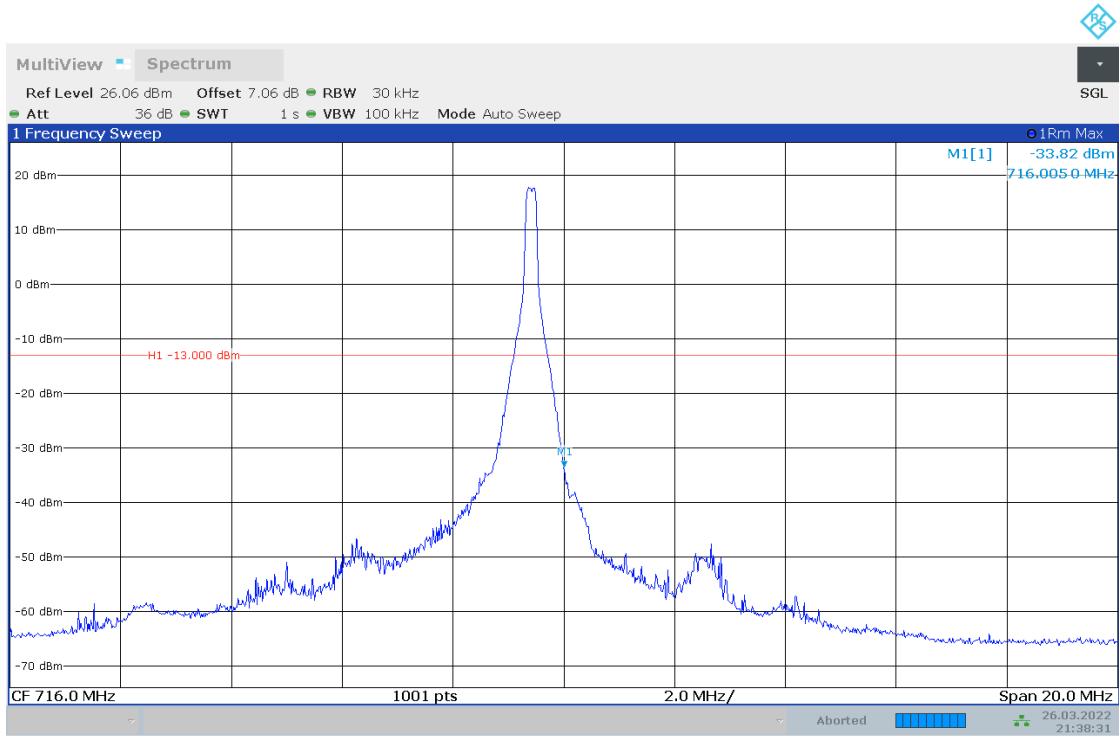
21:36:10 26.03.2022

5.2.17 TM1_10MHZ_HCH_RB1#0



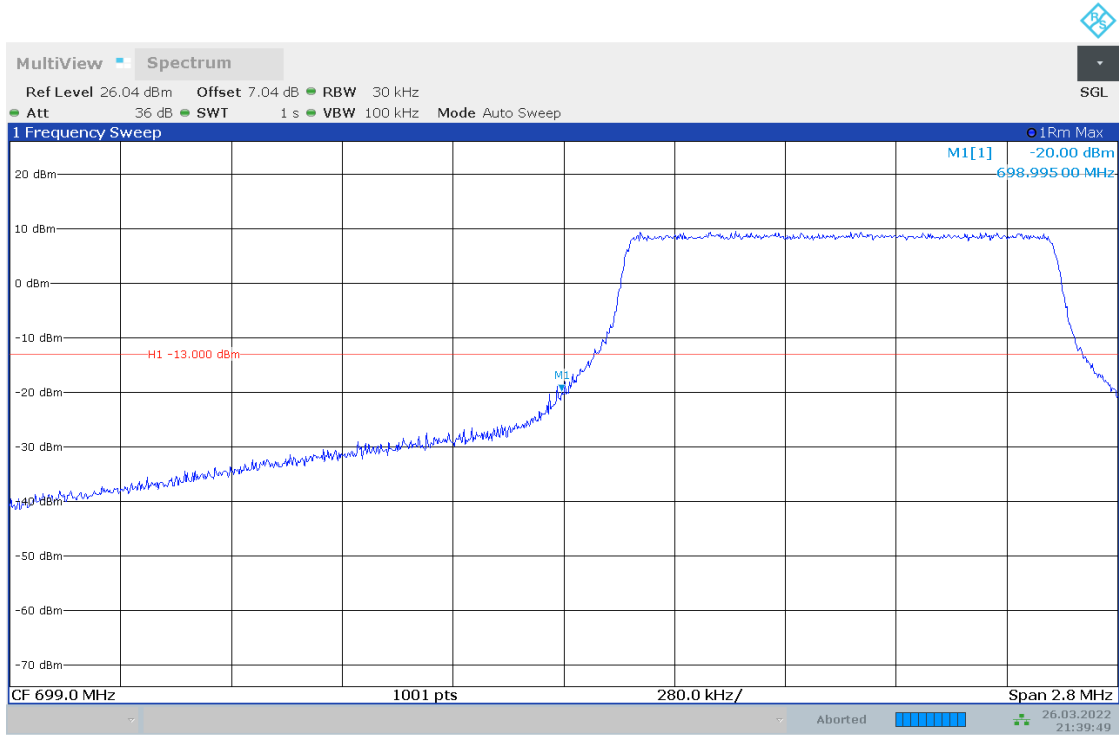
21:37:21 26.03.2022

5.2.18 TM1_10MHZ_HCH_RB1#49



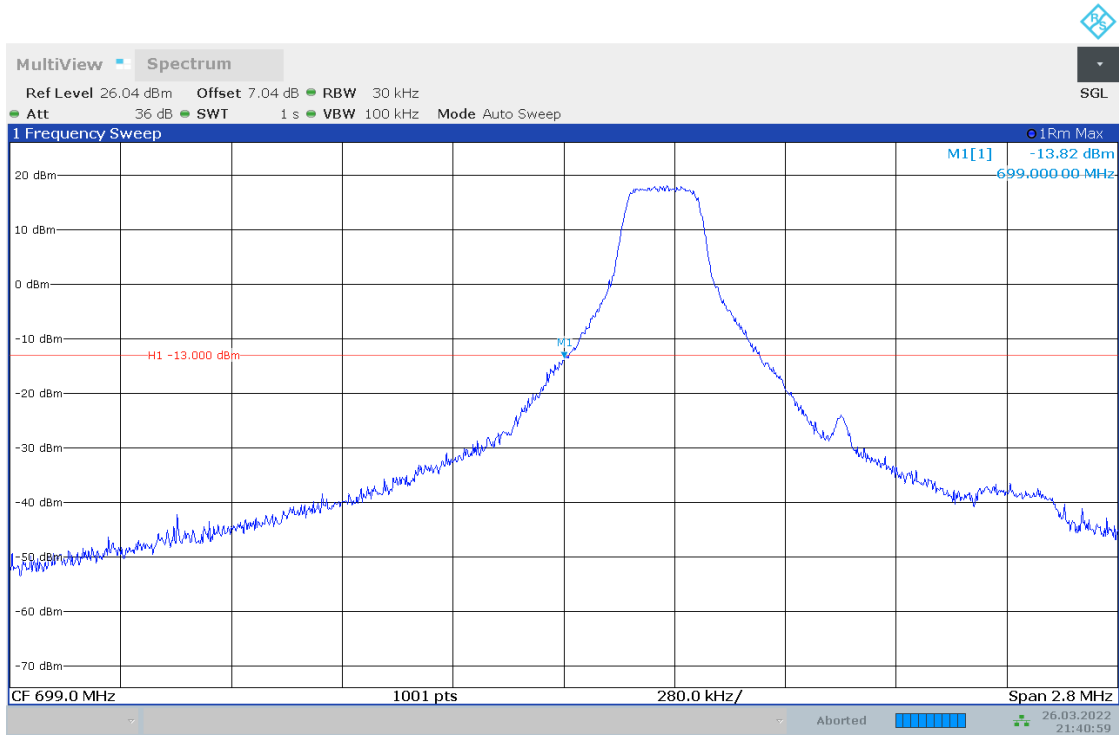
21:38:31 26.03.2022

5.2.19 TM2_1.4MHZ_LCH_RB6#0



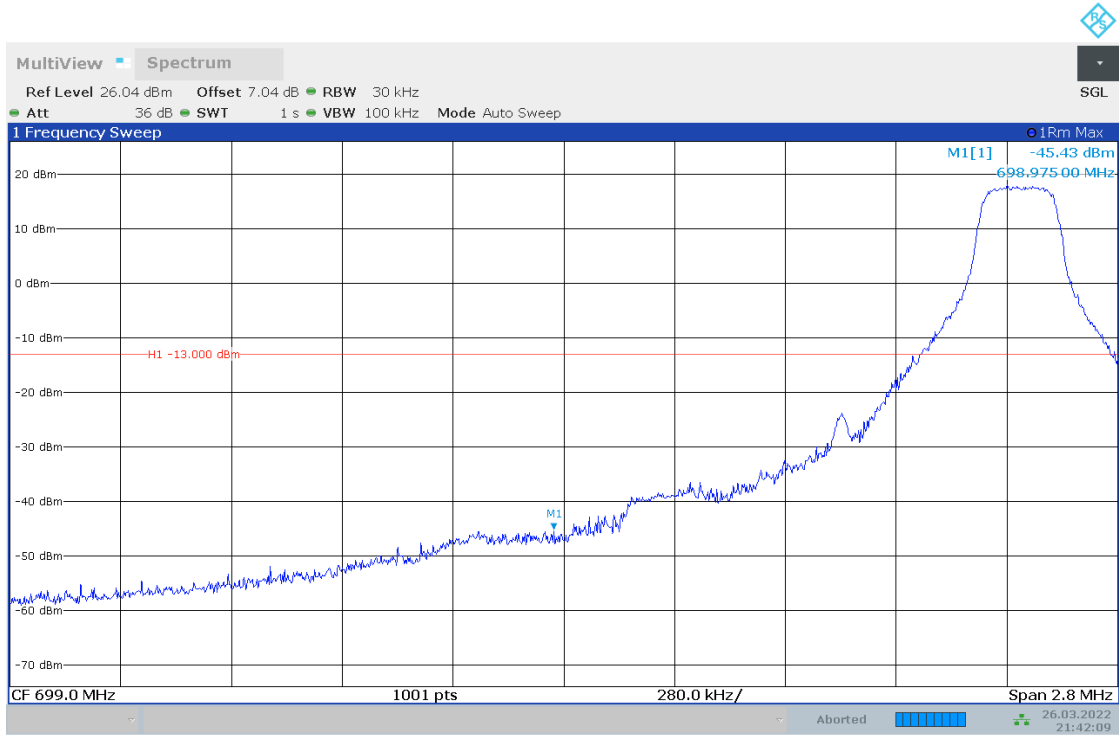
21:39:50 26.03.2022

5.2.20 TM2_1.4MHZ_LCH_RB1#0



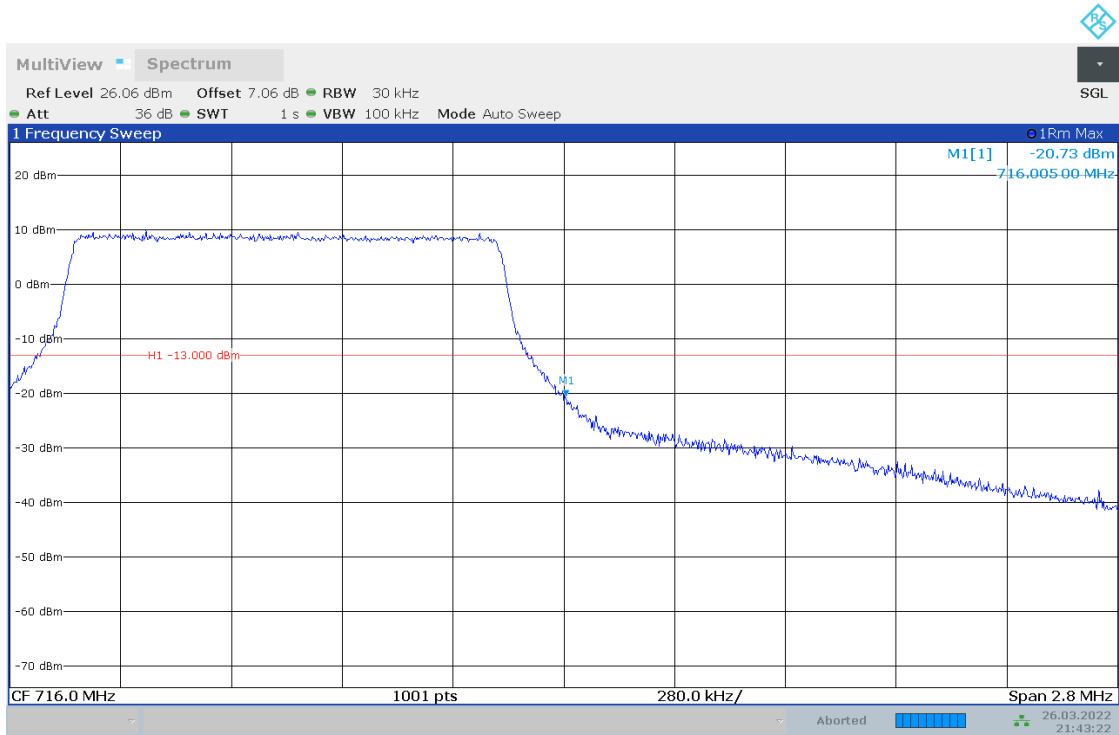
21:41:00 26.03.2022

5.2.21 TM2_1.4MHZ_LCH_RB1#5



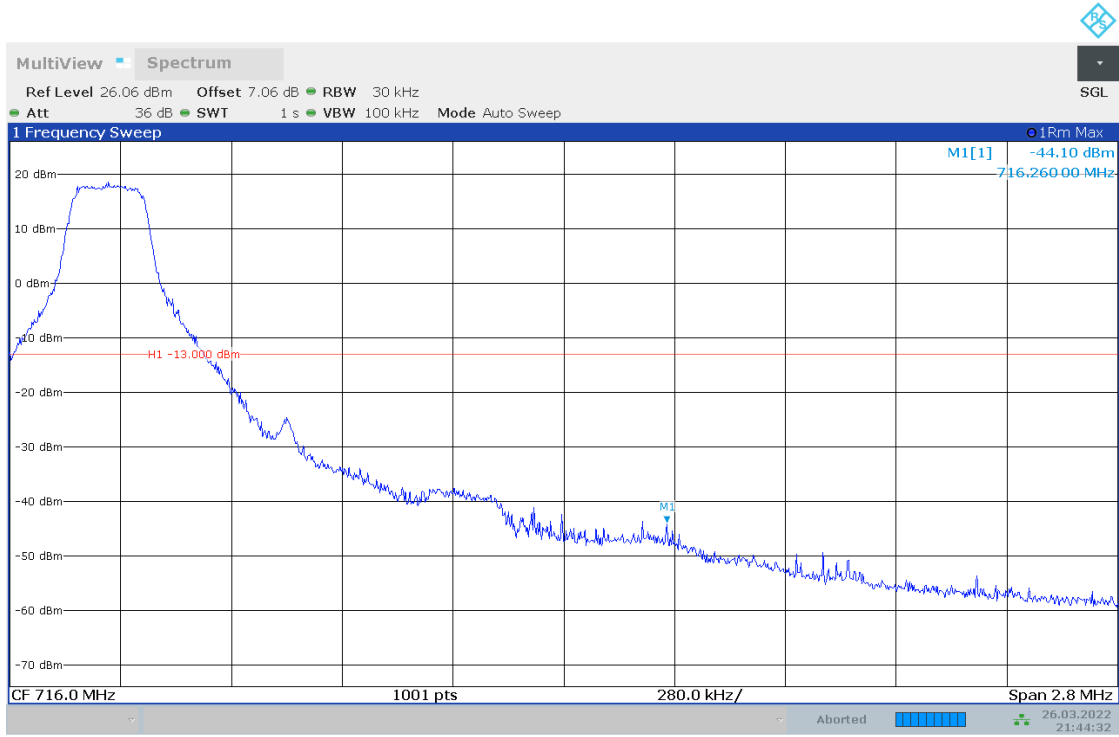
21:42:10 26.03.2022

5.2.22 TM2_1.4MHZ_HCH_RB6#0



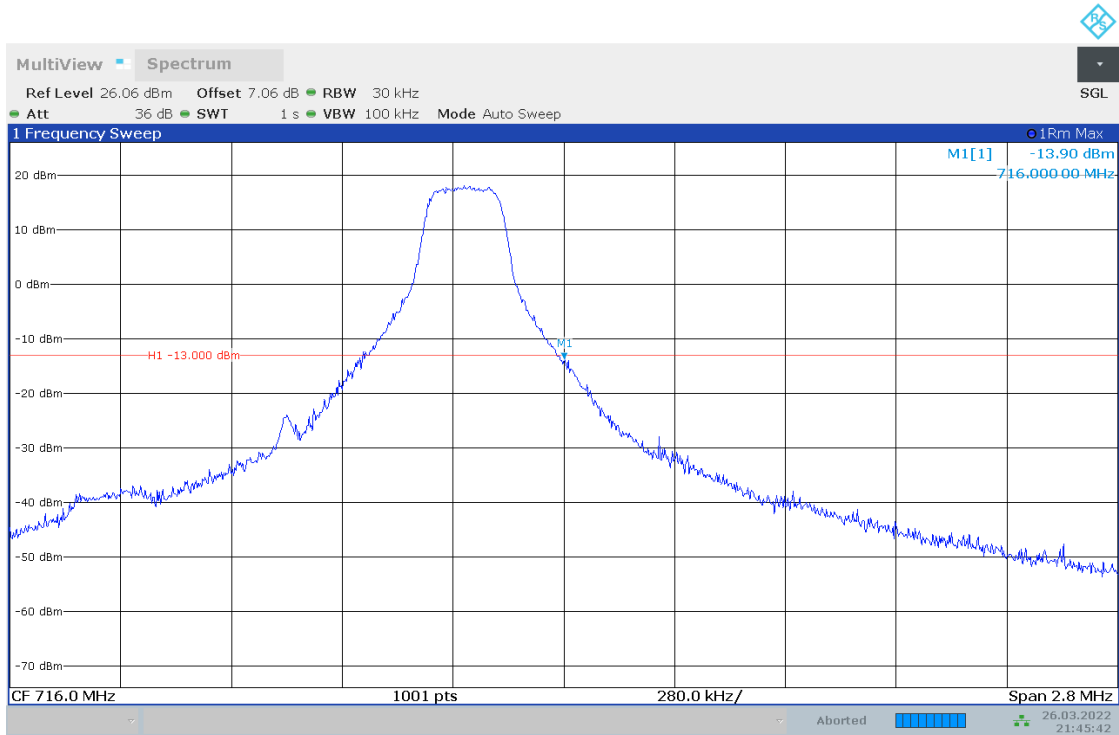
21:43:22 26.03.2022

5.2.23 TM2_1.4MHZ_HCH_RB1#0



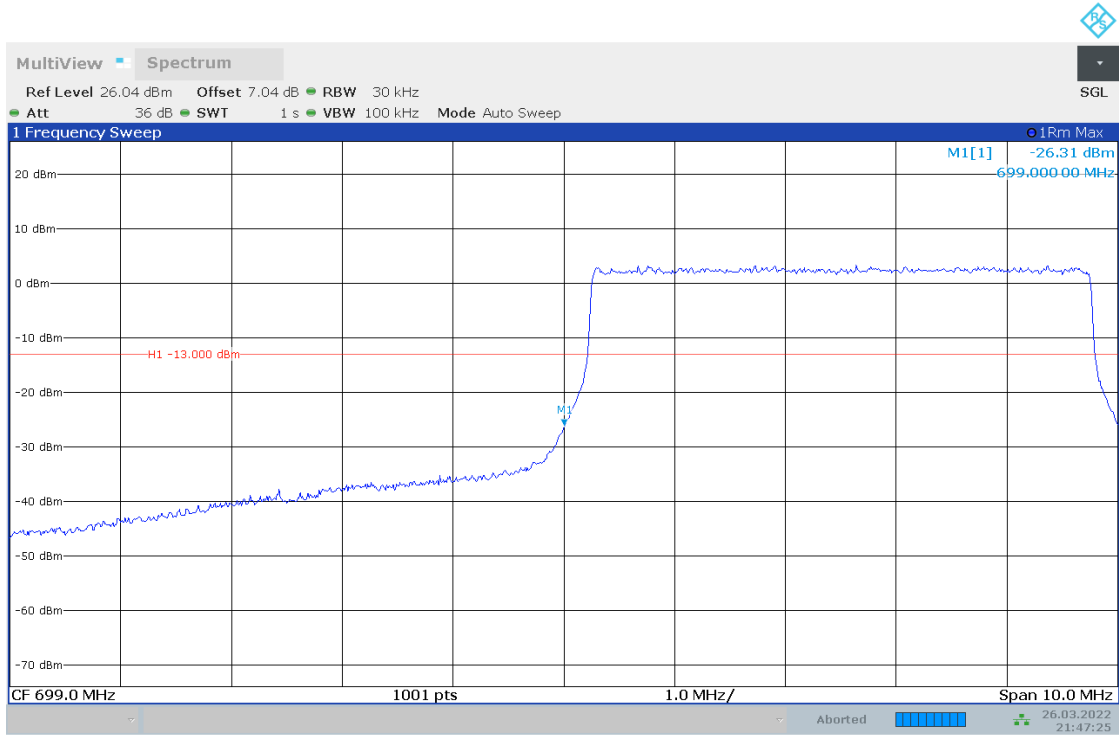
21:44:32 26.03.2022

5.2.24 TM2_1.4MHZ_HCH_RB1#5



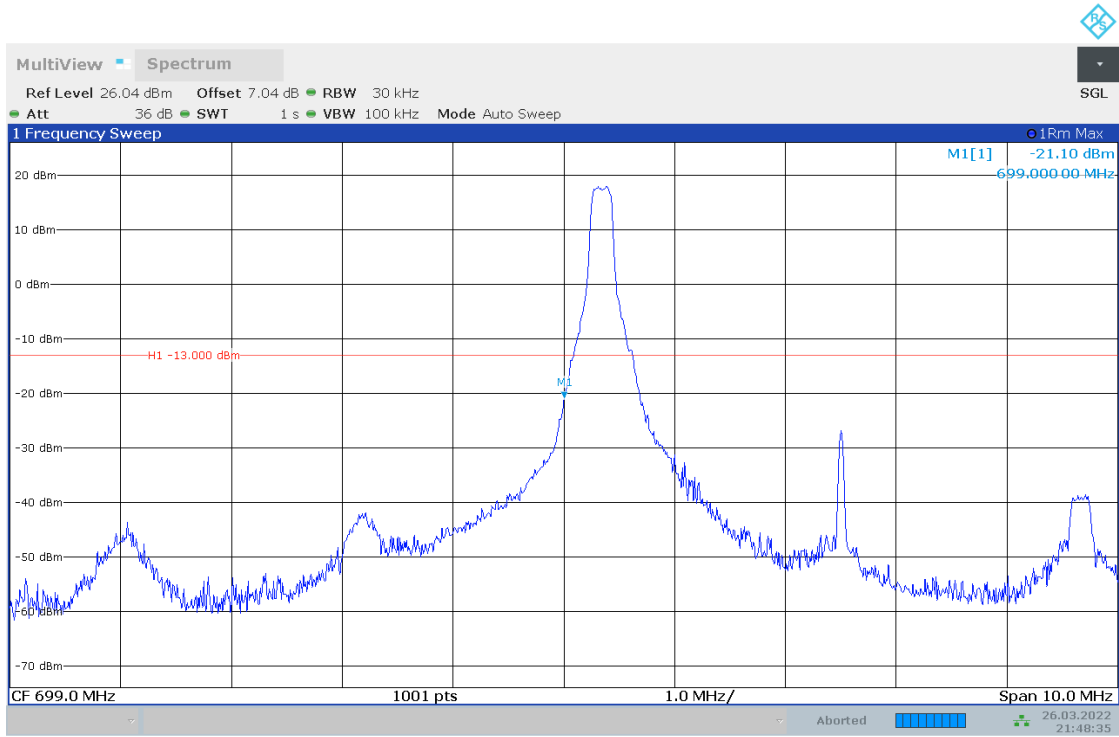
21:45:42 26.03.2022

5.2.25 TM2_5MHZ_LCH_RB25#0



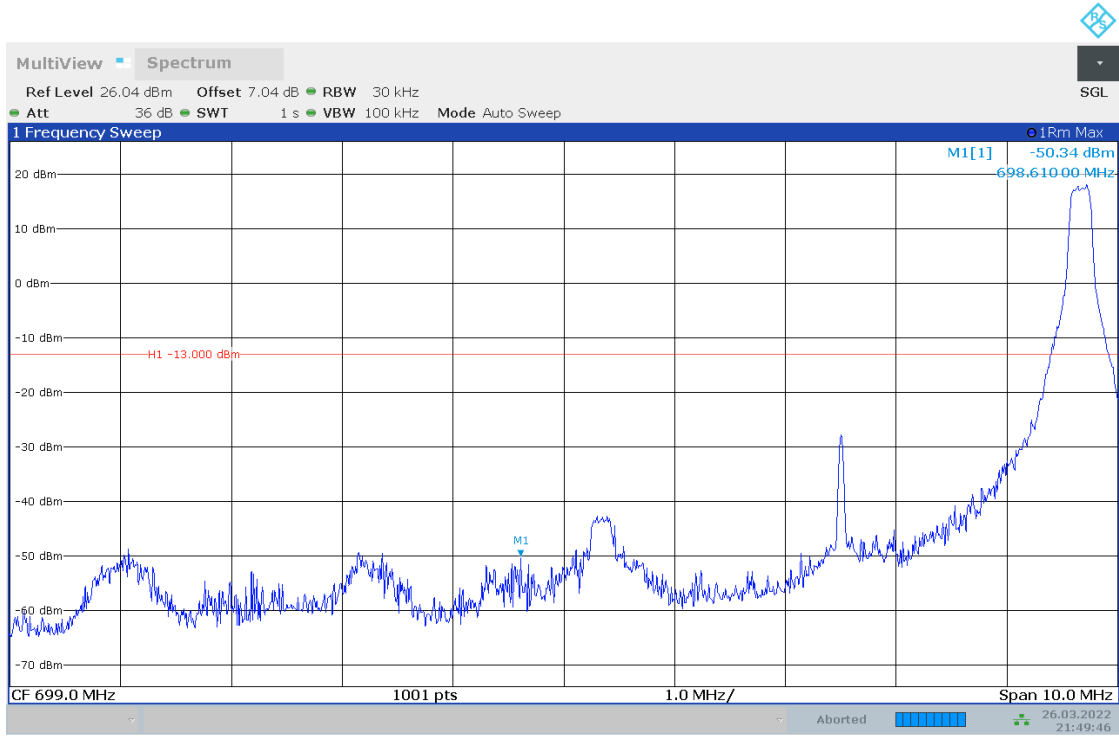
21:47:25 26.03.2022

5.2.26 TM2_5MHZ_LCH_RB1#0



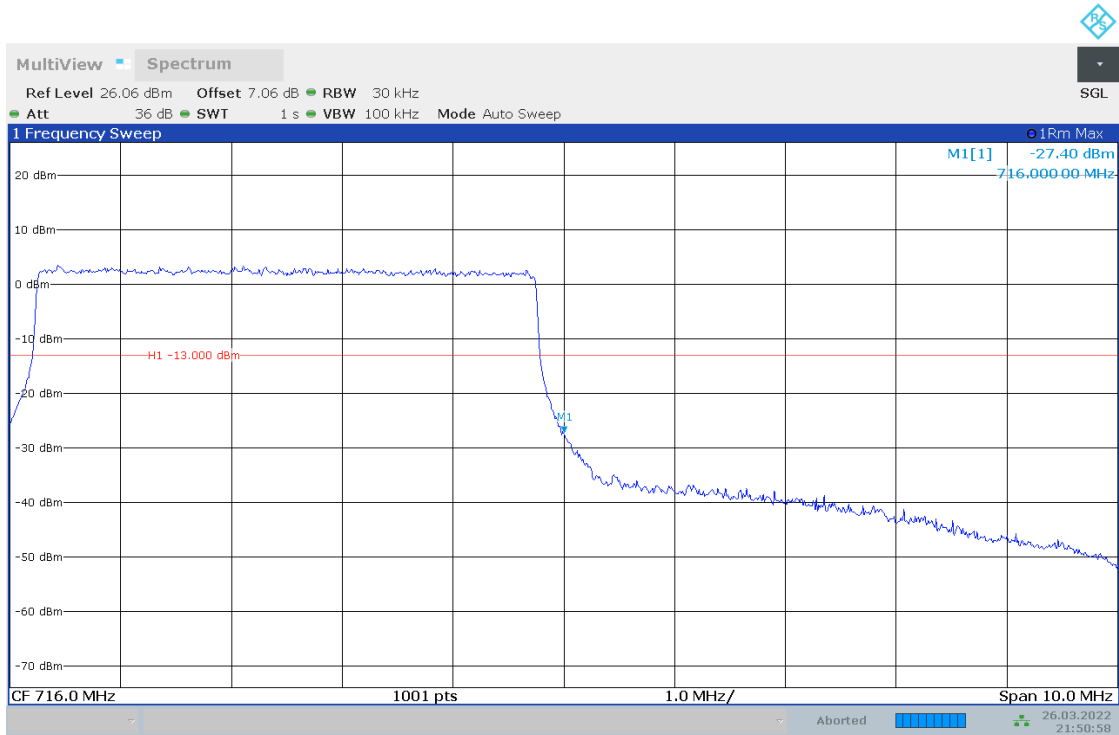
21:48:36 26.03.2022

5.2.27 TM2_5MHZ_LCH_RB1#24



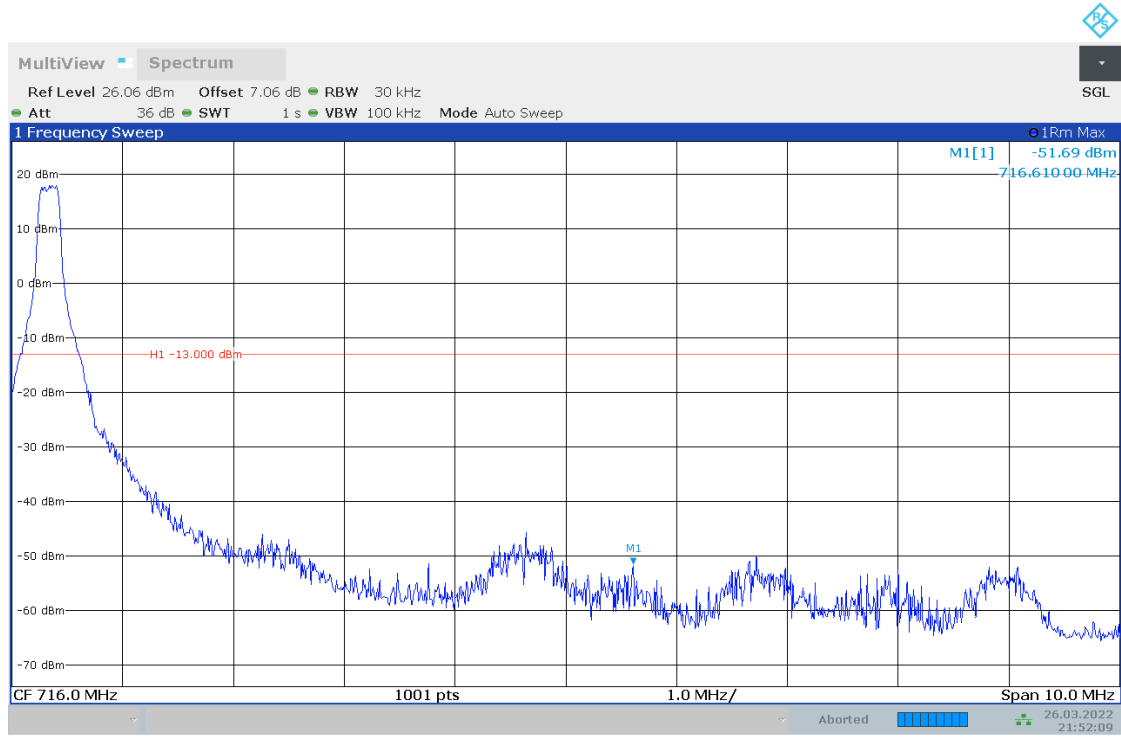
21:49:46 26.03.2022

5.2.28 TM2_5MHZ_HCH_RB25#0

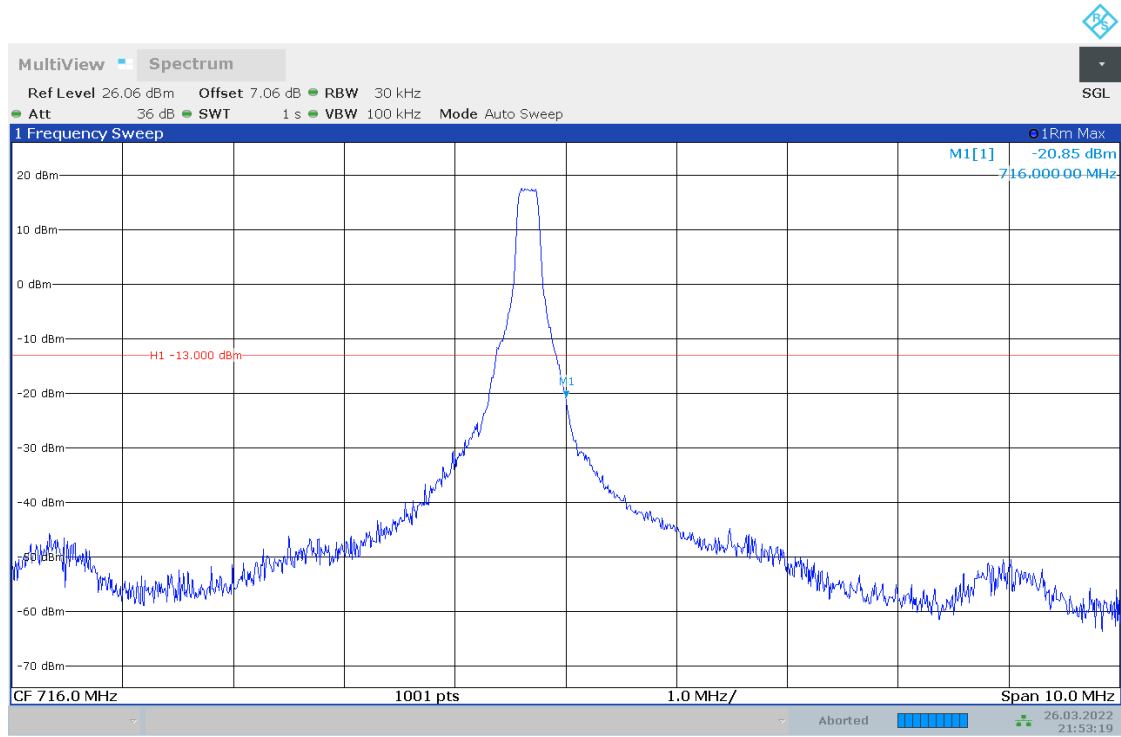


21:50:59 26.03.2022

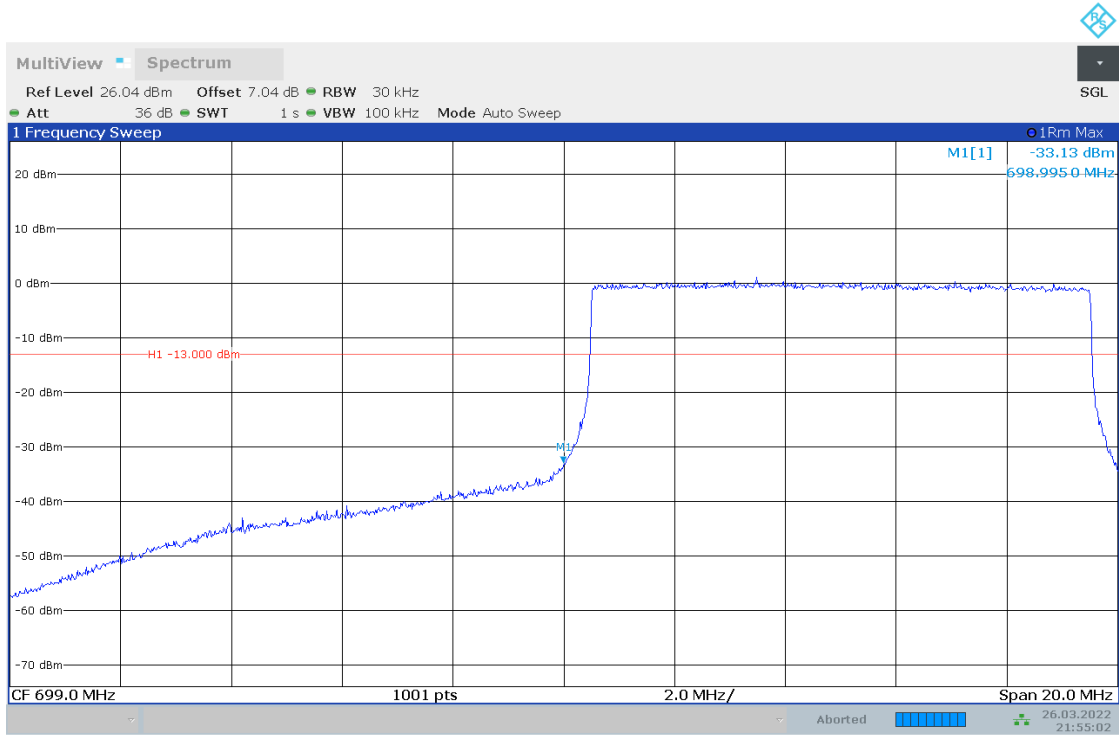
5.2.29 TM2_5MHZ_HCH_RB1#0



5.2.30 TM2_5MHZ_HCH_RB1#24

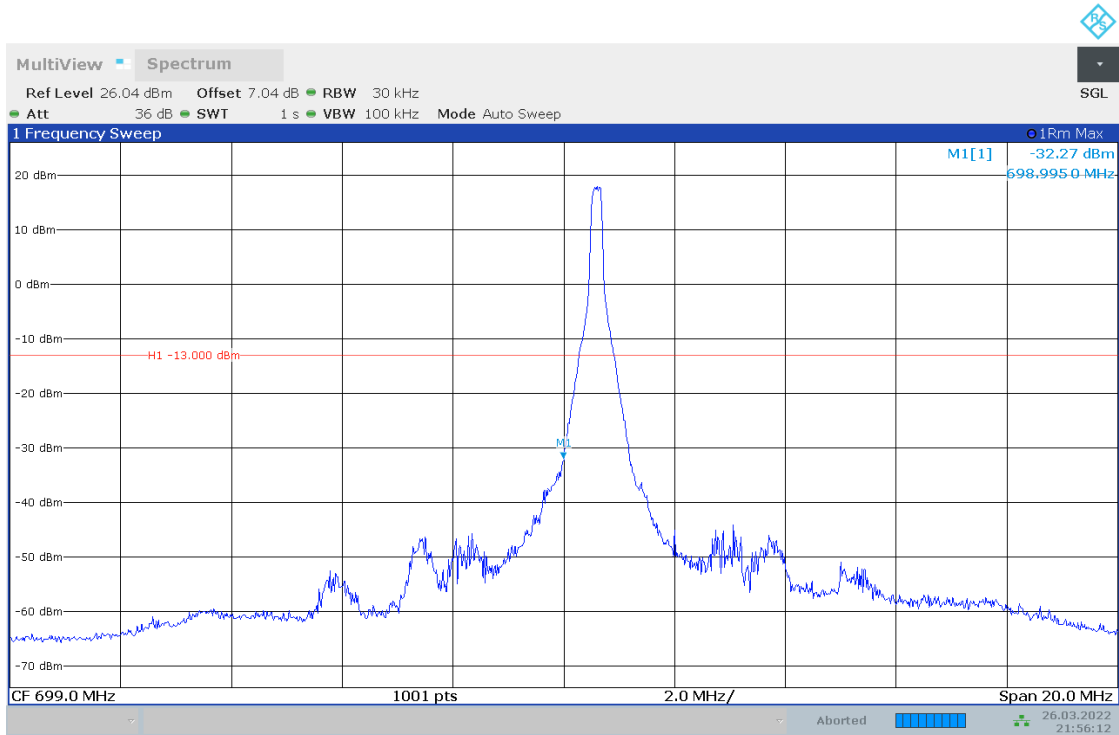


5.2.31 TM2_10MHZ_LCH_RB50#0



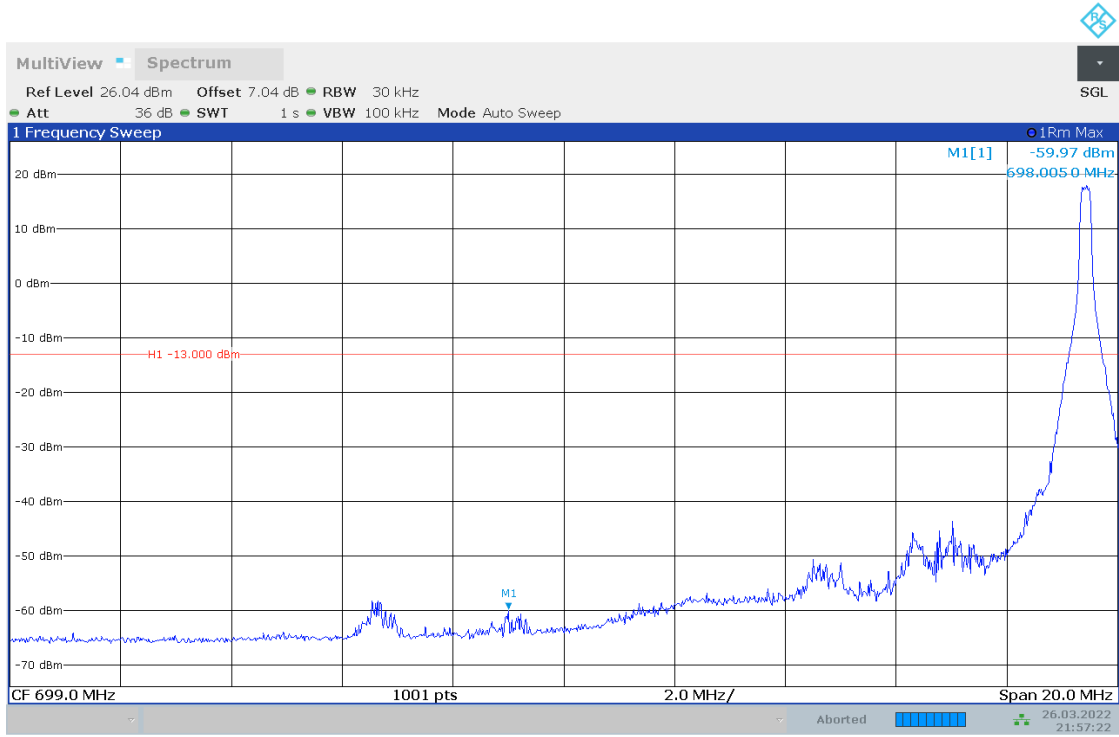
21:55:02 26.03.2022

5.2.32 TM2_10MHZ_LCH_RB1#0



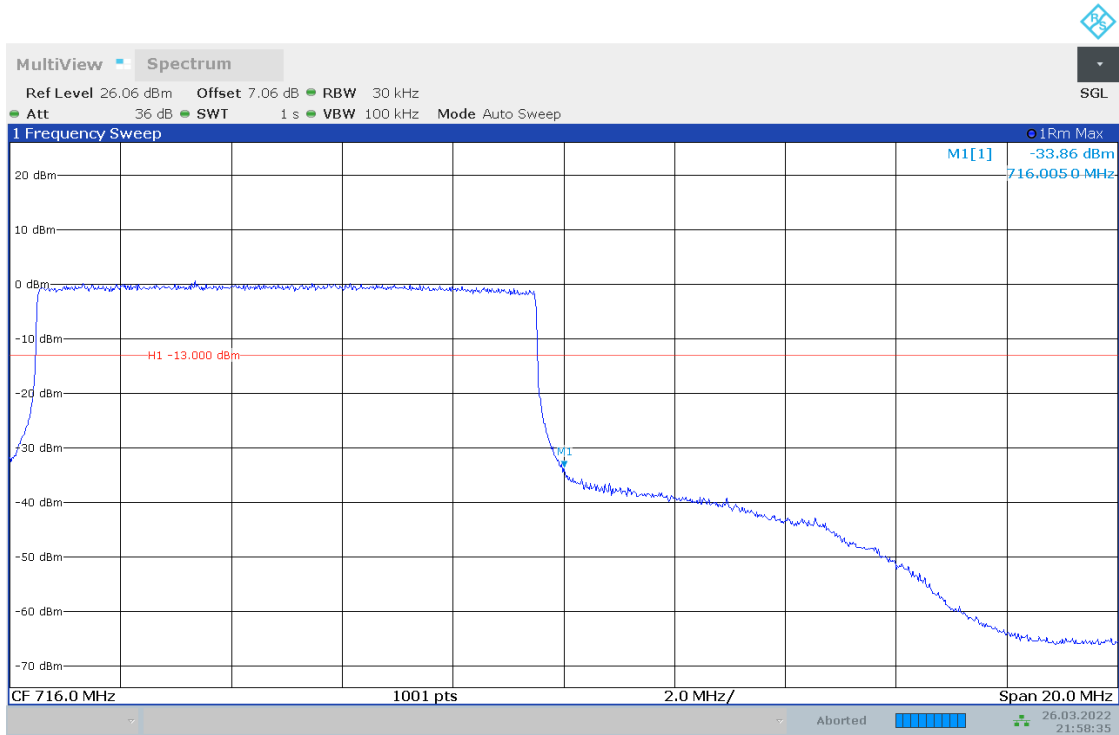
21:56:13 26.03.2022

5.2.33 TM2_10MHZ_LCH_RB1#49



21:57:23 26.03.2022

5.2.34 TM2_10MHZ_HCH_RB50#0



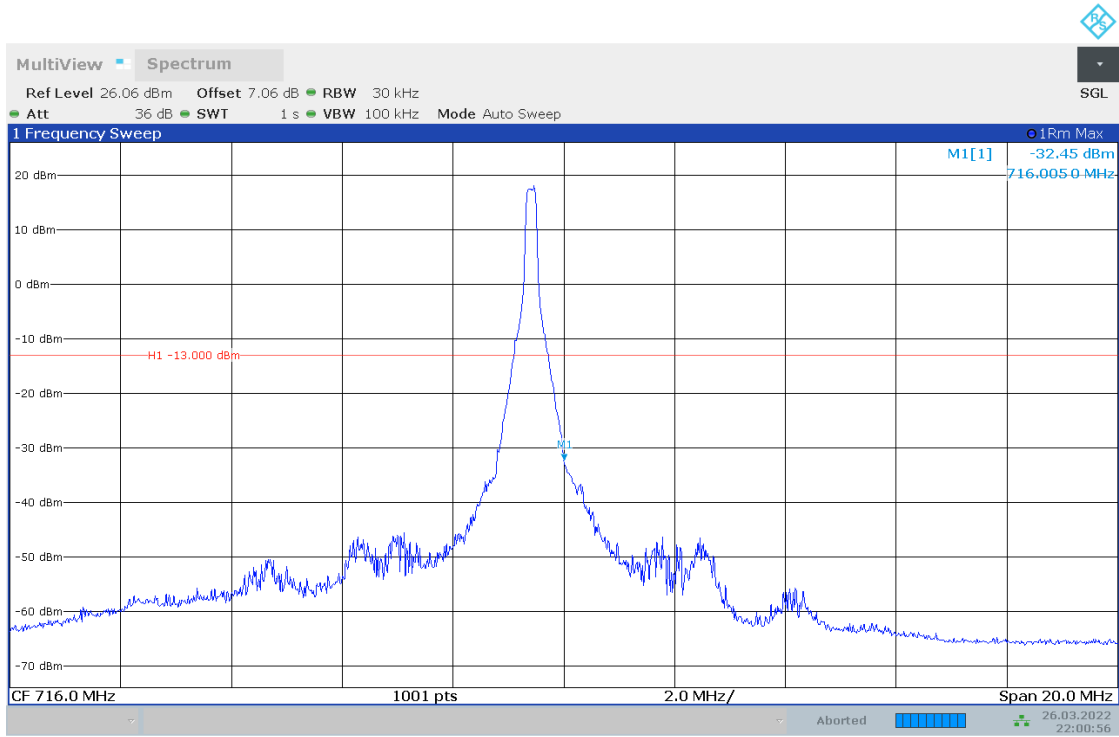
21:58:36 26.03.2022

5.2.35 TM2_10MHZ_HCH_RB1#0



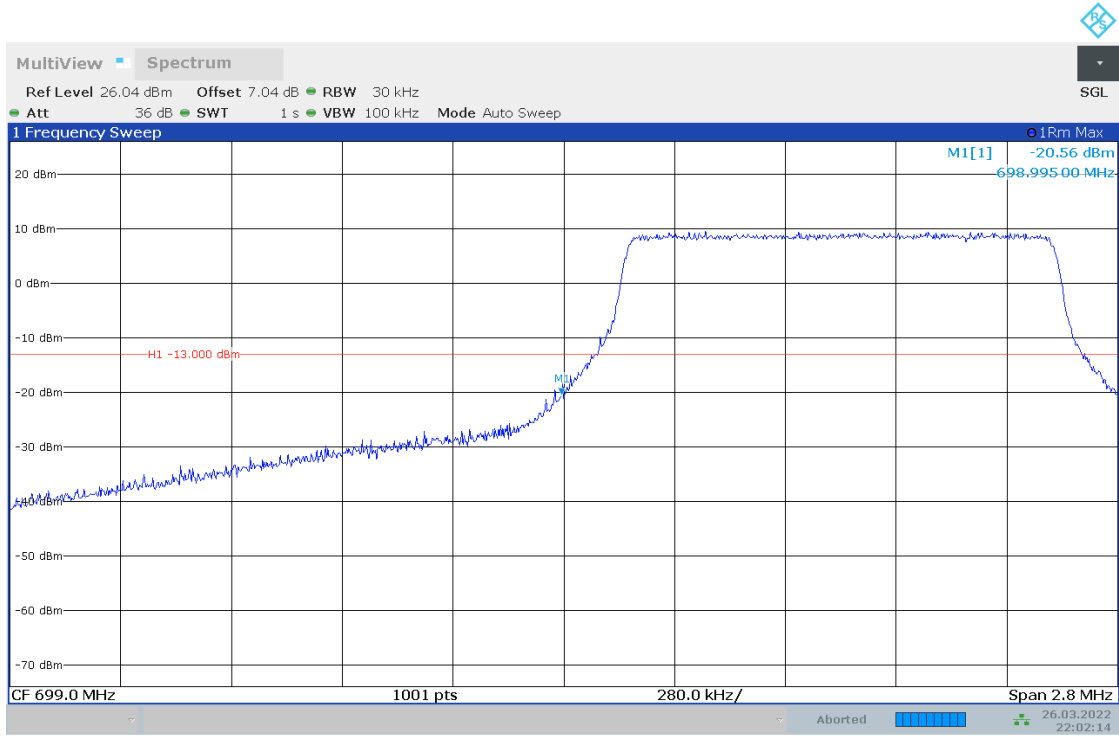
21:59:46 26.03.2022

5.2.36 TM2_10MHZ_HCH_RB1#49



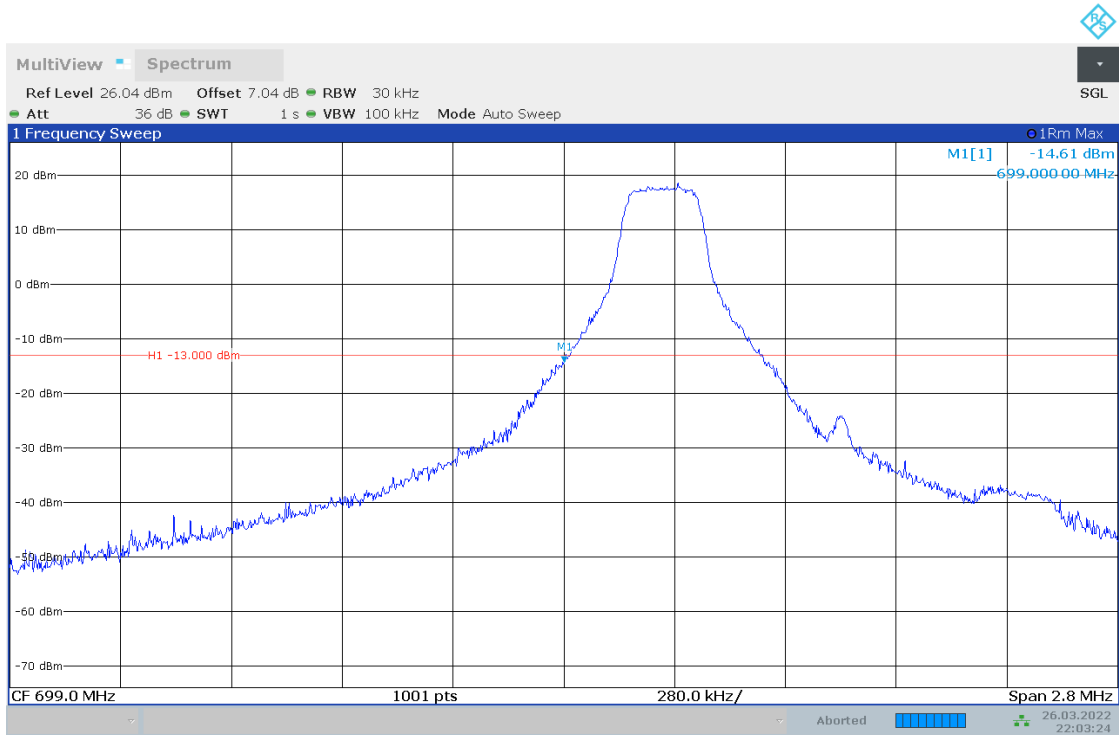
22:00:56 26.03.2022

5.2.37 TM3_1.4MHZ_LCH_RB6#0



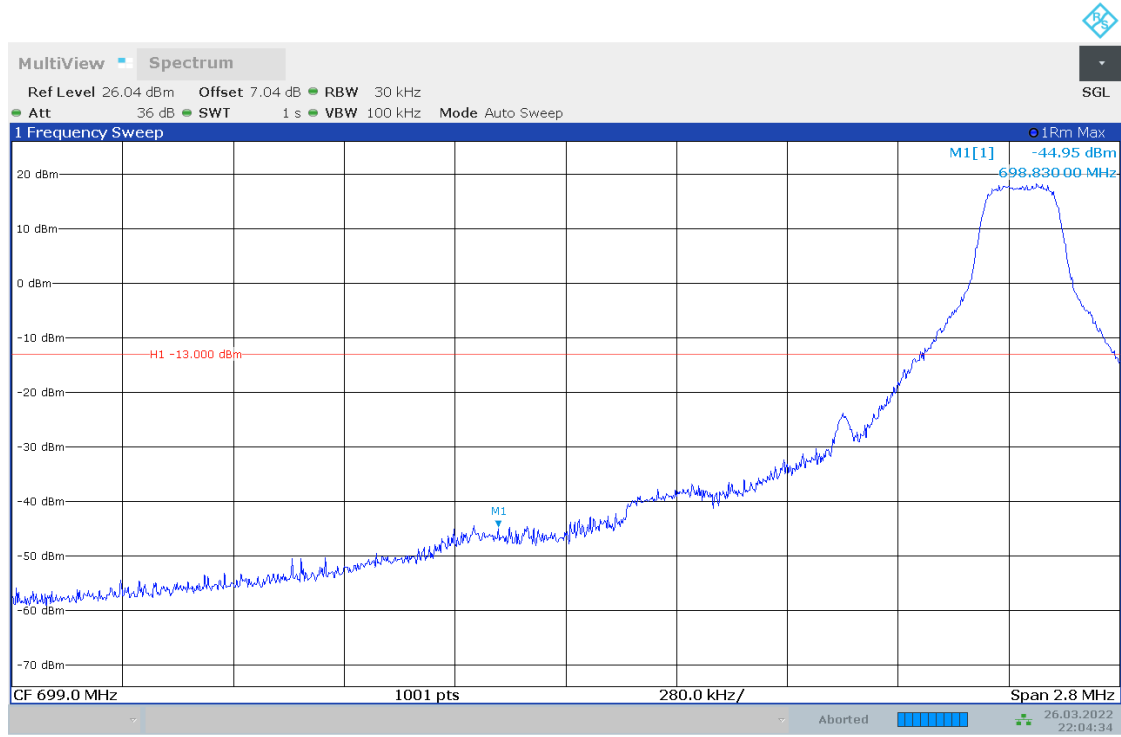
22:02:15 26.03.2022

5.2.38 TM3_1.4MHZ_LCH_RB1#0



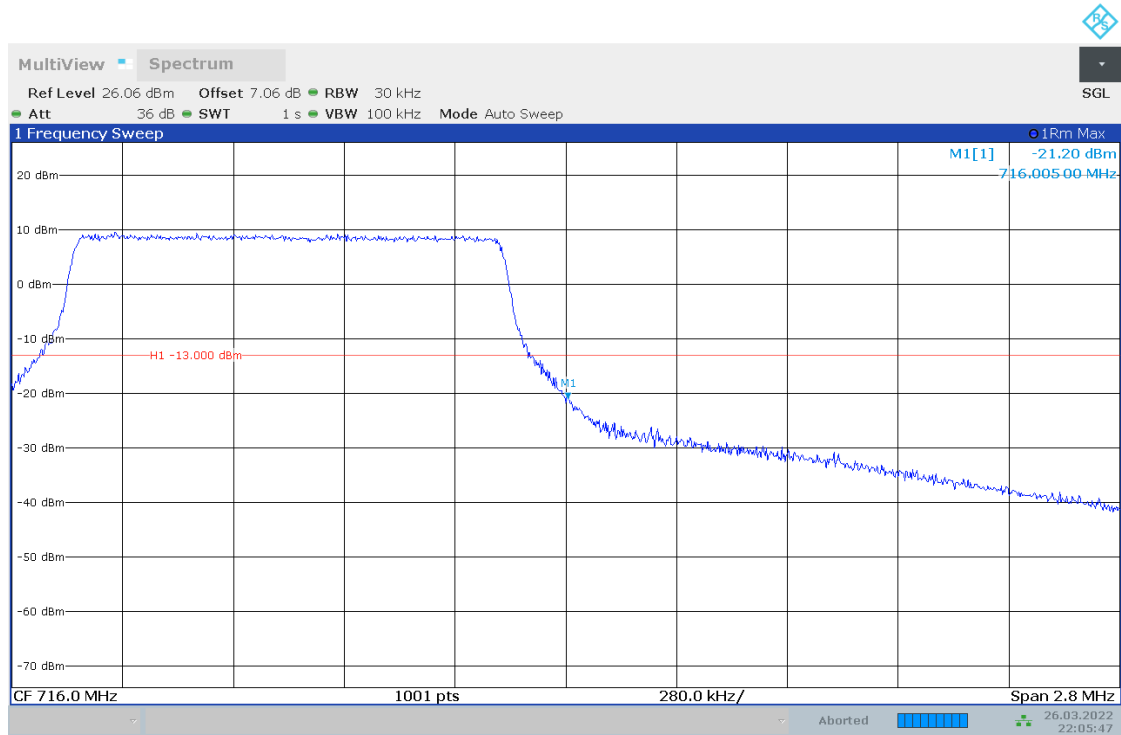
22:03:25 26.03.2022

5.2.39 TM3_1.4MHZ_LCH_RB1#5



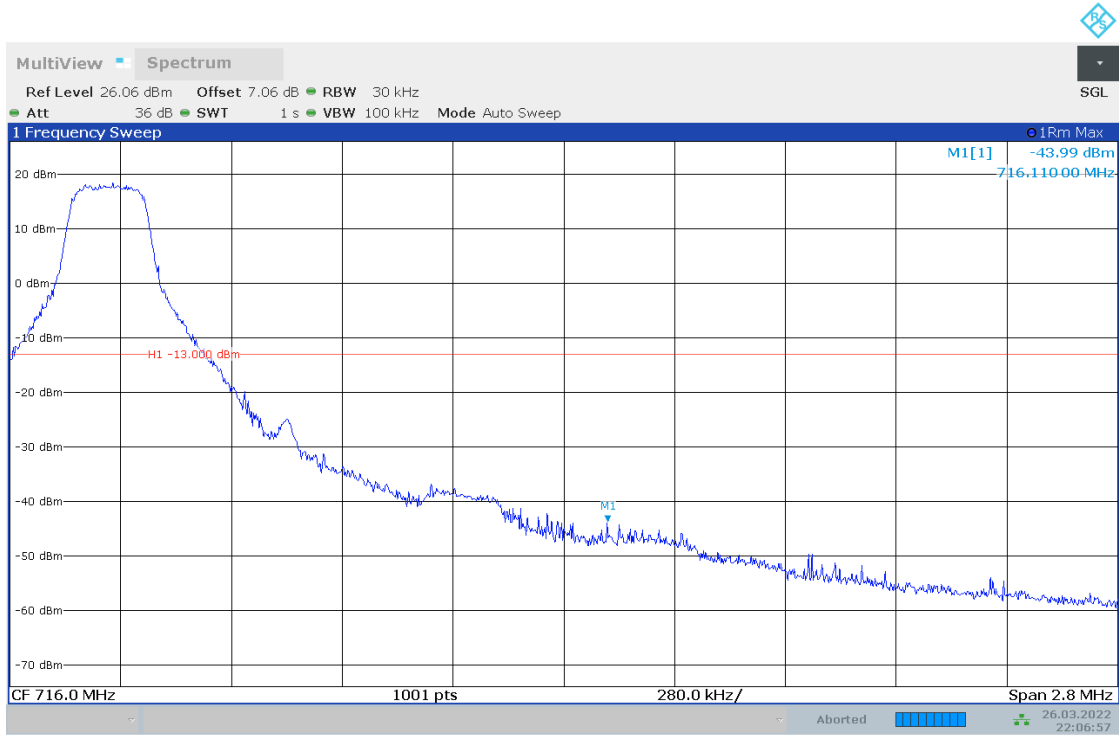
22:04:35 26.03.2022

5.2.40 TM3_1.4MHZ_HCH_RB6#0



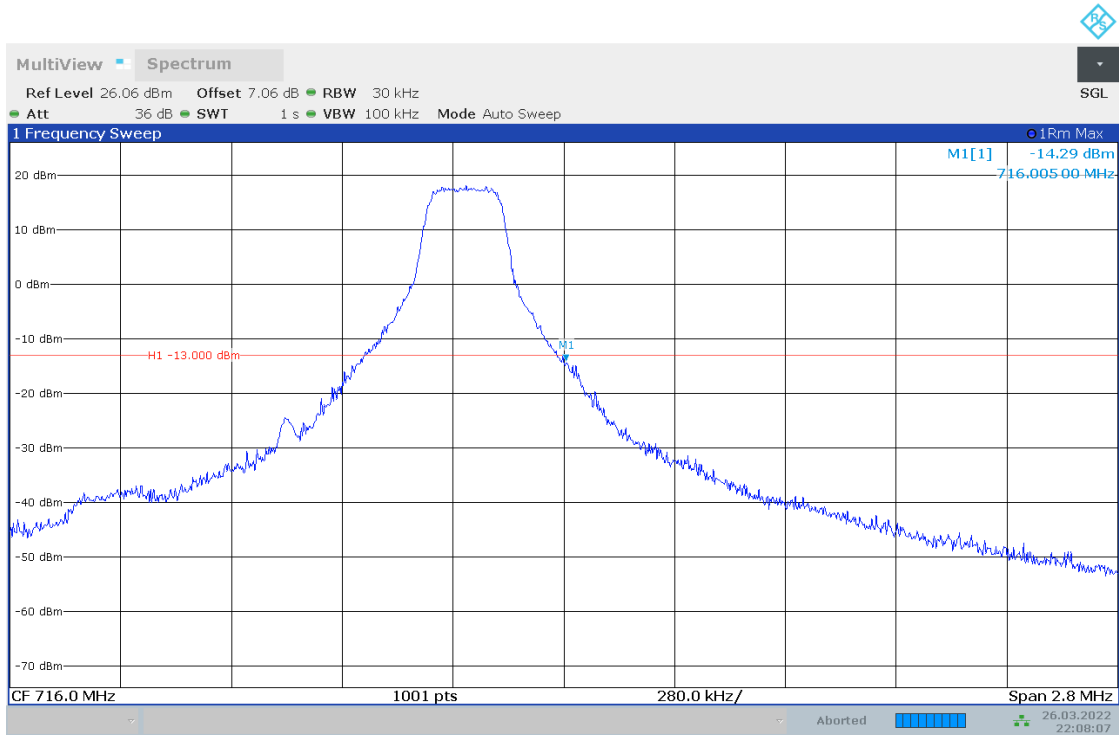
22:05:47 26.03.2022

5.2.41 TM3_1.4MHZ_HCH_RB1#0



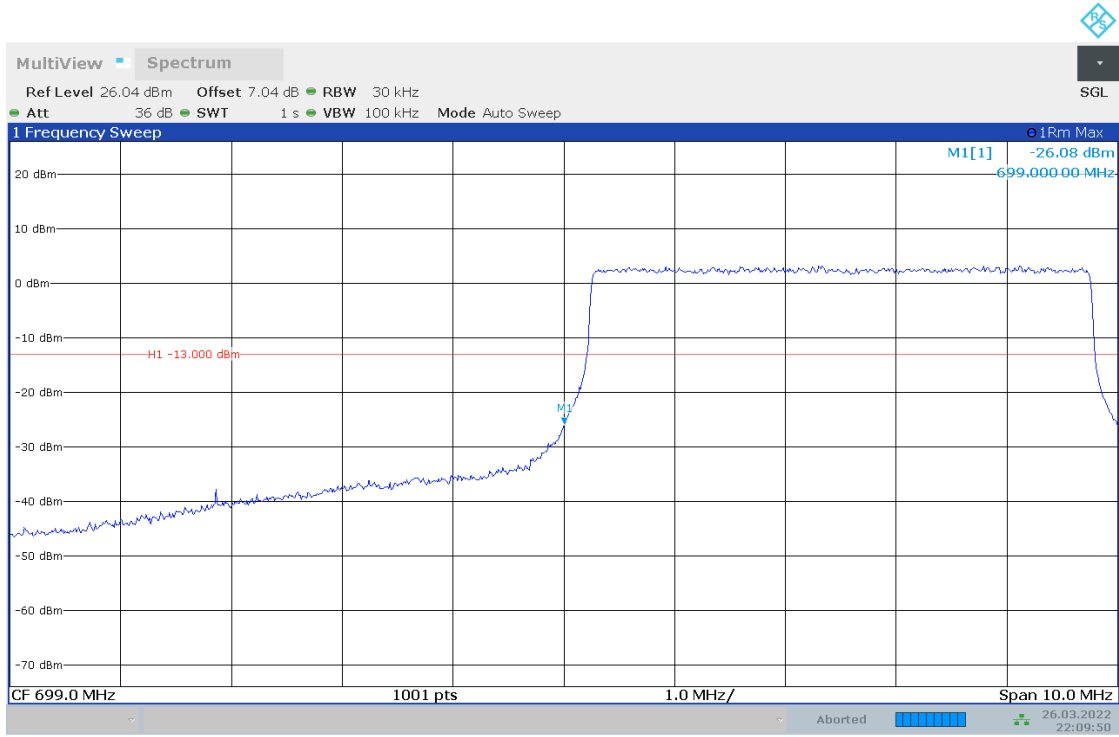
22:06:57 26.03.2022

5.2.42 TM3_1.4MHZ_HCH_RB1#5



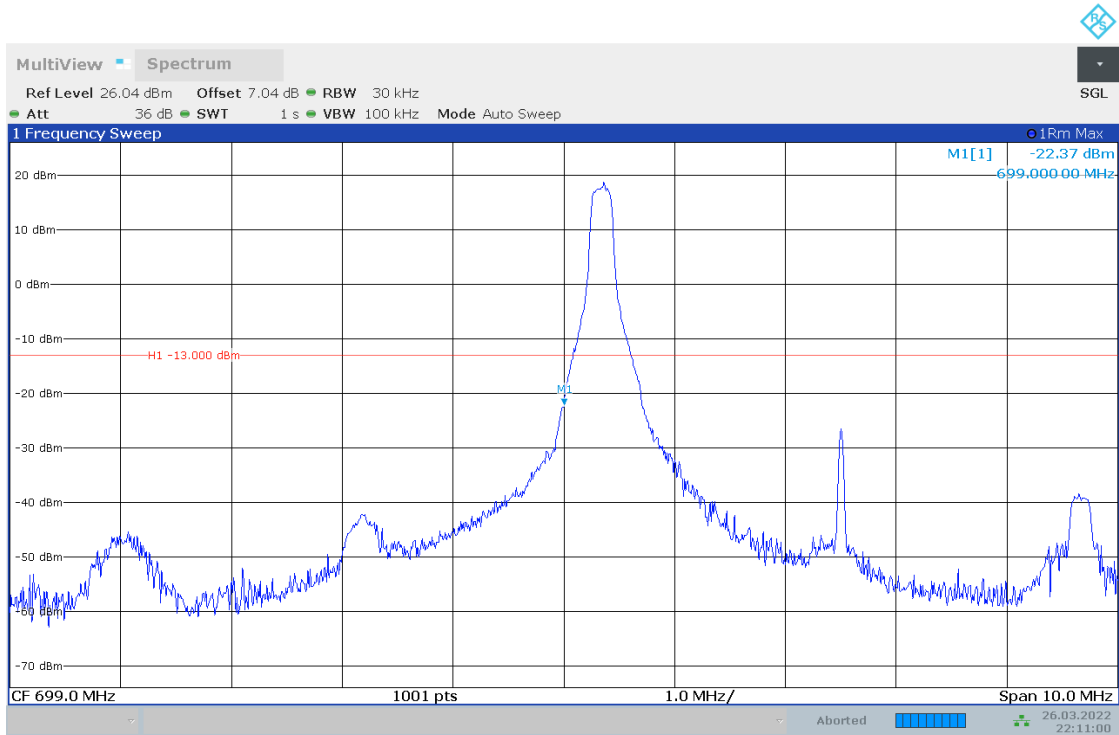
22:08:08 26.03.2022

5.2.43 TM3_5MHZ_LCH_RB25#0



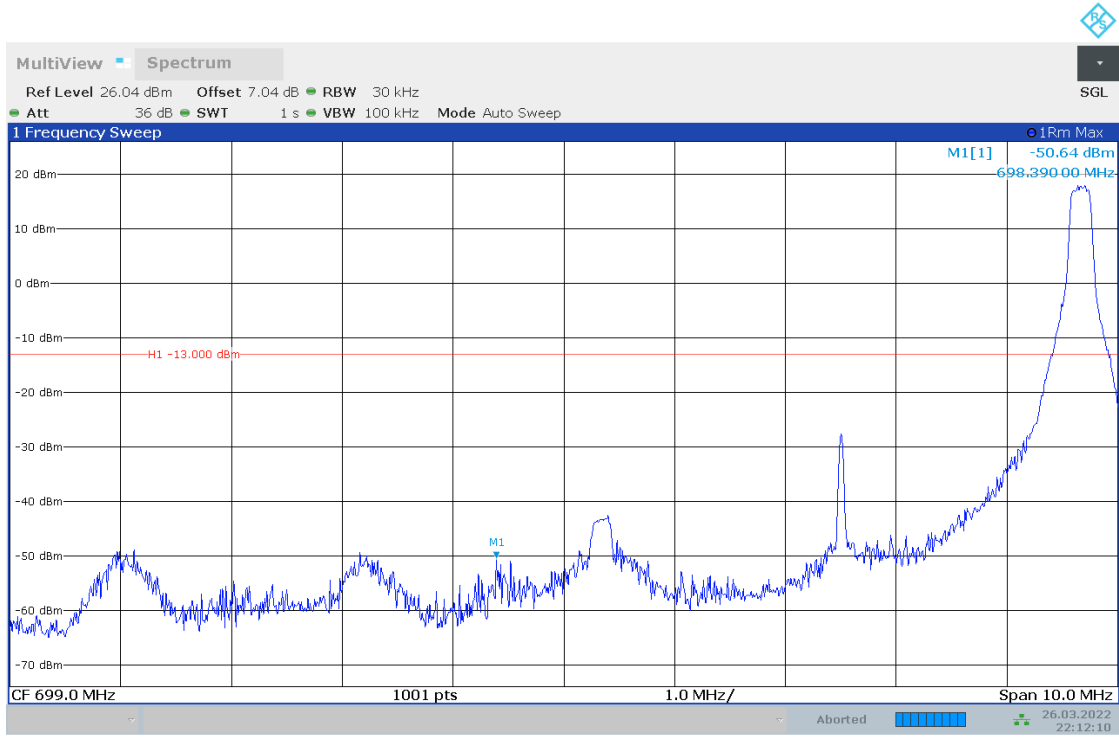
22:09:50 26.03.2022

5.2.44 TM3_5MHZ_LCH_RB1#0

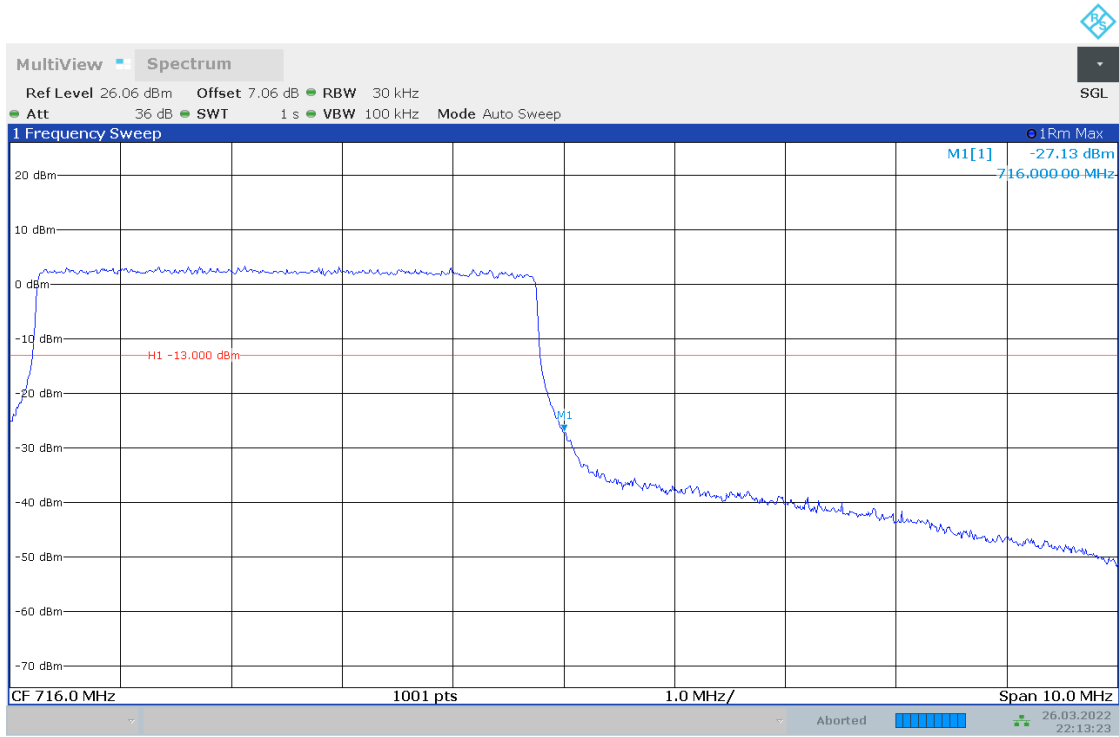


22:11:01 26.03.2022

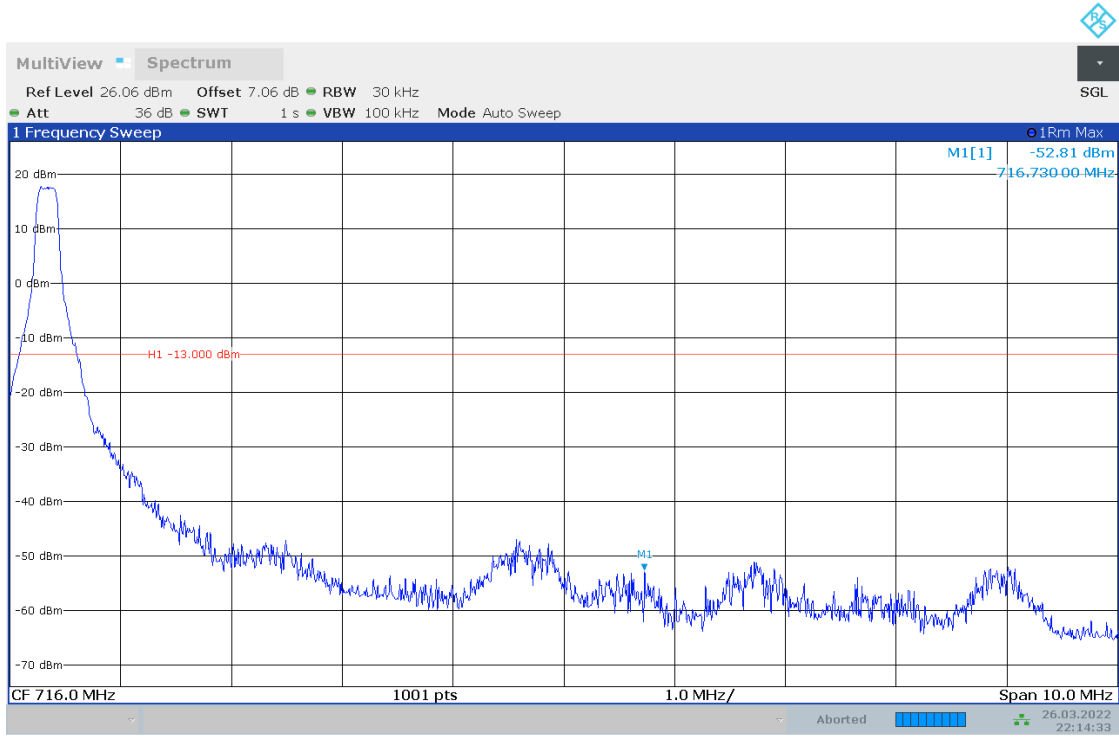
5.2.45 TM3_5MHZ_LCH_RB1#24



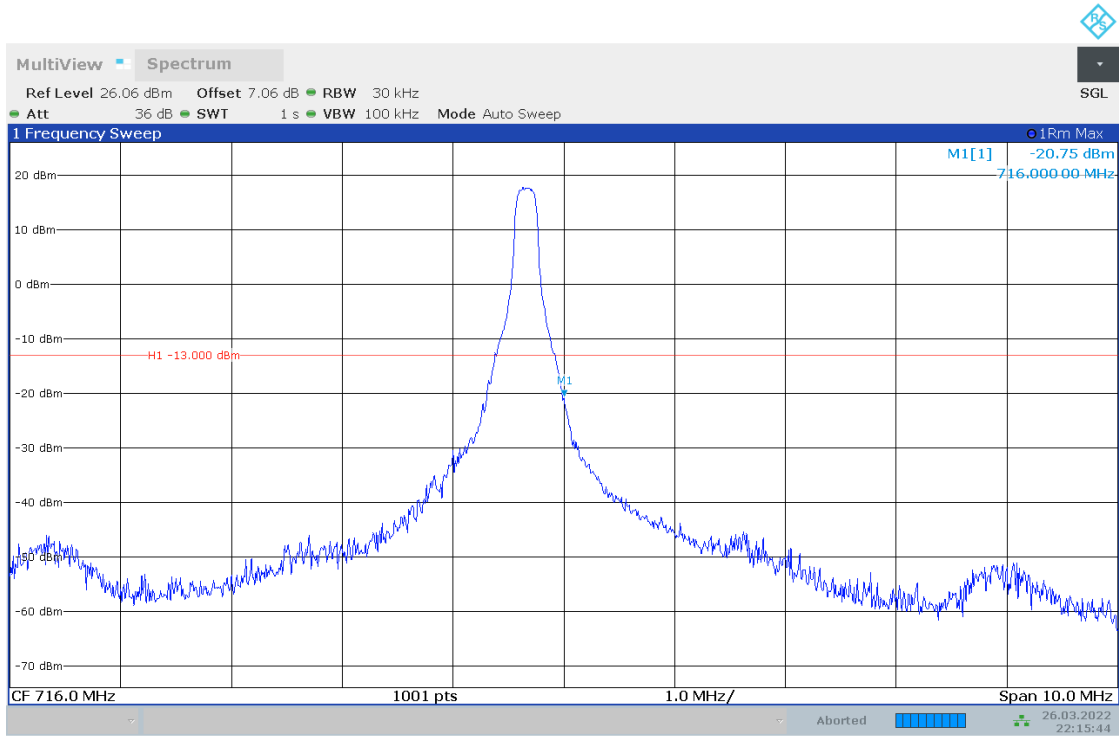
5.2.46 TM3_5MHZ_HCH_RB25#0



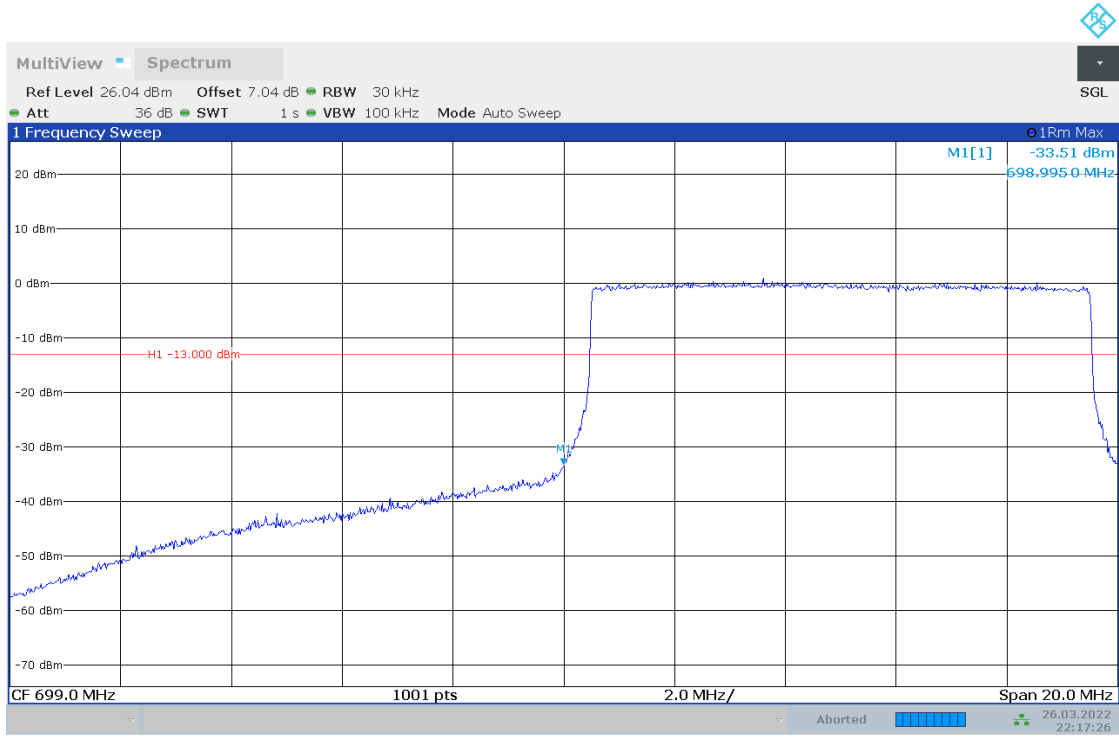
5.2.47 TM3_5MHZ_HCH_RB1#0



5.2.48 TM3_5MHZ_HCH_RB1#24

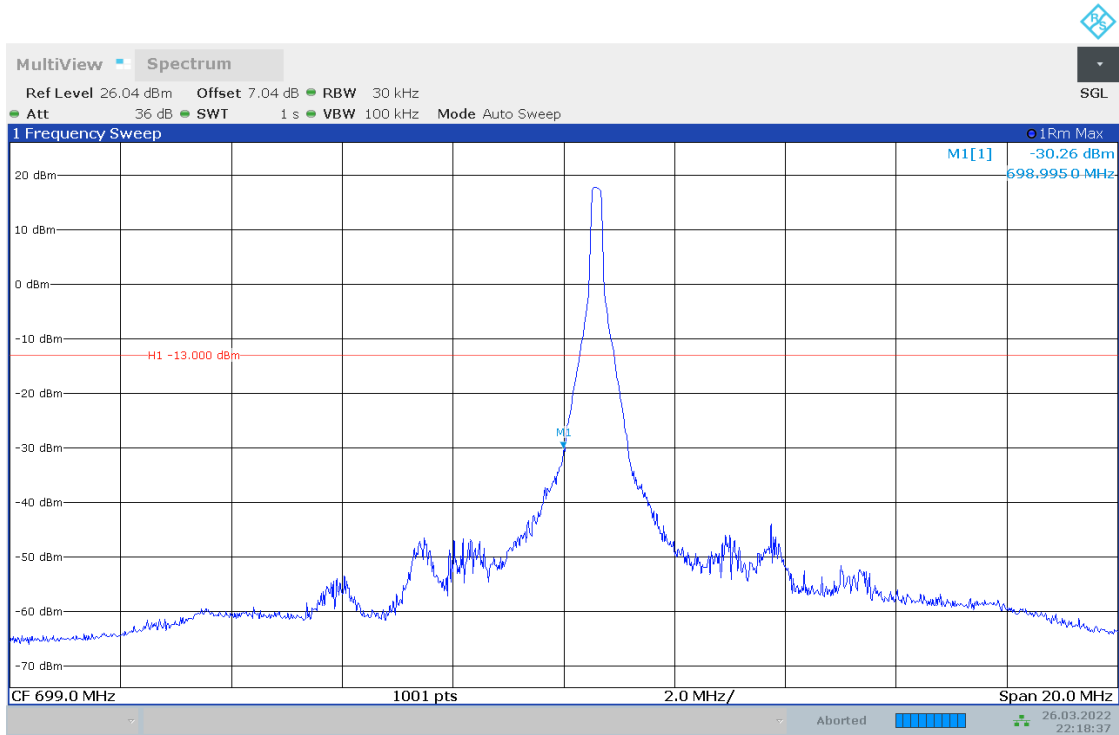


5.2.49 TM3_10MHZ_LCH_RB50#0



22:17:27 26.03.2022

5.2.50 TM3_10MHZ_LCH_RB1#0

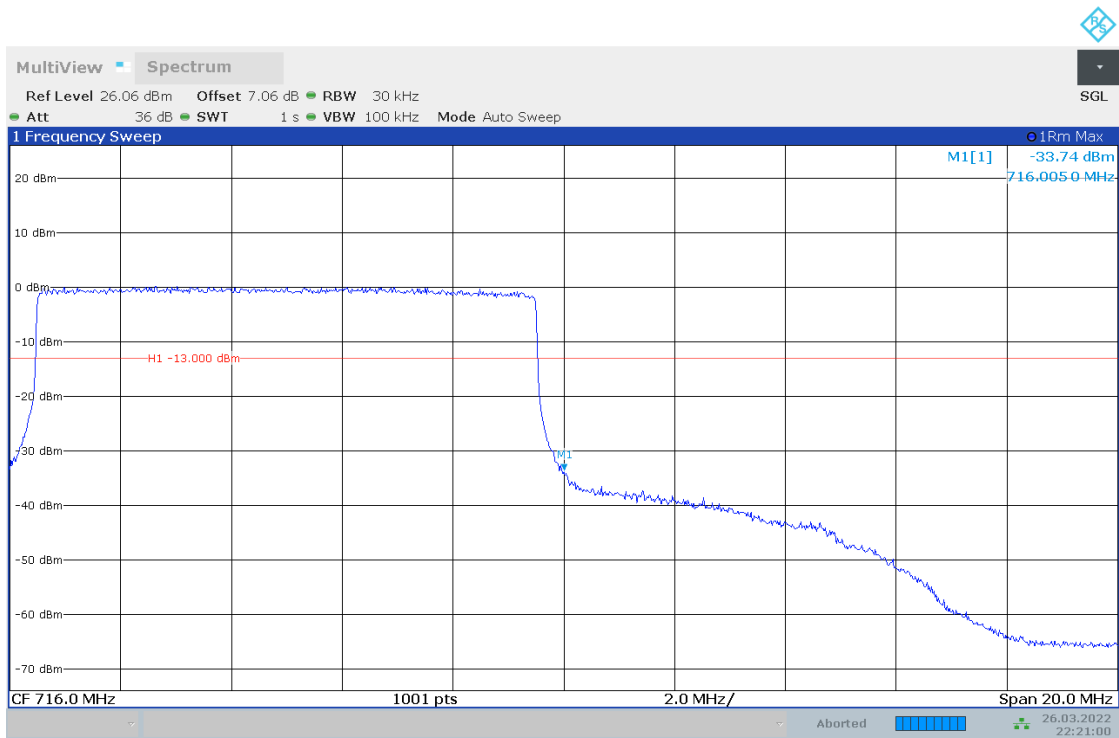


22:18:38 26.03.2022

5.2.51 TM3_10MHZ_LCH_RB1#49



5.2.52 TM3_10MHZ_HCH_RB50#0

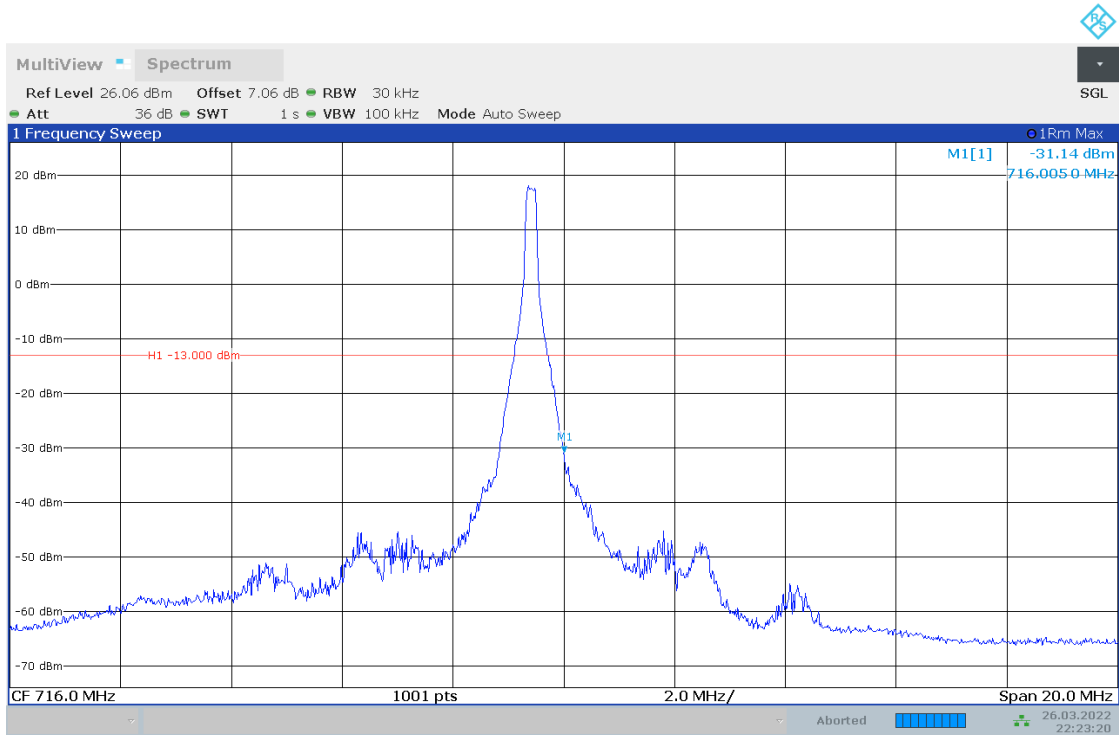


5.2.53 TM3_10MHZ_HCH_RB1#0



22:22:11 26.03.2022

5.2.54 TM3_10MHZ_HCH_RB1#49



22:23:21 26.03.2022

6. APPENDIX F - SPURIOUS EMISSION AT ANTENNA TERMINAL

6.1 TEST RESULTS

Spurious Emission at Antenna Terminal								
Test Mode	Test Bandwidth [MHz]	Test Channel	Test RB	Modulation	Frequency [MHz]	Power [dBm]	Limit [dBm]	Verdict
TM1	1.4	LCH	RB1#0	QPSK	0.02	-83.05	-33	PASS
			RB1#0	QPSK	0.16	-78.44	-23	PASS
			RB1#0	QPSK	729.5	-49.53	-13	PASS
			RB1#5	QPSK	0.02	-84.17	-33	PASS
			RB1#5	QPSK	29.92	-78.36	-23	PASS
			RB1#5	QPSK	729.75	-48.56	-13	PASS
			RB6#0	QPSK	0.01	-84.48	-33	PASS
			RB6#0	QPSK	27.83	-78.45	-23	PASS
			RB6#0	QPSK	729.25	-49.93	-13	PASS
		MCH	RB1#0	QPSK	0.01	-83.12	-33	PASS
			RB1#0	QPSK	27.94	-77.83	-23	PASS
			RB1#0	QPSK	737.48	-47.85	-13	PASS
			RB1#5	QPSK	0.01	-83.31	-33	PASS
			RB1#5	QPSK	29.61	-78.97	-23	PASS
			RB1#5	QPSK	1415.92	-50.09	-13	PASS
			RB6#0	QPSK	0.01	-83.19	-33	PASS
			RB6#0	QPSK	28.65	-78.68	-23	PASS
			RB6#0	QPSK	737.98	-48.56	-13	PASS
		HCH	RB1#0	QPSK	0.01	-83.98	-33	PASS
			RB1#0	QPSK	19.26	-78.74	-23	PASS
			RB1#0	QPSK	1429.63	-46.35	-13	PASS
			RB1#5	QPSK	0.01	-84.63	-33	PASS
			RB1#5	QPSK	27.54	-79.13	-23	PASS
			RB1#5	QPSK	1431.62	-47.12	-13	PASS
			RB6#0	QPSK	0.01	-84.01	-33	PASS
			RB6#0	QPSK	26.59	-78.49	-23	PASS
			RB6#0	QPSK	745.45	-49.16	-13	PASS

Spurious Emission at Antenna Terminal								
Test Mode	Test Bandwidth [MHz]	Test Channel	Test RB	Modulation	Frequency [MHz]	Power [dBm]	Limit [dBm]	Verdict
TM1	5	LCH	RB1#0	QPSK	0.02	-84.07	-33	PASS
			RB1#0	QPSK	0.16	-78.60	-23	PASS
			RB1#0	QPSK	690.87	-32.24	-13	PASS
			RB1#24	QPSK	0.02	-83.87	-33	PASS
			RB1#24	QPSK	25.85	-78.73	-23	PASS
			RB1#24	QPSK	697.1	-41.96	-13	PASS
			RB25#0	QPSK	0.01	-83.68	-33	PASS
			RB25#0	QPSK	27.29	-78.90	-23	PASS
			RB25#0	QPSK	729.5	-47.05	-13	PASS
		MCH	RB1#0	QPSK	0.01	-84.07	-33	PASS
			RB1#0	QPSK	15.84	-78.65	-23	PASS
			RB1#0	QPSK	696.6	-29.02	-13	PASS
			RB1#24	QPSK	0.02	-84.29	-33	PASS
			RB1#24	QPSK	0.15	-78.76	-23	PASS
			RB1#24	QPSK	718.29	-29.46	-13	PASS
			RB25#0	QPSK	0.01	-84.53	-33	PASS
			RB25#0	QPSK	27.31	-78.66	-23	PASS
			RB25#0	QPSK	697.6	-35.01	-13	PASS
		HCH	RB1#0	QPSK	0.01	-84.43	-33	PASS
			RB1#0	QPSK	23.27	-77.92	-23	PASS
			RB1#0	QPSK	720.28	-41.13	-13	PASS
			RB1#24	QPSK	0.01	-83.86	-33	PASS
			RB1#24	QPSK	29.69	-78.83	-23	PASS
			RB1#24	QPSK	1431.37	-47.41	-13	PASS
			RB25#0	QPSK	0.01	-84.43	-33	PASS
			RB25#0	QPSK	17.58	-78.80	-23	PASS
			RB25#0	QPSK	745.7	-48.03	-13	PASS

Spurious Emission at Antenna Terminal								
Test Mode	Test Bandwidth [MHz]	Test Channel	Test RB	Modulation	Frequency [MHz]	Power [dBm]	Limit [dBm]	Verdict
TM1	10	LCH	RB1#0	QPSK	0.01	-84.05	-33	PASS
			RB1#0	QPSK	26.74	-78.55	-23	PASS
			RB1#0	QPSK	698.1	-27.62	-13	PASS
			RB1#49	QPSK	0.01	-83.92	-33	PASS
			RB1#49	QPSK	27.97	-79.00	-23	PASS
			RB1#49	QPSK	737.73	-48.33	-13	PASS
			RB50#0	QPSK	0.01	-84.62	-33	PASS
			RB50#0	QPSK	26.31	-79.13	-23	PASS
			RB50#0	QPSK	731.75	-47.09	-13	PASS
		MCH	RB1#0	QPSK	0.01	-84.04	-33	PASS
			RB1#0	QPSK	19.95	-78.80	-23	PASS
			RB1#0	QPSK	698.6	-39.93	-13	PASS
			RB1#49	QPSK	0.01	-83.12	-33	PASS
			RB1#49	QPSK	0.15	-78.21	-23	PASS
			RB1#49	QPSK	716.29	-35.66	-13	PASS
			RB50#0	QPSK	0.01	-84.33	-33	PASS
			RB50#0	QPSK	28.42	-78.58	-23	PASS
			RB50#0	QPSK	717.29	-25.56	-13	PASS
		HCH	RB1#0	QPSK	0.01	-83.75	-33	PASS
			RB1#0	QPSK	0.31	-78.22	-23	PASS
			RB1#0	QPSK	745.2	-47.33	-13	PASS
			RB1#49	QPSK	0.01	-84.02	-33	PASS
			RB1#49	QPSK	19.59	-78.63	-23	PASS
			RB1#49	QPSK	718.54	-29.27	-13	PASS
			RB50#0	QPSK	0.01	-84.60	-33	PASS
			RB50#0	QPSK	0.16	-78.71	-23	PASS
			RB50#0	QPSK	698.6	-30.62	-13	PASS

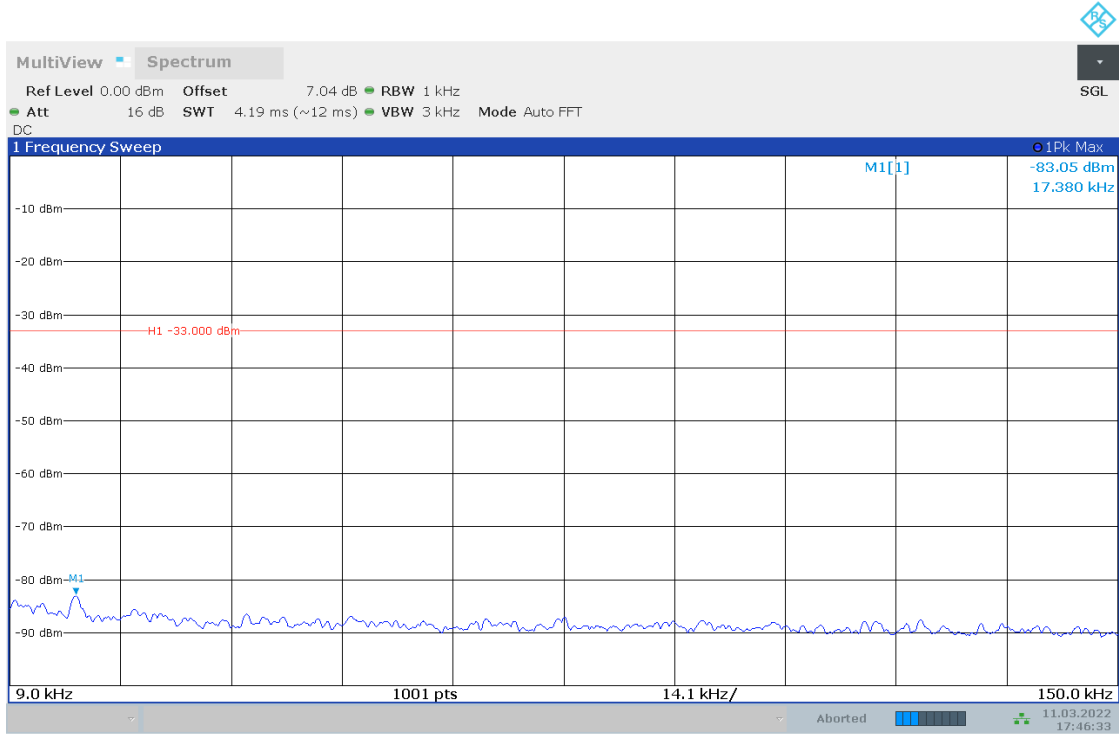
Spurious Emission at Antenna Terminal								
Test Mode	Test Bandwidth [MHz]	Test Channel	Test RB	Modulation	Frequency [MHz]	Power [dBm]	Limit [dBm]	Verdict
TM2	1.4	LCH	RB1#0	16QAM	0.01	-83.99	-33	PASS
			RB1#0	16QAM	28.7	-78.61	-23	PASS
			RB1#0	16QAM	730	-48.24	-13	PASS
			RB1#5	16QAM	0.01	-84.20	-33	PASS
			RB1#5	16QAM	0.15	-78.96	-23	PASS
			RB1#5	16QAM	696.85	-36.55	-13	PASS
			RB6#0	16QAM	0.01	-84.35	-33	PASS
			RB6#0	16QAM	25.11	-78.53	-23	PASS
			RB6#0	16QAM	729.5	-48.95	-13	PASS
		MCH	RB1#0	16QAM	0.01	-83.53	-33	PASS
			RB1#0	16QAM	22.46	-78.78	-23	PASS
			RB1#0	16QAM	1414.18	-47.07	-13	PASS
			RB1#5	16QAM	0.01	-84.04	-33	PASS
			RB1#5	16QAM	24.71	-78.79	-23	PASS
			RB1#5	16QAM	1415.92	-48.19	-13	PASS
			RB6#0	16QAM	0.01	-84.11	-33	PASS
			RB6#0	16QAM	27.08	-78.58	-23	PASS
			RB6#0	16QAM	737.73	-48.62	-13	PASS
		HCH	RB1#0	16QAM	0.01	-83.13	-33	PASS
			RB1#0	16QAM	25.8	-79.08	-23	PASS
			RB1#0	16QAM	1429.63	-45.00	-13	PASS
			RB1#5	16QAM	0.01	-82.87	-33	PASS
			RB1#5	16QAM	27.12	-78.84	-23	PASS
			RB1#5	16QAM	1431.62	-45.02	-13	PASS
			RB6#0	16QAM	0.01	-84.68	-33	PASS
			RB6#0	16QAM	24.72	-78.64	-23	PASS
			RB6#0	16QAM	745.7	-49.81	-13	PASS

Spurious Emission at Antenna Terminal								
Test Mode	Test Bandwidth [MHz]	Test Channel	Test RB	Modulation	Frequency [MHz]	Power [dBm]	Limit [dBm]	Verdict
TM2	5	LCH	RB1#0	16QAM	0.01	-83.23	-33	PASS
			RB1#0	16QAM	27.19	-78.89	-23	PASS
			RB1#0	16QAM	695.11	-29.56	-13	PASS
			RB1#24	16QAM	0.01	-84.16	-33	PASS
			RB1#24	16QAM	25.12	-78.99	-23	PASS
			RB1#24	16QAM	697.35	-42.30	-13	PASS
			RB25#0	16QAM	0.01	-84.32	-33	PASS
			RB25#0	16QAM	20.86	-79.01	-23	PASS
			RB25#0	16QAM	717.29	-46.53	-13	PASS
		MCH	RB1#0	16QAM	0.02	-83.49	-33	PASS
			RB1#0	16QAM	29.3	-78.00	-23	PASS
			RB1#0	16QAM	694.61	-43.31	-13	PASS
			RB1#24	16QAM	0.01	-83.14	-33	PASS
			RB1#24	16QAM	0.16	-78.50	-23	PASS
			RB1#24	16QAM	737.98	-47.70	-13	PASS
			RB25#0	16QAM	0.01	-84.67	-33	PASS
			RB25#0	16QAM	18.67	-78.91	-23	PASS
			RB25#0	16QAM	698.6	-34.32	-13	PASS
		HCH	RB1#0	16QAM	0.01	-83.81	-33	PASS
			RB1#0	16QAM	25.74	-79.04	-23	PASS
			RB1#0	16QAM	744.96	-49.27	-13	PASS
			RB1#24	16QAM	0.01	-84.23	-33	PASS
			RB1#24	16QAM	29.46	-78.51	-23	PASS
			RB1#24	16QAM	720.78	-37.47	-13	PASS
			RB25#0	16QAM	0.01	-82.75	-33	PASS
			RB25#0	16QAM	0.16	-78.52	-23	PASS
			RB25#0	16QAM	697.35	-45.44	-13	PASS

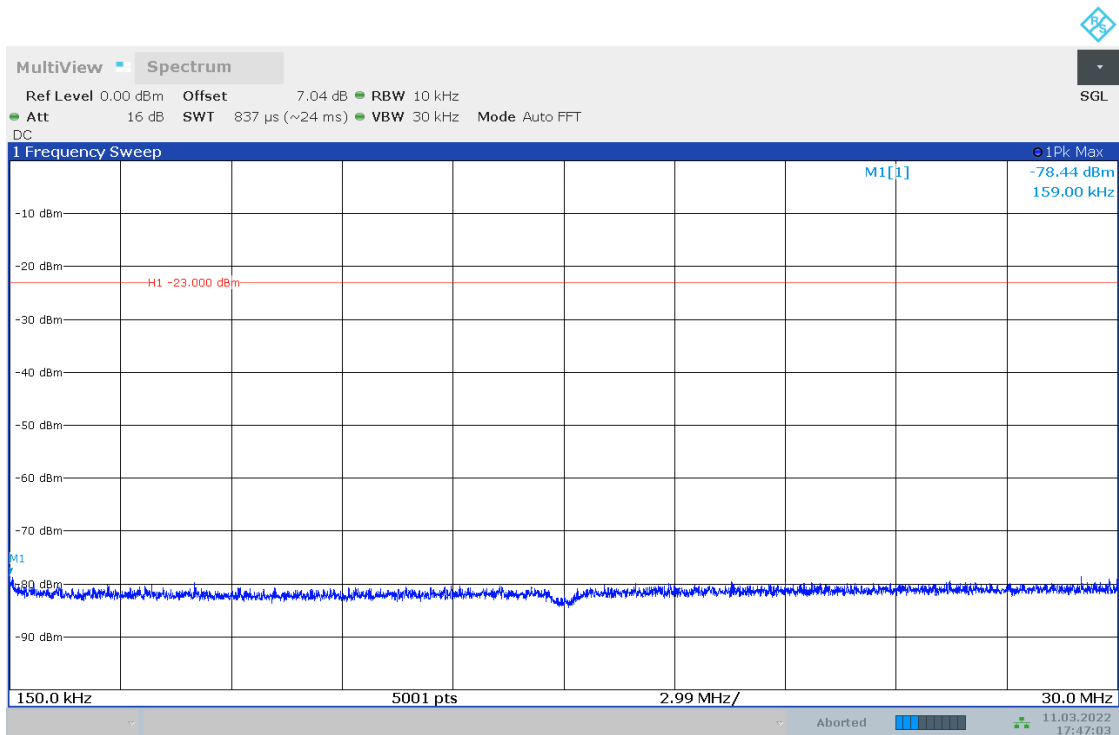
Spurious Emission at Antenna Terminal								
Test Mode	Test Bandwidth [MHz]	Test Channel	Test RB	Modulation	Frequency [MHz]	Power [dBm]	Limit [dBm]	Verdict
TM2	10	LCH	RB1#0	16QAM	0.01	-83.84	-33	PASS
			RB1#0	16QAM	0.15	-78.30	-23	PASS
			RB1#0	16QAM	696.6	-29.05	-13	PASS
			RB1#49	16QAM	0.01	-82.96	-33	PASS
			RB1#49	16QAM	27.12	-78.64	-23	PASS
			RB1#49	16QAM	716.54	-40.81	-13	PASS
			RB50#0	16QAM	0.01	-83.55	-33	PASS
			RB50#0	16QAM	26.33	-79.06	-23	PASS
			RB50#0	16QAM	698.6	-18.92	-13	PASS
		MCH	RB1#0	16QAM	0.01	-84.35	-33	PASS
			RB1#0	16QAM	0.16	-78.80	-23	PASS
			RB1#0	16QAM	693.61	-43.78	-13	PASS
			RB1#49	16QAM	0.01	-83.85	-33	PASS
			RB1#49	16QAM	29.32	-78.58	-23	PASS
			RB1#49	16QAM	737.98	-48.42	-13	PASS
			RB50#0	16QAM	0.01	-83.38	-33	PASS
			RB50#0	16QAM	0.33	-77.50	-23	PASS
			RB50#0	16QAM	716.54	-23.99	-13	PASS
		HCH	RB1#0	16QAM	0.01	-84.06	-33	PASS
			RB1#0	16QAM	29.38	-78.22	-23	PASS
			RB1#0	16QAM	692.37	-43.91	-13	PASS
			RB1#49	16QAM	0.01	-83.66	-33	PASS
			RB1#49	16QAM	0.16	-79.08	-23	PASS
			RB1#49	16QAM	718.29	-32.07	-13	PASS
			RB50#0	16QAM	0.01	-83.83	-33	PASS
			RB50#0	16QAM	28.87	-78.95	-23	PASS
			RB50#0	16QAM	698.35	-32.19	-13	PASS

6.2 TEST PLOTS

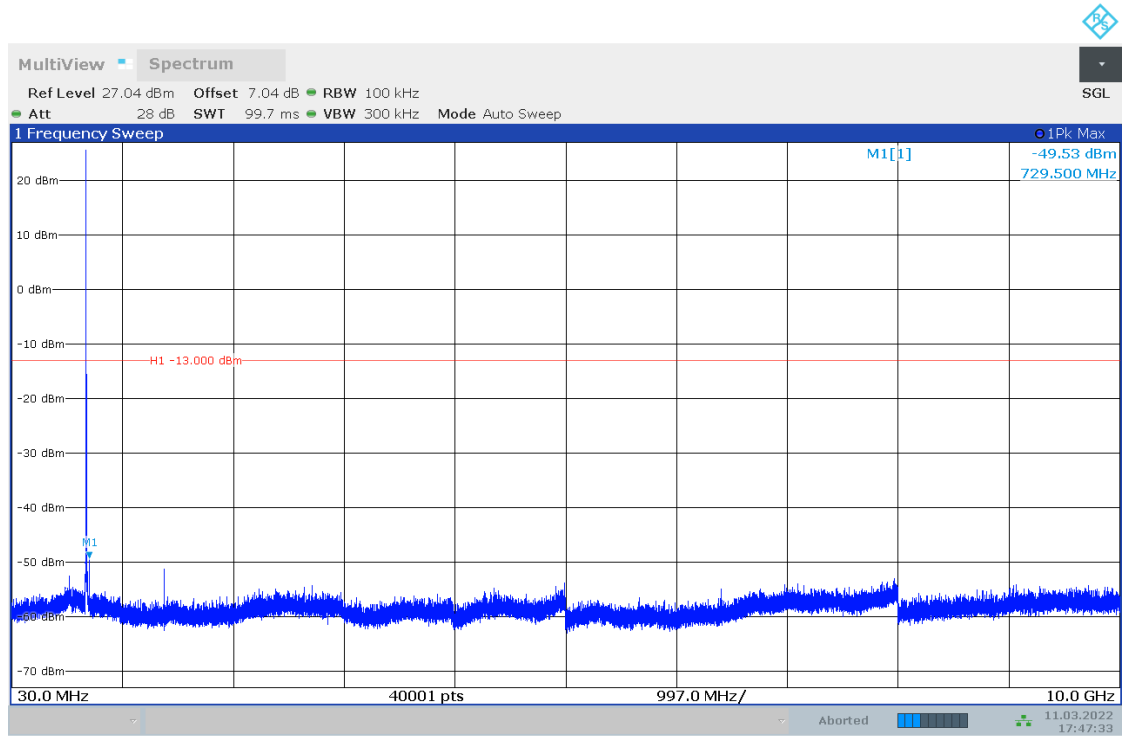
6.2.1 TM1_1.4MHZ_LCH_RB1#0



17:46:34 11.03.2022

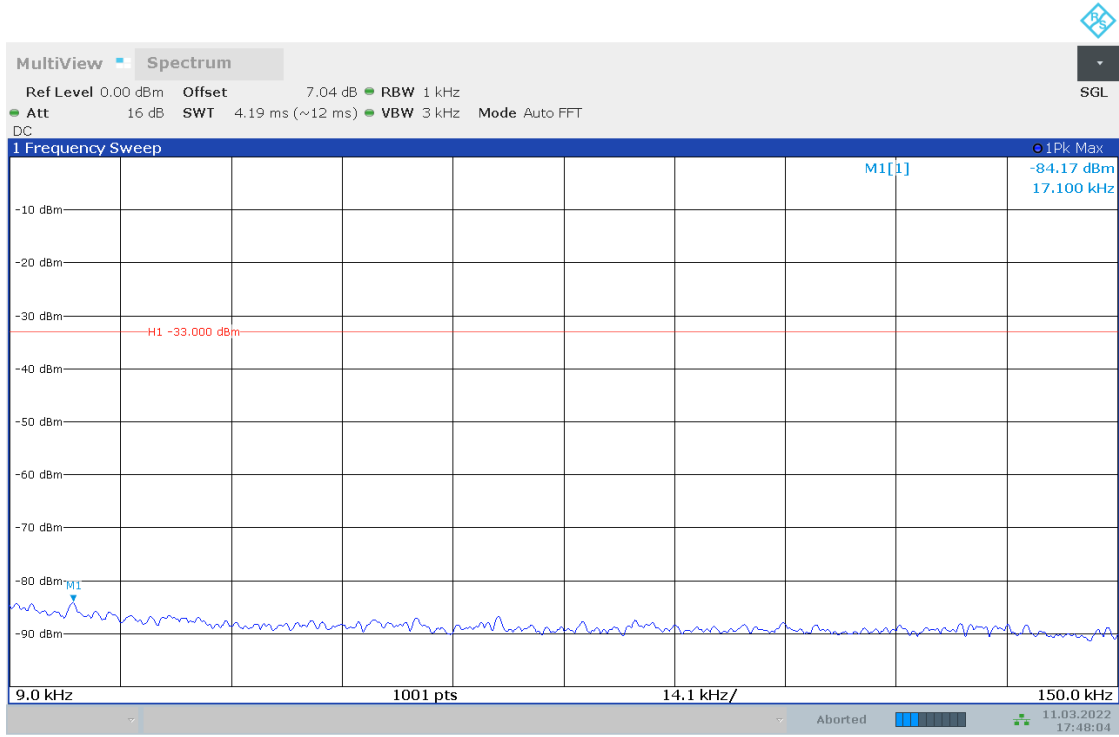


17:47:03 11.03.2022

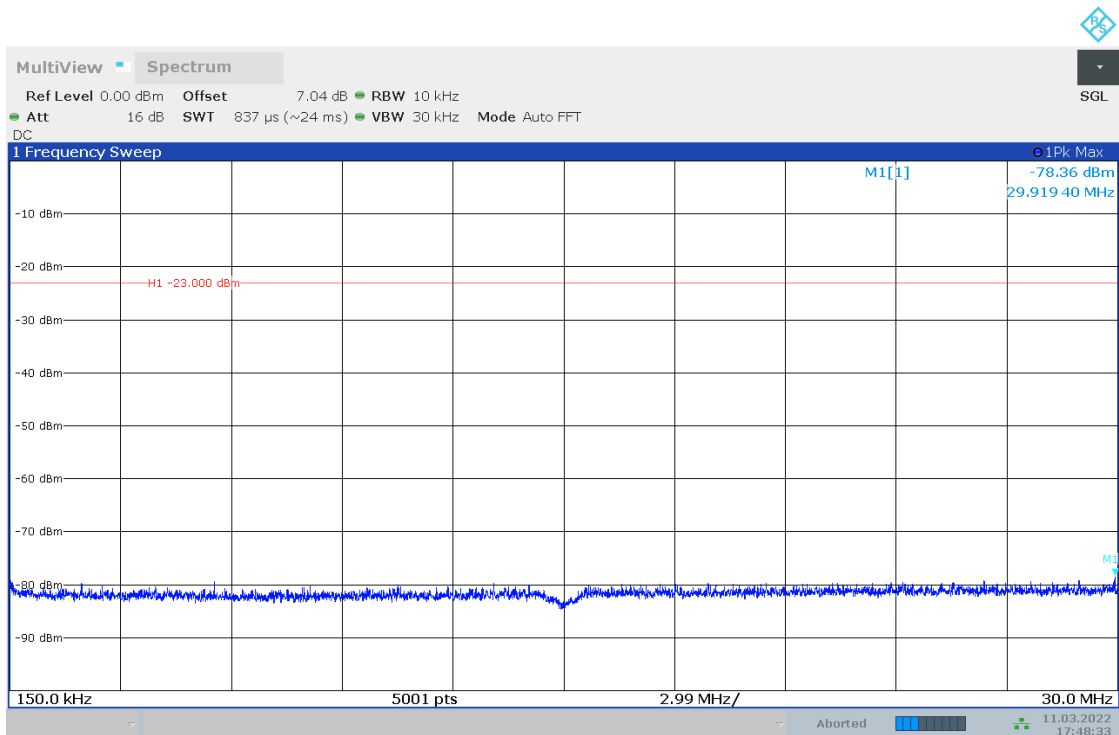


17:47:34 11.03.2022

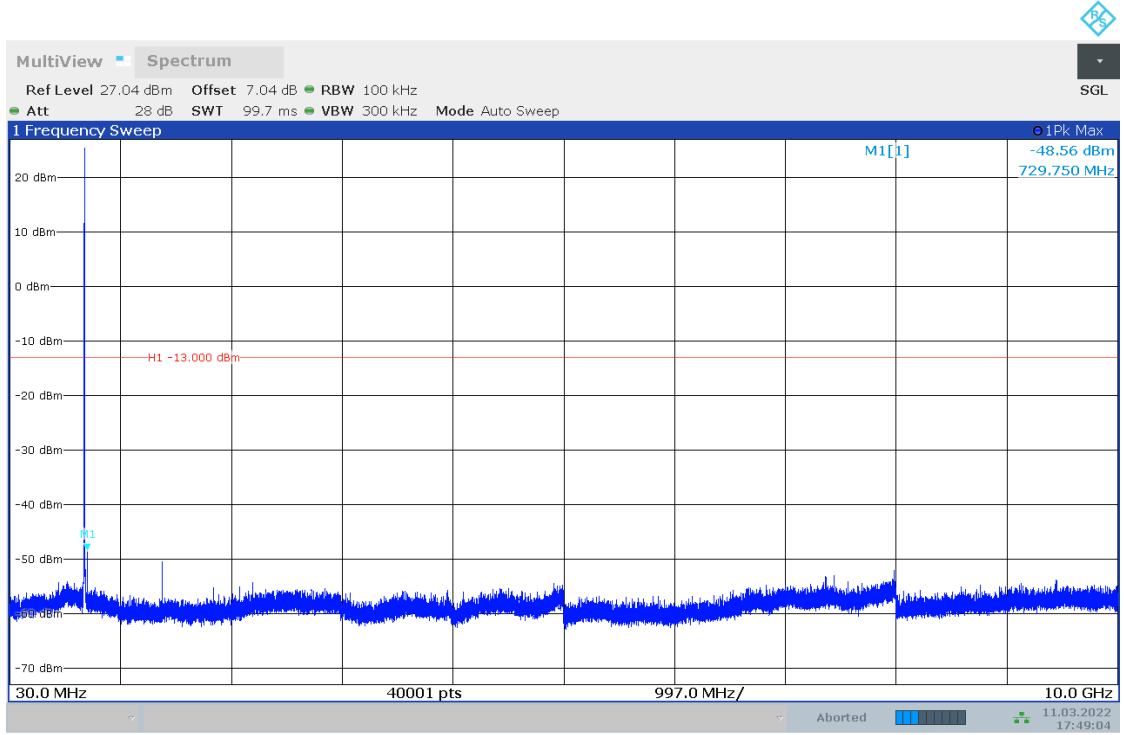
6.2.2 TM1_1.4MHZ_LCH_RB1#5



17:48:05 11.03.2022

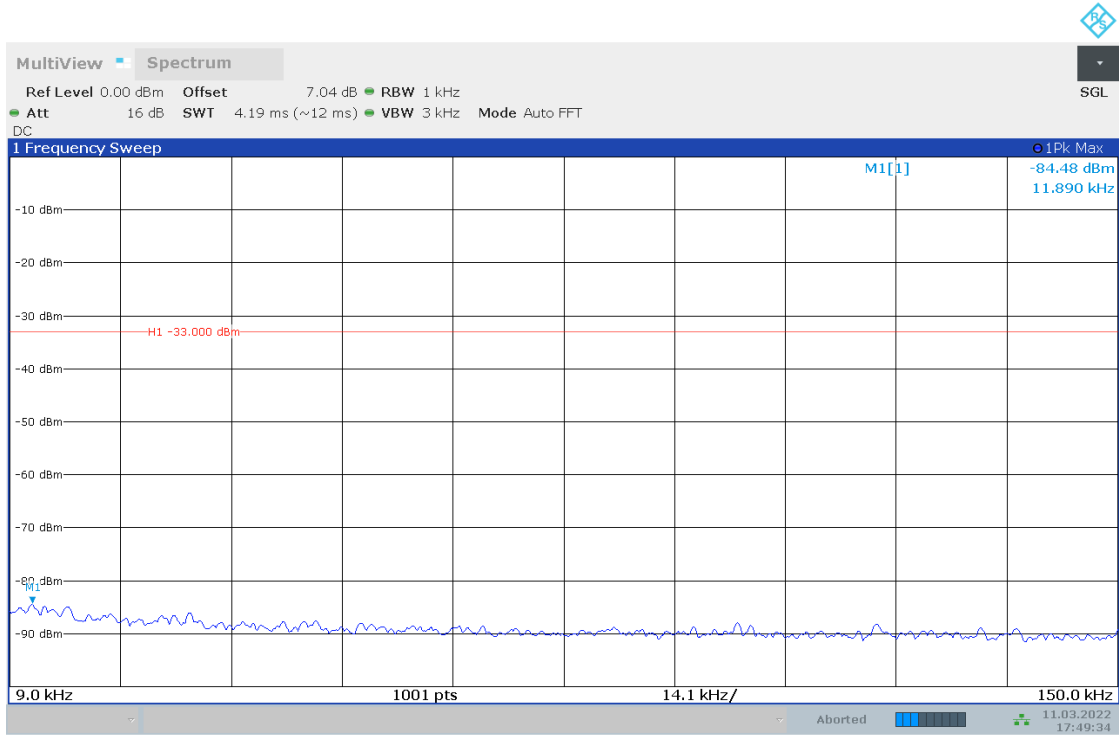


17:48:34 11.03.2022

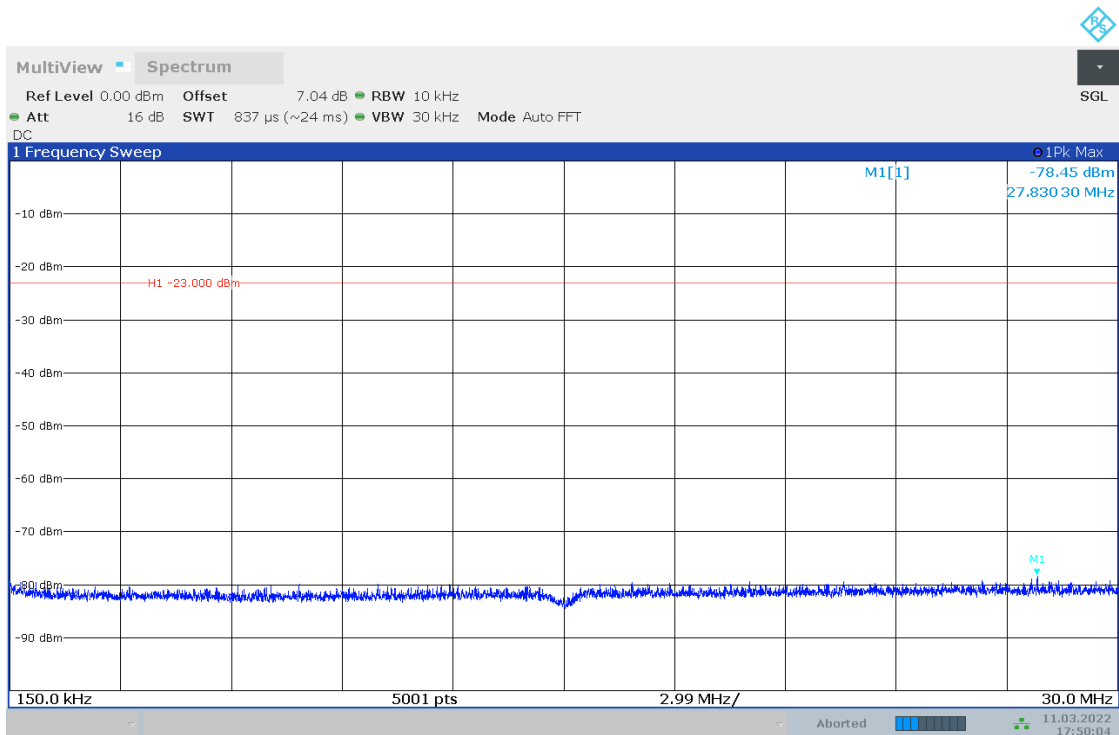


17:49:04 11.03.2022

6.2.3 TM1_1.4MHZ_LCH_RB6#0



17:49:35 11.03.2022



17:50:04 11.03.2022