

# Appendix for LTE Band 2

Model: LGE-NX9

BTL-FCCP-2-2203G019

<b>Table of Contents</b>	<b>Page</b>
<b>1 . APPENDIX A - EFFECTIVE (ISOTROPIC) RADIATED POWER OF TRANSMITTER</b>	<b>7</b>
1.1 TEST RESULTS	7
<b>2 . APPENDIX B - PEAK-TO-AVERAGE RATIO</b>	<b>9</b>
2.1 TEST RESULTS	9
<b>3 . APPENDIX C - MODULATION CHARACTERISTICS</b>	<b>10</b>
3.1 TEST PLOTS	10
3.1.1 TM1_1.4MHZ_MCH_RB6#0	10
3.1.2 TM1_5MHZ_MCH_RB25#0	10
3.1.3 TM1_20MHZ_MCH_RB100#0	11
3.1.4 TM2_1.4MHZ_MCH_RB6#0	11
3.1.5 TM2_5MHZ_MCH_RB25#0	12
3.1.6 TM2_20MHZ_MCH_RB100#0	12
3.1.7 TM3_1.4MHZ_MCH_RB6#0	13
3.1.8 TM3_5MHZ_MCH_RB25#0	13
3.1.9 TM3_20MHZ_MCH_RB100#0	14
<b>4 . APPENDIX D - OCCUPIED BANDWIDTH</b>	<b>15</b>
4.1 TEST RESULTS	15
4.2 TEST PLOTS	17
4.2.1 TM1_1.4MHZ_LCH_RB6#0	17
4.2.2 TM1_1.4MHZ_MCH_RB6#0	18
4.2.3 TM1_1.4MHZ_HCH_RB6#0	19
4.2.4 TM1_3MHZ_LCH_RB15#0	20
4.2.5 TM1_3MHZ_MCH_RB15#0	21
4.2.6 TM1_3MHZ_HCH_RB15#0	22
4.2.7 TM1_5MHZ_LCH_RB25#0	23
4.2.8 TM1_5MHZ_MCH_RB25#0	24
4.2.9 TM1_5MHZ_HCH_RB25#0	25
4.2.10 TM1_10MHZ_LCH_RB50#0	26
4.2.11 TM1_10MHZ_MCH_RB50#0	27
4.2.12 TM1_10MHZ_HCH_RB50#0	28
4.2.13 TM1_15MHZ_LCH_RB75#0	29
4.2.14 TM1_15MHZ_MCH_RB75#0	30
4.2.15 TM1_15MHZ_HCH_RB75#0	31
4.2.16 TM1_20MHZ_LCH_RB100#0	32
4.2.17 TM1_20MHZ_MCH_RB100#0	33
4.2.18 TM1_20MHZ_HCH_RB100#0	34
4.2.19 TM2_1.4MHZ_LCH_RB6#0	35
4.2.20 TM2_1.4MHZ_MCH_RB6#0	36
4.2.21 TM2_1.4MHZ_HCH_RB6#0	37

<b>Table of Contents</b>	<b>Page</b>
4.2.22 TM2_3MHZ_LCH_RB15#0	38
4.2.23 TM2_3MHZ_MCH_RB15#0	39
4.2.24 TM2_3MHZ_HCH_RB15#0	40
4.2.25 TM2_5MHZ_LCH_RB25#0	41
4.2.26 TM2_5MHZ_MCH_RB25#0	42
4.2.27 TM2_5MHZ_HCH_RB25#0	43
4.2.28 TM2_10MHZ_LCH_RB50#0	44
4.2.29 TM2_10MHZ_MCH_RB50#0	45
4.2.30 TM2_10MHZ_HCH_RB50#0	46
4.2.31 TM2_15MHZ_LCH_RB75#0	47
4.2.32 TM2_15MHZ_MCH_RB75#0	48
4.2.33 TM2_15MHZ_HCH_RB75#0	49
4.2.34 TM2_20MHZ_LCH_RB100#0	50
4.2.35 TM2_20MHZ_MCH_RB100#0	51
4.2.36 TM2_20MHZ_HCH_RB100#0	52
4.2.37 TM3_1.4MHZ_LCH_RB6#0	53
4.2.38 TM3_1.4MHZ_MCH_RB6#0	54
4.2.39 TM3_1.4MHZ_HCH_RB6#0	55
4.2.40 TM3_3MHZ_LCH_RB15#0	56
4.2.41 TM3_3MHZ_MCH_RB15#0	57
4.2.42 TM3_3MHZ_HCH_RB15#0	58
4.2.43 TM3_5MHZ_LCH_RB25#0	59
4.2.44 TM3_5MHZ_MCH_RB25#0	60
4.2.45 TM3_5MHZ_HCH_RB25#0	61
4.2.46 TM3_10MHZ_LCH_RB50#0	62
4.2.47 TM3_10MHZ_MCH_RB50#0	63
4.2.48 TM3_10MHZ_HCH_RB50#0	64
4.2.49 TM3_15MHZ_LCH_RB75#0	65
4.2.50 TM3_15MHZ_MCH_RB75#0	66
4.2.51 TM3_15MHZ_HCH_RB75#0	67
4.2.52 TM3_20MHZ_LCH_RB100#0	68
4.2.53 TM3_20MHZ_MCH_RB100#0	69
4.2.54 TM3_20MHZ_HCH_RB100#0	70
<b>5 . APPENDIX E - BAND EDGES COMPLIANCE</b>	<b>71</b>
5.1 TEST RESULTS	71
5.2 TEST PLOTS	73
5.2.1 TM1_1.4MHZ_LCH_RB6#0	73
5.2.2 TM1_1.4MHZ_LCH_RB1#0	73
5.2.3 TM1_1.4MHZ_LCH_RB1#5	74
5.2.4 TM1_1.4MHZ_HCH_RB6#0	74
5.2.5 TM1_1.4MHZ_HCH_RB1#0	75
5.2.6 TM1_1.4MHZ_HCH_RB1#5	75
5.2.7 TM1_5MHZ_LCH_RB25#0	76
5.2.8 TM1_5MHZ_LCH_RB1#0	76

<b>Table of Contents</b>	<b>Page</b>
5.2.9 TM1_5MHZ_LCH_RB1#24	77
5.2.10 TM1_5MHZ_HCH_RB25#0	77
5.2.11 TM1_5MHZ_HCH_RB1#0	78
5.2.12 TM1_5MHZ_HCH_RB1#24	78
5.2.13 TM1_20MHZ_LCH_RB100#0	79
5.2.14 TM1_20MHZ_LCH_RB1#0	79
5.2.15 TM1_20MHZ_LCH_RB1#99	80
5.2.16 TM1_20MHZ_HCH_RB100#0	80
5.2.17 TM1_20MHZ_HCH_RB1#0	81
5.2.18 TM1_20MHZ_HCH_RB1#99	81
5.2.19 TM2_1.4MHZ_LCH_RB6#0	82
5.2.20 TM2_1.4MHZ_LCH_RB1#0	82
5.2.21 TM2_1.4MHZ_LCH_RB1#5	83
5.2.22 TM2_1.4MHZ_HCH_RB6#0	83
5.2.23 TM2_1.4MHZ_HCH_RB1#0	84
5.2.24 TM2_1.4MHZ_HCH_RB1#5	84
5.2.25 TM2_5MHZ_LCH_RB25#0	85
5.2.26 TM2_5MHZ_LCH_RB1#0	85
5.2.27 TM2_5MHZ_LCH_RB1#24	86
5.2.28 TM2_5MHZ_HCH_RB25#0	86
5.2.29 TM2_5MHZ_HCH_RB1#0	87
5.2.30 TM2_5MHZ_HCH_RB1#24	87
5.2.31 TM2_20MHZ_LCH_RB100#0	88
5.2.32 TM2_20MHZ_LCH_RB1#0	88
5.2.33 TM2_20MHZ_LCH_RB1#99	89
5.2.34 TM2_20MHZ_HCH_RB100#0	89
5.2.35 TM2_20MHZ_HCH_RB1#0	90
5.2.36 TM2_20MHZ_HCH_RB1#99	90
5.2.37 TM3_1.4MHZ_LCH_RB6#0	91
5.2.38 TM3_1.4MHZ_LCH_RB1#0	91
5.2.39 TM3_1.4MHZ_LCH_RB1#5	92
5.2.40 TM3_1.4MHZ_HCH_RB6#0	92
5.2.41 TM3_1.4MHZ_HCH_RB1#0	93
5.2.42 TM3_1.4MHZ_HCH_RB1#5	93
5.2.43 TM3_5MHZ_LCH_RB25#0	94
5.2.44 TM3_5MHZ_LCH_RB1#0	94
5.2.45 TM3_5MHZ_LCH_RB1#24	95
5.2.46 TM3_5MHZ_HCH_RB25#0	95
5.2.47 TM3_5MHZ_HCH_RB1#0	96
5.2.48 TM3_5MHZ_HCH_RB1#24	96
5.2.49 TM3_20MHZ_LCH_RB100#0	97
5.2.50 TM3_20MHZ_LCH_RB1#0	97
5.2.51 TM3_20MHZ_LCH_RB1#99	98
5.2.52 TM3_20MHZ_HCH_RB100#0	98
5.2.53 TM3_20MHZ_HCH_RB1#0	99

<b>Table of Contents</b>	<b>Page</b>
5.2.54 TM3_20MHZ_HCH_RB1#99	99
<b>6 . APPENDIX F - SPURIOUS EMISSION AT ANTENNA TERMINAL</b>	<b>100</b>
6.1 TEST RESULTS	100
6.2 TEST PLOTS	106
6.2.1 TM1_1.4MHZ_LCH_RB6#0	106
6.2.2 TM1_1.4MHZ_LCH_RB1#0	108
6.2.3 TM1_1.4MHZ_LCH_RB1#5	110
6.2.4 TM1_1.4MHZ_MCH_RB6#0	112
6.2.5 TM1_1.4MHZ_MCH_RB1#0	114
6.2.6 TM1_1.4MHZ_MCH_RB1#5	116
6.2.7 TM1_1.4MHZ_HCH_RB6#0	118
6.2.8 TM1_1.4MHZ_HCH_RB1#0	120
6.2.9 TM1_1.4MHZ_HCH_RB1#5	122
6.2.10 TM1_5MHZ_LCH_RB25#0	124
6.2.11 TM1_5MHZ_LCH_RB1#0	126
6.2.12 TM1_5MHZ_LCH_RB1#24	128
6.2.13 TM1_5MHZ_MCH_RB25#0	130
6.2.14 TM1_5MHZ_MCH_RB1#0	132
6.2.15 TM1_5MHZ_MCH_RB1#24	134
6.2.16 TM1_5MHZ_HCH_RB25#0	136
6.2.17 TM1_5MHZ_HCH_RB1#0	138
6.2.18 TM1_5MHZ_HCH_RB1#24	140
6.2.19 TM1_20MHZ_LCH_RB100#0	142
6.2.20 TM1_20MHZ_LCH_RB1#0	144
6.2.21 TM1_20MHZ_LCH_RB1#99	146
6.2.22 TM1_20MHZ_MCH_RB100#0	148
6.2.23 TM1_20MHZ_MCH_RB1#0	150
6.2.24 TM1_20MHZ_MCH_RB1#99	152
6.2.25 TM1_20MHZ_HCH_RB100#0	154
6.2.26 TM1_20MHZ_HCH_RB1#0	156
6.2.27 TM1_20MHZ_HCH_RB1#99	158
6.2.28 TM2_1.4MHZ_LCH_RB6#0	160
6.2.29 TM2_1.4MHZ_LCH_RB1#0	162
6.2.30 TM2_1.4MHZ_LCH_RB1#5	164
6.2.31 TM2_1.4MHZ_MCH_RB6#0	166
6.2.32 TM2_1.4MHZ_MCH_RB1#0	168
6.2.33 TM2_1.4MHZ_MCH_RB1#5	170
6.2.34 TM2_1.4MHZ_HCH_RB6#0	172
6.2.35 TM2_1.4MHZ_HCH_RB1#0	174
6.2.36 TM2_1.4MHZ_HCH_RB1#5	176
6.2.37 TM2_5MHZ_LCH_RB25#0	178
6.2.38 TM2_5MHZ_LCH_RB1#0	180
6.2.39 TM2_5MHZ_LCH_RB1#24	182
6.2.40 TM2_5MHZ_MCH_RB25#0	184

<b>Table of Contents</b>	<b>Page</b>
6.2.41 TM2_5MHZ_MCH_RB1#0	186
6.2.42 TM2_5MHZ_MCH_RB1#24	188
6.2.43 TM2_5MHZ_HCH_RB25#0	190
6.2.44 TM2_5MHZ_HCH_RB1#0	192
6.2.45 TM2_5MHZ_HCH_RB1#24	194
6.2.46 TM2_20MHZ_LCH_RB100#0	196
6.2.47 TM2_20MHZ_LCH_RB1#0	198
6.2.48 TM2_20MHZ_LCH_RB1#99	200
6.2.49 TM2_20MHZ_MCH_RB100#0	202
6.2.50 TM2_20MHZ_MCH_RB1#0	204
6.2.51 TM2_20MHZ_MCH_RB1#99	206
6.2.52 TM2_20MHZ_HCH_RB100#0	208
6.2.53 TM2_20MHZ_HCH_RB1#0	210
6.2.54 TM2_20MHZ_HCH_RB1#99	212
<b>7 . APPENDIX G - FREQUENCY STABILITY</b>	<b>214</b>
7.1 TEST RESULTS	214
7.1.1 FREQUENCY ERROR VS. VOLTAGE	214
7.1.2 FREQUENCY ERROR VS. TEMPERATURE	216

## 1. APPENDIX A - EFFECTIVE (ISOTROPIC) RADIATED POWER OF TRANSMITTER

### 1.1 TEST RESULTS

Effective (Isotropic) Radiated Power of Transmitter									
Test Mode	Test Bandwidth [MHz]	Test Channel	Test RB	Modulation	Measured [dBm]	Gain [dBi]	EIRP [dBm]	Limit [dBm]	Verdict
TM1	1.4	LCH	RB6#0	QPSK	23.85	-3.2	20.65	33	PASS
			RB1#0	QPSK	25.01	-3.2	21.81	33	PASS
			RB1#5	QPSK	24.84	-3.2	21.64	33	PASS
		MCH	RB6#0	QPSK	23.86	-3.2	20.66	33	PASS
			RB1#0	QPSK	24.94	-3.2	21.74	33	PASS
			RB1#5	QPSK	24.82	-3.2	21.62	33	PASS
		HCH	RB6#0	QPSK	23.77	-3.2	20.57	33	PASS
			RB1#0	QPSK	24.88	-3.2	21.68	33	PASS
			RB1#5	QPSK	24.72	-3.2	21.52	33	PASS
	5	LCH	RB25#0	QPSK	23.93	-3.2	20.73	33	PASS
			RB1#0	QPSK	25.01	-3.2	21.81	33	PASS
			RB1#24	QPSK	24.85	-3.2	21.65	33	PASS
		MCH	RB25#0	QPSK	23.79	-3.2	20.59	33	PASS
			RB1#0	QPSK	24.85	-3.2	21.65	33	PASS
			RB1#24	QPSK	24.75	-3.2	21.55	33	PASS
		HCH	RB25#0	QPSK	23.78	-3.2	20.58	33	PASS
			RB1#0	QPSK	24.78	-3.2	21.58	33	PASS
			RB1#24	QPSK	24.74	-3.2	21.54	33	PASS
	20	LCH	RB100#0	QPSK	23.79	-3.2	20.59	33	PASS
			RB1#0	QPSK	24.76	-3.2	21.56	33	PASS
			RB1#99	QPSK	24.67	-3.2	21.47	33	PASS
		MCH	RB100#0	QPSK	23.65	-3.2	20.45	33	PASS
			RB1#0	QPSK	24.61	-3.2	21.41	33	PASS
			RB1#99	QPSK	24.61	-3.2	21.41	33	PASS
		HCH	RB100#0	QPSK	23.71	-3.2	20.51	33	PASS
			RB1#0	QPSK	24.61	-3.2	21.41	33	PASS
			RB1#99	QPSK	24.47	-3.2	21.27	33	PASS

Effective (Isotropic) Radiated Power of Transmitter									
Test Mode	Test Bandwidth [MHz]	Test Channel	Test RB	Modulation	Measured [dBm]	Gain [dBi]	EIRP [dBm]	Limit [dBm]	Verdict
TM2	1.4	LCH	RB6#0	16QAM	22.83	-3.2	19.63	33	PASS
			RB1#0	16QAM	24.18	-3.2	20.98	33	PASS
			RB1#5	16QAM	24.11	-3.2	20.91	33	PASS
		MCH	RB6#0	16QAM	22.79	-3.2	19.59	33	PASS
			RB1#0	16QAM	24.06	-3.2	20.86	33	PASS
			RB1#5	16QAM	23.99	-3.2	20.79	33	PASS
		HCH	RB6#0	16QAM	22.76	-3.2	19.56	33	PASS
			RB1#0	16QAM	23.91	-3.2	20.71	33	PASS
			RB1#5	16QAM	23.74	-3.2	20.54	33	PASS
	5	LCH	RB25#0	16QAM	22.83	-3.2	19.63	33	PASS
			RB1#0	16QAM	24.19	-3.2	20.99	33	PASS
			RB1#24	16QAM	24.11	-3.2	20.91	33	PASS
		MCH	RB25#0	16QAM	22.72	-3.2	19.52	33	PASS
			RB1#0	16QAM	24.24	-3.2	21.04	33	PASS
			RB1#24	16QAM	24.06	-3.2	20.86	33	PASS
		HCH	RB25#0	16QAM	22.71	-3.2	19.51	33	PASS
			RB1#0	16QAM	24.07	-3.2	20.87	33	PASS
			RB1#24	16QAM	24.06	-3.2	20.86	33	PASS
	20	LCH	RB100#0	16QAM	22.72	-3.2	19.52	33	PASS
			RB1#0	16QAM	24.15	-3.2	20.95	33	PASS
			RB1#99	16QAM	24.02	-3.2	20.82	33	PASS
		MCH	RB100#0	16QAM	22.56	-3.2	19.36	33	PASS
			RB1#0	16QAM	24.06	-3.2	20.86	33	PASS
			RB1#99	16QAM	23.91	-3.2	20.71	33	PASS
		HCH	RB100#0	16QAM	22.61	-3.2	19.41	33	PASS
			RB1#0	16QAM	23.79	-3.2	20.59	33	PASS
			RB1#99	16QAM	23.75	-3.2	20.55	33	PASS



## 2. APPENDIX B - PEAK-TO-AVERAGE RATIO

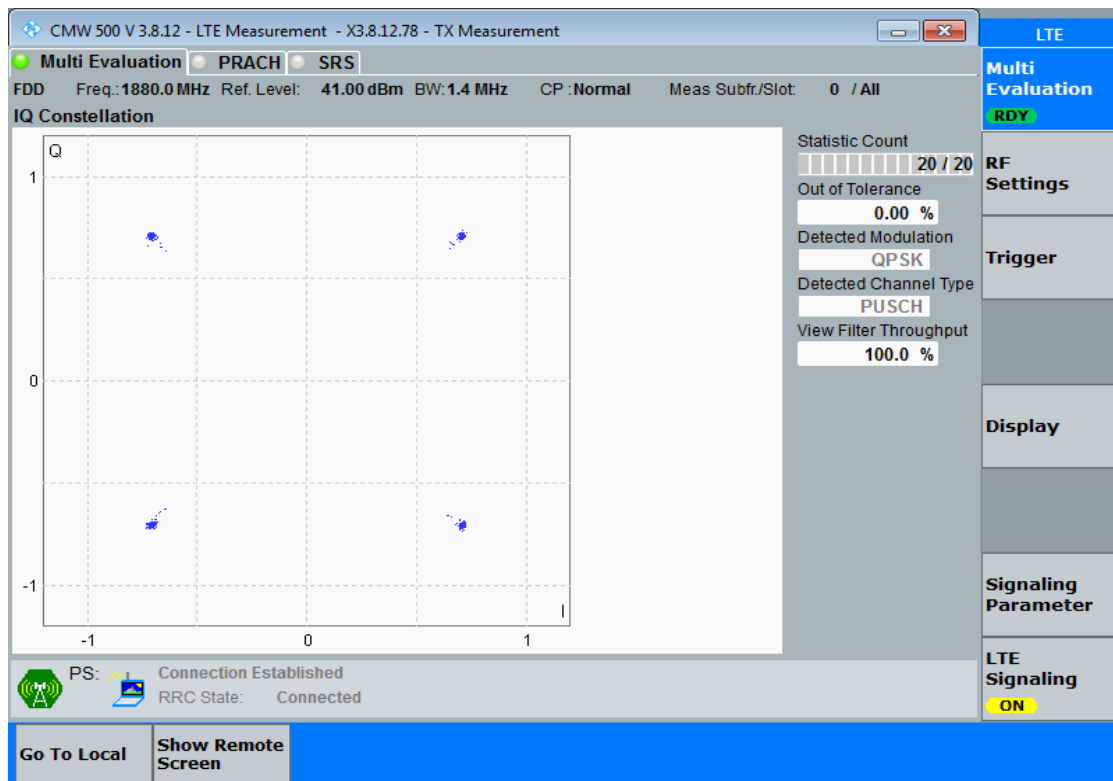
### 2.1 TEST RESULTS

Peak-to-Average Ratio							
Test Mode	Test Bandwidth [MHz]	Test Channel	Test RB	Modulation	Measured [dBm]	Limit [dBm]	Verdict
TM1	1.4	MCH	RB6#0	QPSK	4.80	13	PASS
			RB1#0	QPSK	3.70	13	PASS
			RB1#5	QPSK	3.71	13	PASS
	5		RB25#0	QPSK	5.44	13	PASS
			RB1#0	QPSK	3.75	13	PASS
			RB1#24	QPSK	3.77	13	PASS
			RB100#0	QPSK	5.53	13	PASS
			RB1#0	QPSK	3.70	13	PASS
			RB1#99	QPSK	3.80	13	PASS
TM2	1.4	MCH	RB6#0	16QAM	5.62	13	PASS
			RB1#0	16QAM	4.49	13	PASS
			RB1#5	16QAM	4.55	13	PASS
	5		RB25#0	16QAM	6.44	13	PASS
			RB1#0	16QAM	4.37	13	PASS
			RB1#24	16QAM	4.44	13	PASS
			RB100#0	16QAM	6.50	13	PASS
			RB1#0	16QAM	4.40	13	PASS
			RB1#99	16QAM	4.36	13	PASS
TM3	1.4	MCH	RB6#0	64QAM	6.48	13	PASS
			RB1#0	64QAM	5.29	13	PASS
			RB1#5	64QAM	5.23	13	PASS
	5		RB25#0	64QAM	7.01	13	PASS
			RB1#0	64QAM	5.34	13	PASS
			RB1#24	64QAM	5.46	13	PASS
			RB100#0	64QAM	7.39	13	PASS
			RB1#0	64QAM	5.26	13	PASS
			RB1#99	64QAM	5.37	13	PASS
20	RB1#0	64QAM	5.26	13	PASS		
	RB1#99	64QAM	5.37	13	PASS		
	RB1#0	64QAM	5.26	13	PASS		

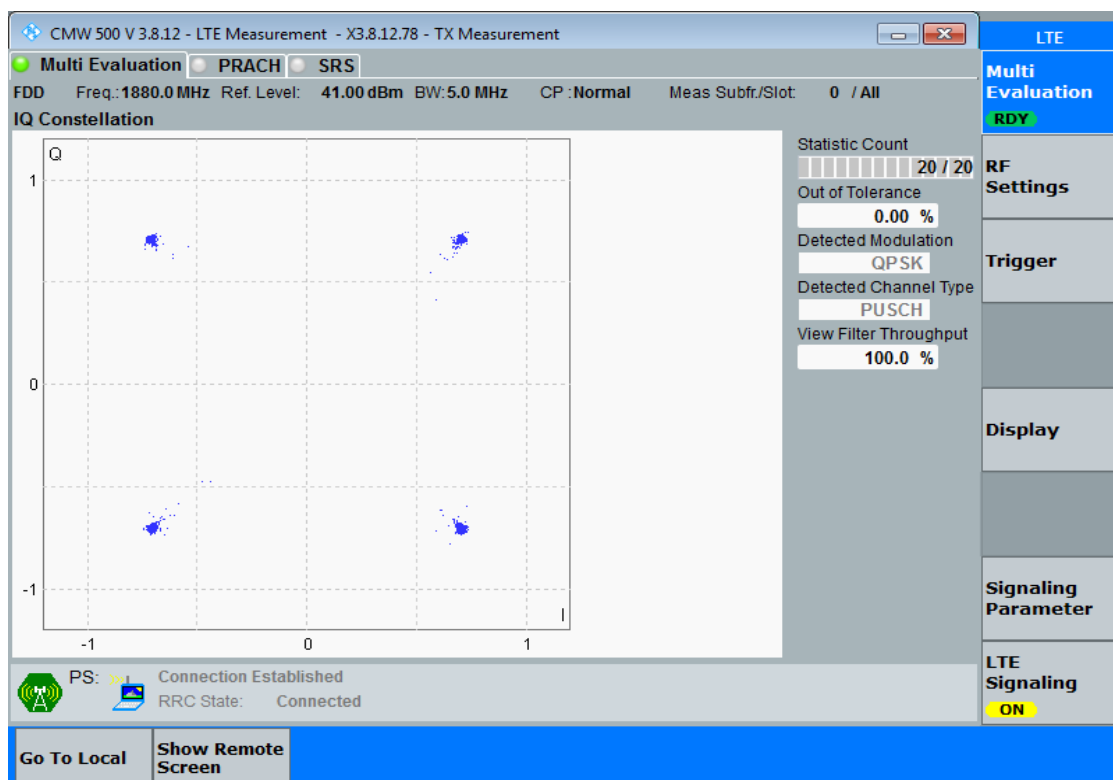
### 3. APPENDIX C - MODULATION CHARACTERISTICS

#### 3.1 TEST PLOTS

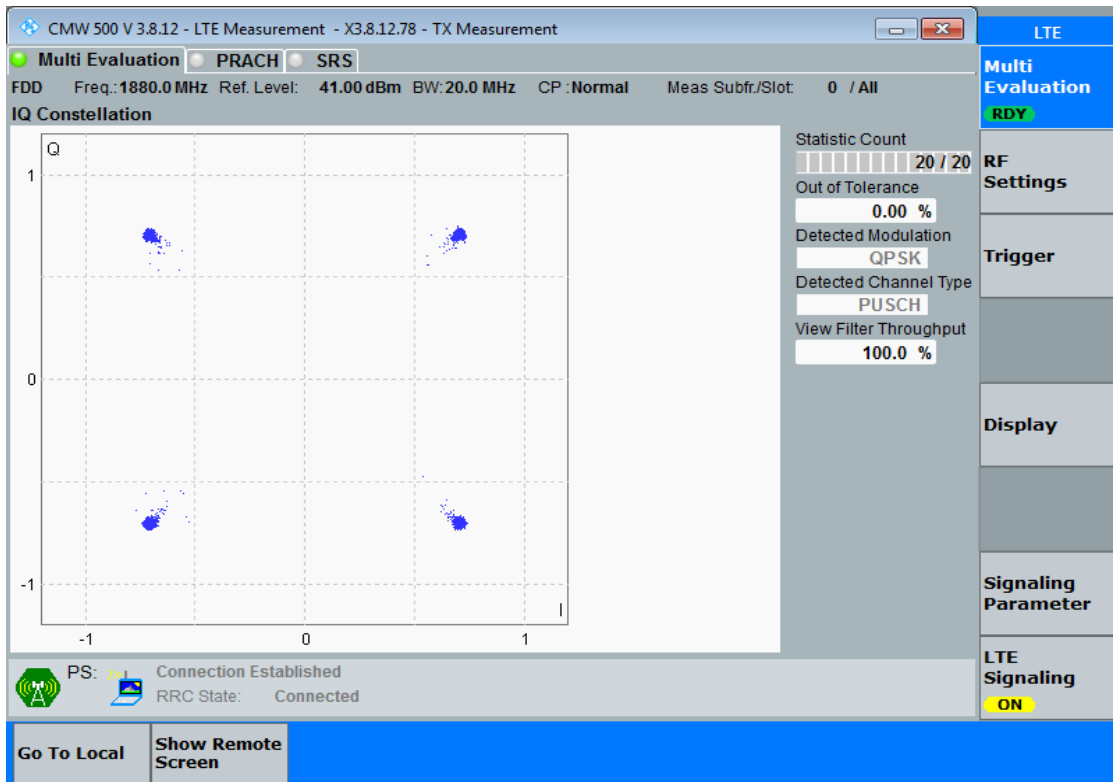
##### 3.1.1 TM1\_1.4MHZ\_MCH\_RB6#0



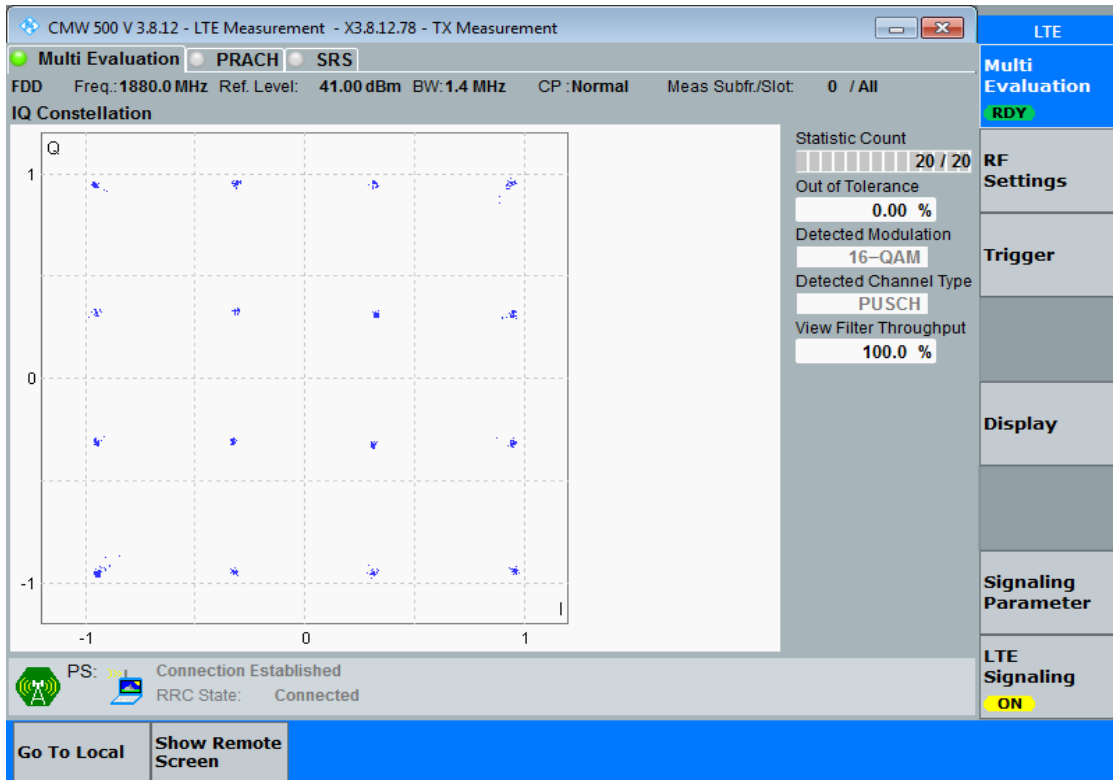
##### 3.1.2 TM1\_5MHZ\_MCH\_RB25#0



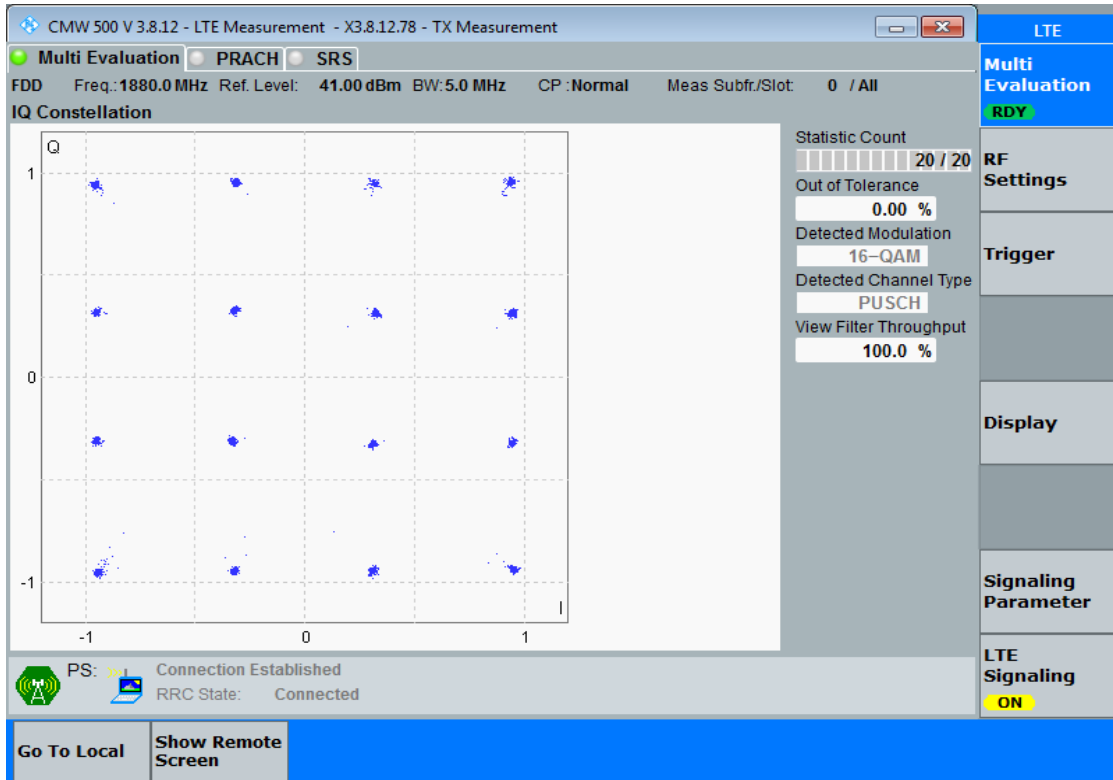
### 3.1.3 TM1\_20MHZ\_MCH\_RB100#0



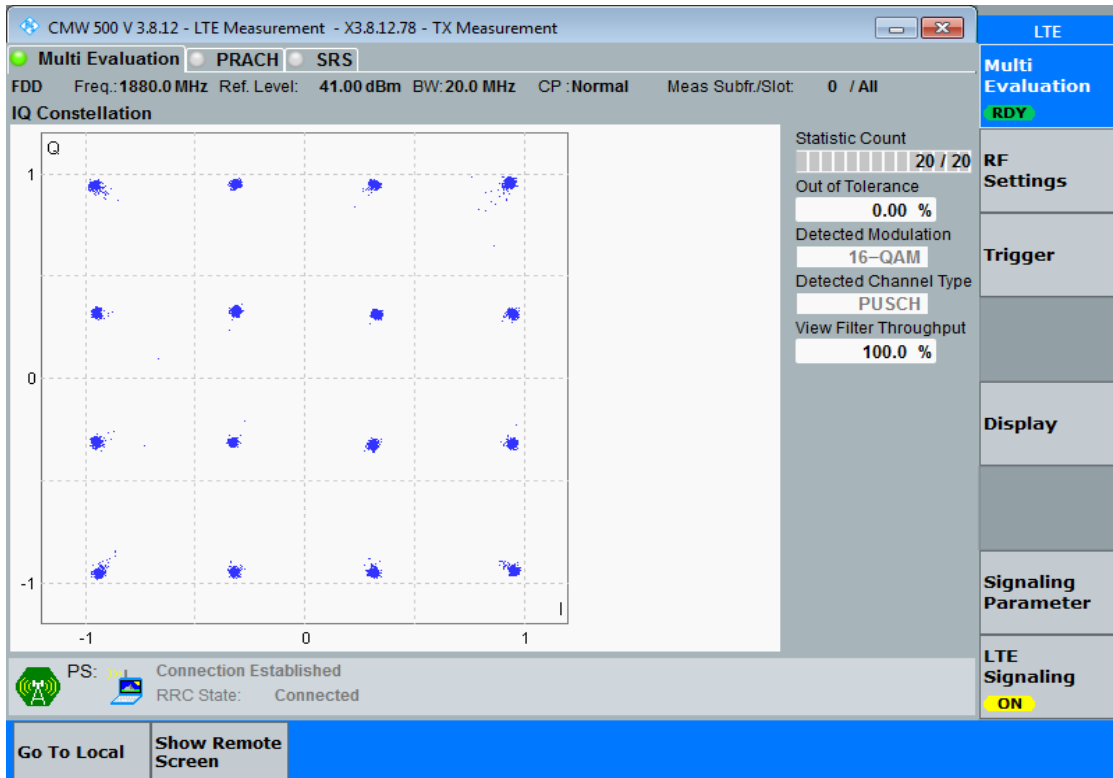
### 3.1.4 TM2\_1.4MHZ\_MCH\_RB6#0



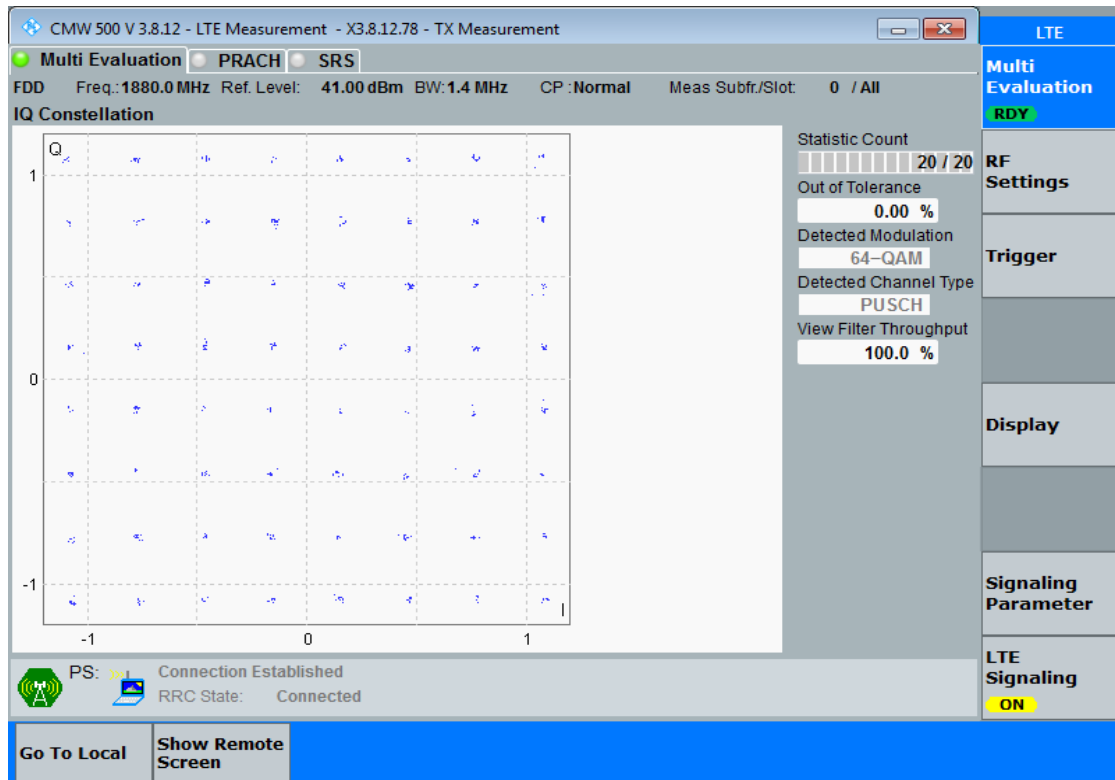
### 3.1.5 TM2\_5MHZ\_MCH\_RB25#0



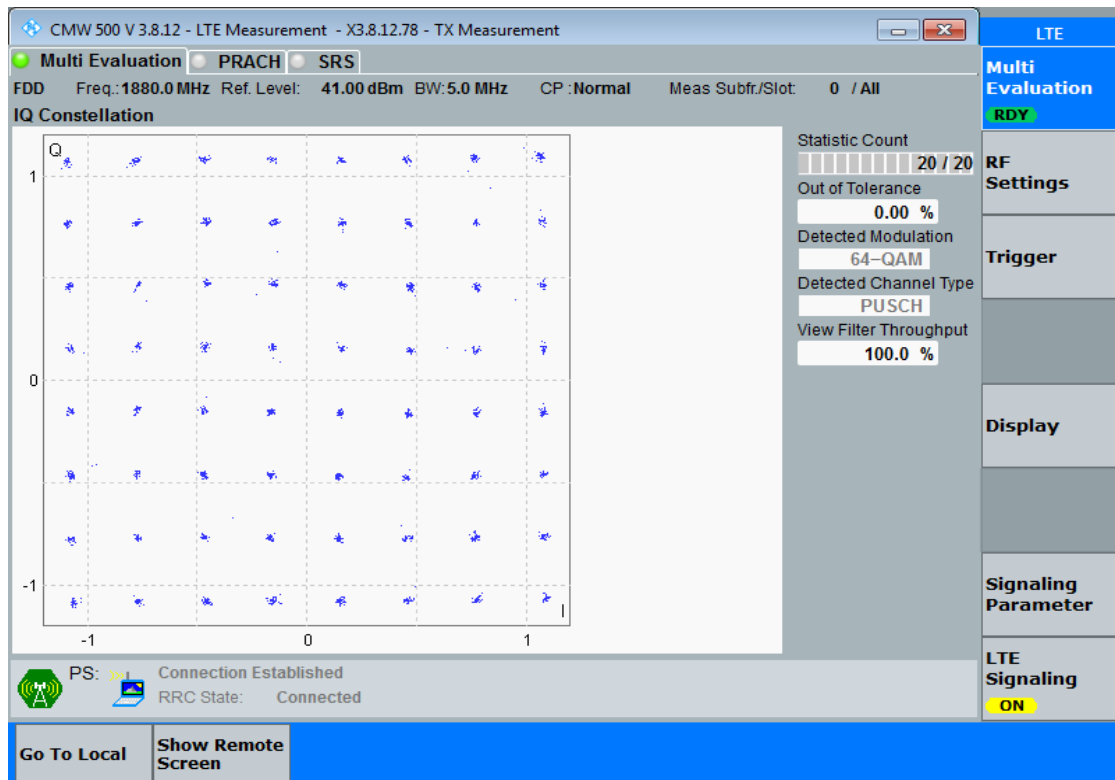
### 3.1.6 TM2\_20MHZ\_MCH\_RB100#0



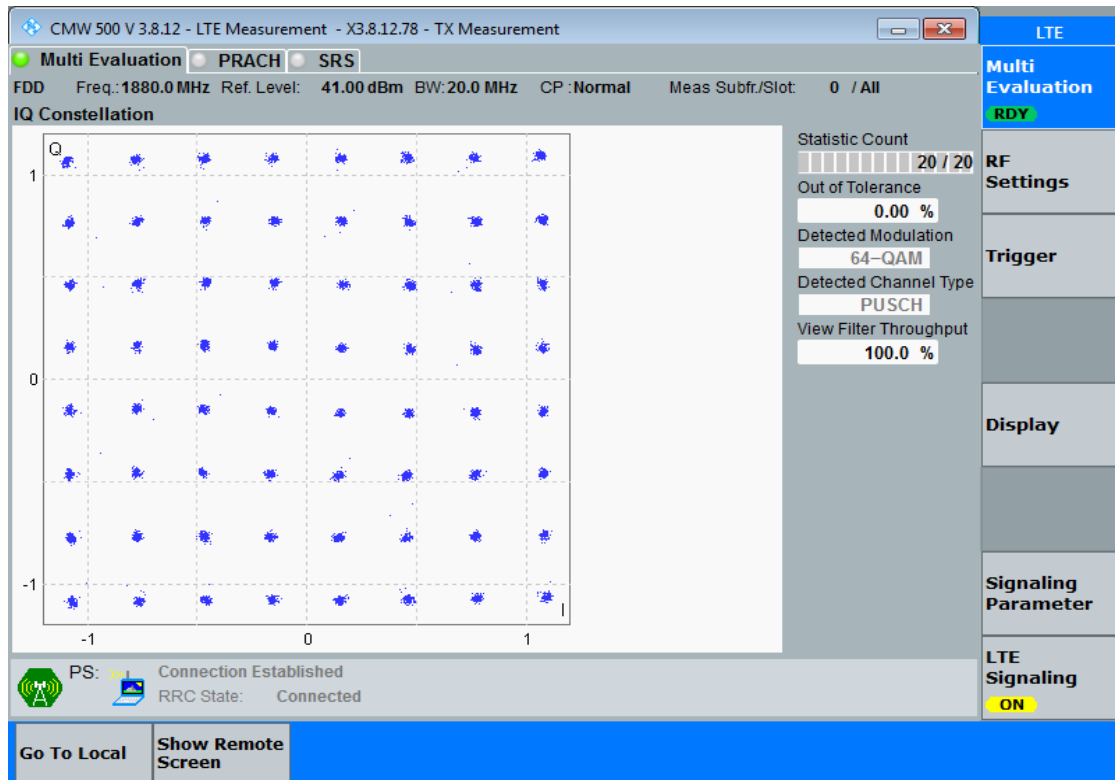
### 3.1.7 TM3\_1.4MHZ\_MCH\_RB6#0



### 3.1.8 TM3\_5MHZ\_MCH\_RB25#0



### 3.1.9 TM3\_20MHZ\_MCH\_RB100#0



## 4. APPENDIX D - OCCUPIED BANDWIDTH

### 4.1 TEST RESULTS

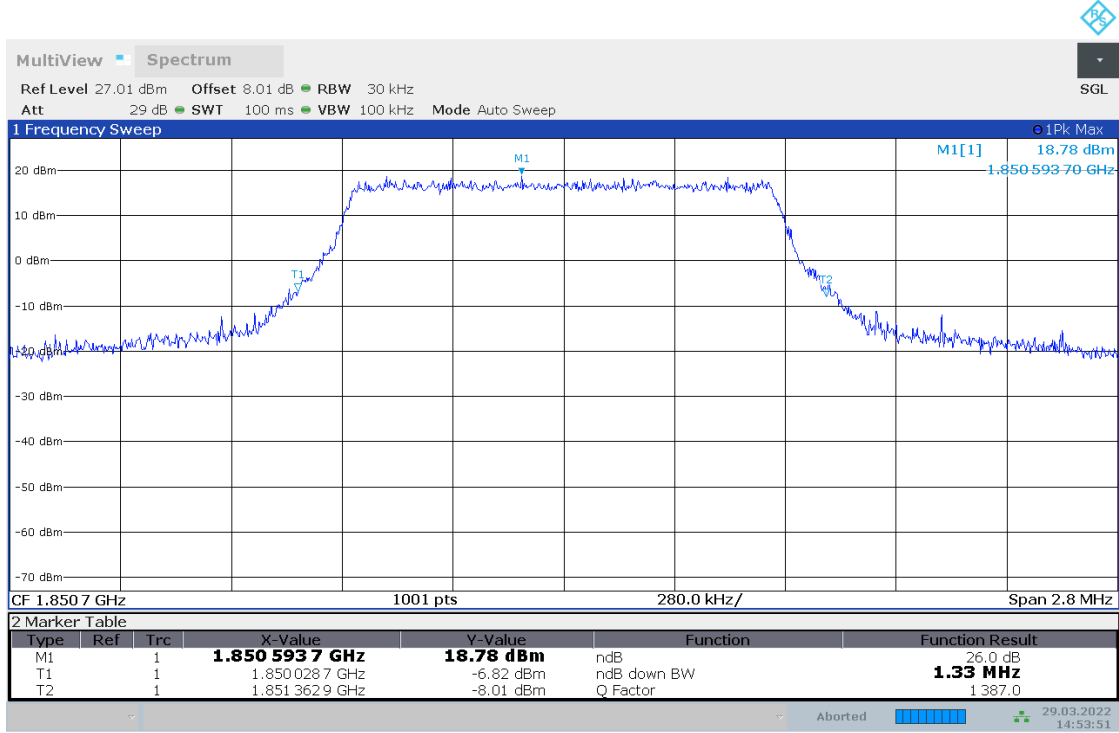
Occupied Bandwidth							
Test Mode	Test Bandwidth [MHz]	Test Channel	Test RB	Modulation	Occupied Bandwidth [MHz]	Emission Bandwidth [MHz]	Verdict
TM1	1.4	LCH	RB6#0	QPSK	1.10	1.33	PASS
		MCH	RB6#0	QPSK	1.11	1.37	PASS
		HCH	RB6#0	QPSK	1.11	1.34	PASS
	3	LCH	RB15#0	QPSK	2.71	3.04	PASS
		MCH	RB15#0	QPSK	2.71	3.06	PASS
		HCH	RB15#0	QPSK	2.70	3.04	PASS
	5	LCH	RB25#0	QPSK	4.52	5.14	PASS
		MCH	RB25#0	QPSK	4.52	5.16	PASS
		HCH	RB25#0	QPSK	4.52	5.20	PASS
	10	LCH	RB50#0	QPSK	9.00	10.01	PASS
		MCH	RB50#0	QPSK	9.00	10.07	PASS
		HCH	RB50#0	QPSK	9.00	10.07	PASS
	15	LCH	RB75#0	QPSK	13.48	15.02	PASS
		MCH	RB75#0	QPSK	13.50	15.04	PASS
		HCH	RB75#0	QPSK	13.51	15.04	PASS
20	LCH	RB100#0	QPSK	18.06	20.10	PASS	
	MCH	RB100#0	QPSK	18.07	20.06	PASS	
	HCH	RB100#0	QPSK	18.02	20.06	PASS	
TM2	1.4	LCH	RB6#0	16QAM	1.11	1.36	PASS
		MCH	RB6#0	16QAM	1.11	1.36	PASS
		HCH	RB6#0	16QAM	1.11	1.36	PASS
	3	LCH	RB15#0	16QAM	2.71	3.03	PASS
		MCH	RB15#0	16QAM	2.71	3.06	PASS
		HCH	RB15#0	16QAM	2.70	3.04	PASS
	5	LCH	RB25#0	16QAM	4.52	5.16	PASS
		MCH	RB25#0	16QAM	4.53	5.17	PASS
		HCH	RB25#0	16QAM	4.52	5.14	PASS
	10	LCH	RB50#0	16QAM	9.03	10.07	PASS
		MCH	RB50#0	16QAM	9.02	10.03	PASS
		HCH	RB50#0	16QAM	9.03	10.11	PASS
	15	LCH	RB75#0	16QAM	13.50	14.93	PASS
		MCH	RB75#0	16QAM	13.51	15.02	PASS
		HCH	RB75#0	16QAM	13.51	15.02	PASS
20	LCH	RB100#0	16QAM	18.07	20.10	PASS	
	MCH	RB100#0	16QAM	18.07	20.06	PASS	
	HCH	RB100#0	16QAM	18.09	19.98	PASS	

Occupied Bandwidth							
Test Mode	Test Bandwidth [MHz]	Test Channel	Test RB	Modulation	Occupied Bandwidth [MHz]	Emission Bandwidth [MHz]	Verdict
TM3	1.4	LCH	RB6#0	64QAM	1.11	1.37	PASS
		MCH	RB6#0	64QAM	1.11	1.38	PASS
		HCH	RB6#0	64QAM	1.11	1.36	PASS
	3	LCH	RB15#0	64QAM	2.71	3.03	PASS
		MCH	RB15#0	64QAM	2.70	3.04	PASS
		HCH	RB15#0	64QAM	2.71	3.06	PASS
	5	LCH	RB25#0	64QAM	4.54	5.17	PASS
		MCH	RB25#0	64QAM	4.53	5.18	PASS
		HCH	RB25#0	64QAM	4.52	5.21	PASS
	10	LCH	RB50#0	64QAM	9.02	10.11	PASS
		MCH	RB50#0	64QAM	9.00	10.13	PASS
		HCH	RB50#0	64QAM	9.01	9.97	PASS
	15	LCH	RB75#0	64QAM	13.50	15.02	PASS
		MCH	RB75#0	64QAM	13.51	15.07	PASS
		HCH	RB75#0	64QAM	13.51	14.98	PASS
	20	LCH	RB100#0	64QAM	18.07	20.14	PASS
		MCH	RB100#0	64QAM	18.07	20.02	PASS
		HCH	RB100#0	64QAM	18.06	20.02	PASS

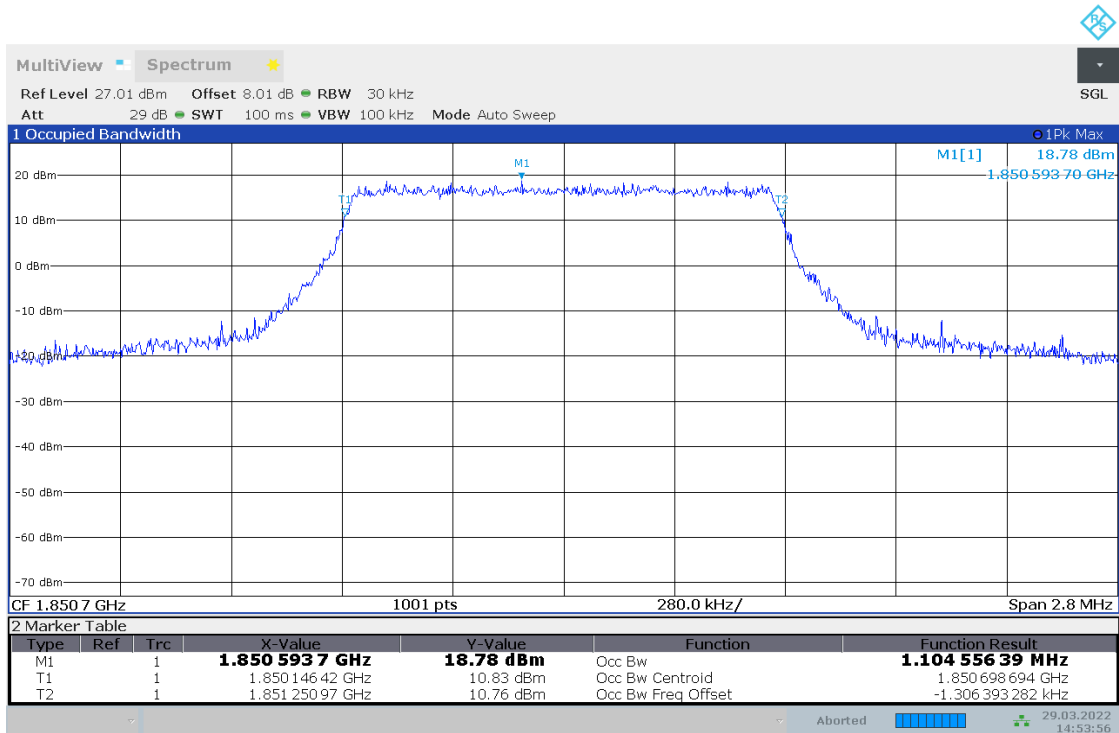


## 4.2 TEST PLOTS

### 4.2.1 TM1\_1.4MHZ\_LCH\_RB6#0

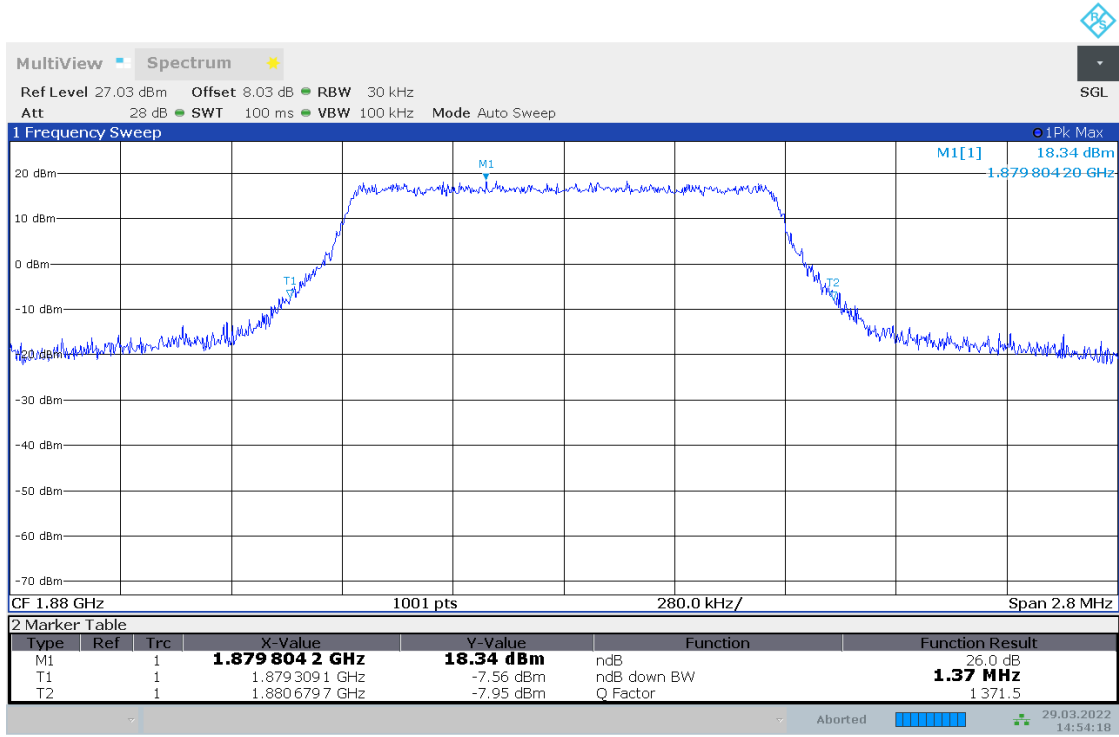


14:53:51 29.03.2022

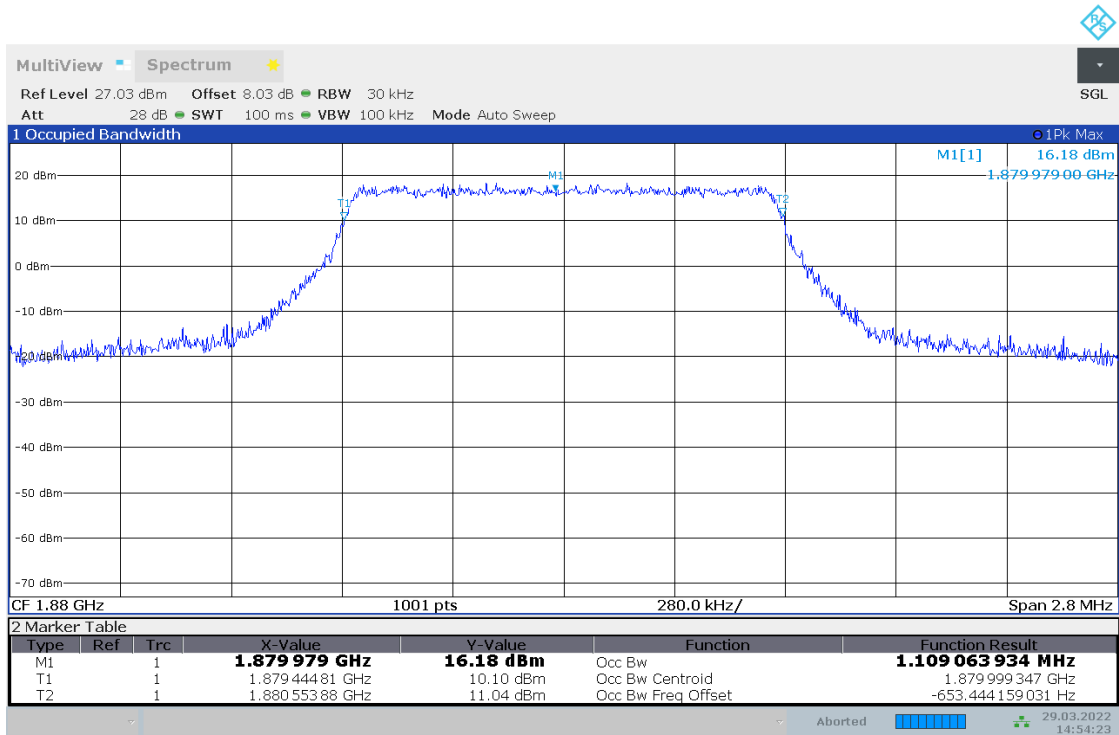


14:53:57 29.03.2022

## 4.2.2 TM1\_1.4MHZ\_MCH\_RB6#0

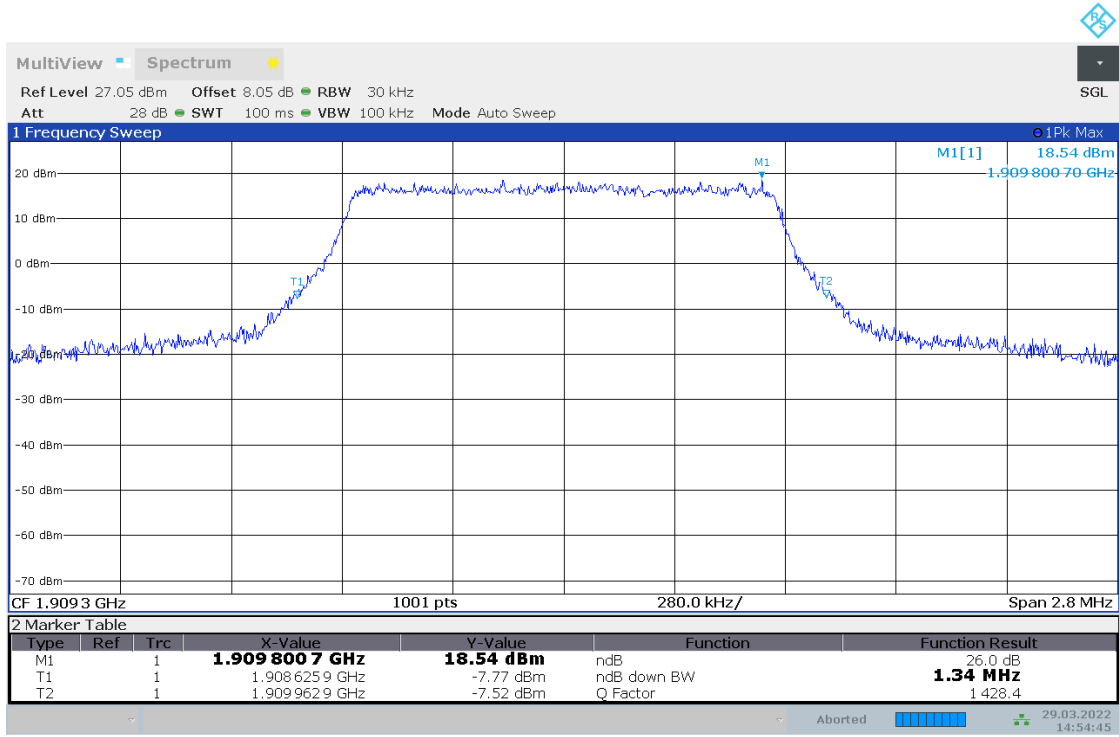


14:54:19 29.03.2022

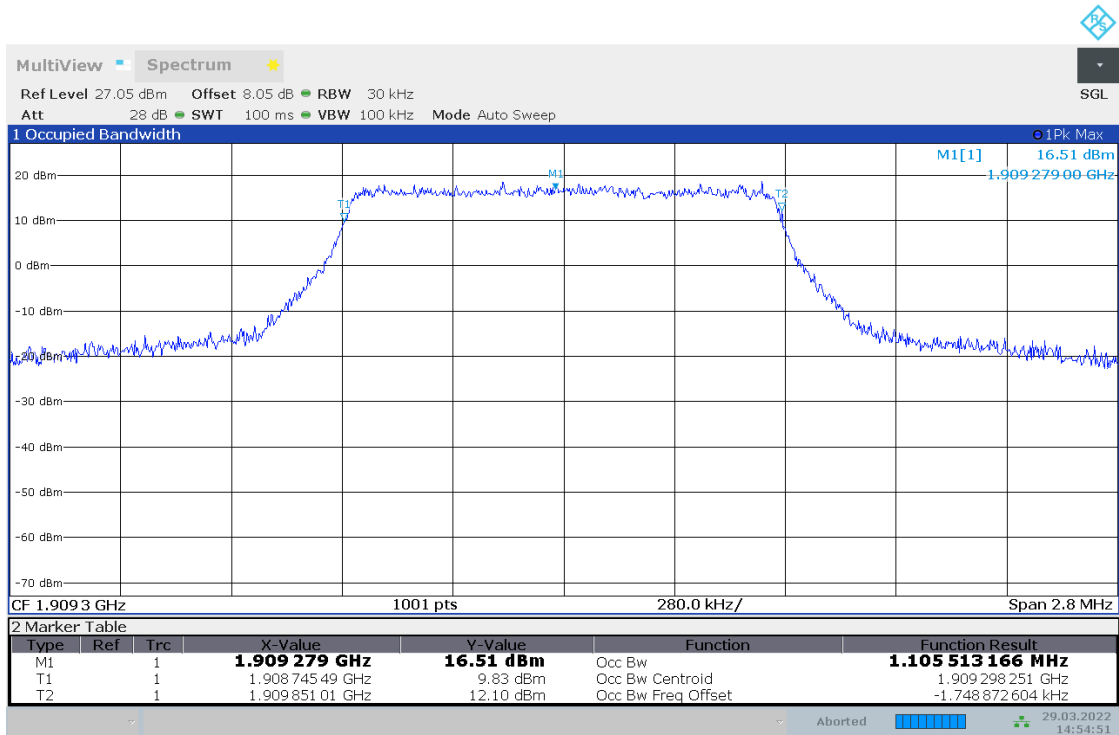


14:54:24 29.03.2022

## 4.2.3 TM1\_1.4MHZ\_HCH\_RB6#0

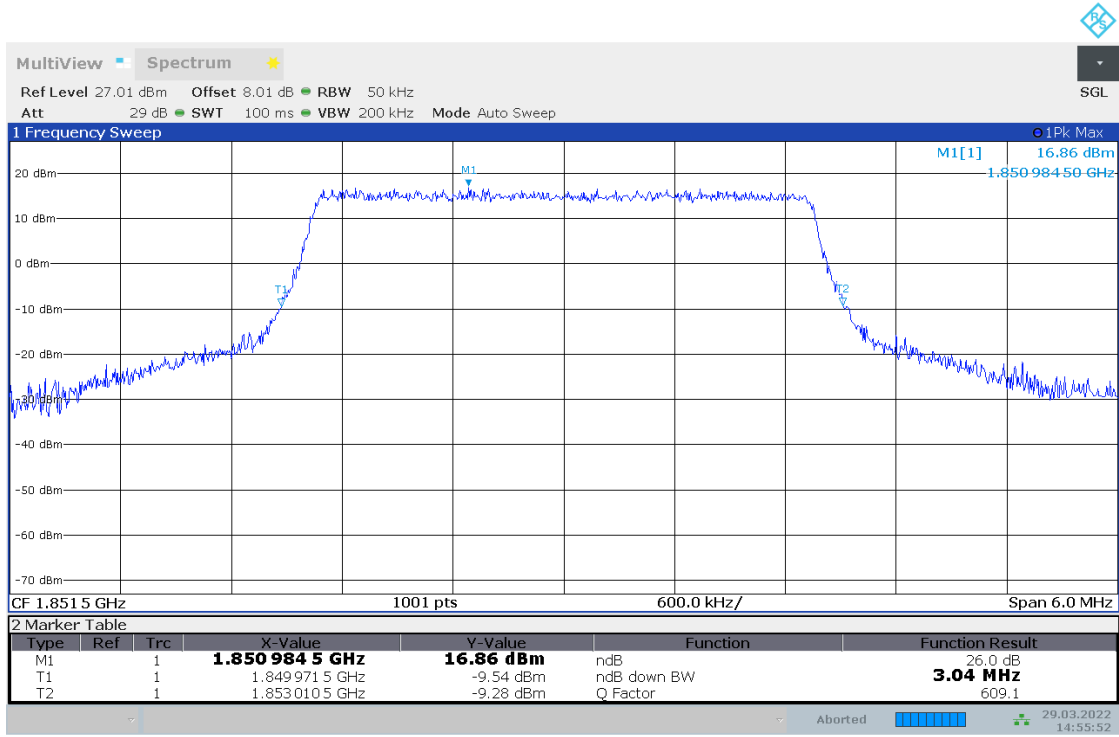


14:54:46 29.03.2022

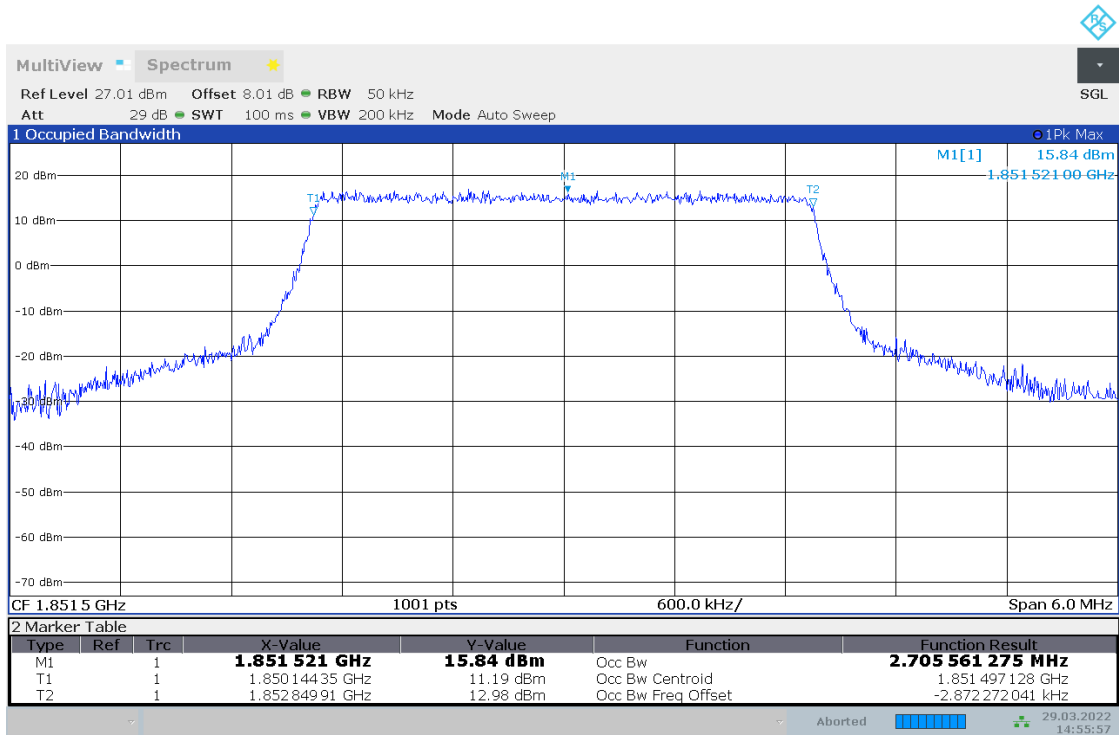


14:54:51 29.03.2022

## 4.2.4 TM1\_3MHZ\_LCH\_RB15#0

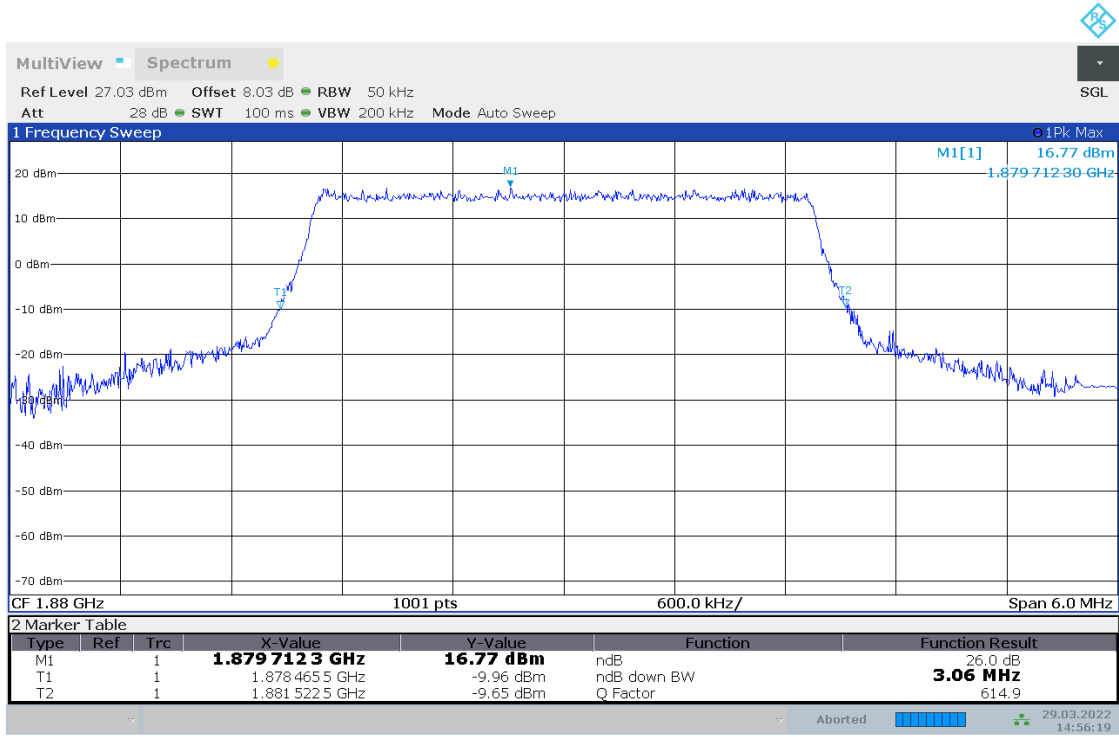


14:55:53 29.03.2022

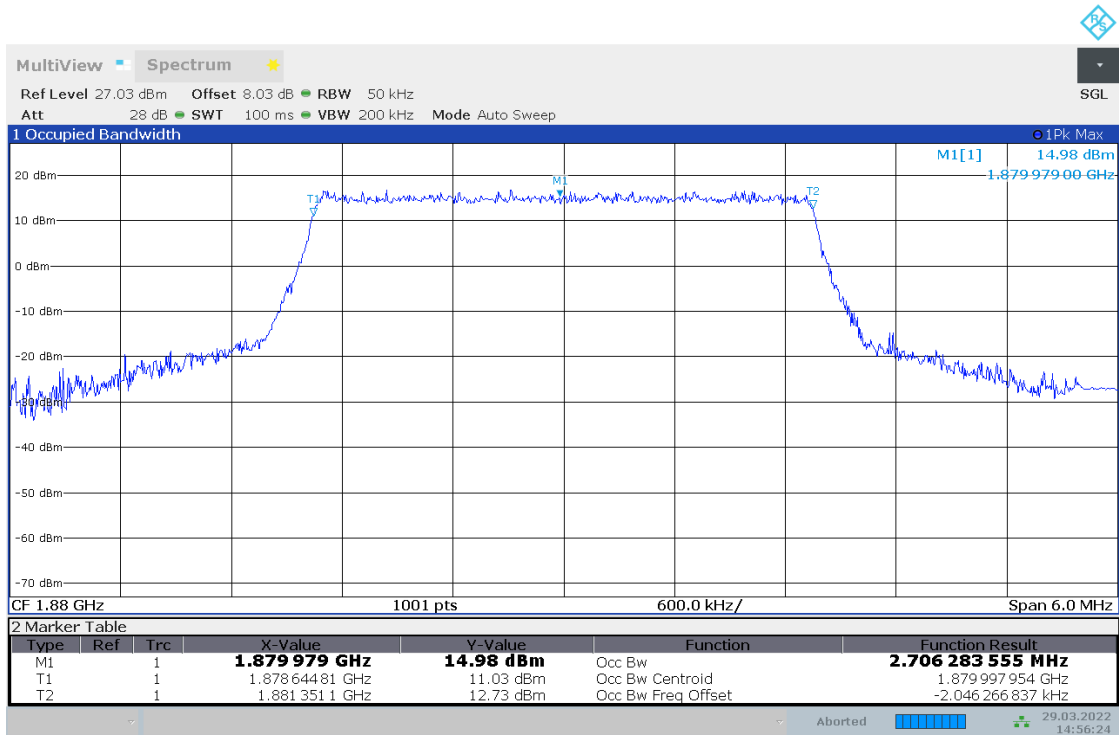


14:55:58 29.03.2022

## 4.2.5 TM1\_3MHZ\_MCH\_RB15#0

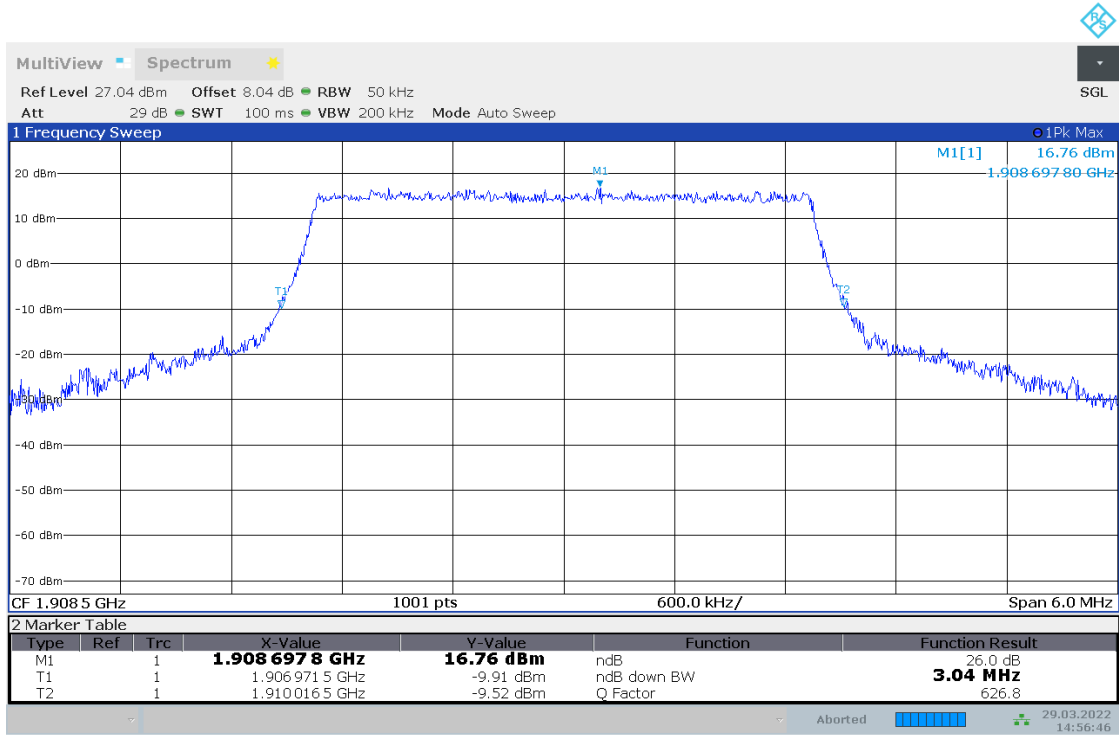


14:56:20 29.03.2022

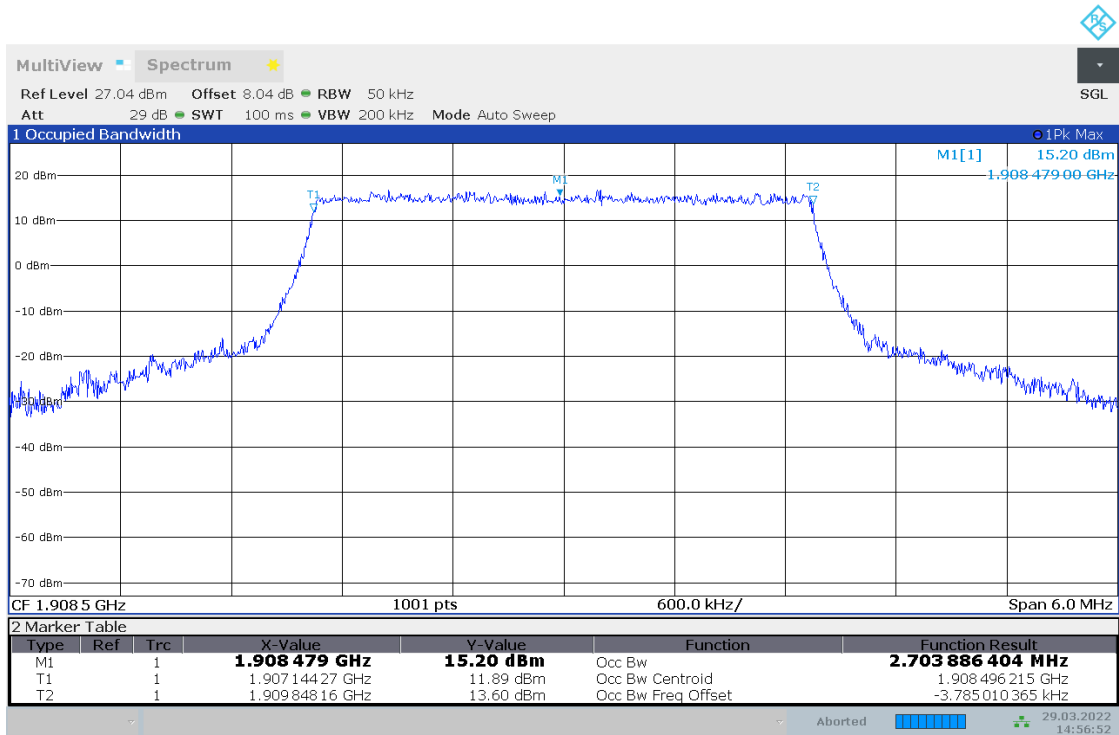


14:56:25 29.03.2022

## 4.2.6 TM1\_3MHZ\_HCH\_RB15#0

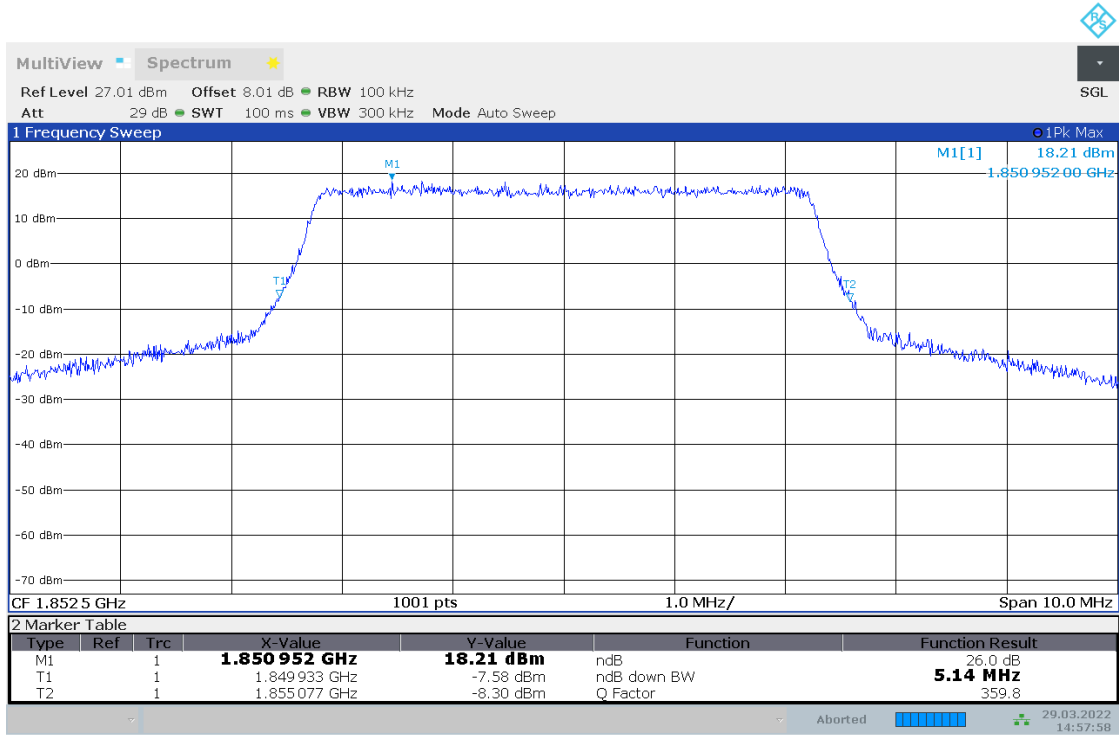


14:56:47 29.03.2022

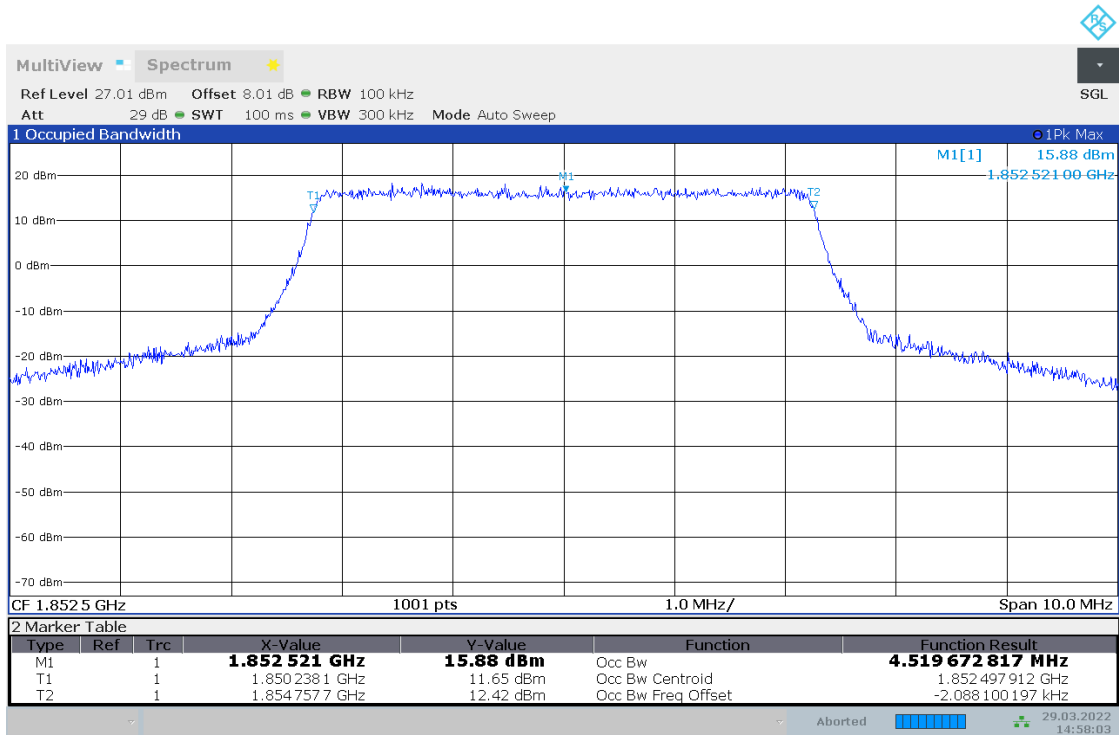


14:56:53 29.03.2022

## 4.2.7 TM1\_5MHZ\_LCH\_RB25#0

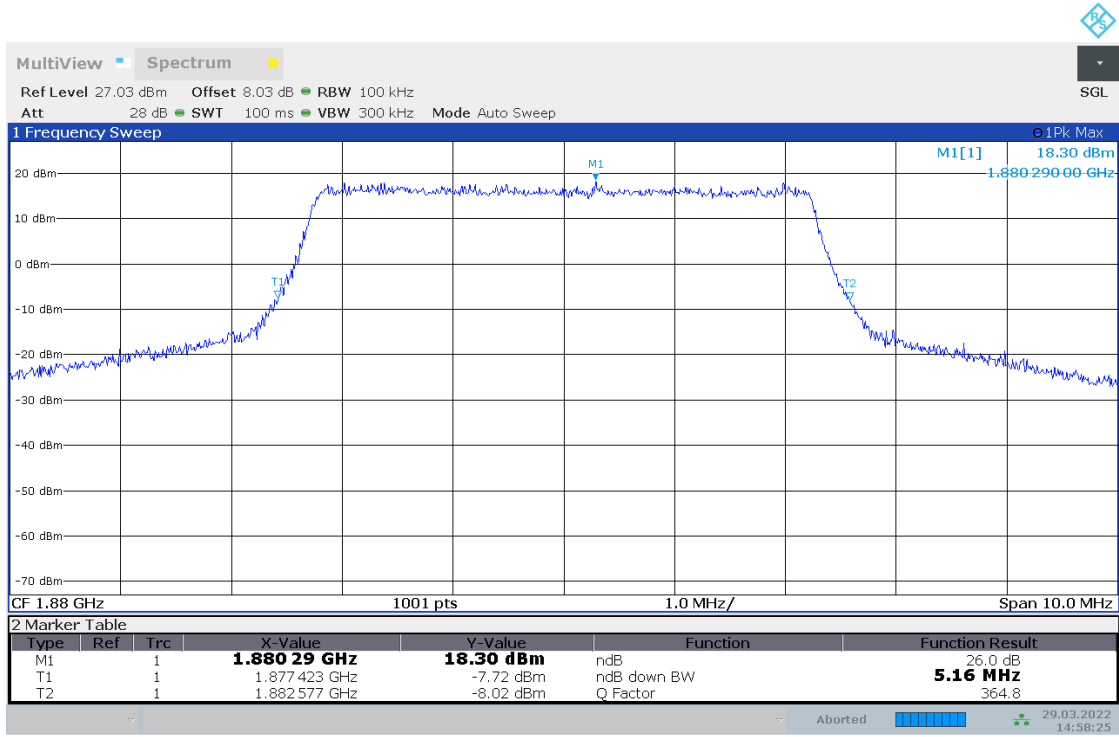


14:57:59 29.03.2022

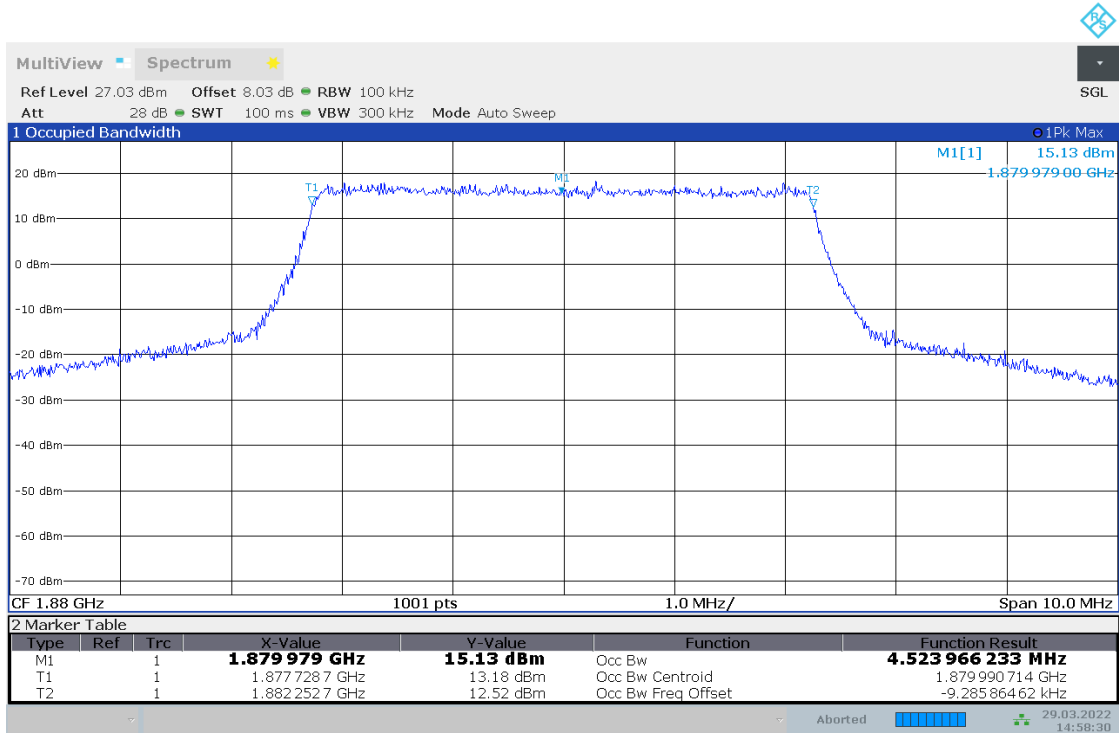


14:58:04 29.03.2022

## 4.2.8 TM1\_5MHZ\_MCH\_RB25#0



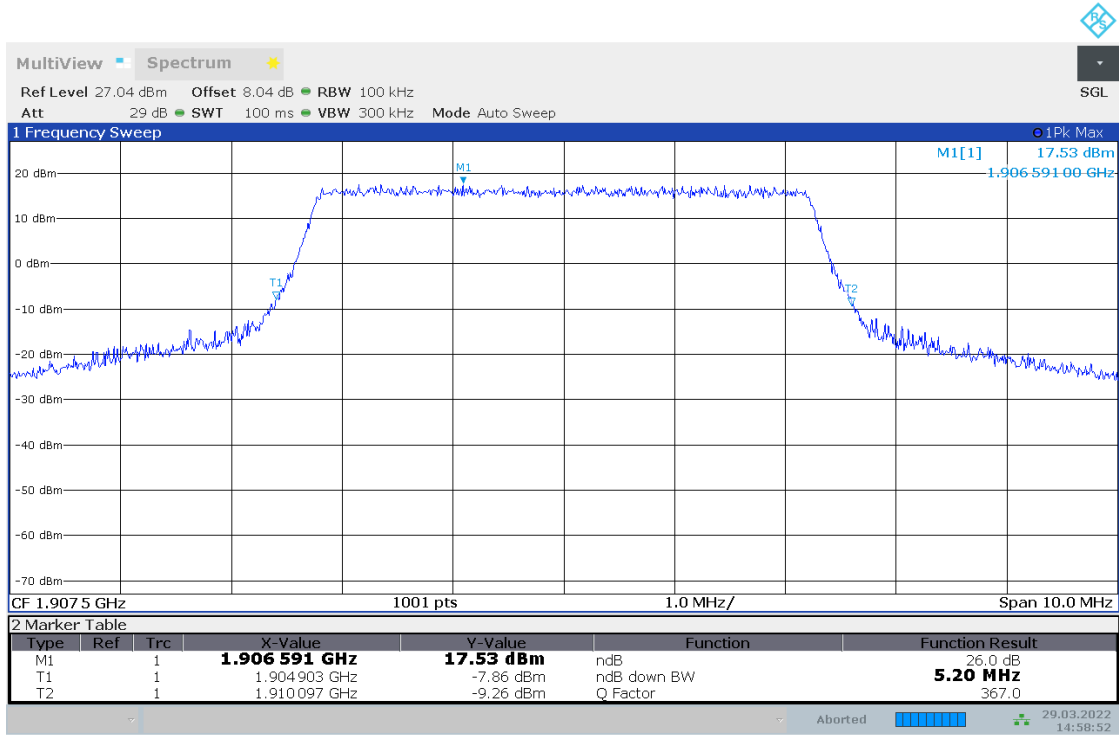
14:58:26 29.03.2022



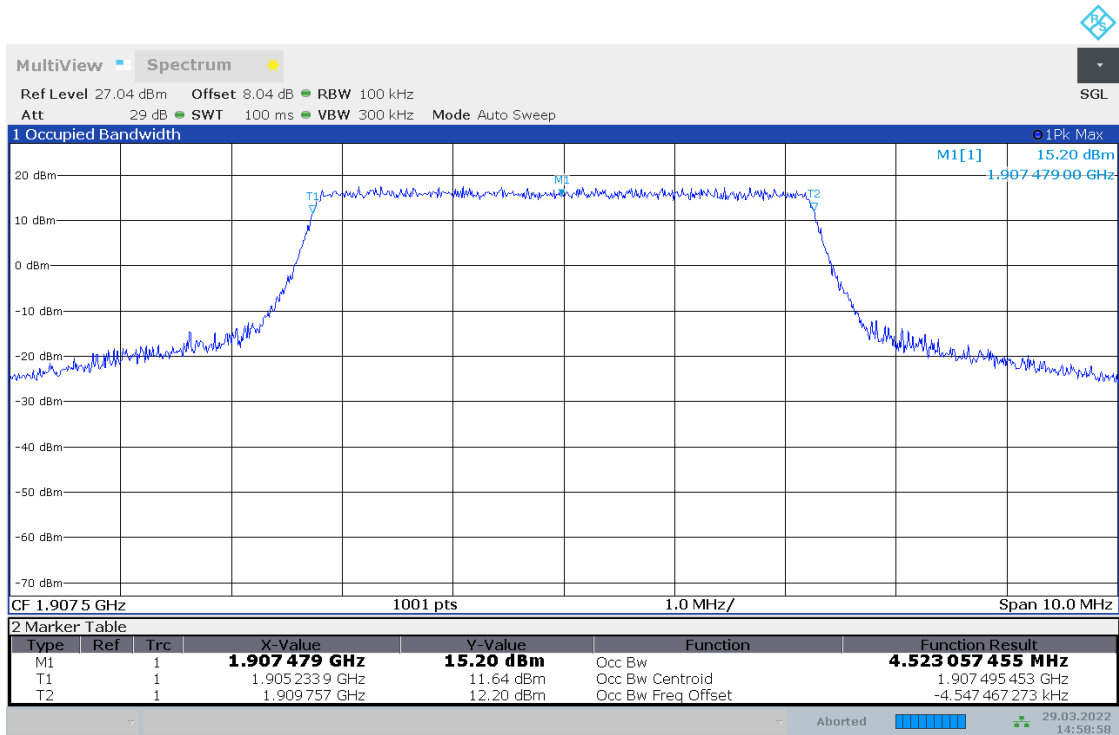
14:58:31 29.03.2022



## 4.2.9 TM1\_5MHZ\_HCH\_RB25#0

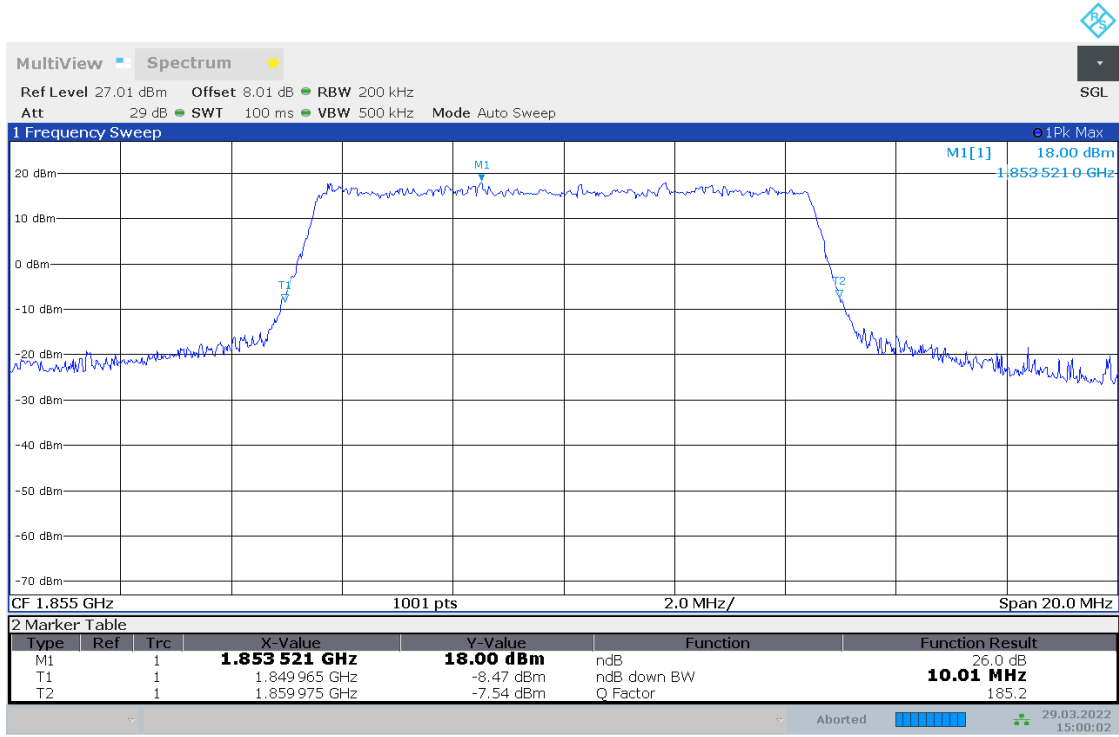


14:58:53 29.03.2022

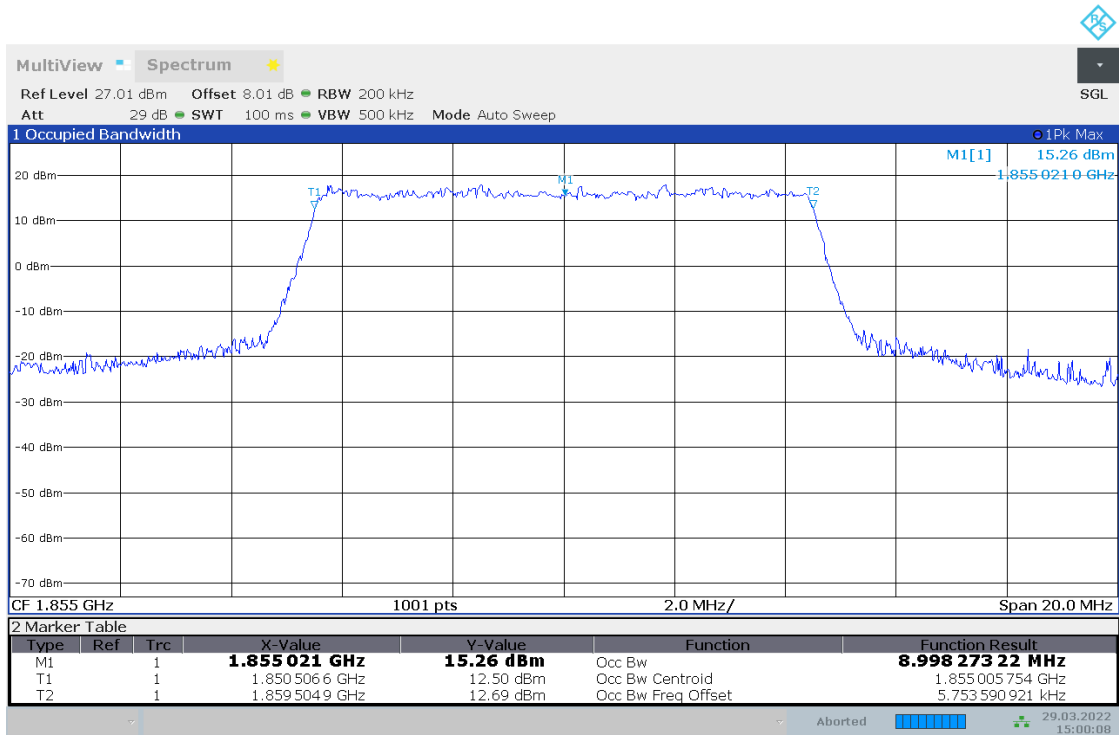


14:58:59 29.03.2022

## 4.2.10 TM1\_10MHZ\_LCH\_RB50#0

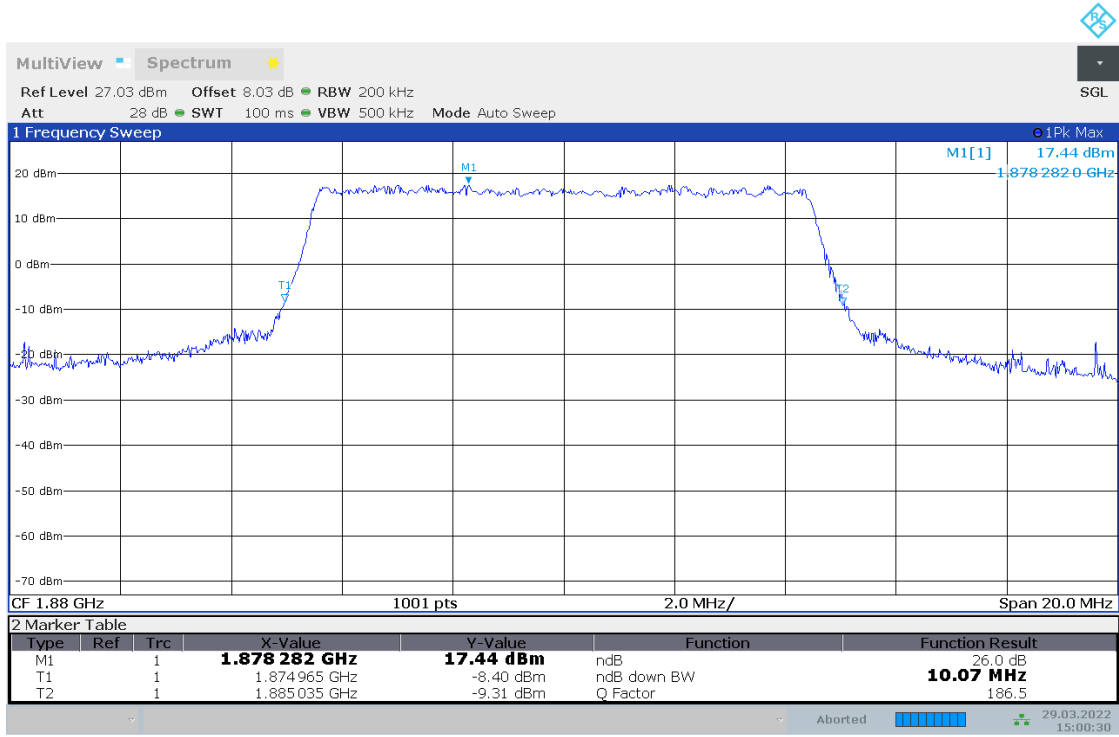


15:00:03 29.03.2022

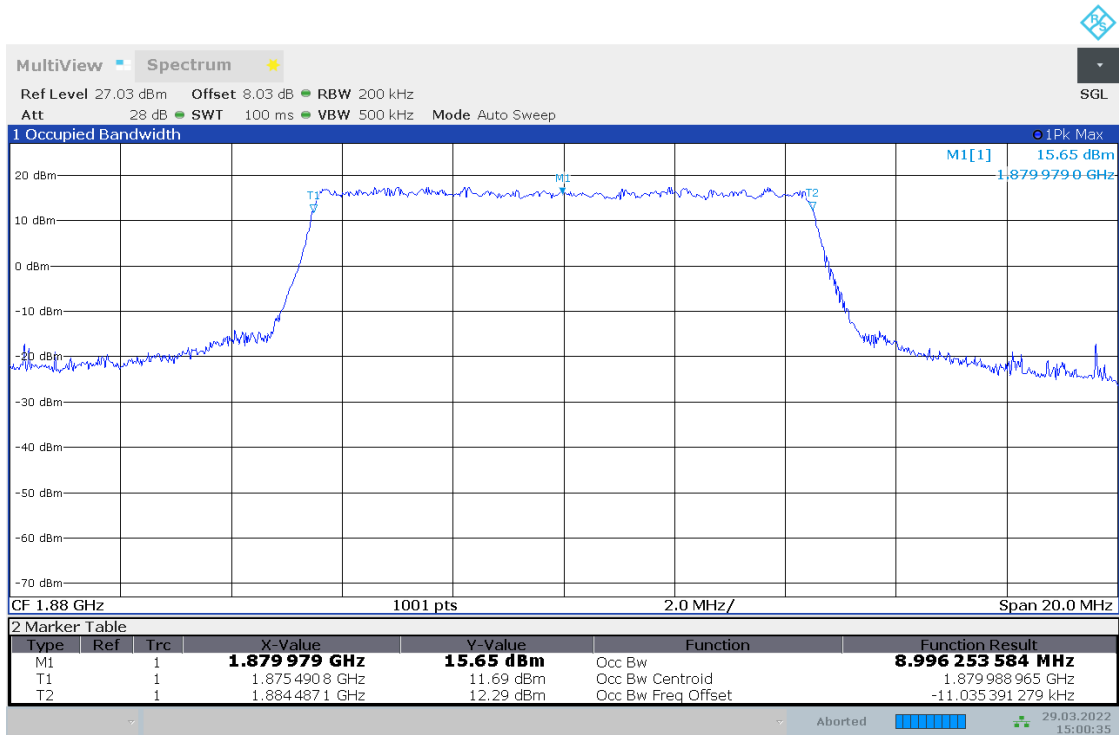


15:00:09 29.03.2022

## 4.2.11 TM1\_10MHZ\_MCH\_RB50#0

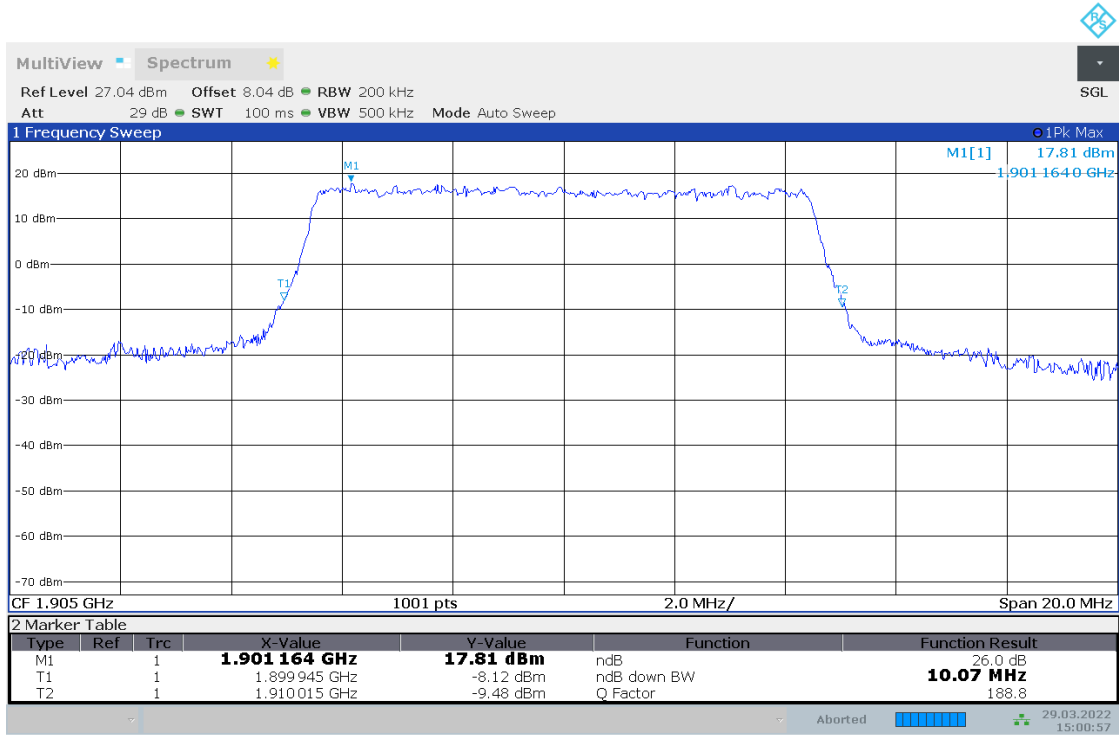


15:00:31 29.03.2022

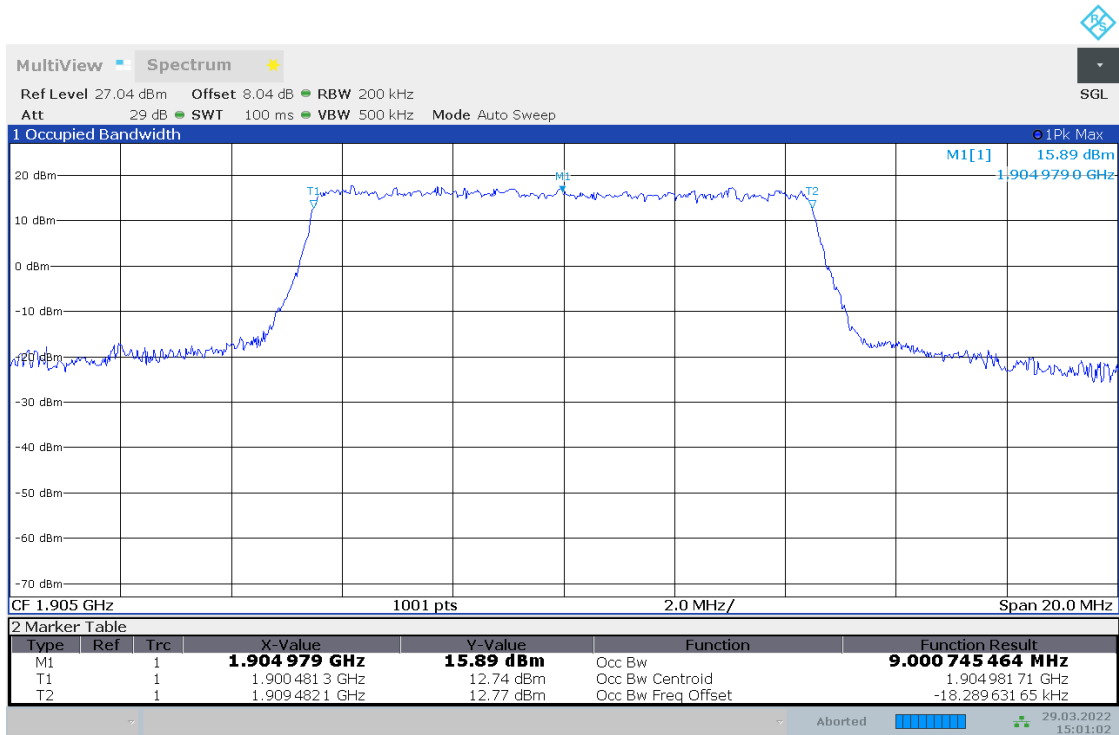


15:00:36 29.03.2022

## 4.2.12 TM1\_10MHZ\_HCH\_RB50#0

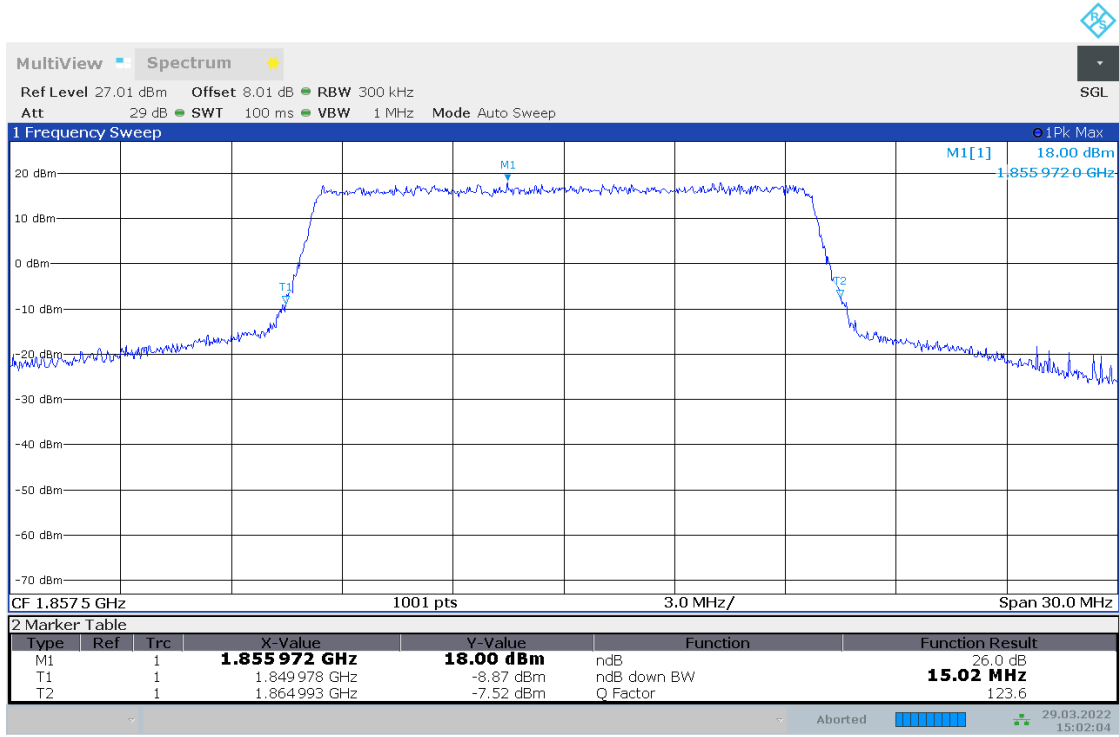


15:00:58 29.03.2022

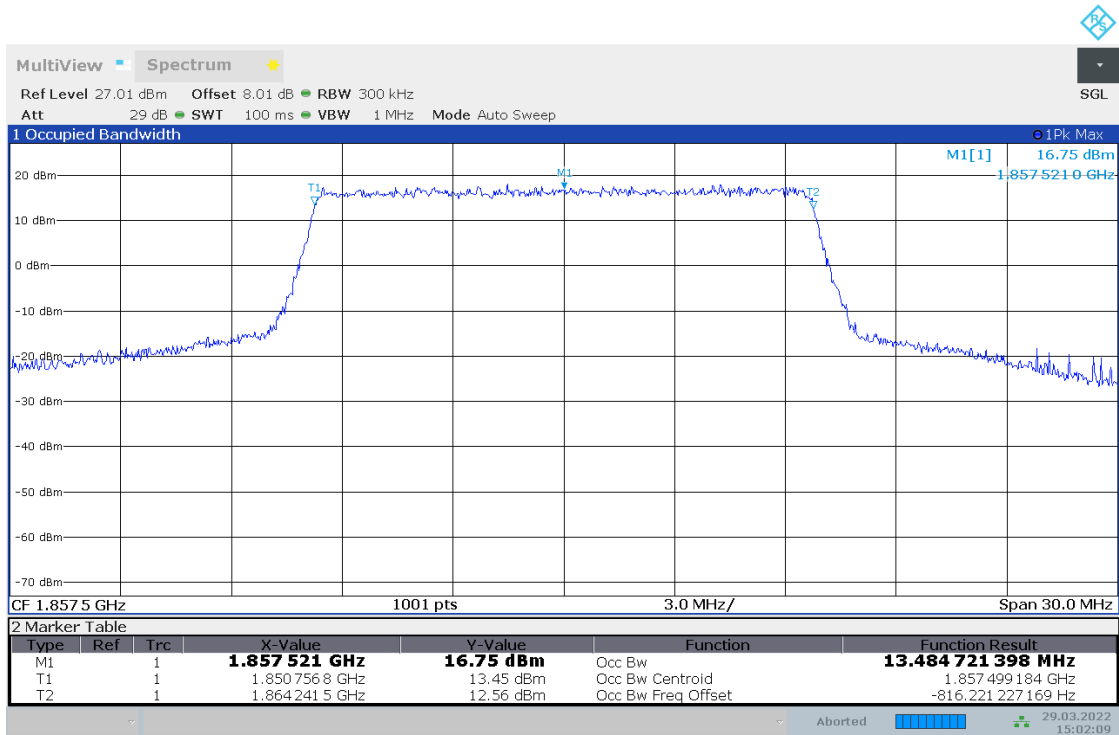


15:01:03 29.03.2022

## 4.2.13 TM1\_15MHZ\_LCH\_RB75#0

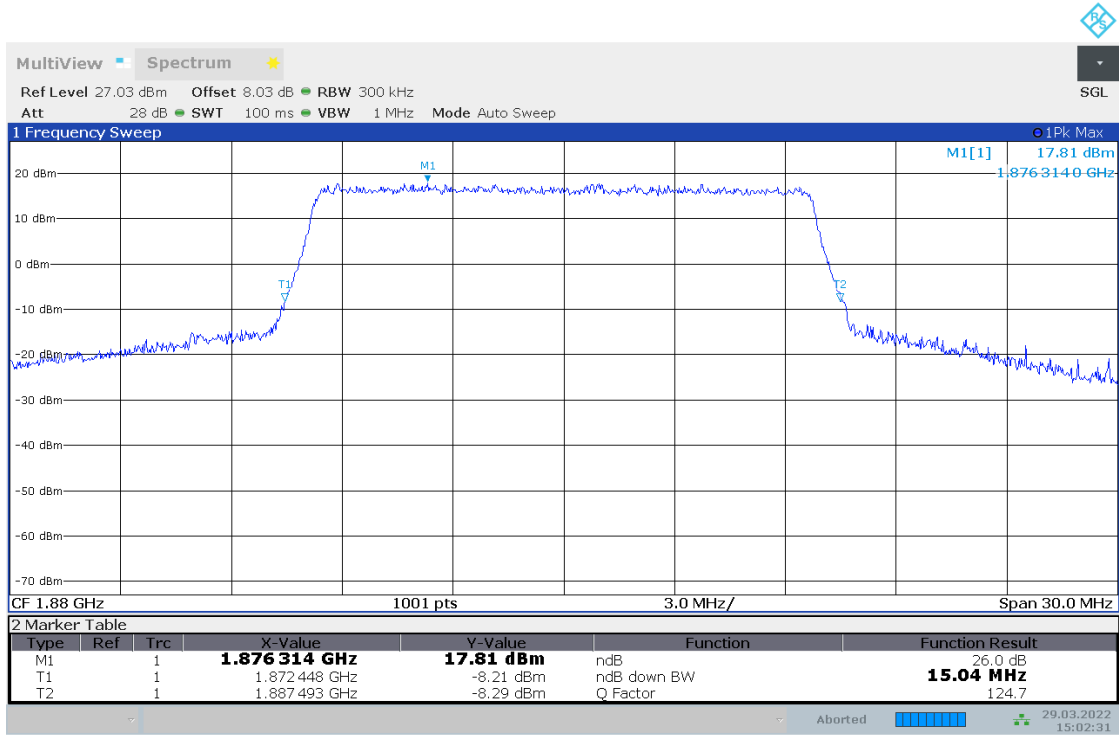


15:02:05 29.03.2022

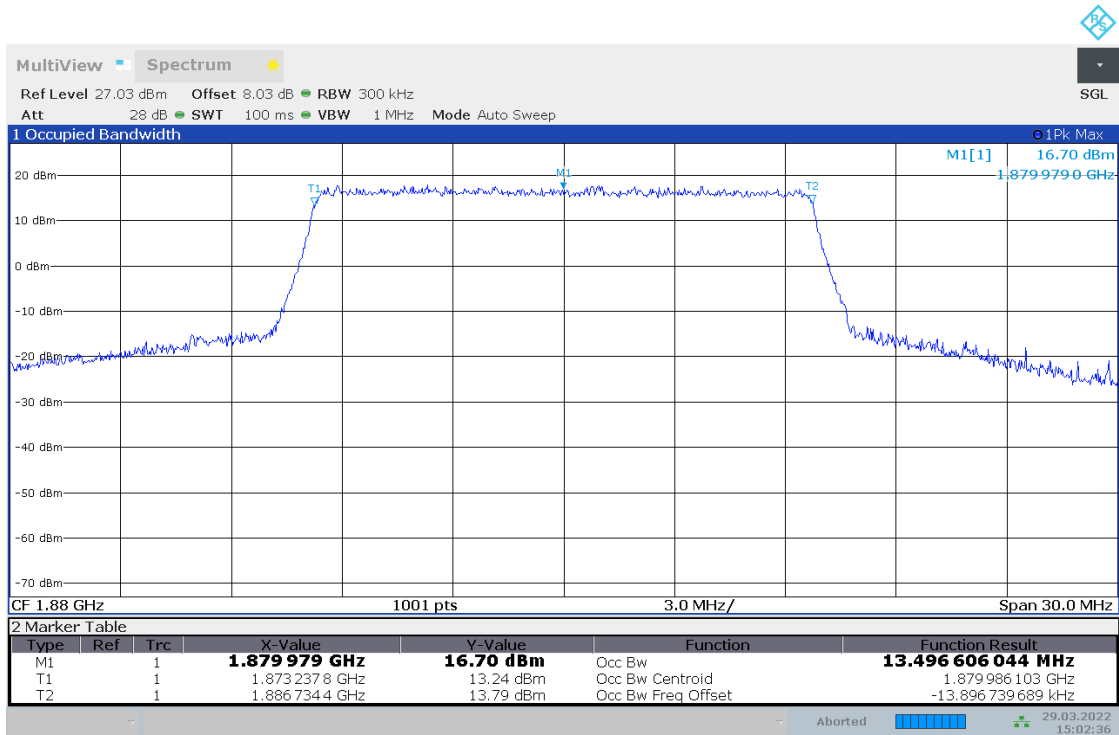


15:02:10 29.03.2022

## 4.2.14 TM1\_15MHZ\_MCH\_RB75#0

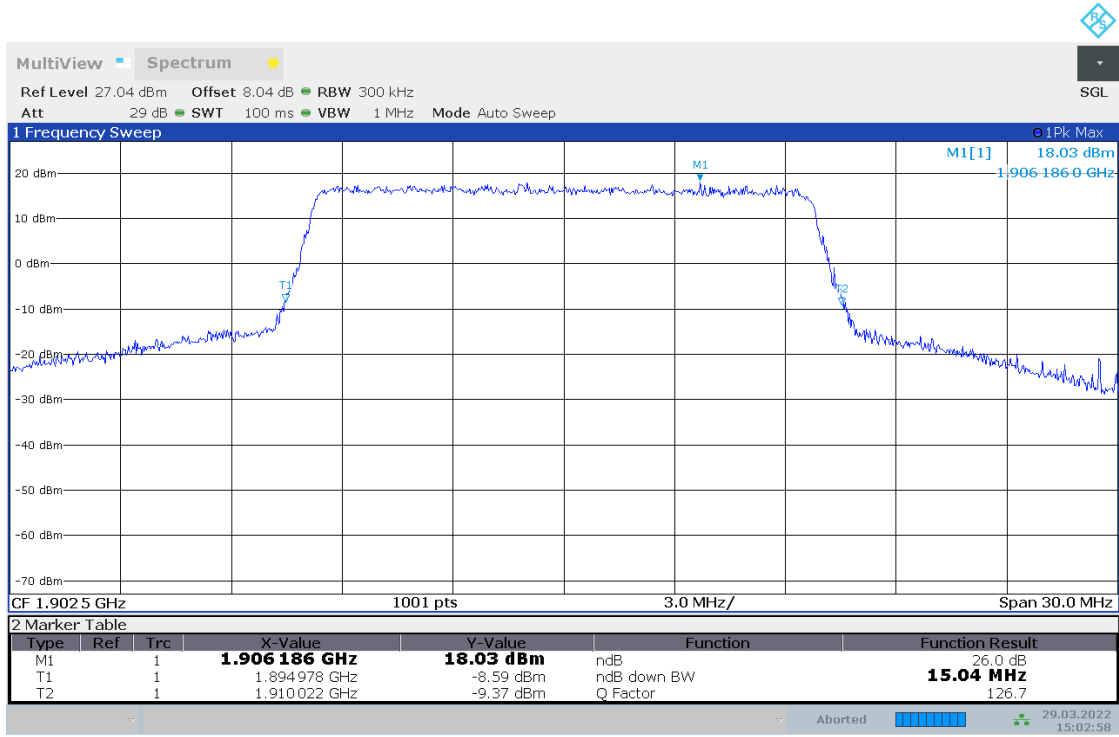


15:02:32 29.03.2022

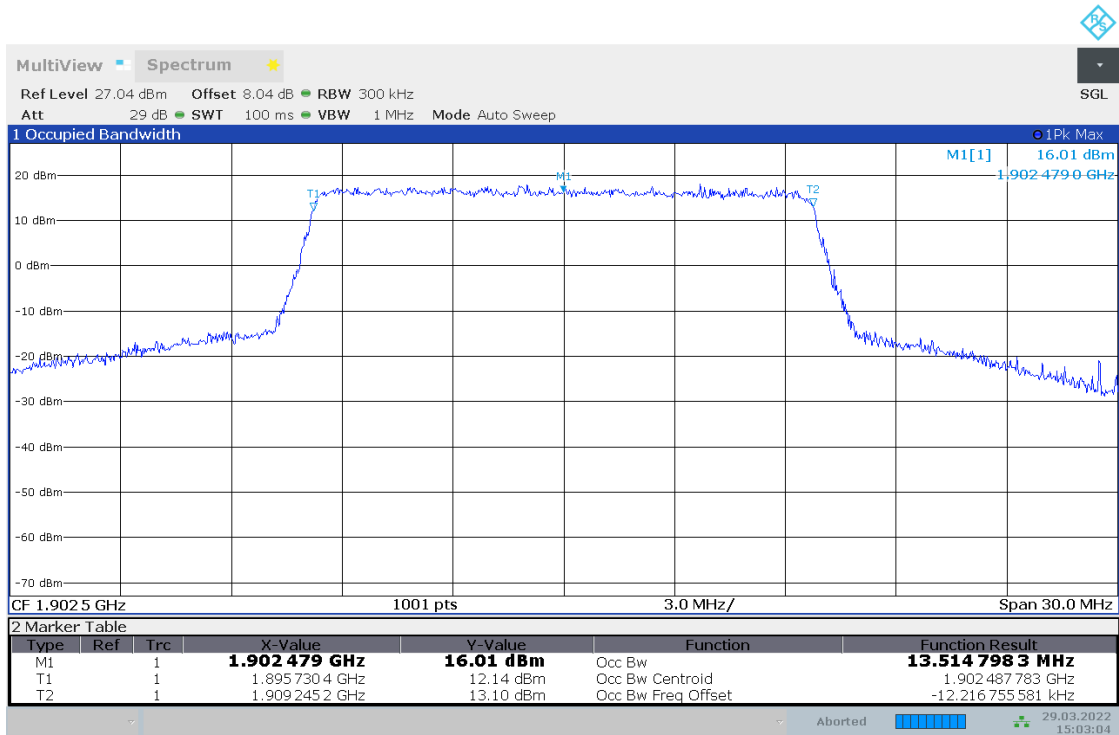


15:02:37 29.03.2022

## 4.2.15 TM1\_15MHZ\_HCH\_RB75#0

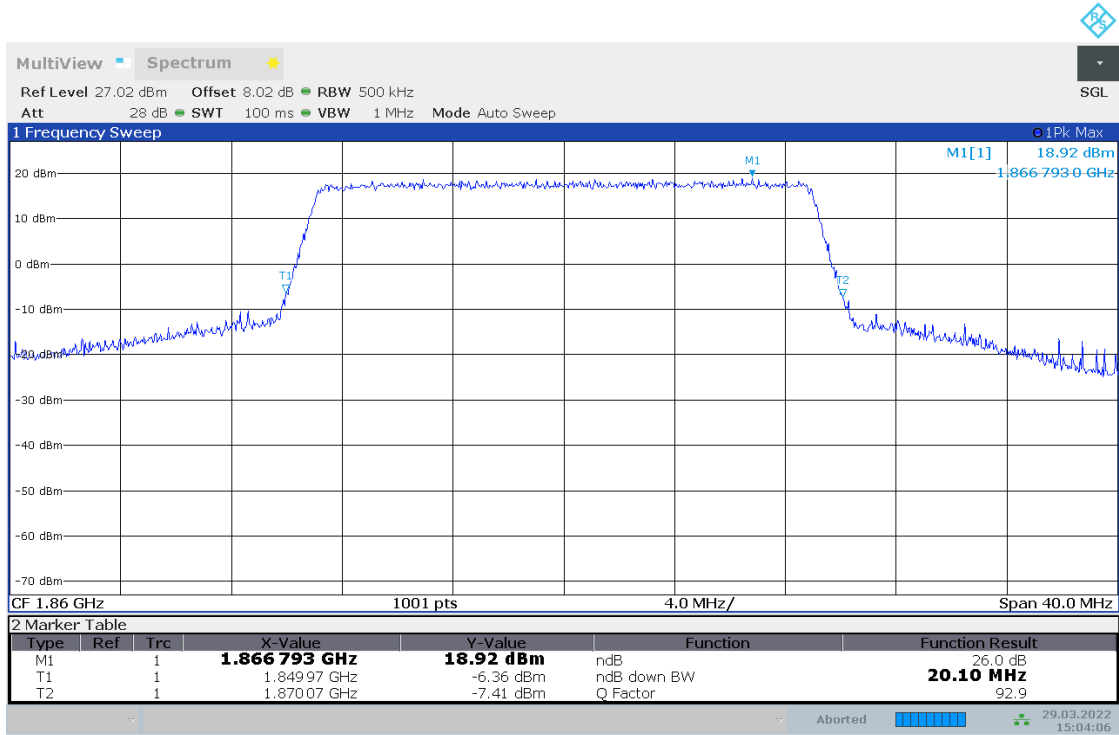


15:02:59 29.03.2022

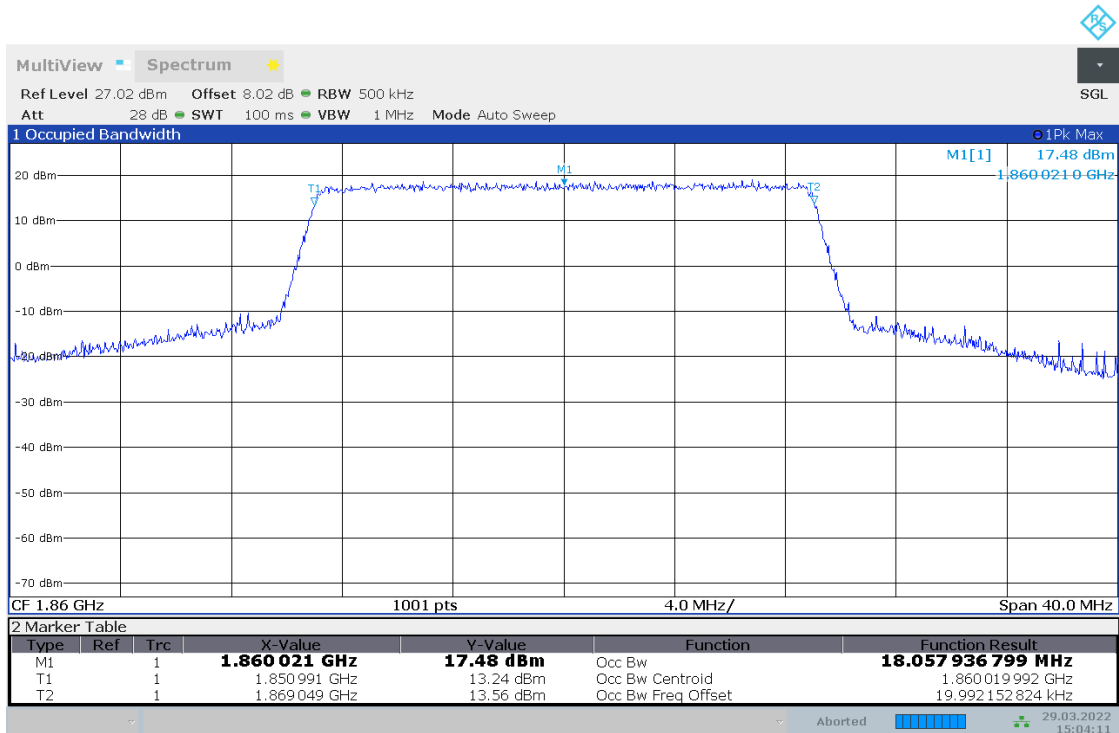


15:03:05 29.03.2022

## 4.2.16 TM1\_20MHZ\_LCH\_RB100#0



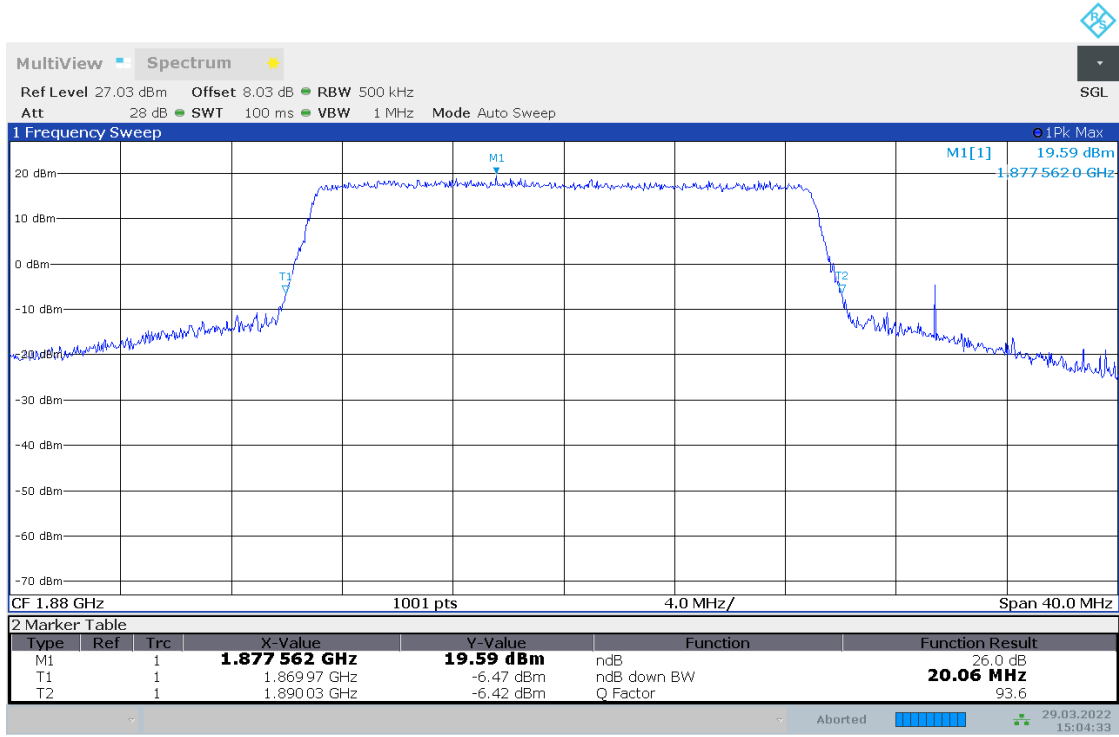
15:04:06 29.03.2022



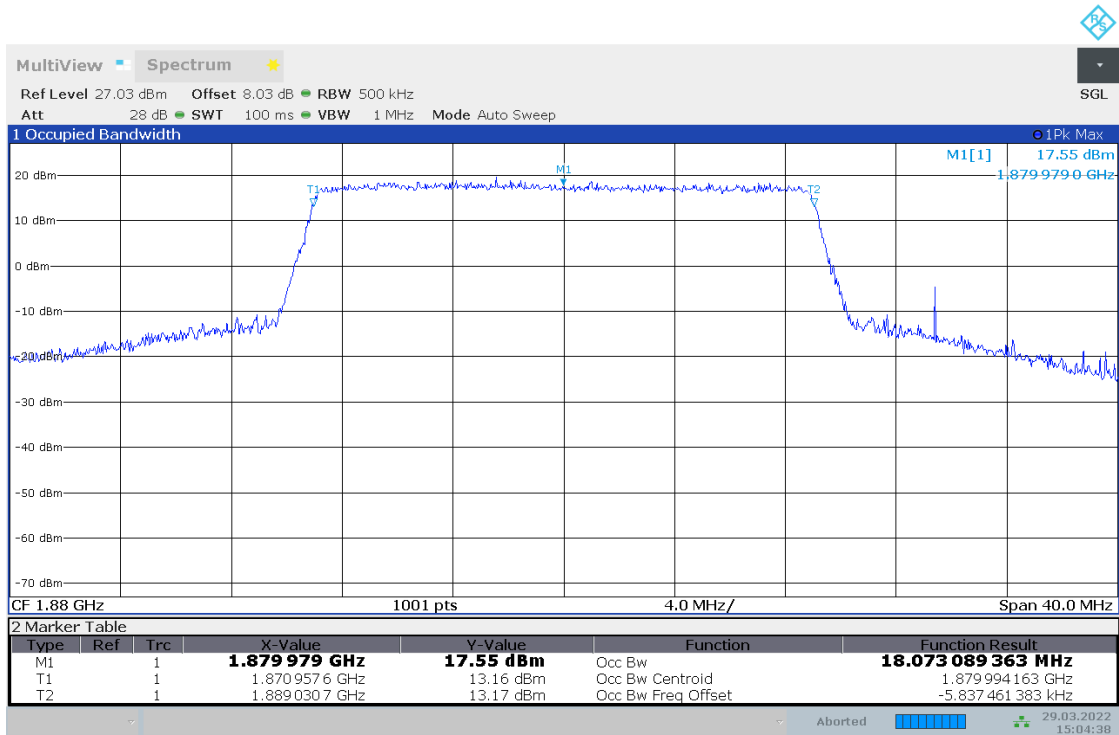
15:04:11 29.03.2022



## 4.2.17 TM1\_20MHZ\_MCH\_RB100#0

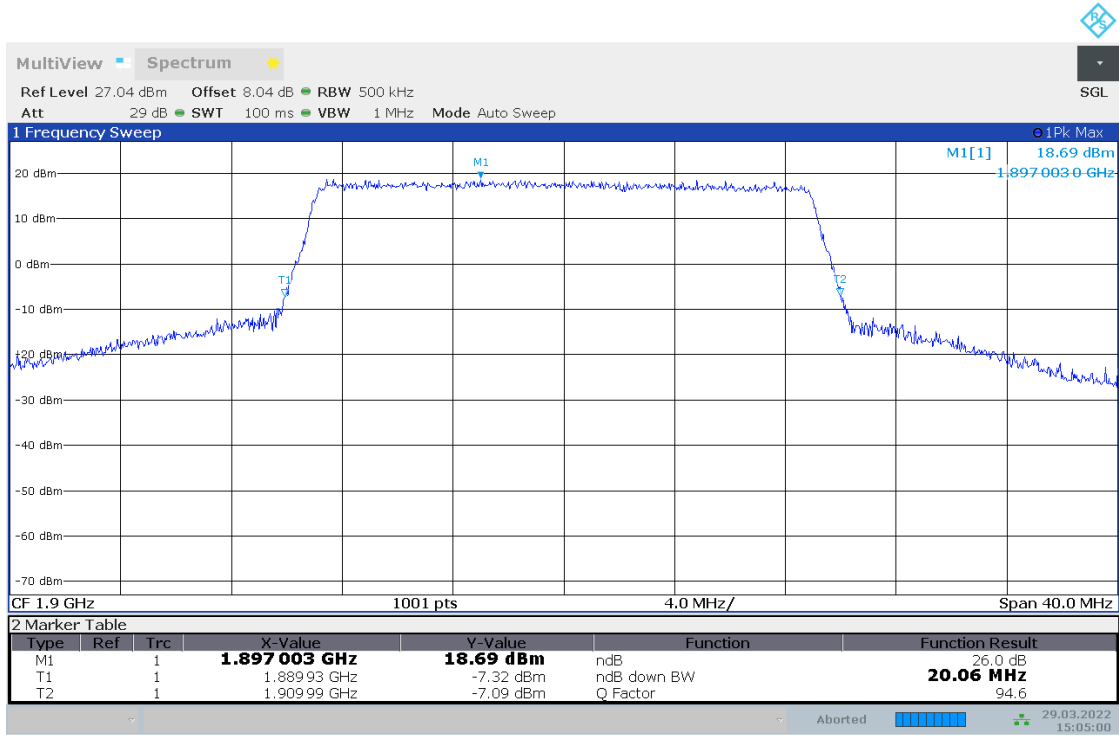


15:04:33 29.03.2022

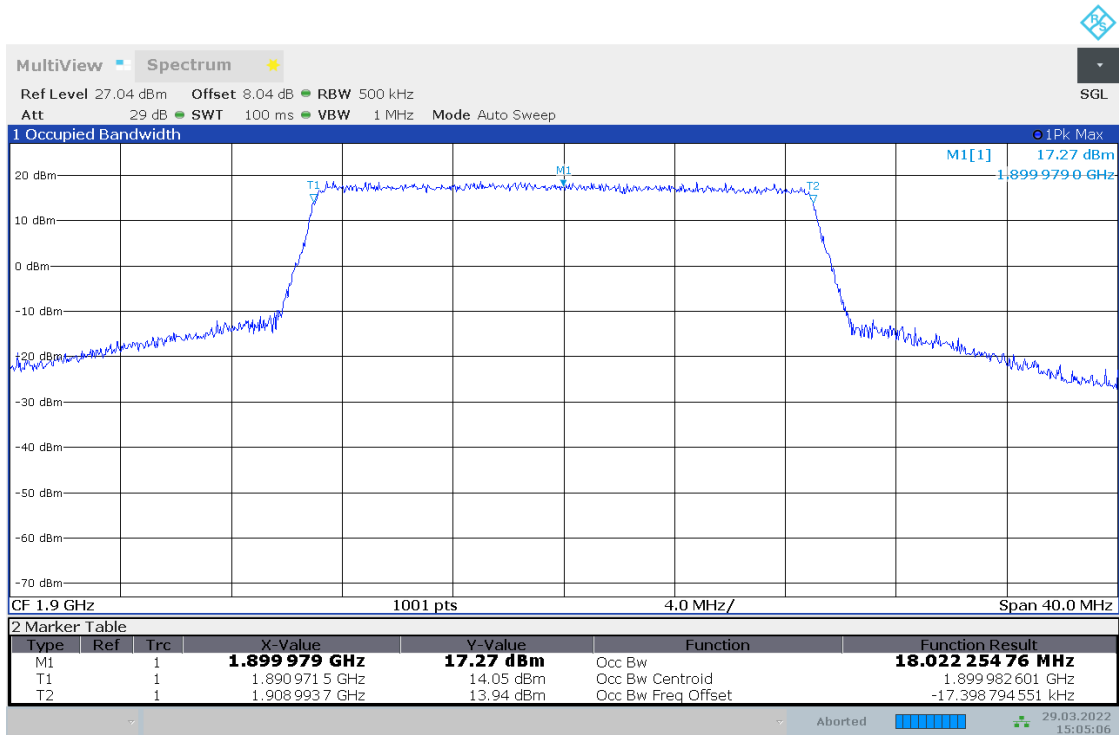


15:04:38 29.03.2022

## 4.2.18 TM1\_20MHZ\_HCH\_RB100#0

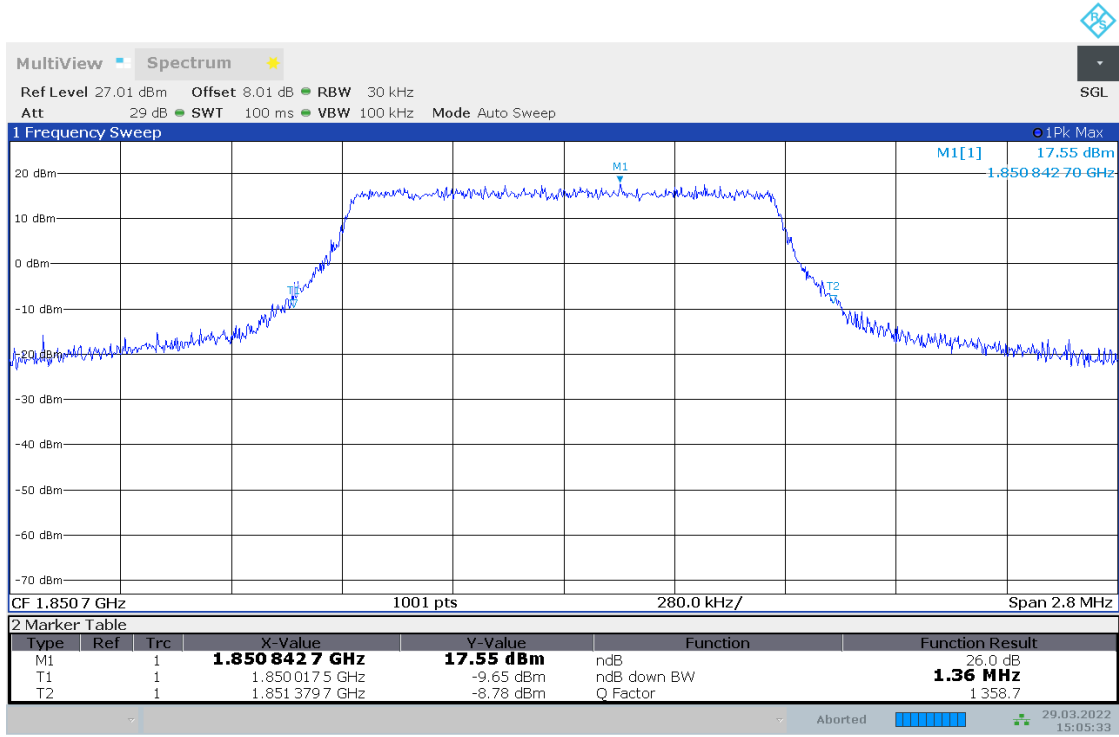


15:05:00 29.03.2022

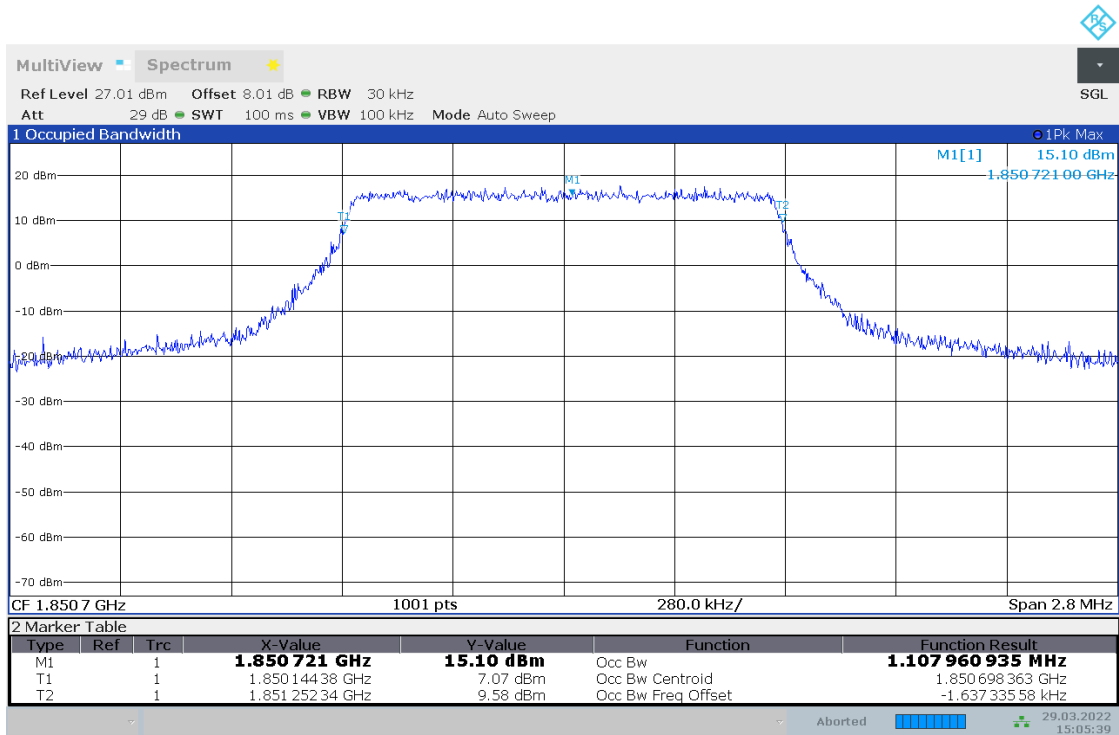


15:05:06 29.03.2022

## 4.2.19 TM2\_1.4MHZ\_LCH\_RB6#0

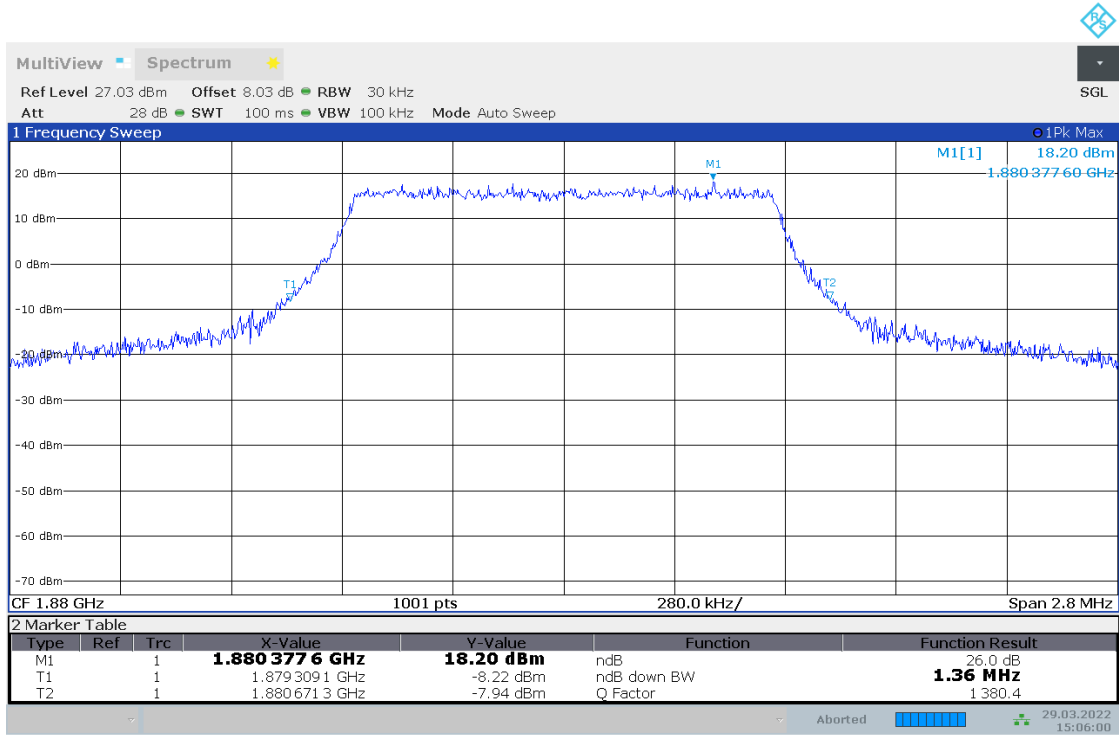


15:05:33 29.03.2022

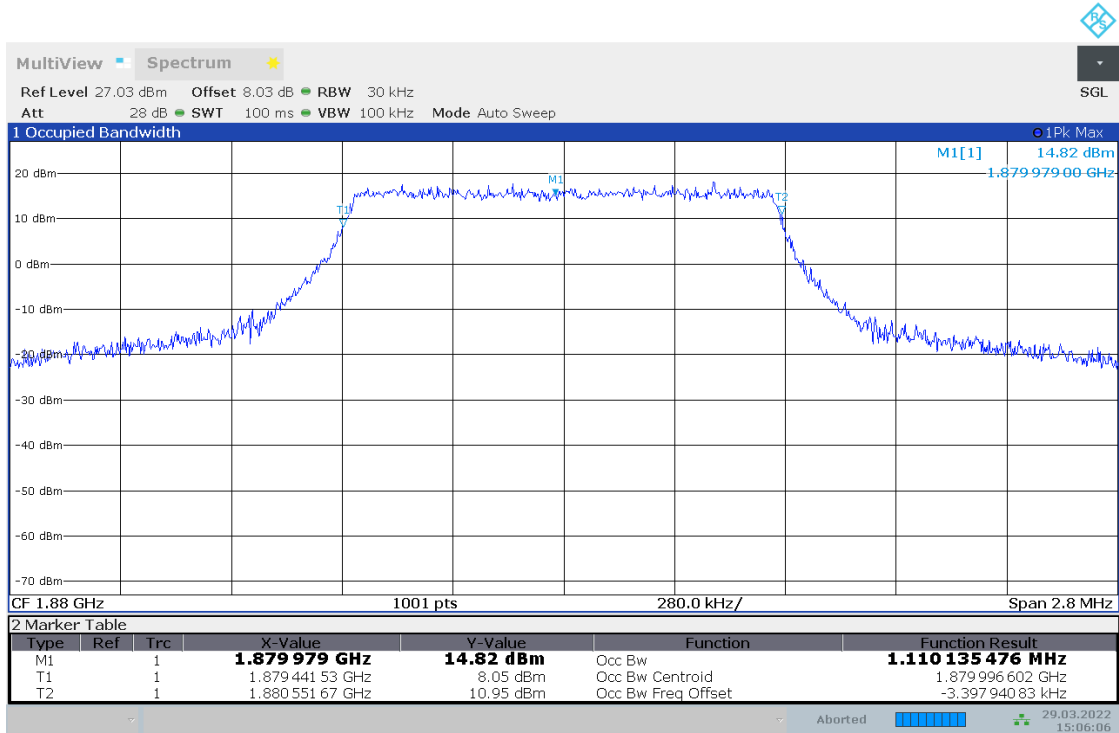


15:05:39 29.03.2022

## 4.2.20 TM2\_1.4MHZ\_MCH\_RB6#0

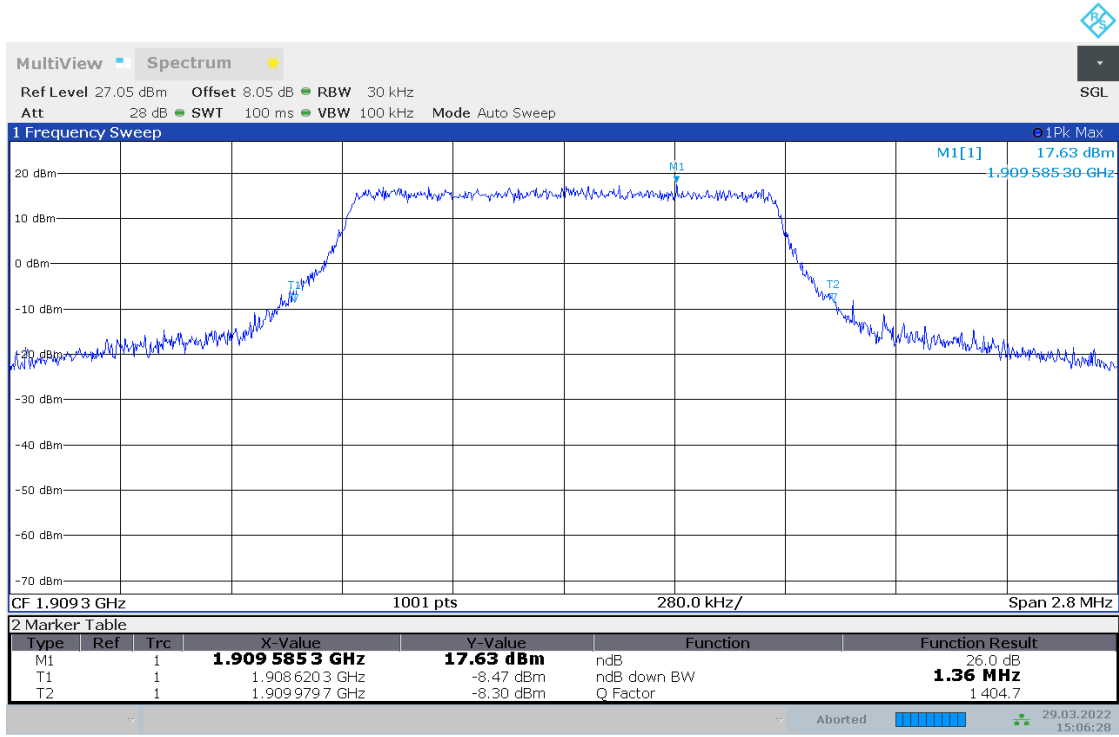


15:06:01 29.03.2022

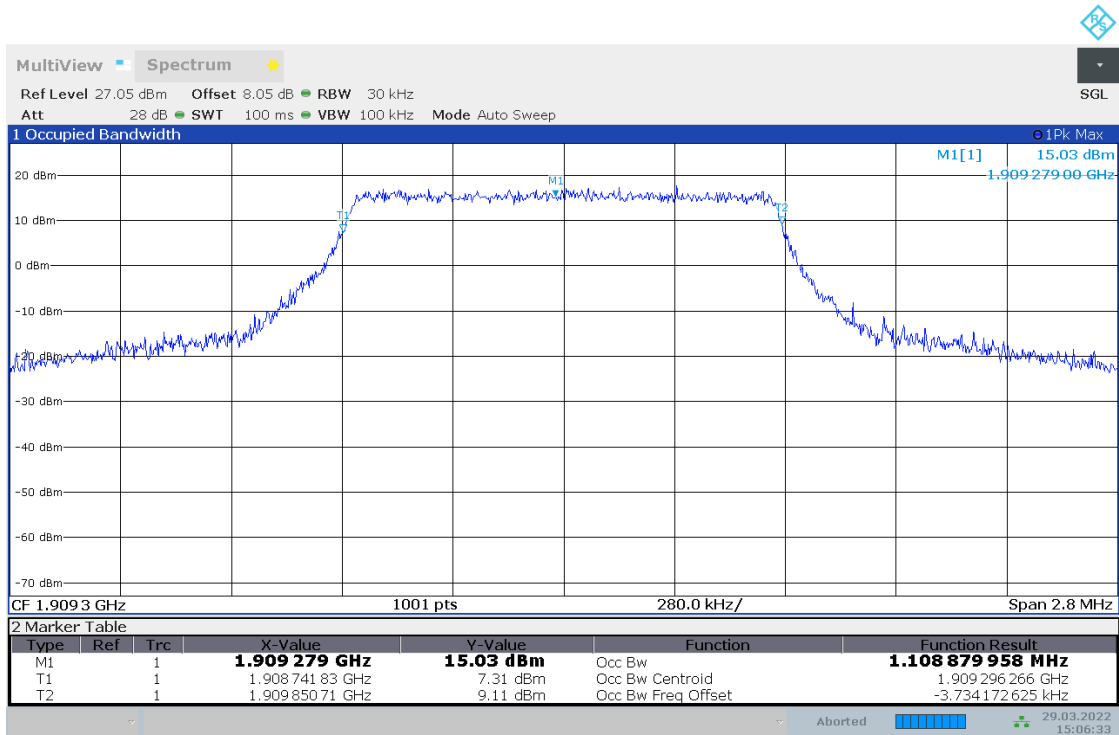


15:06:06 29.03.2022

## 4.2.21 TM2\_1.4MHZ\_HCH\_RB6#0

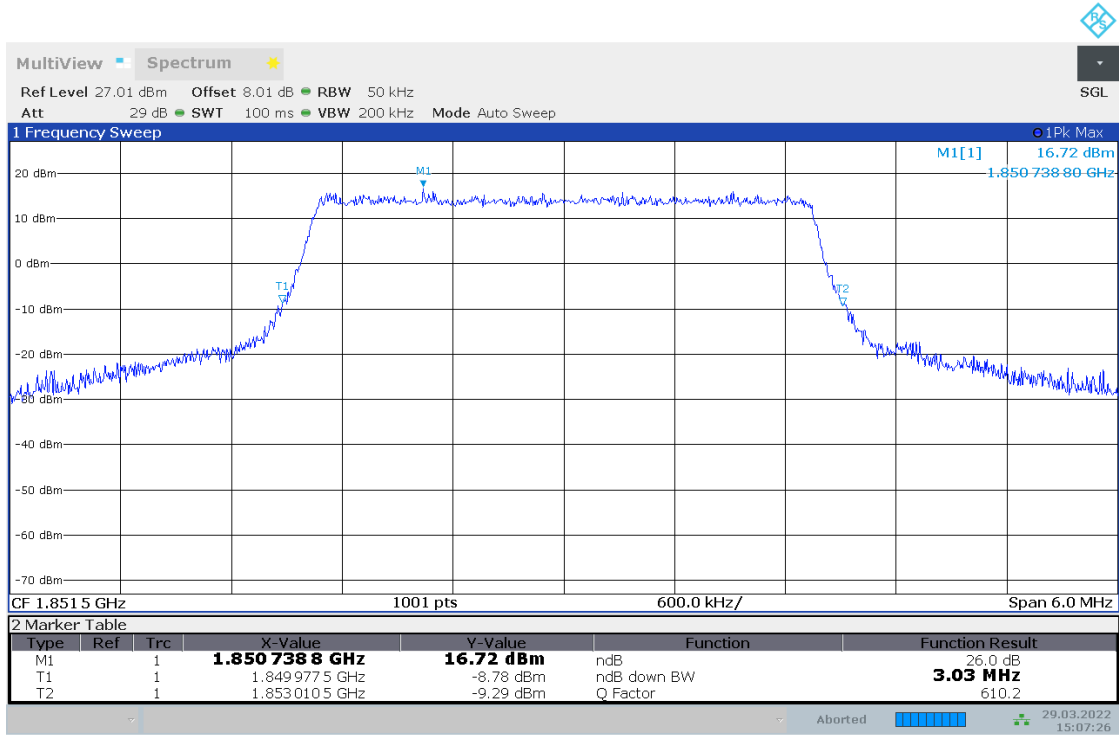


15:06:28 29.03.2022

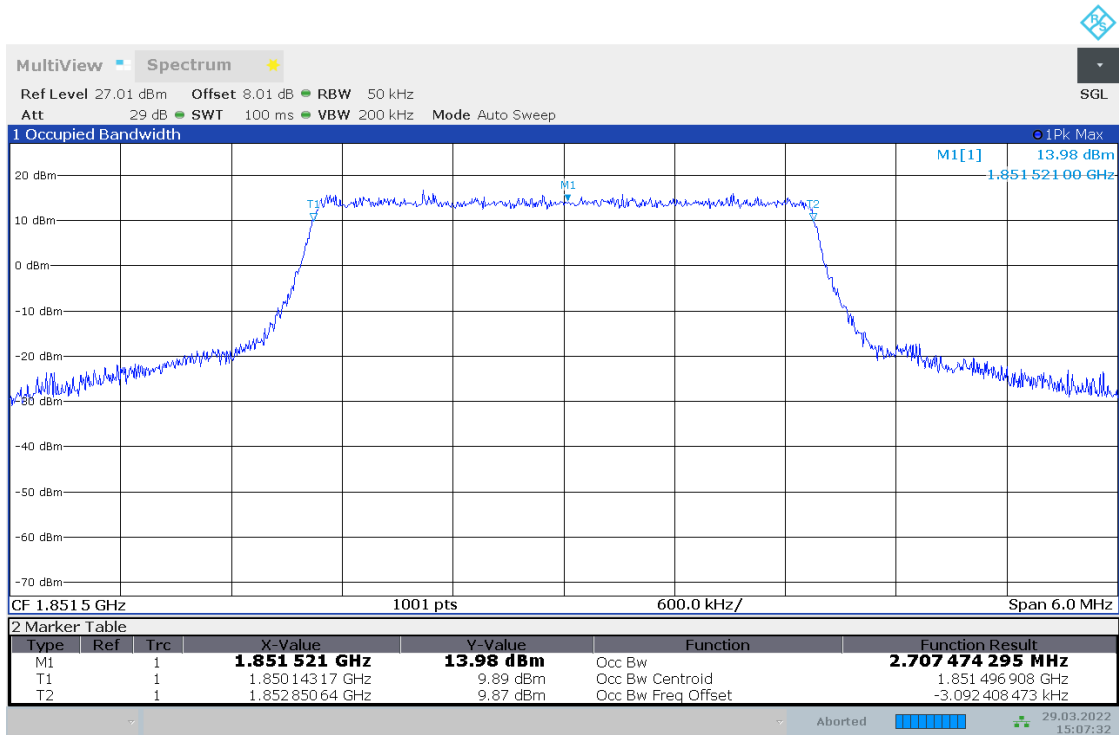


15:06:33 29.03.2022

## 4.2.22 TM2\_3MHZ\_LCH\_RB15#0

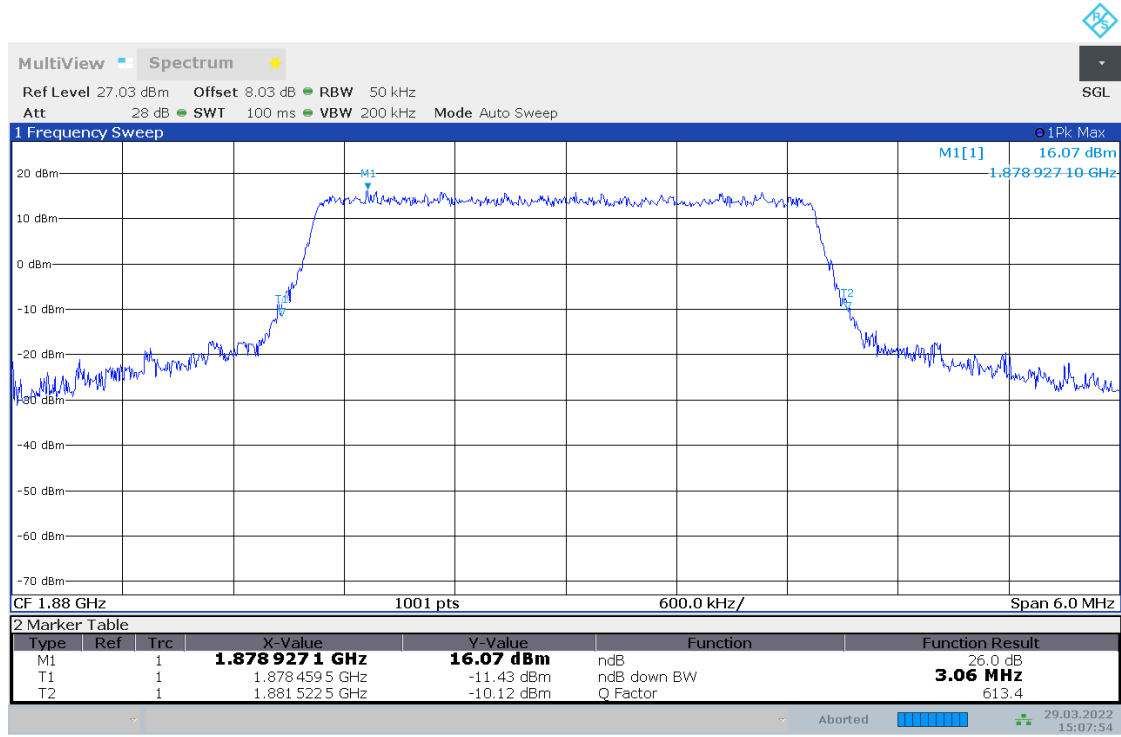


15:07:27 29.03.2022

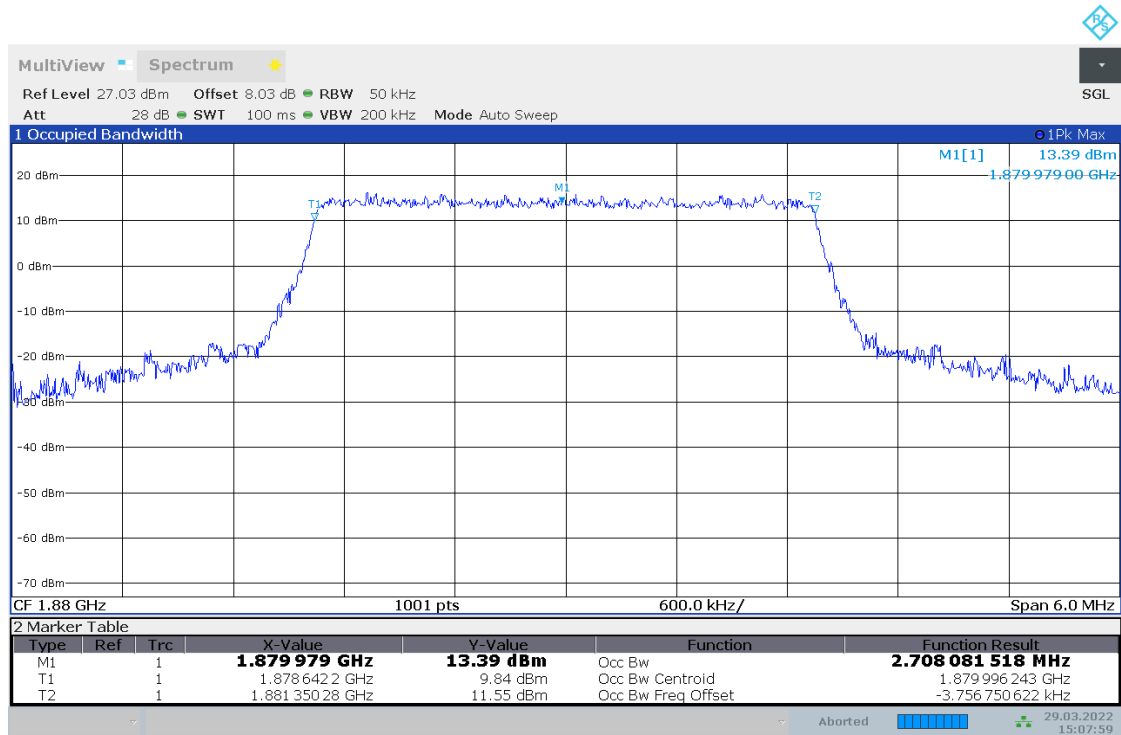


15:07:32 29.03.2022

## 4.2.23 TM2\_3MHZ\_MCH\_RB15#0

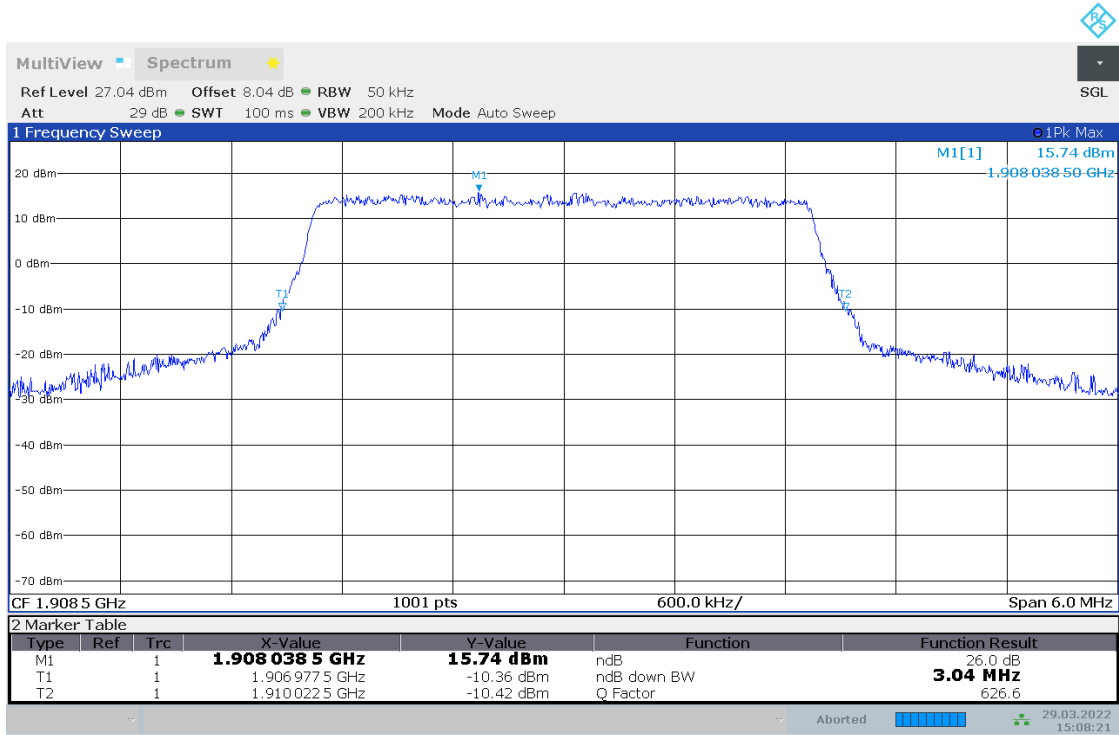


15:07:54 29.03.2022

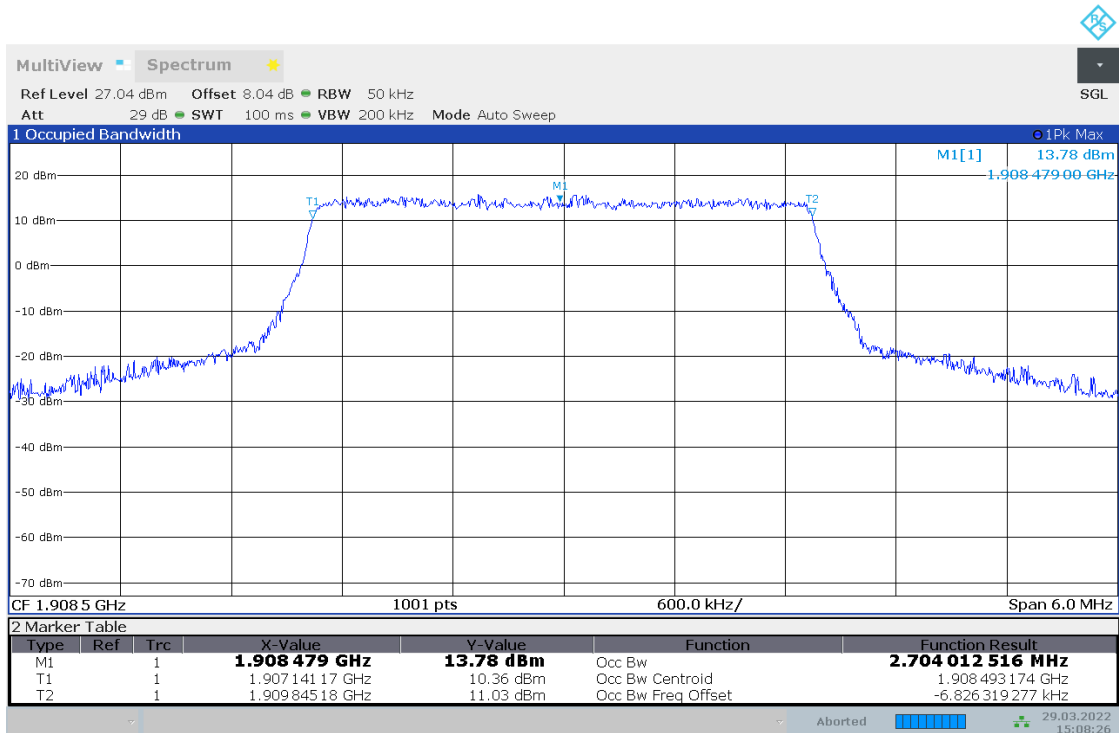


15:07:59 29.03.2022

## 4.2.24 TM2\_3MHZ\_HCH\_RB15#0



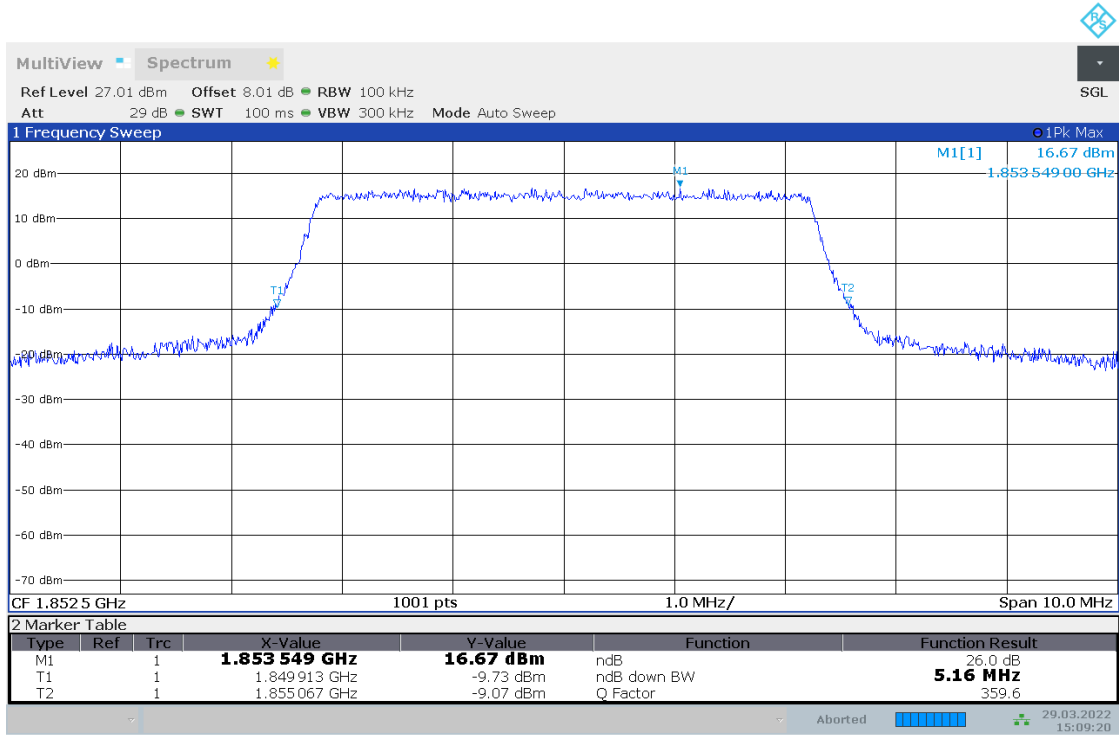
15:08:21 29.03.2022



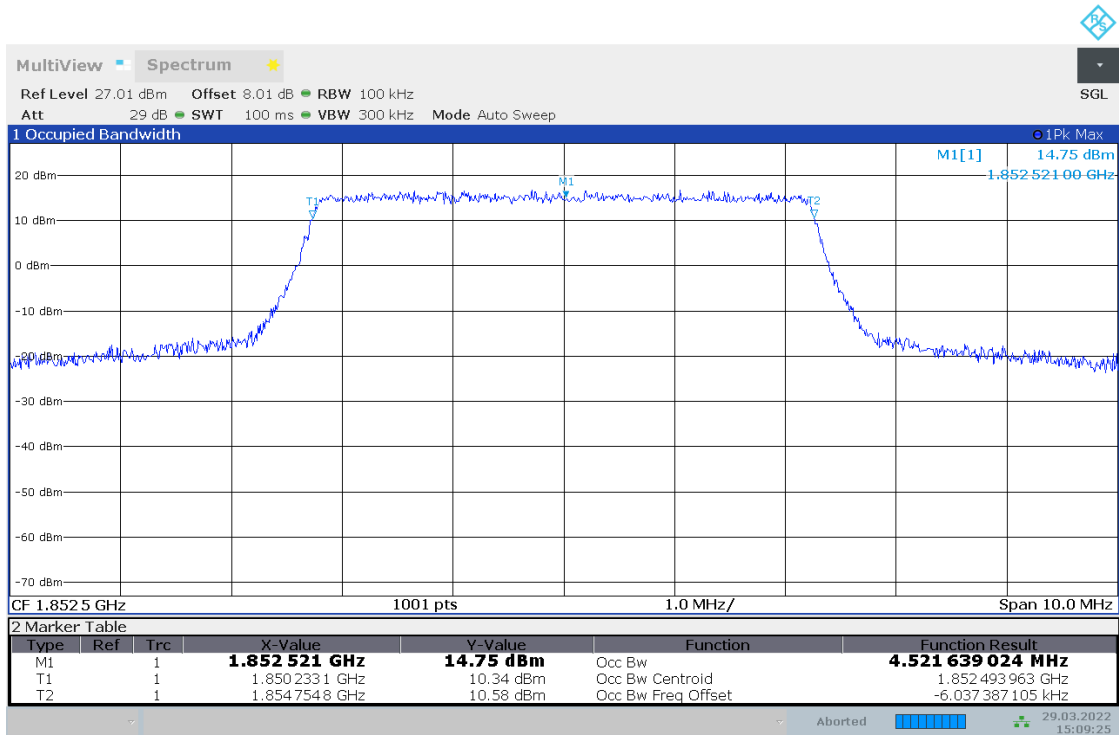
15:08:27 29.03.2022



## 4.2.25 TM2\_5MHZ\_LCH\_RB25#0

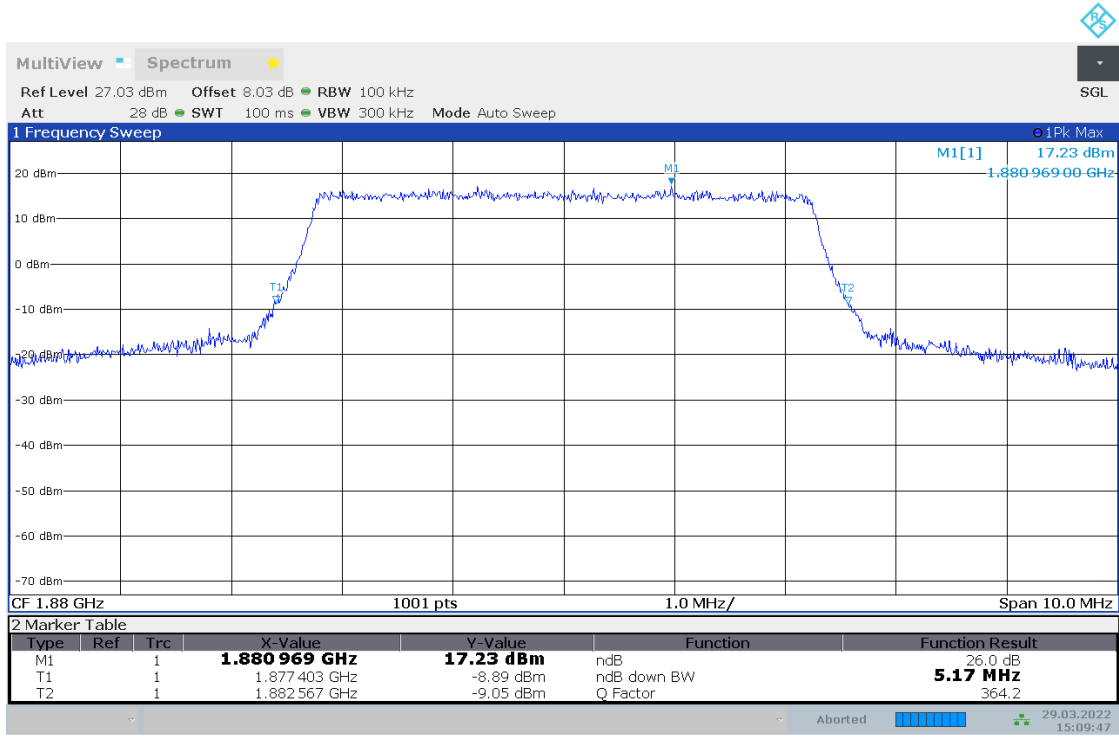


15:09:20 29.03.2022

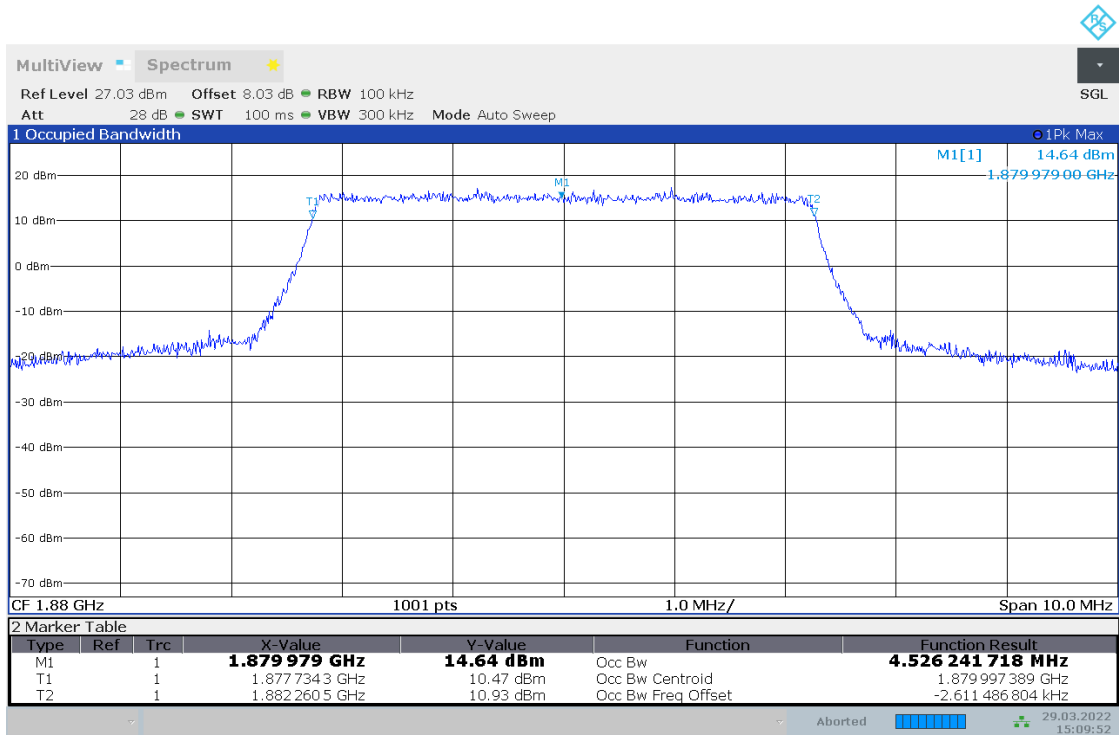


15:09:26 29.03.2022

## 4.2.26 TM2\_5MHZ\_MCH\_RB25#0

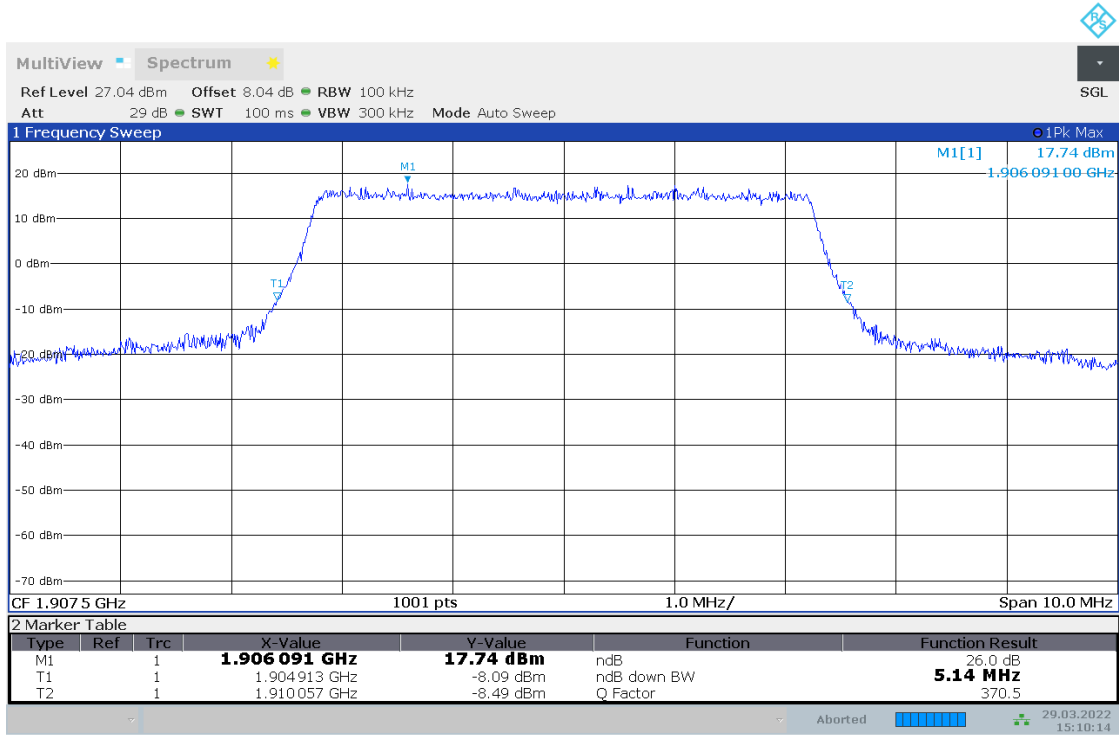


15:09:48 29.03.2022

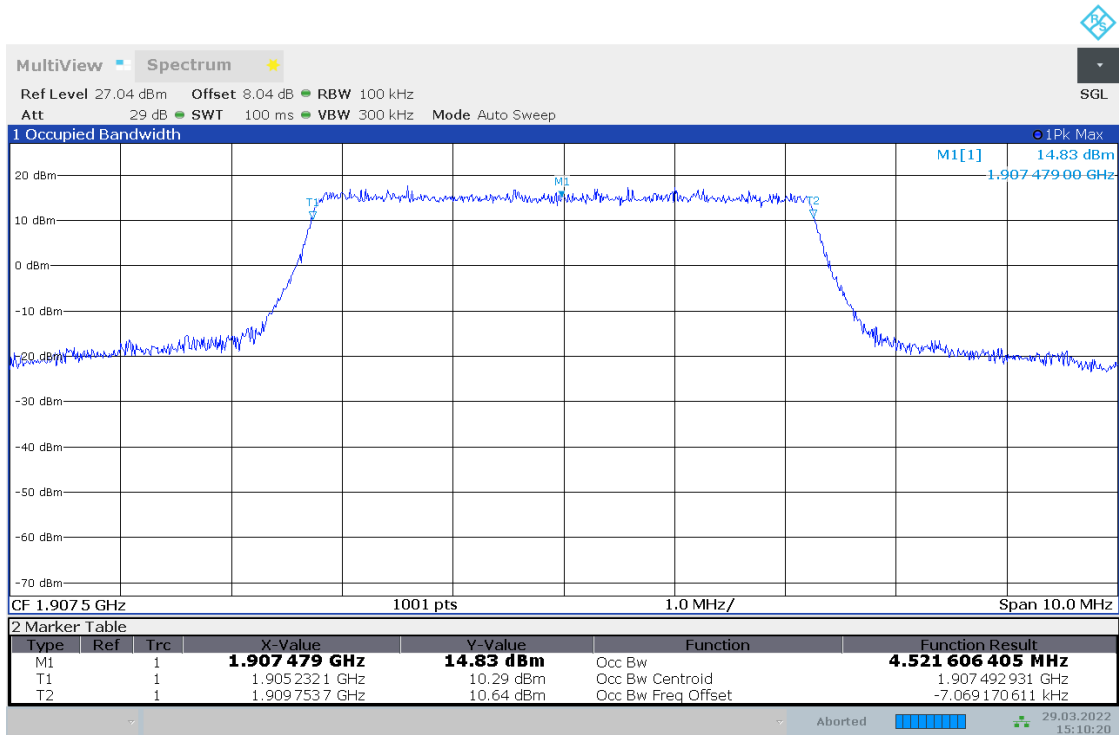


15:09:53 29.03.2022

## 4.2.27 TM2\_5MHZ\_HCH\_RB25#0

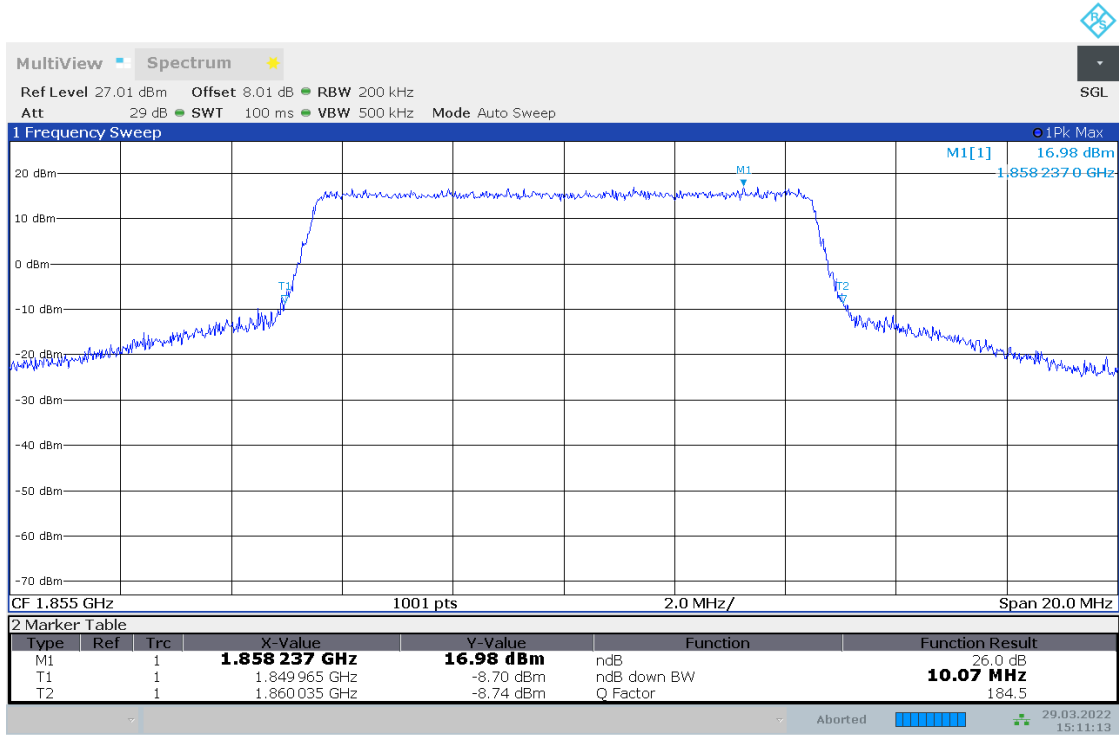


15:10:15 29.03.2022

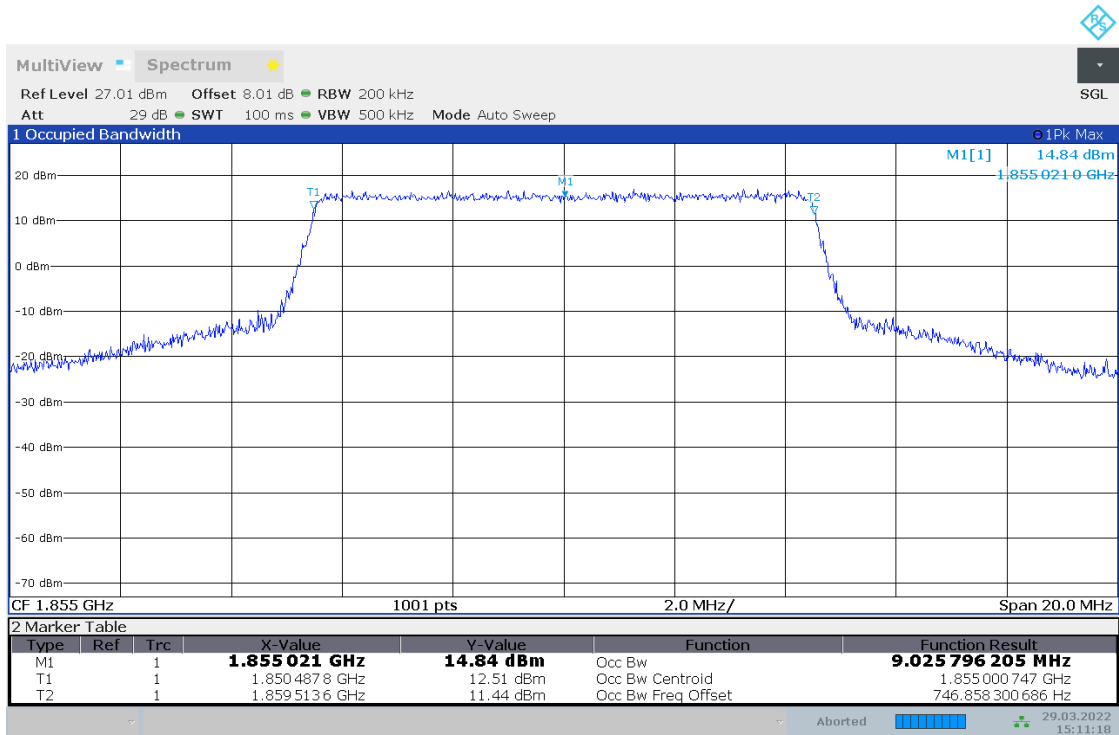


15:10:20 29.03.2022

## 4.2.28 TM2\_10MHZ\_LCH\_RB50#0

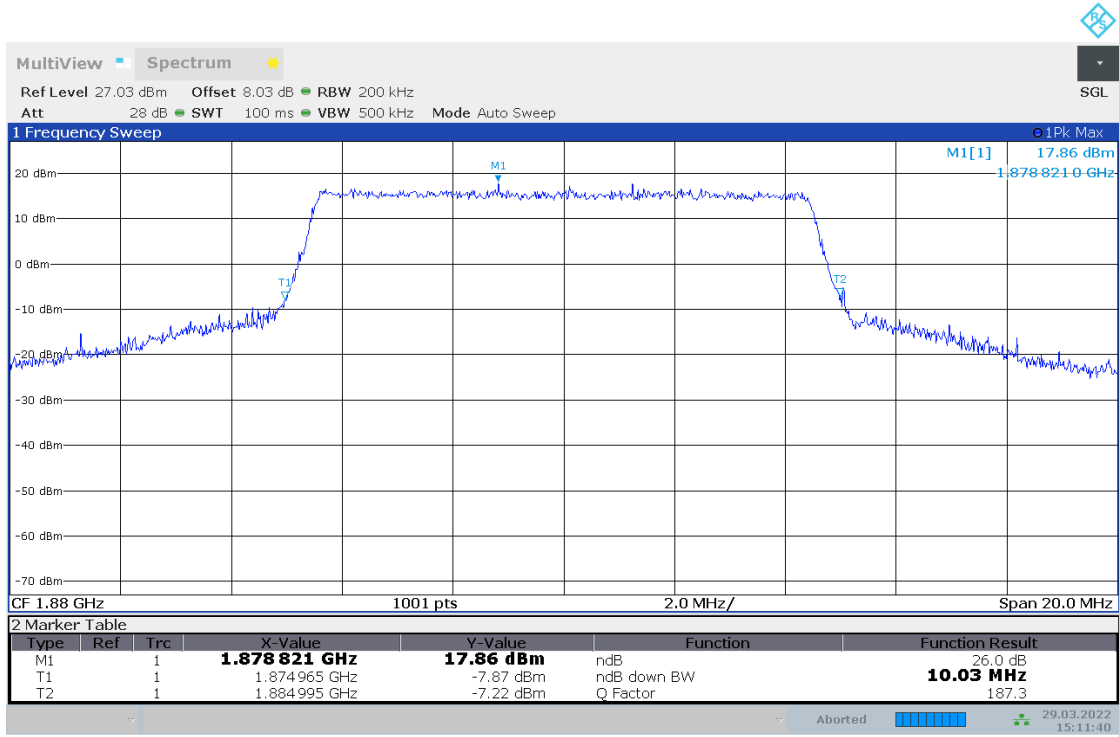


15:11:13 29.03.2022

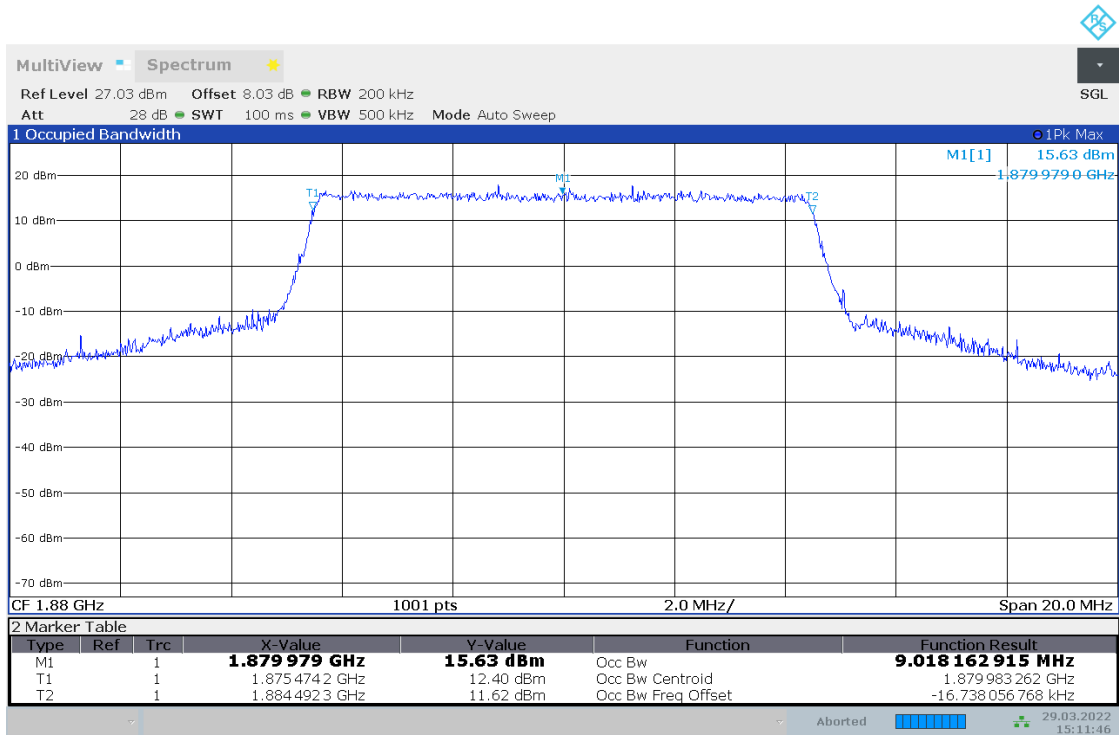


15:11:19 29.03.2022

## 4.2.29 TM2\_10MHZ\_MCH\_RB50#0

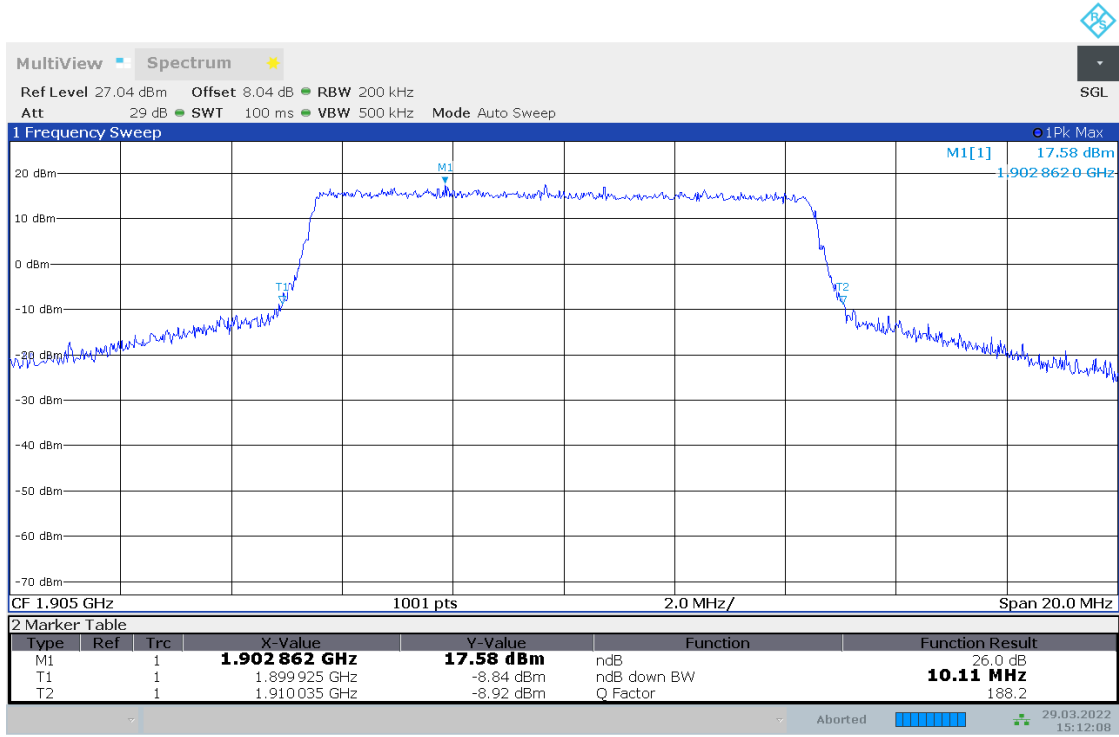


15:11:41 29.03.2022

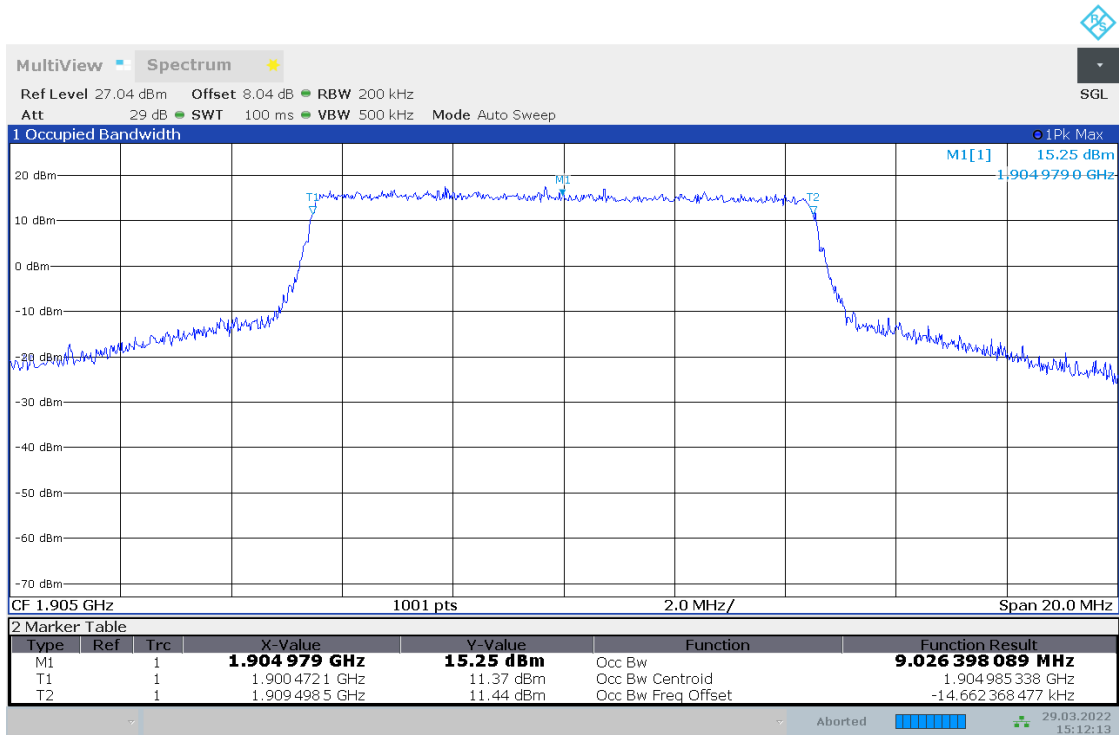


15:11:46 29.03.2022

## 4.2.30 TM2\_10MHZ\_HCH\_RB50#0

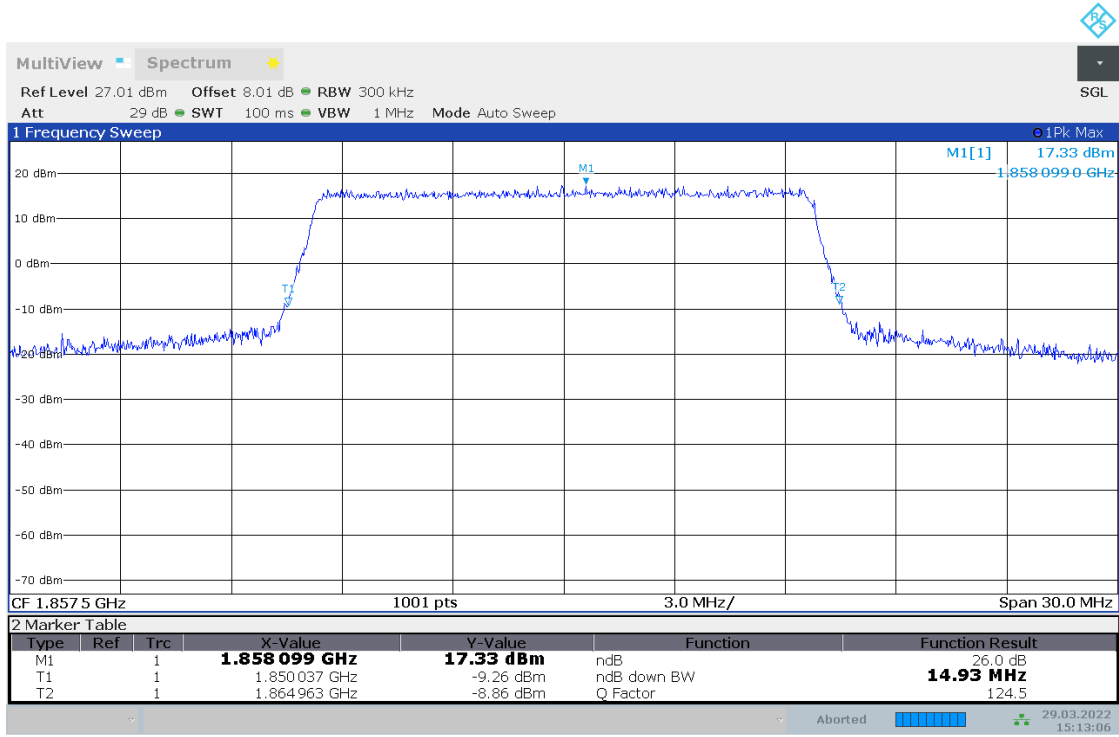


15:12:08 29.03.2022

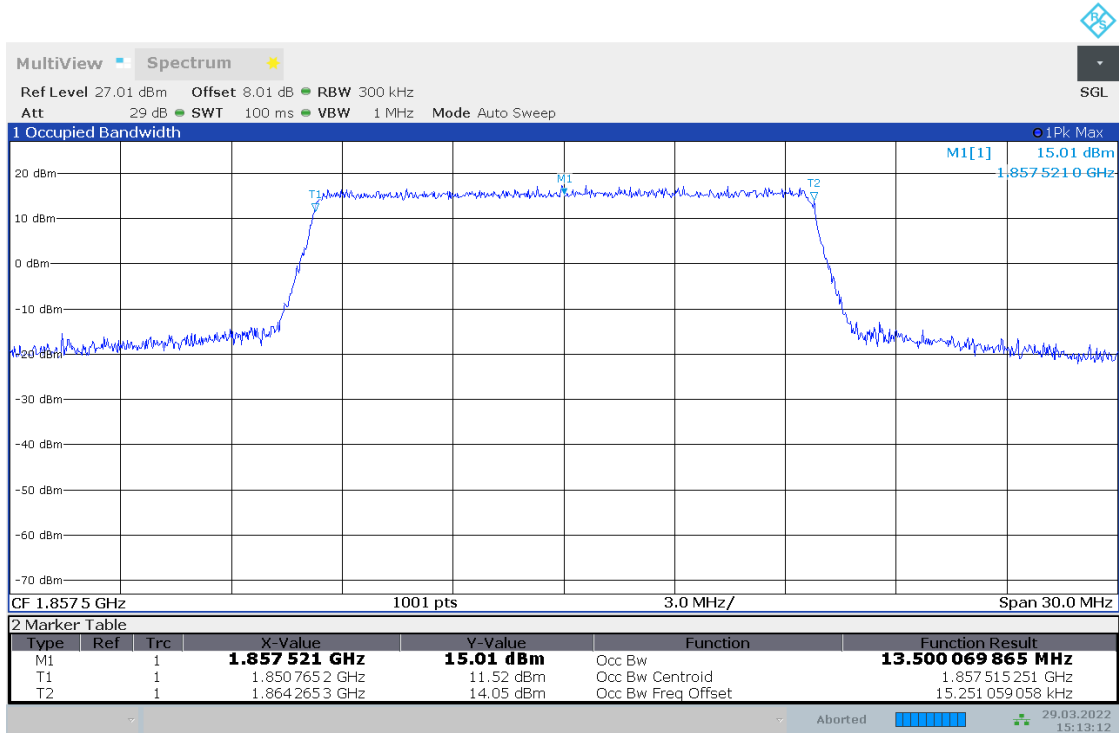


15:12:13 29.03.2022

## 4.2.31 TM2\_15MHZ\_LCH\_RB75#0

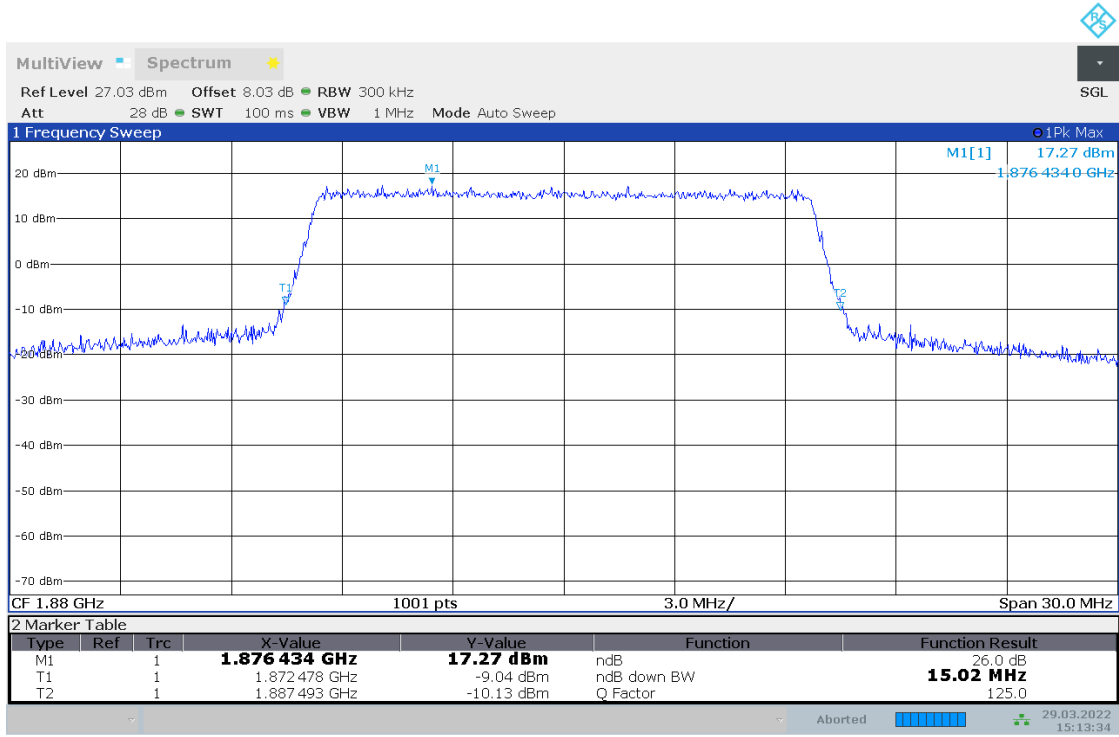


15:13:07 29.03.2022

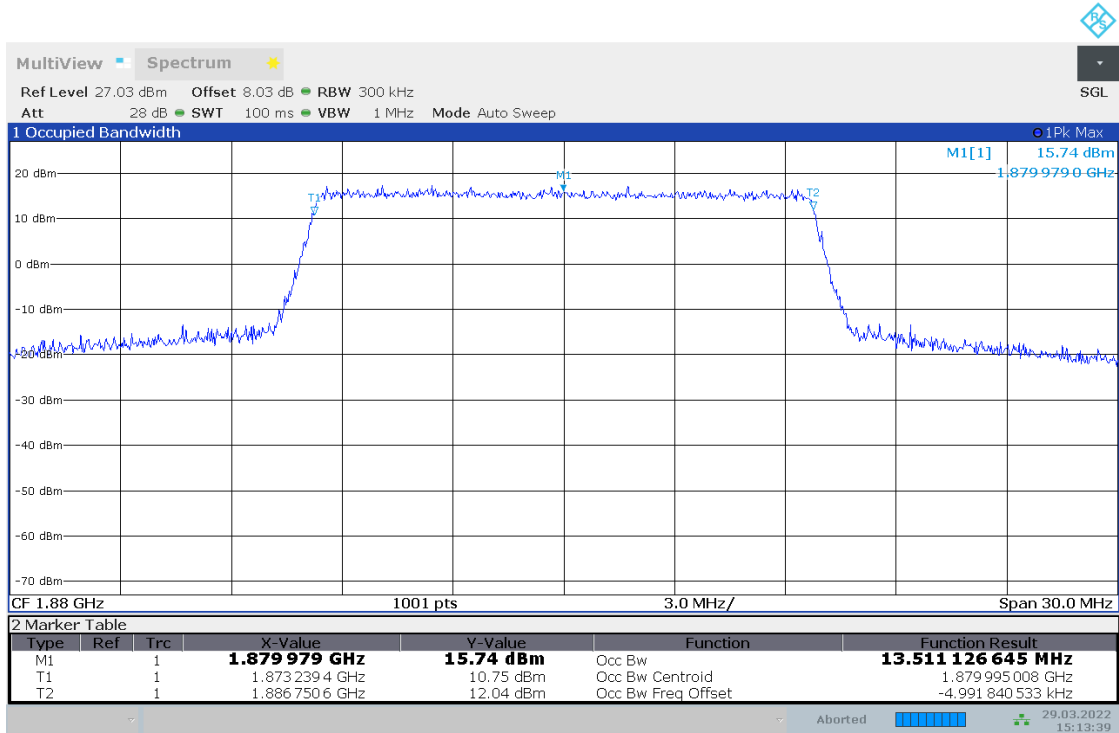


15:13:12 29.03.2022

## 4.2.32 TM2\_15MHZ\_MCH\_RB75#0



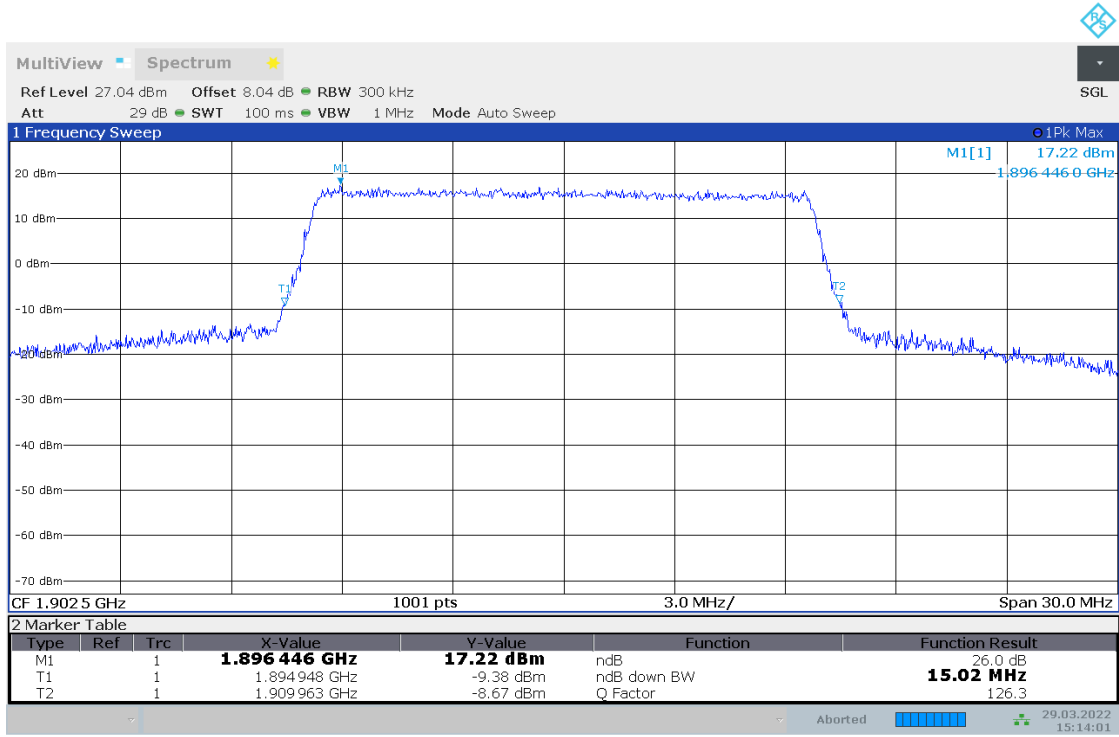
15:13:34 29.03.2022



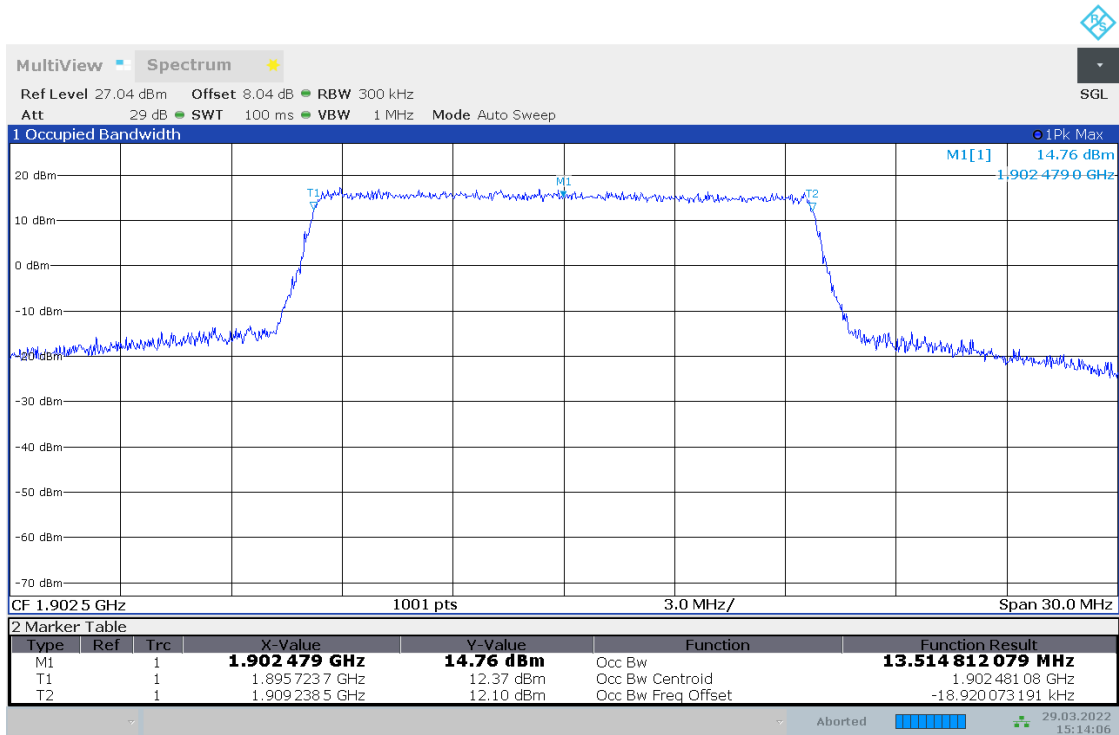
15:13:40 29.03.2022



## 4.2.33 TM2\_15MHZ\_HCH\_RB75#0

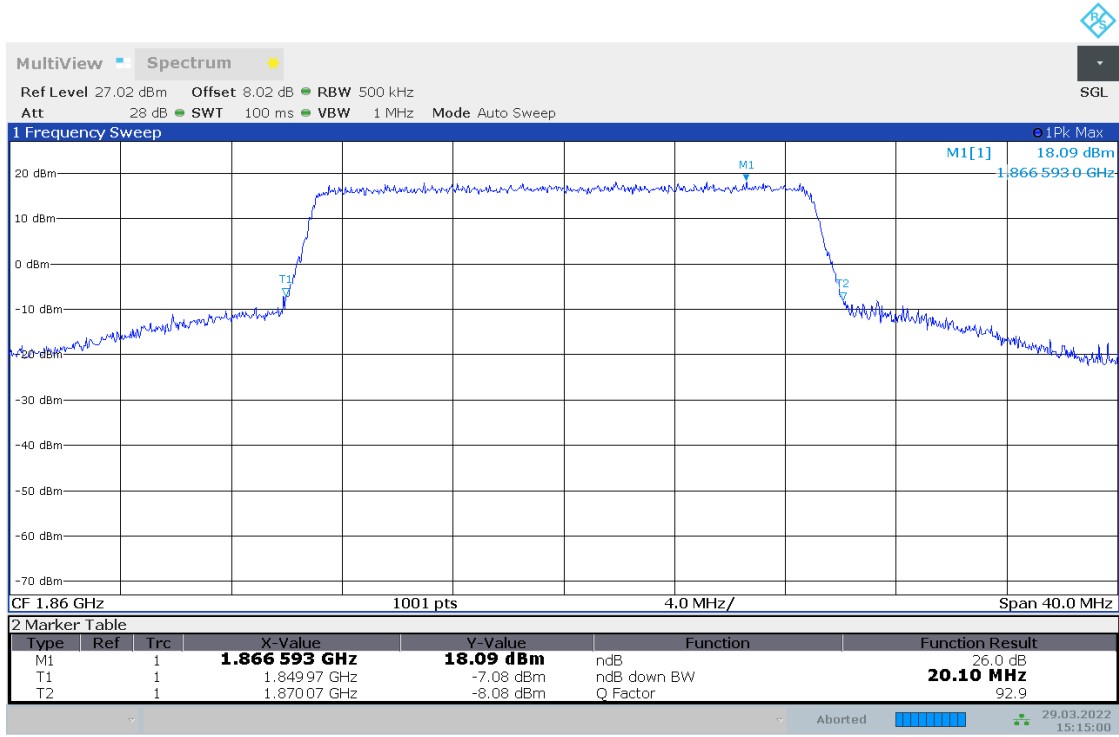


15:14:02 29.03.2022

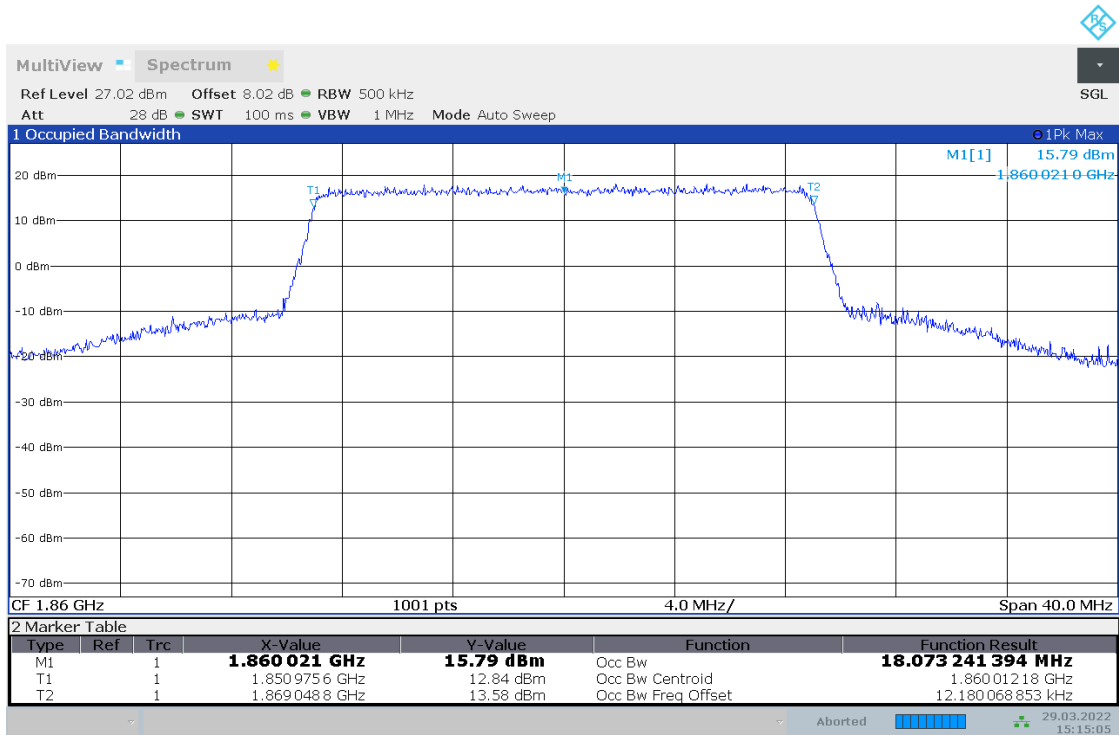


15:14:07 29.03.2022

## 4.2.34 TM2\_20MHZ\_LCH\_RB100#0

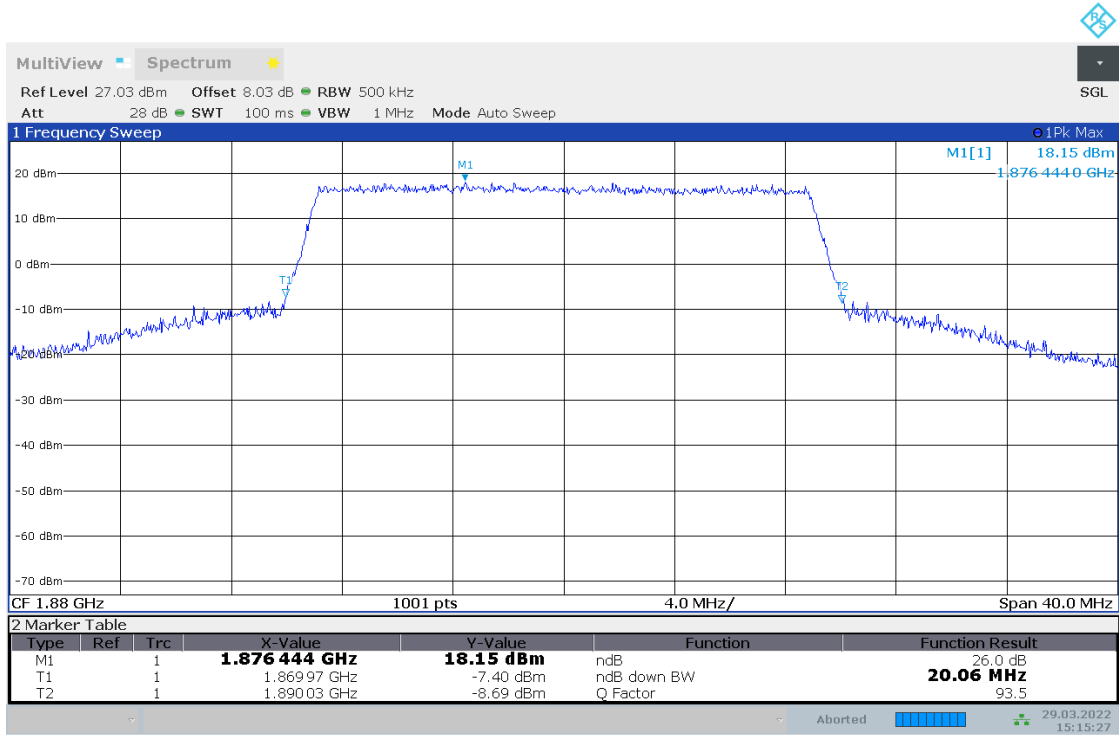


15:15:00 29.03.2022

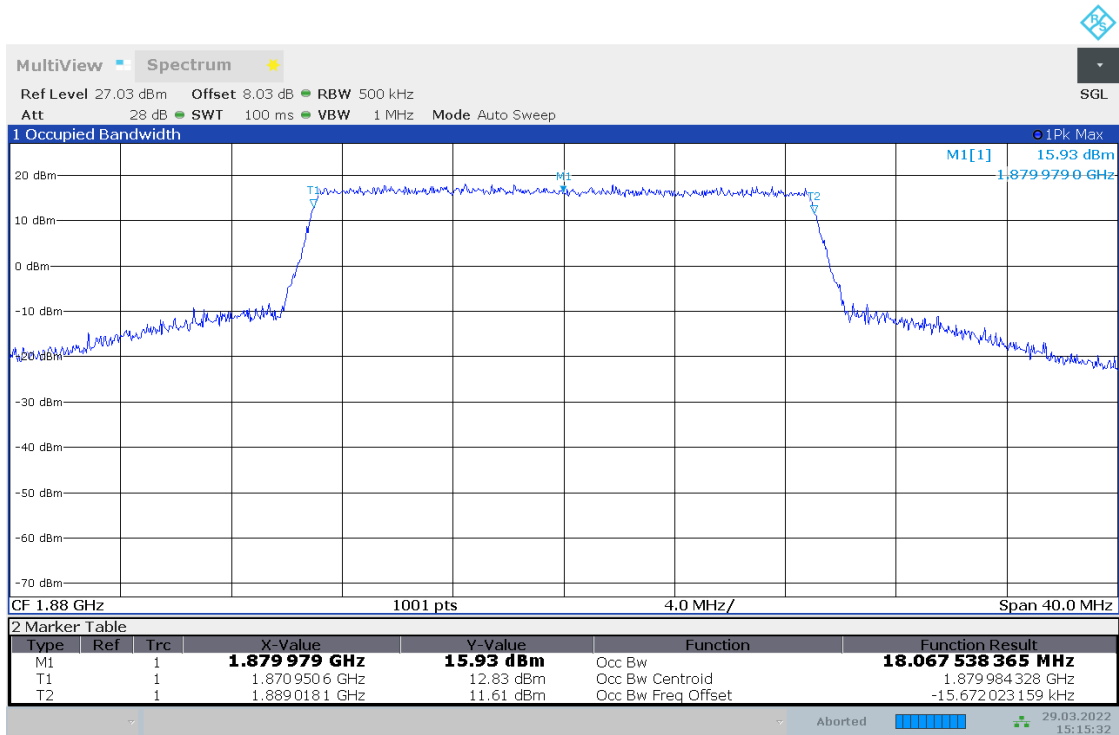


15:15:06 29.03.2022

## 4.2.35 TM2\_20MHZ\_MCH\_RB100#0

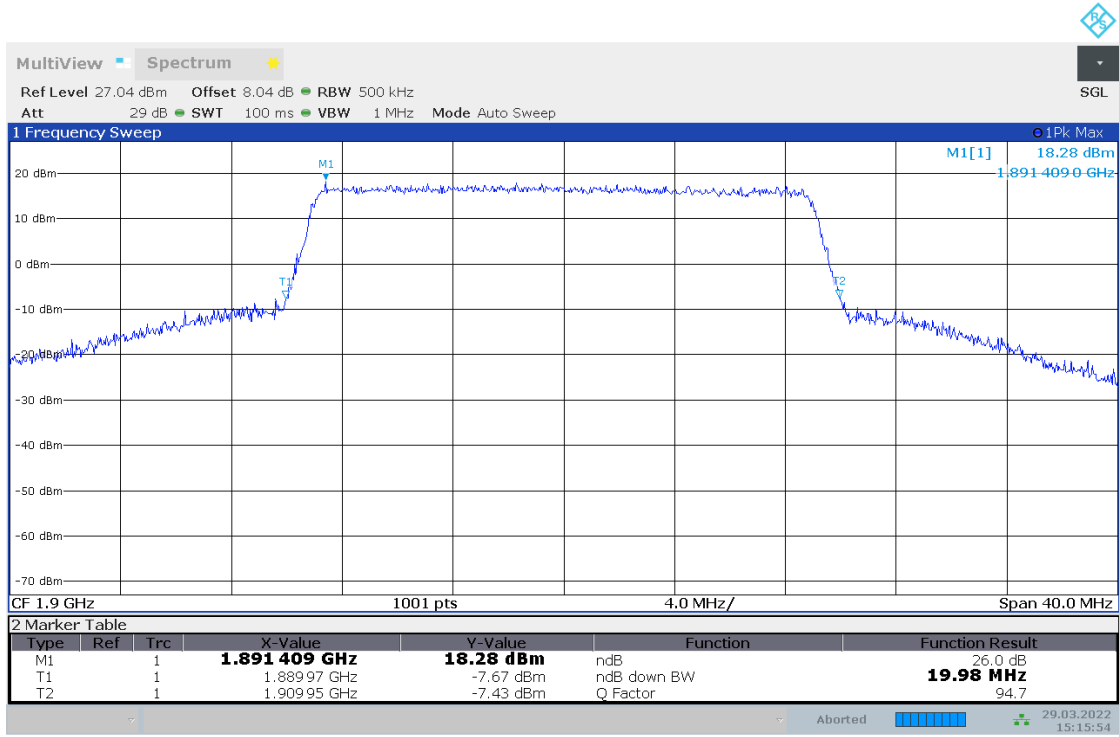


15:15:28 29.03.2022

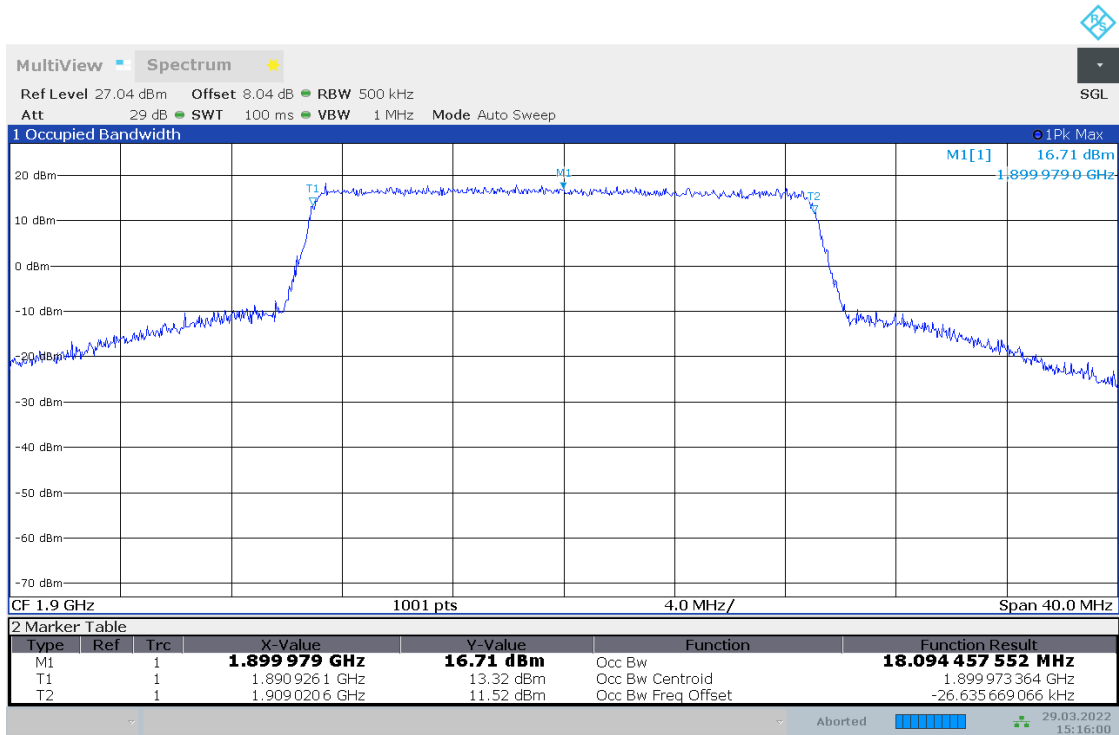


15:15:33 29.03.2022

## 4.2.36 TM2\_20MHZ\_HCH\_RB100#0

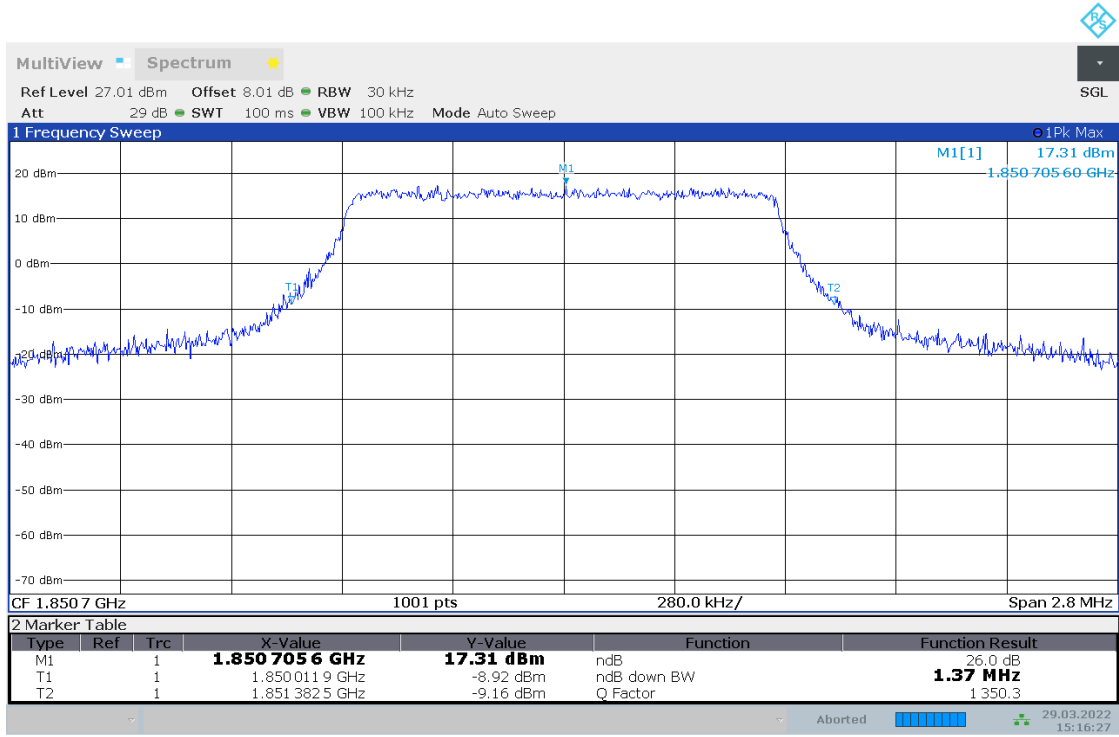


15:15:55 29.03.2022

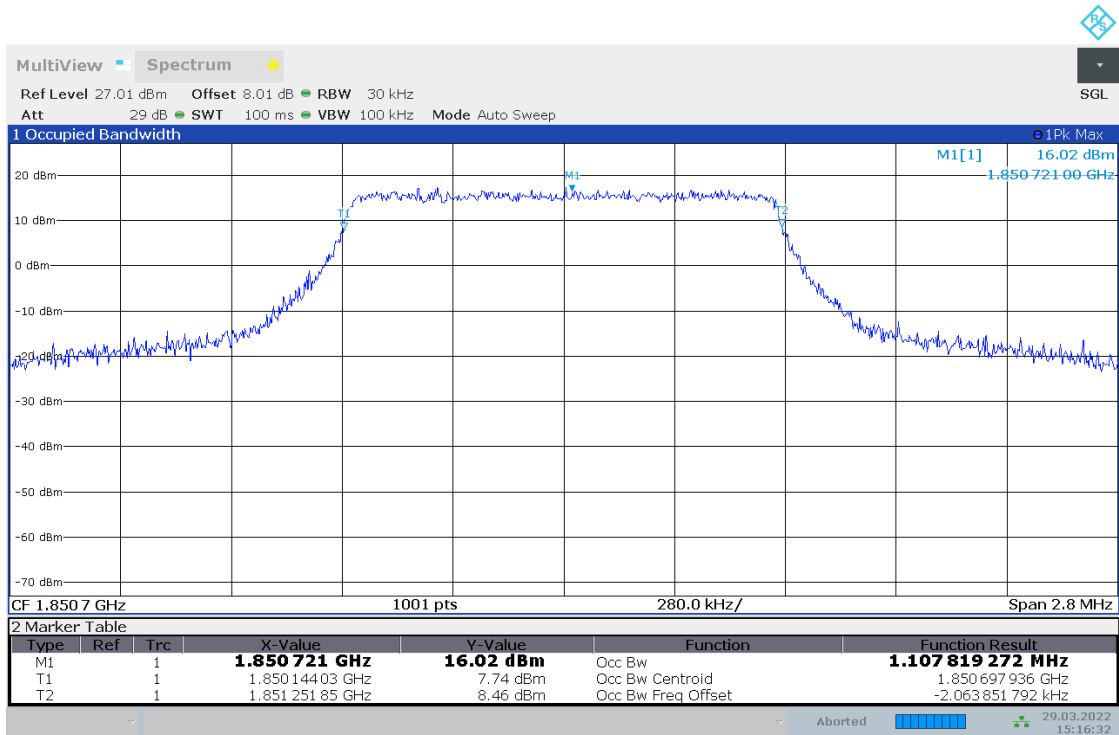


15:16:00 29.03.2022

## 4.2.37 TM3\_1.4MHZ\_LCH\_RB6#0

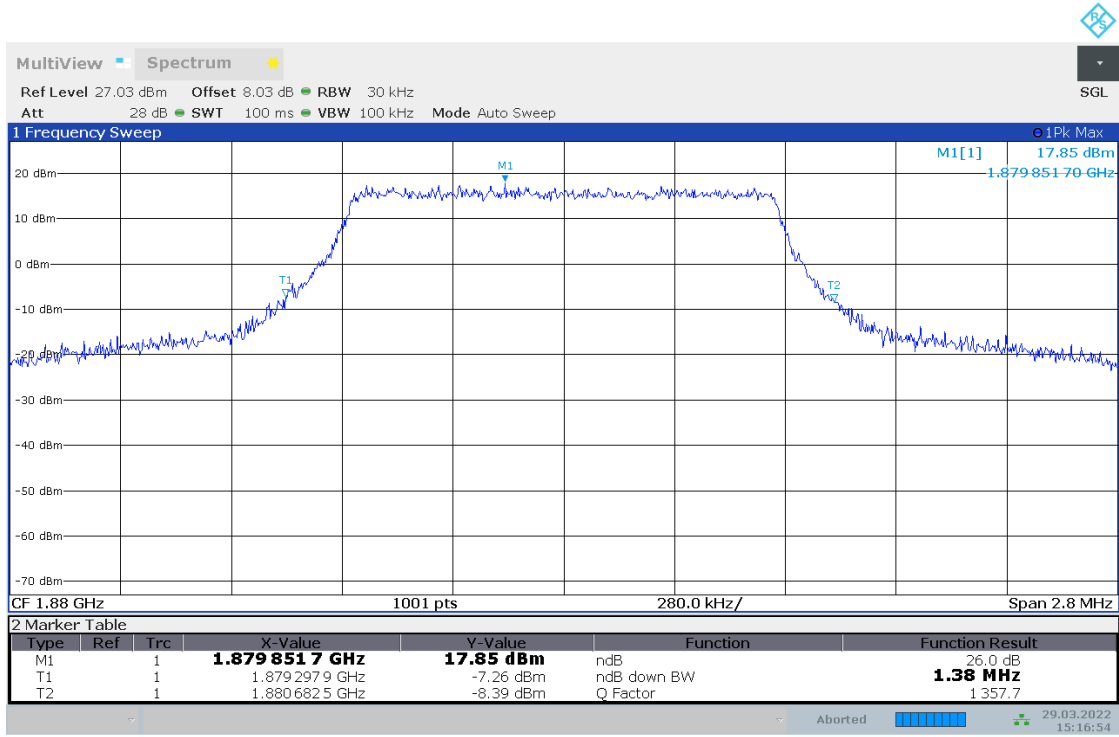


15:16:28 29.03.2022

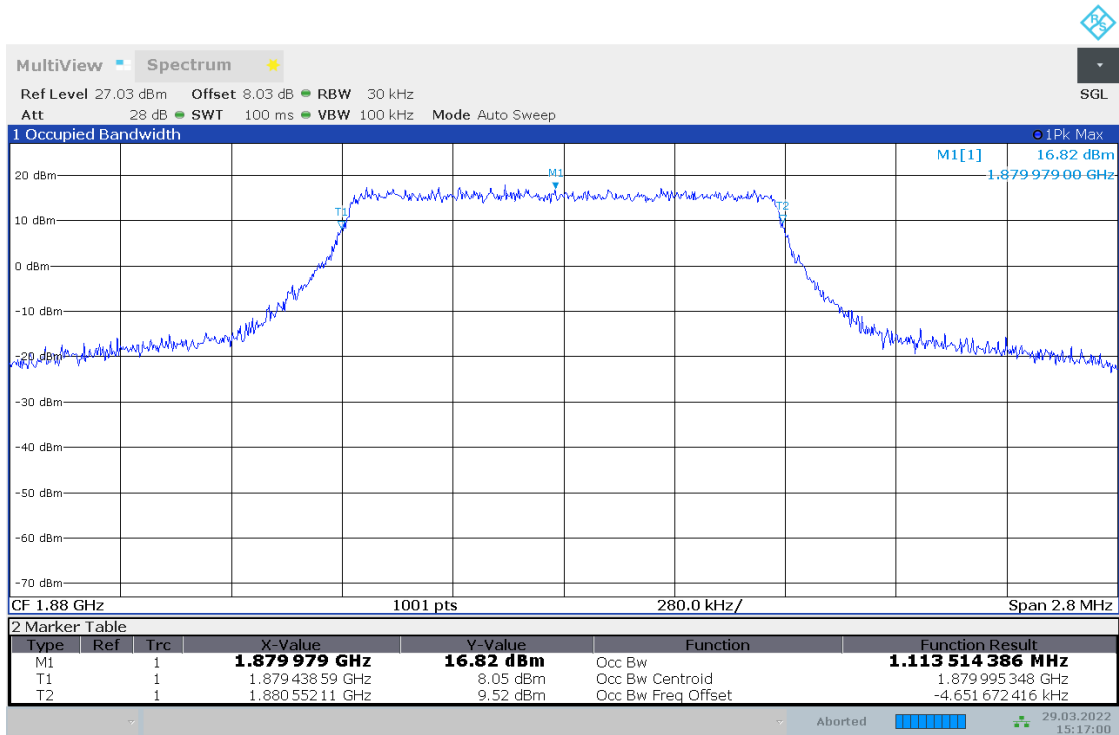


15:16:33 29.03.2022

## 4.2.38 TM3\_1.4MHZ\_MCH\_RB6#0

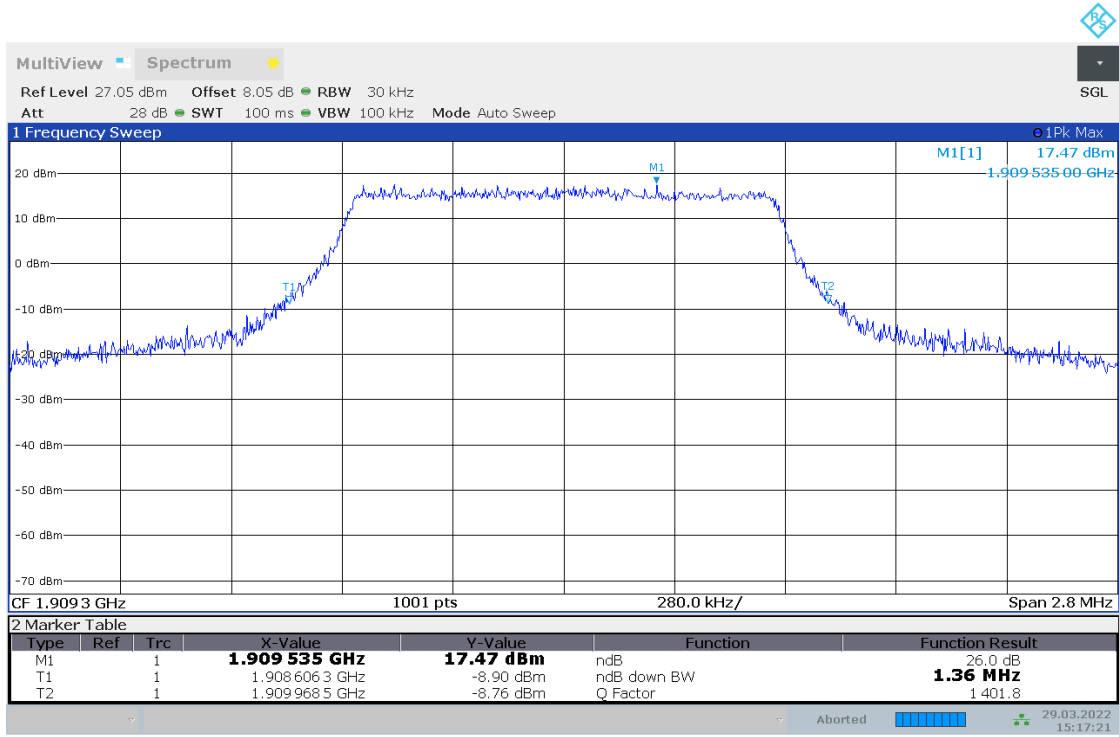


15:16:55 29.03.2022

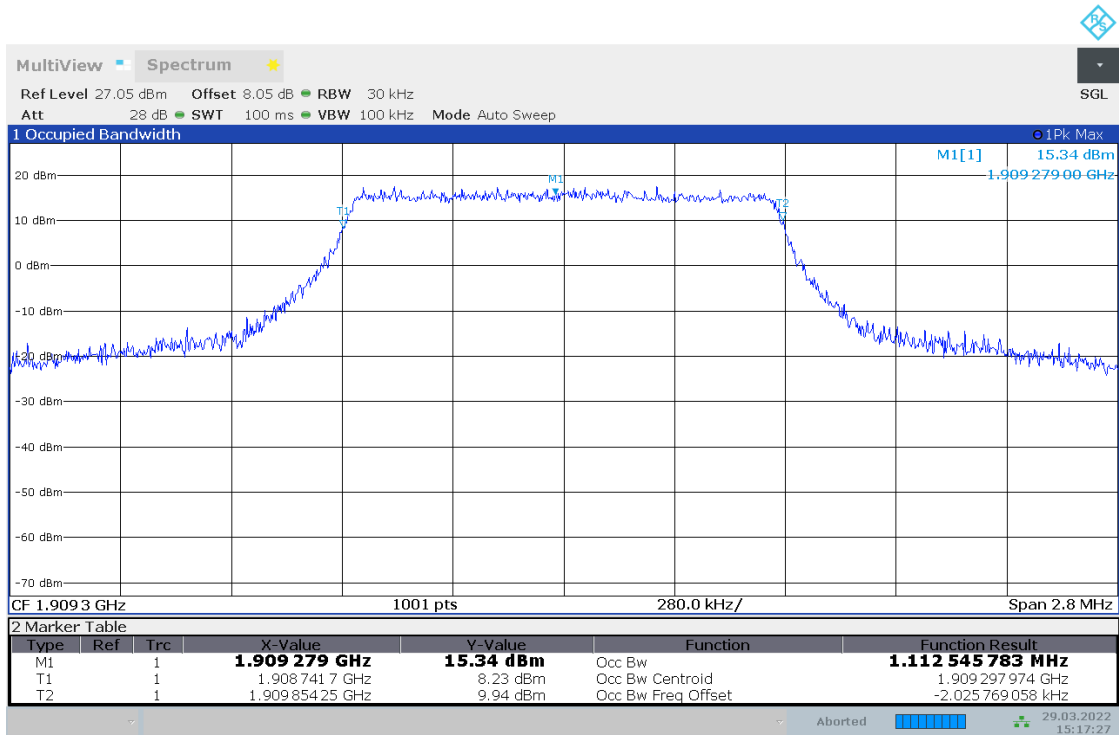


15:17:01 29.03.2022

## 4.2.39 TM3\_1.4MHZ\_HCH\_RB6#0

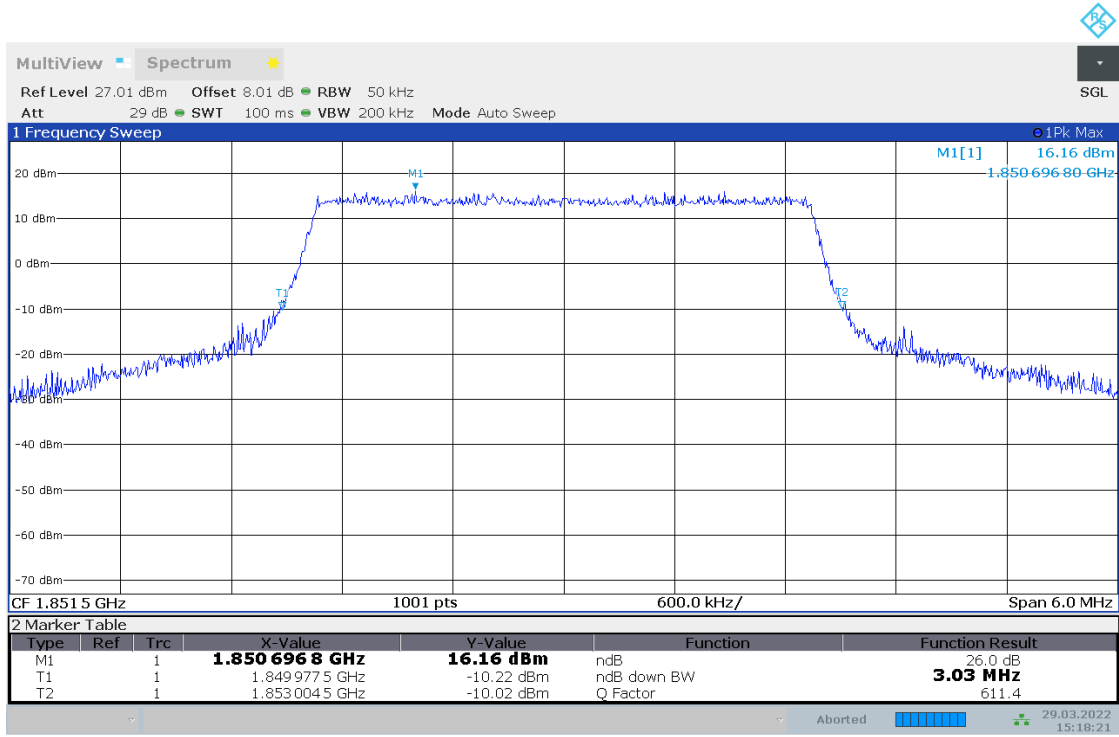


15:17:22 29.03.2022

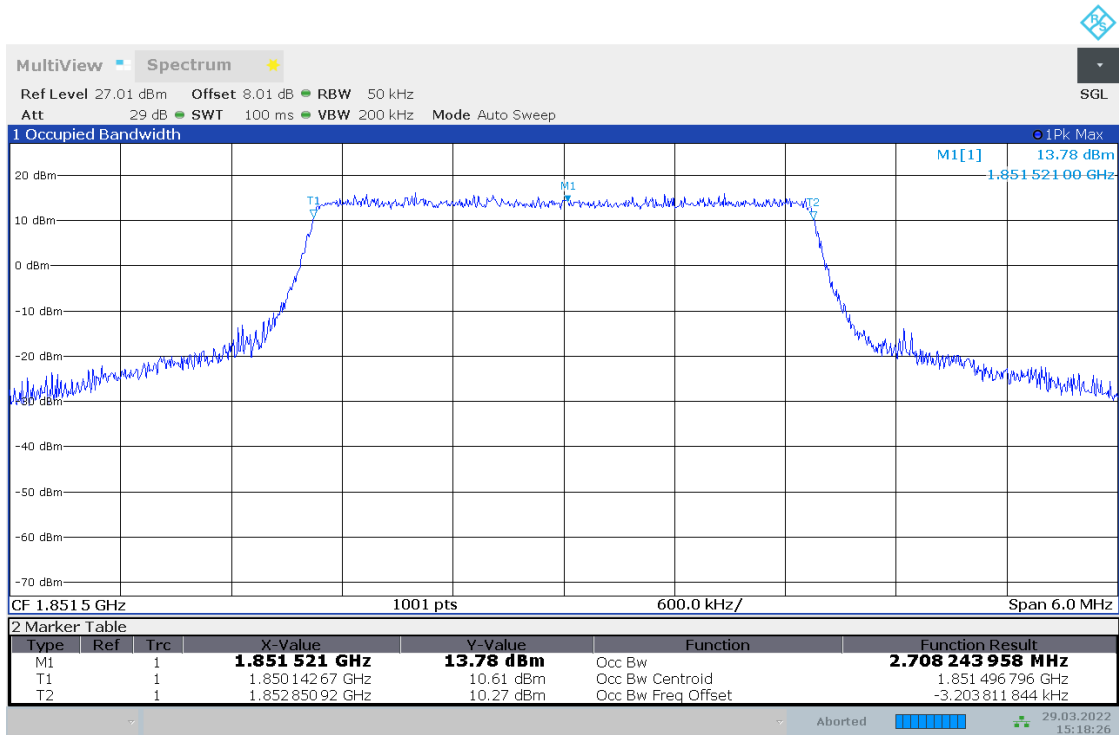


15:17:28 29.03.2022

## 4.2.40 TM3\_3MHZ\_LCH\_RB15#0



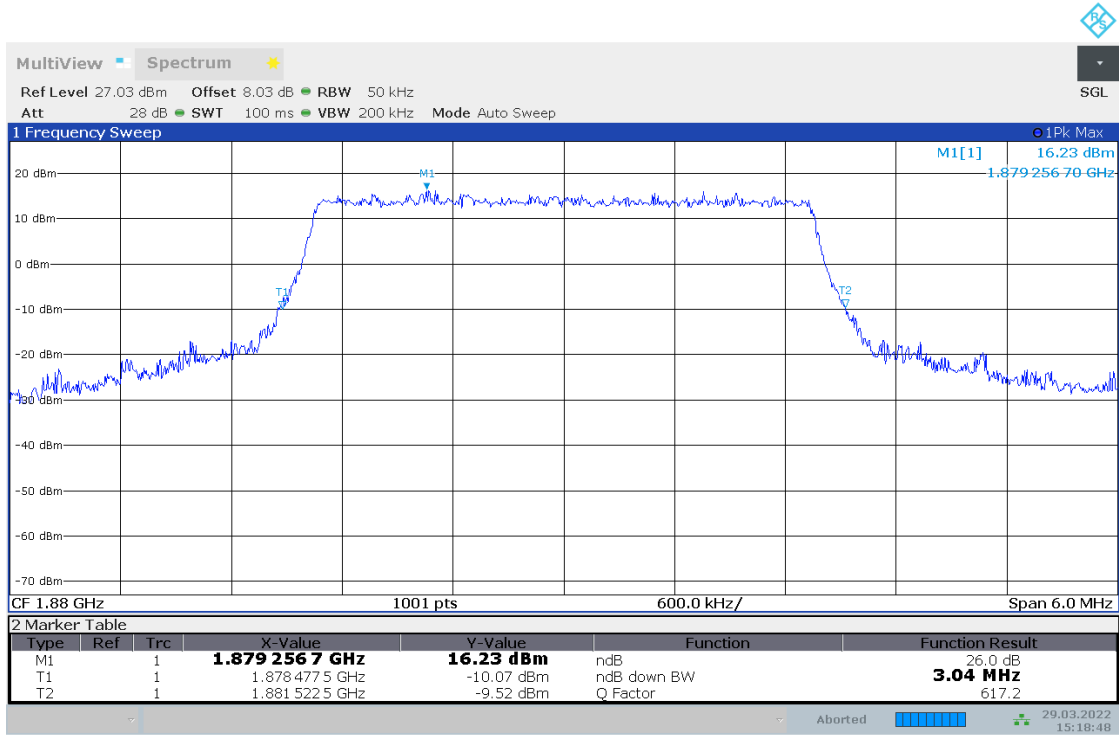
15:18:21 29.03.2022



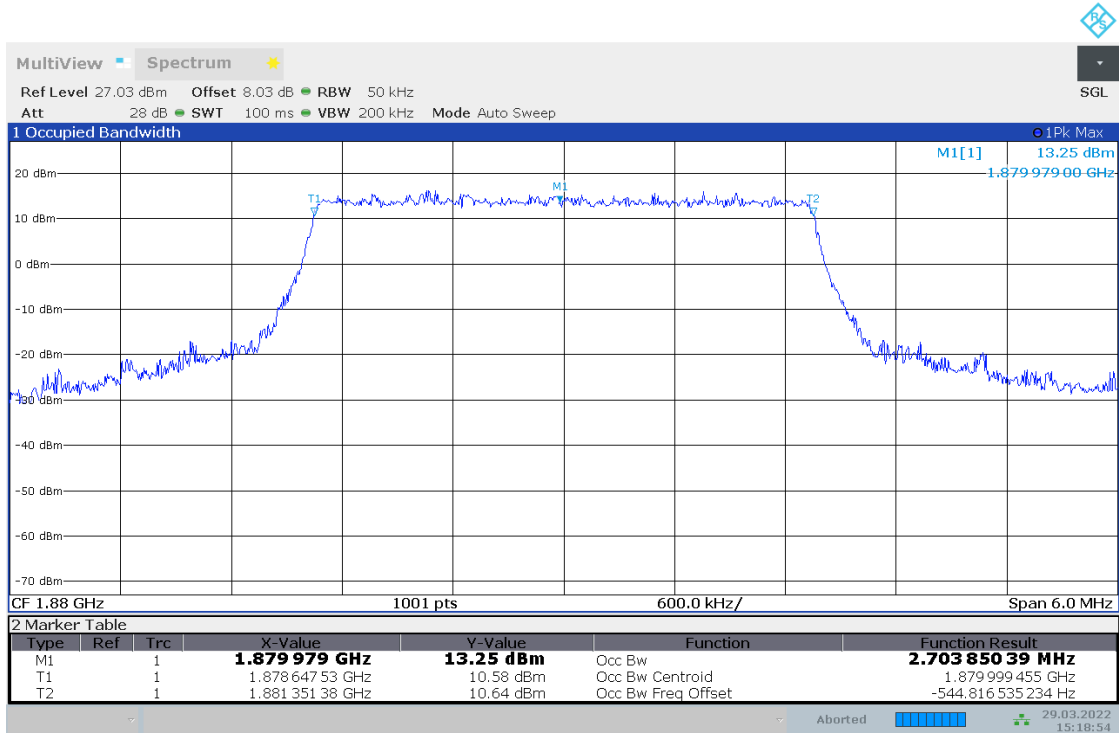
15:18:26 29.03.2022



## 4.2.41 TM3\_3MHZ\_MCH\_RB15#0

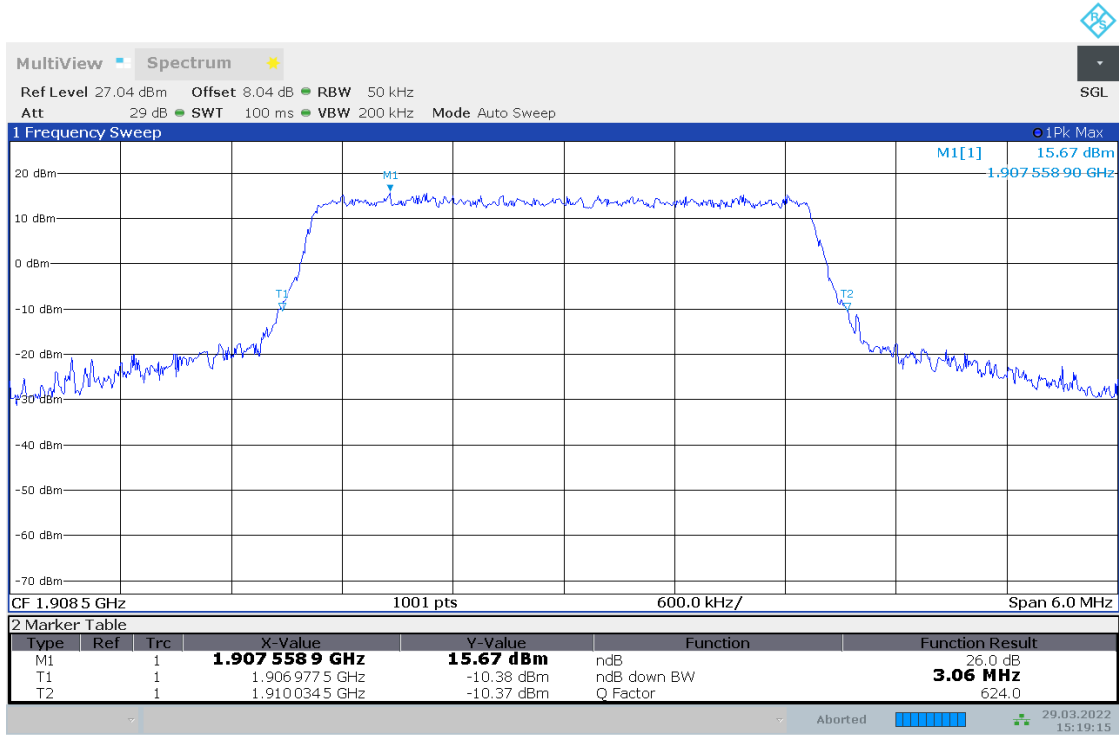


15:18:48 29.03.2022

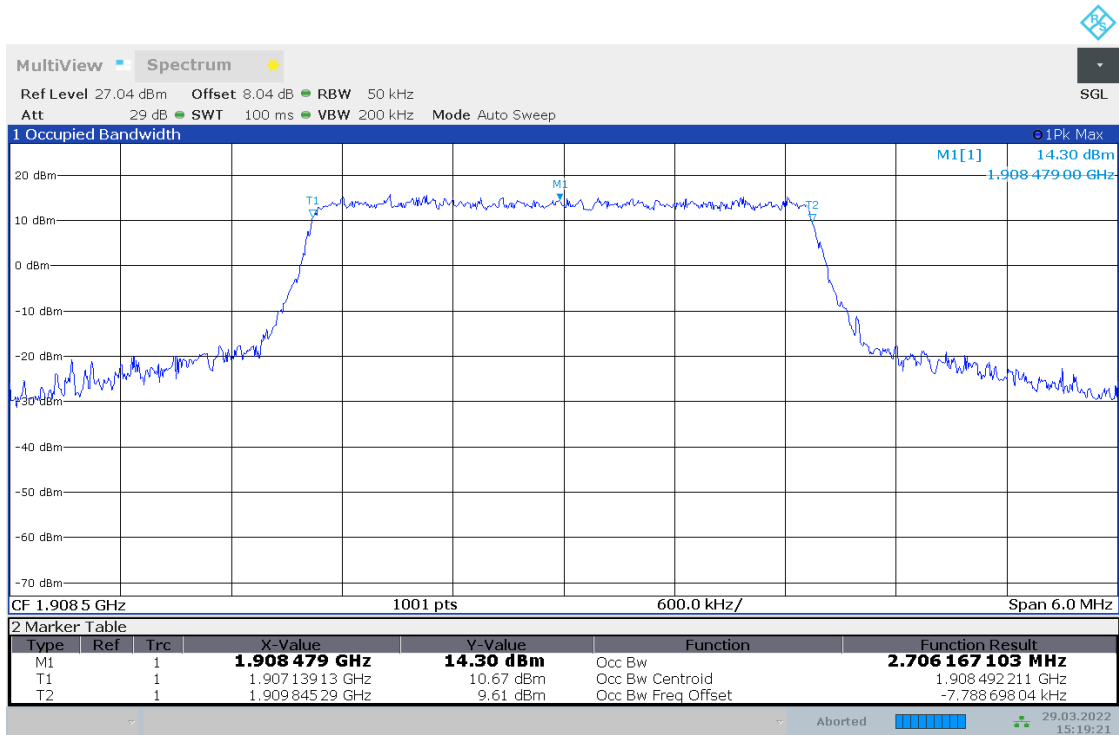


15:18:54 29.03.2022

## 4.2.42 TM3\_3MHZ\_HCH\_RB15#0

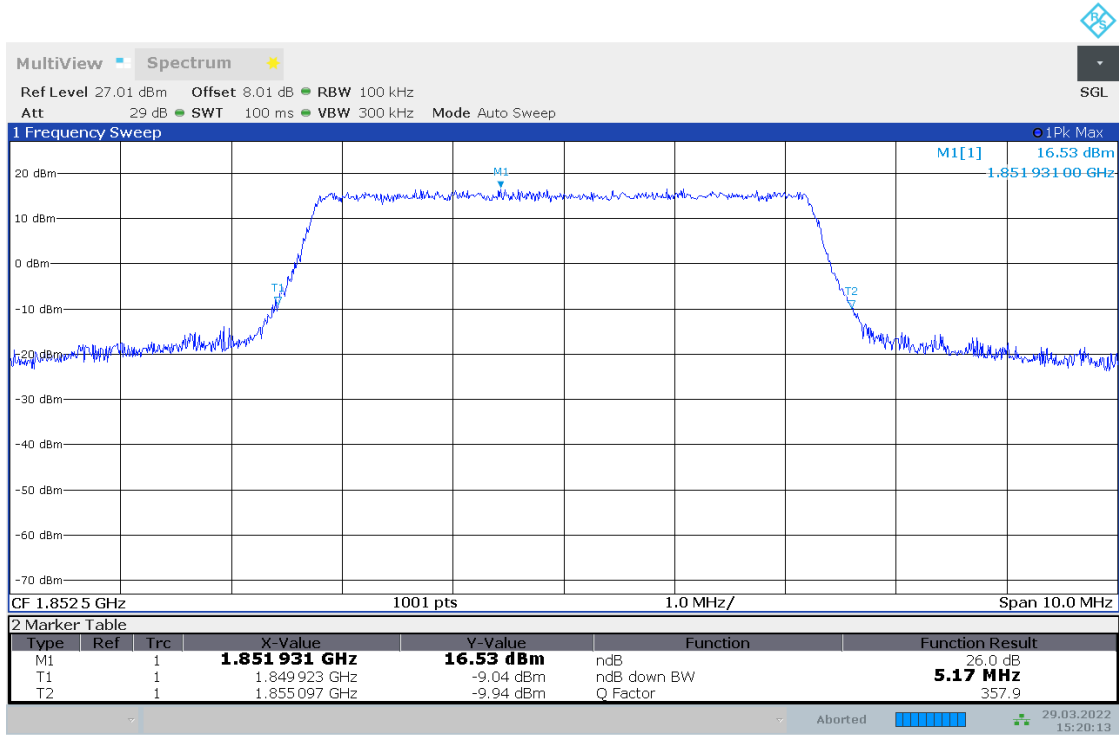


15:19:16 29.03.2022

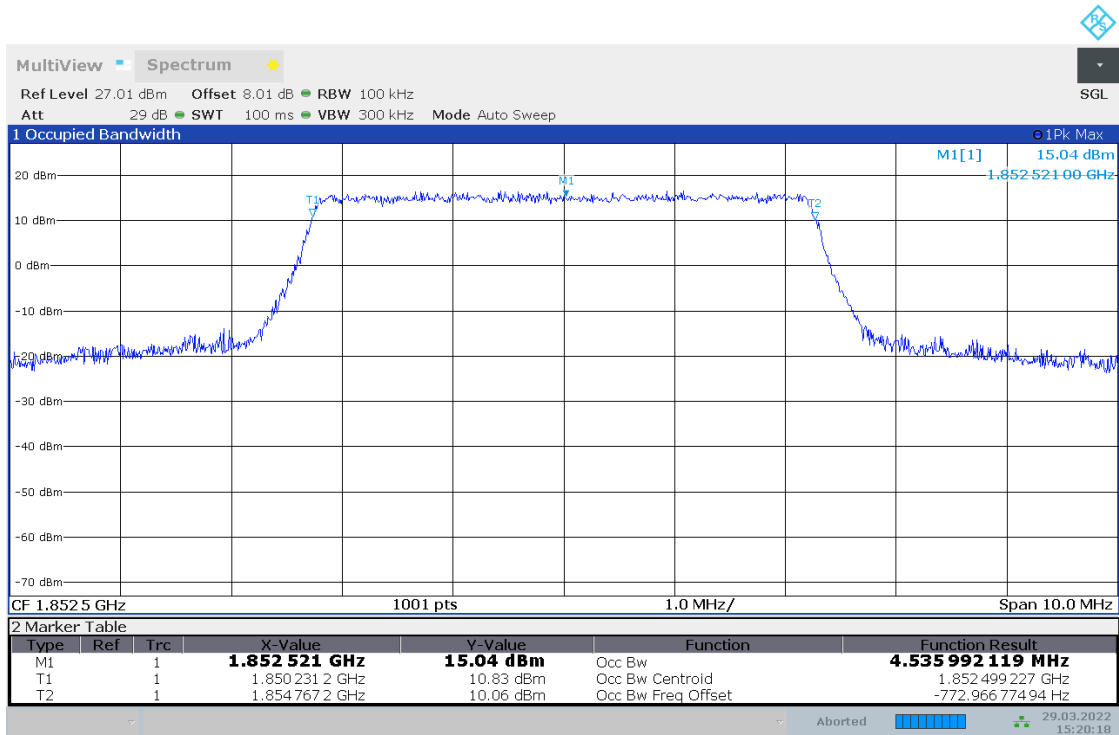


15:19:21 29.03.2022

## 4.2.43 TM3\_5MHZ\_LCH\_RB25#0

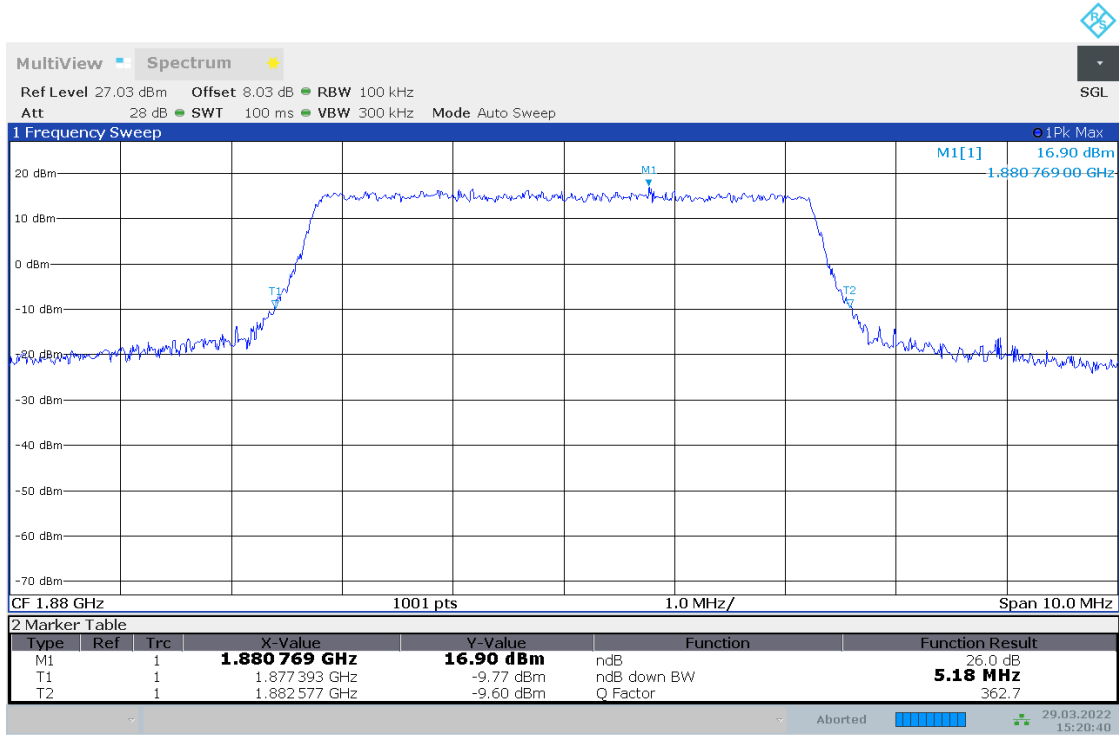


15:20:13 29.03.2022

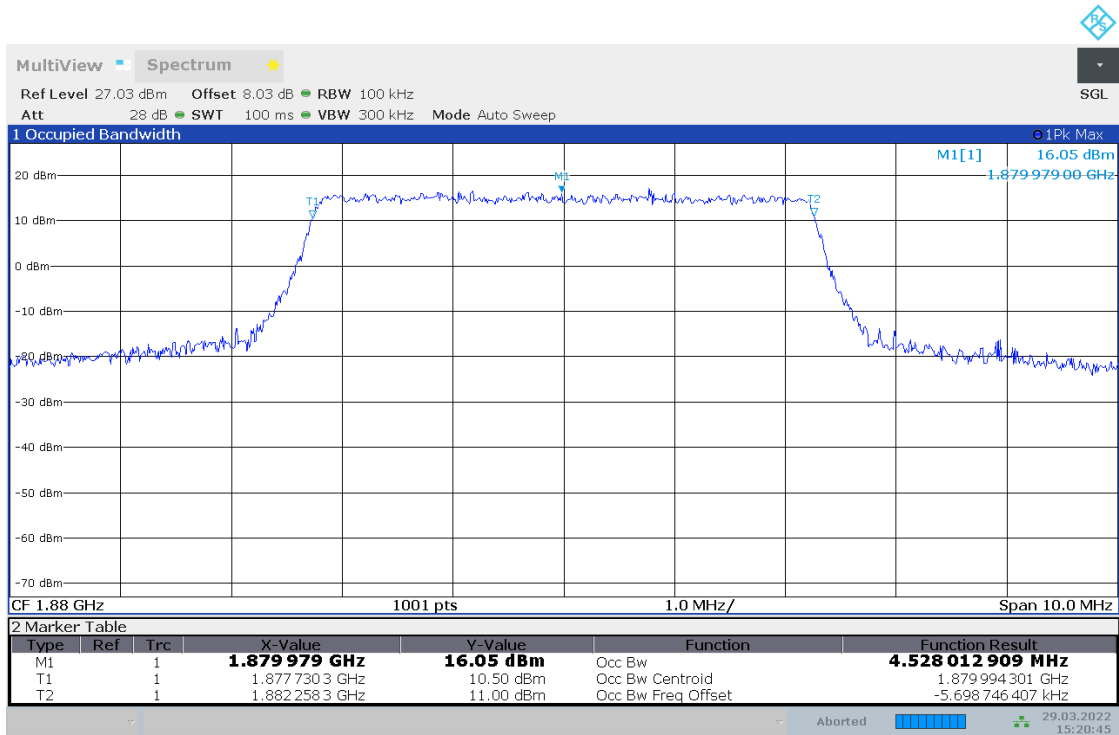


15:20:18 29.03.2022

## 4.2.44 TM3\_5MHZ\_MCH\_RB25#0

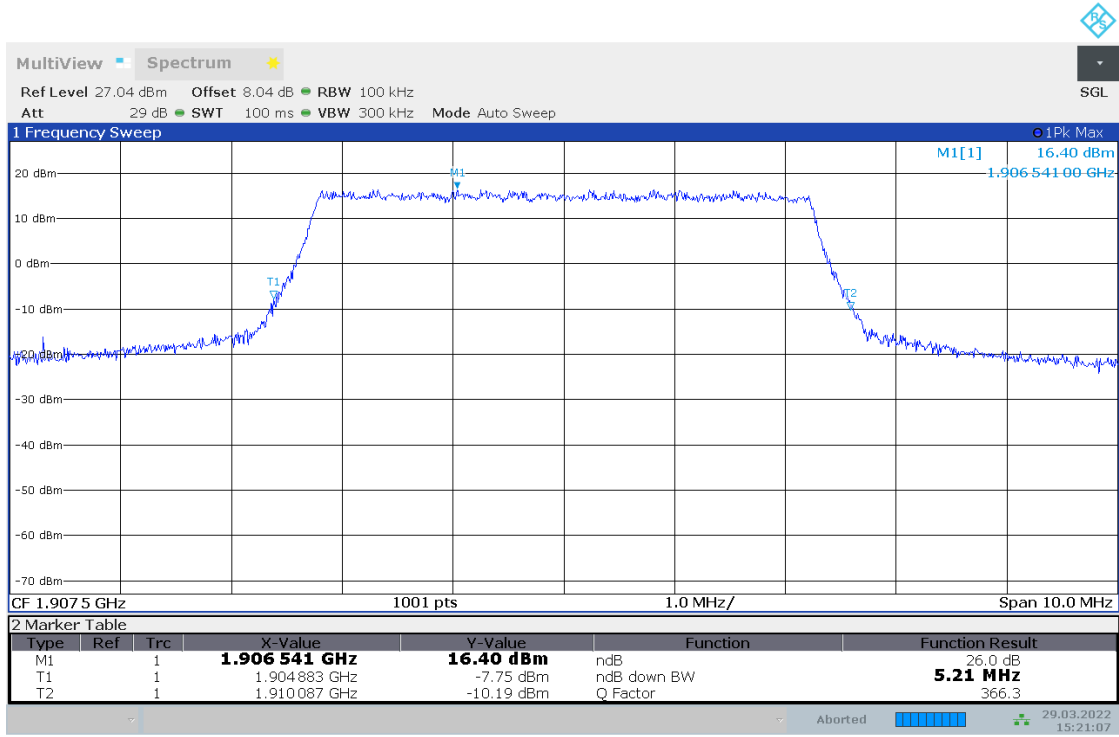


15:20:40 29.03.2022

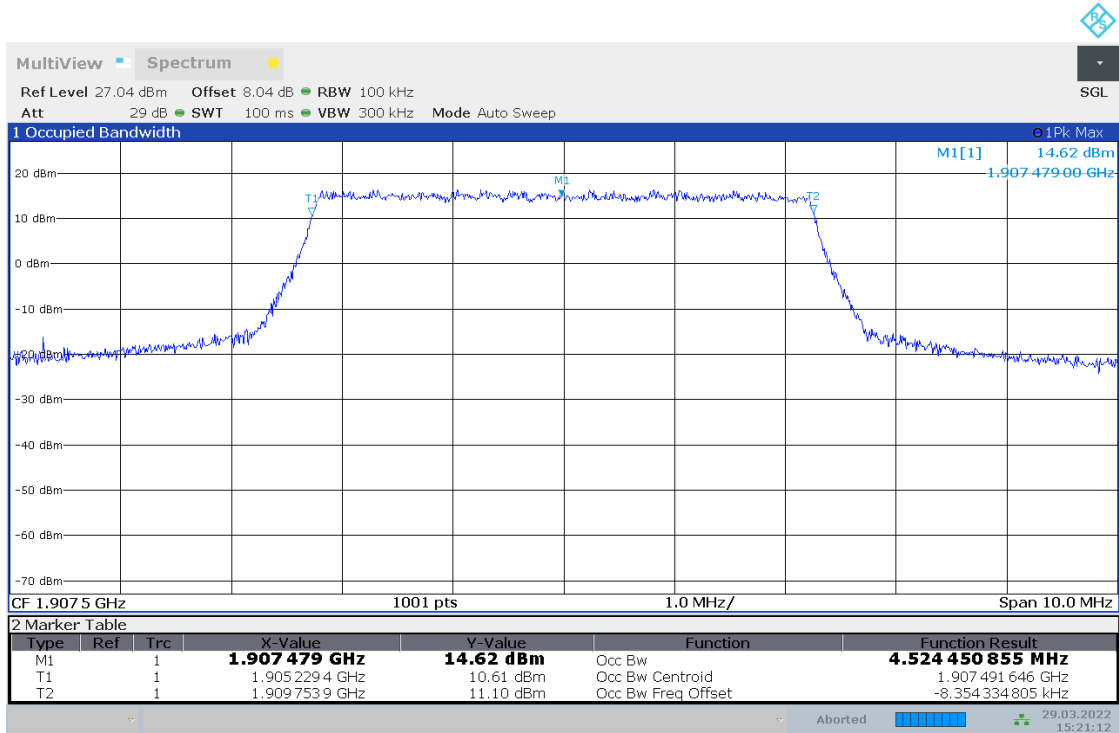


15:20:45 29.03.2022

## 4.2.45 TM3\_5MHZ\_HCH\_RB25#0

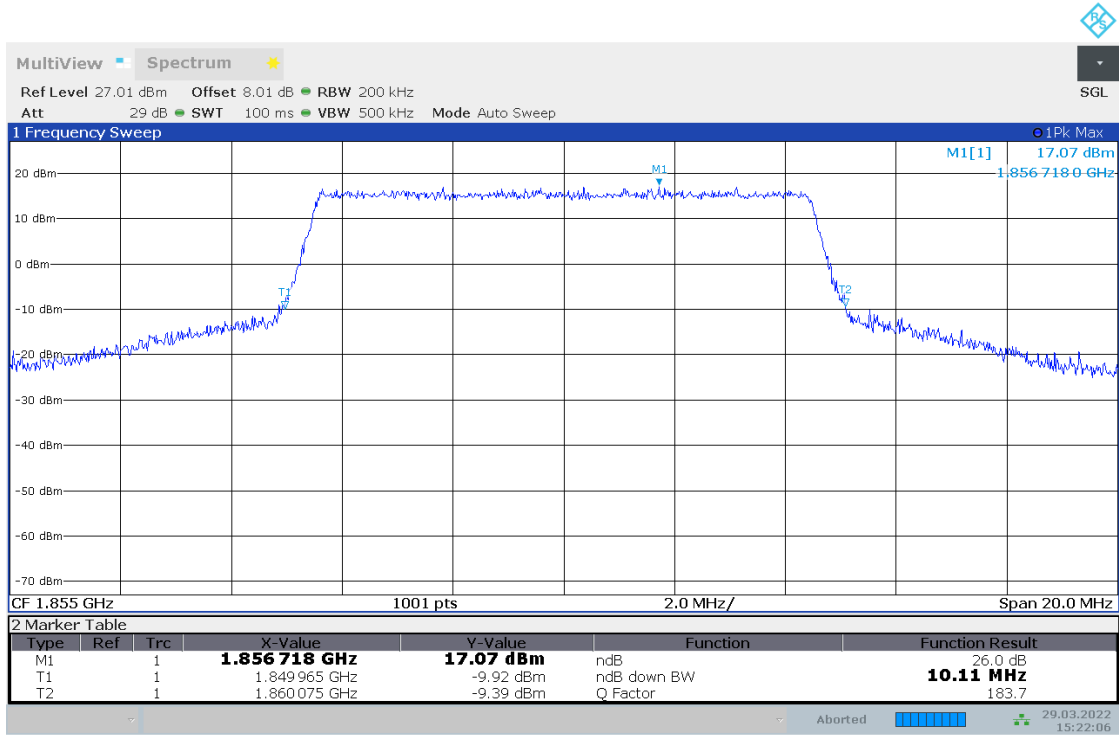


15:21:07 29.03.2022

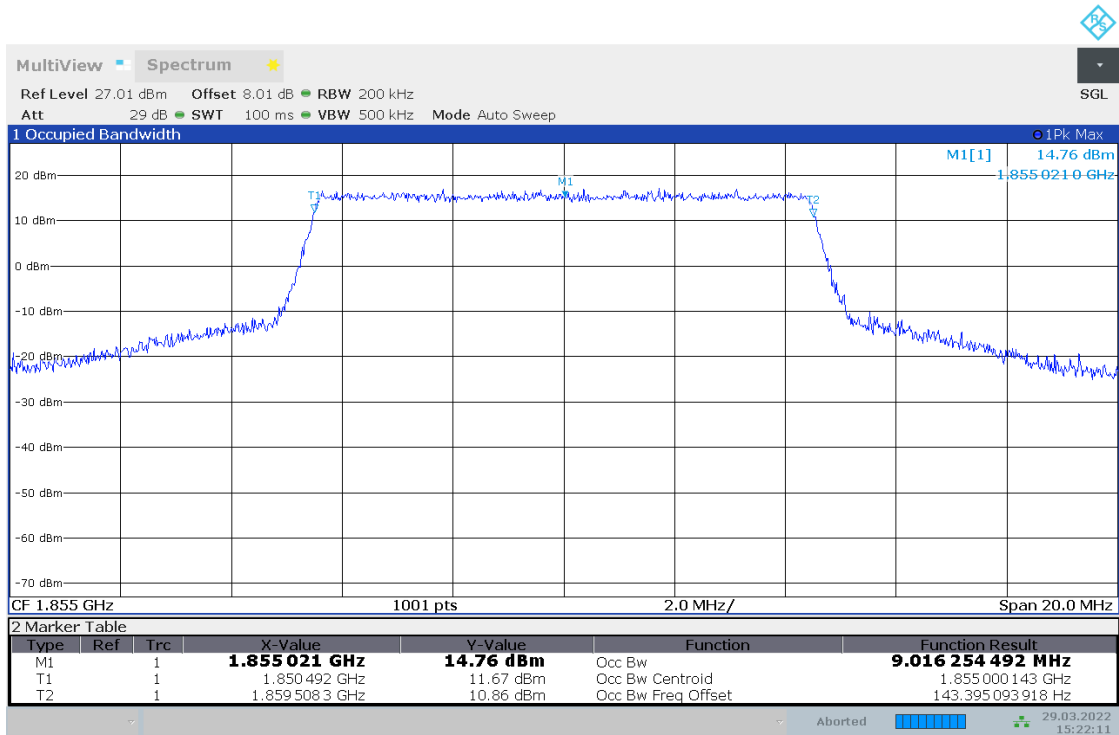


15:21:13 29.03.2022

## 4.2.46 TM3\_10MHZ\_LCH\_RB50#0

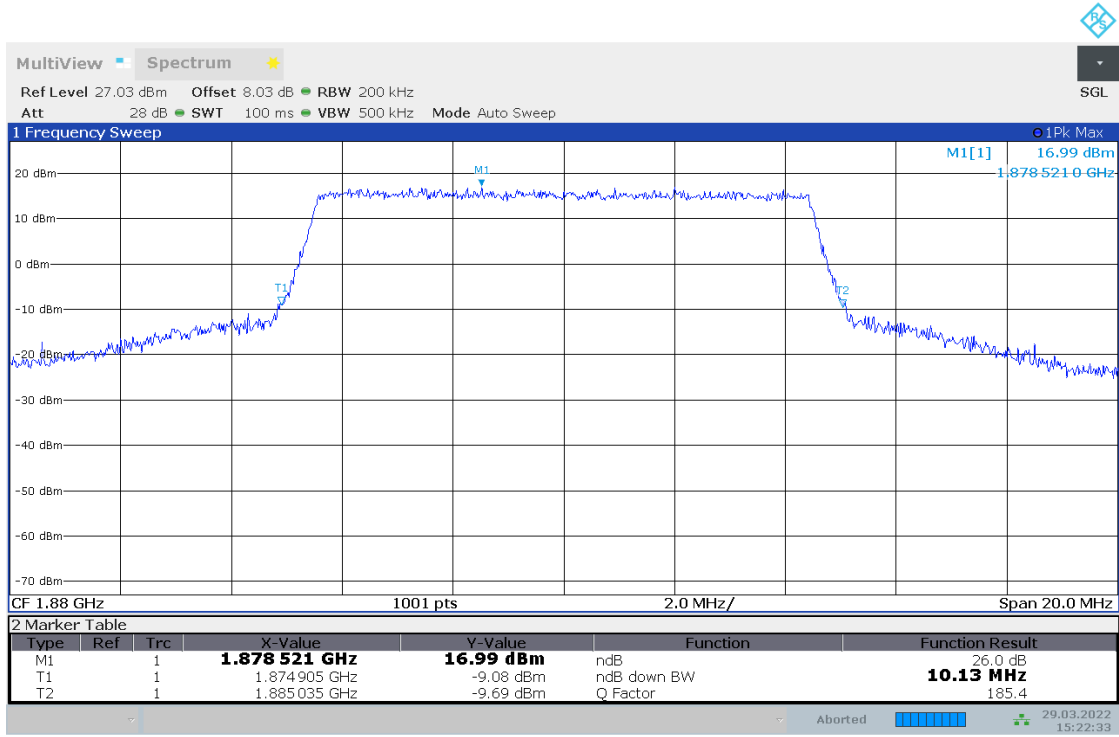


15:22:06 29.03.2022

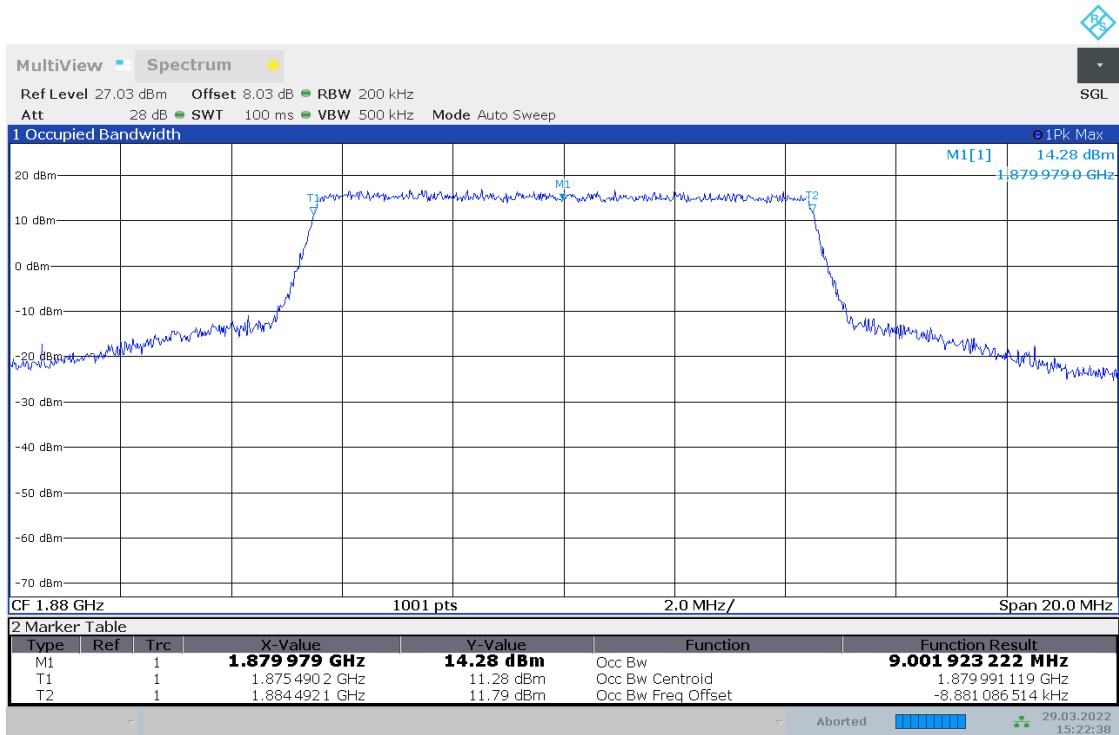


15:22:11 29.03.2022

## 4.2.47 TM3\_10MHZ\_MCH\_RB50#0

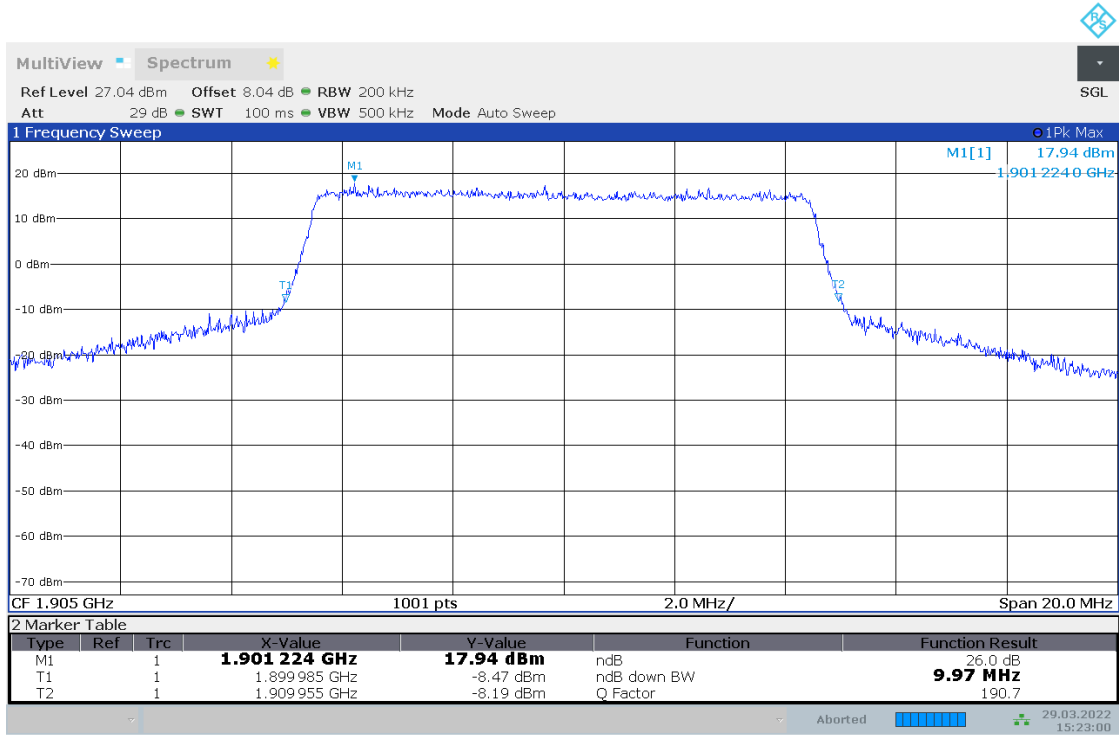


15:22:33 29.03.2022

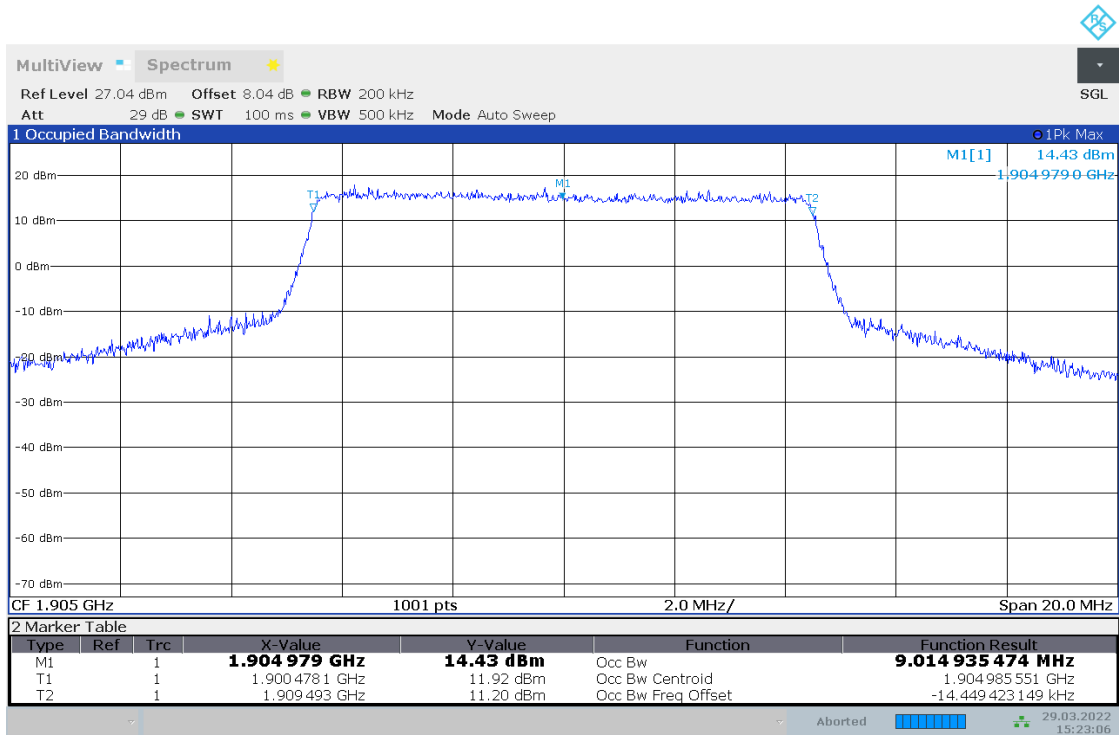


15:22:39 29.03.2022

## 4.2.48 TM3\_10MHZ\_HCH\_RB50#0



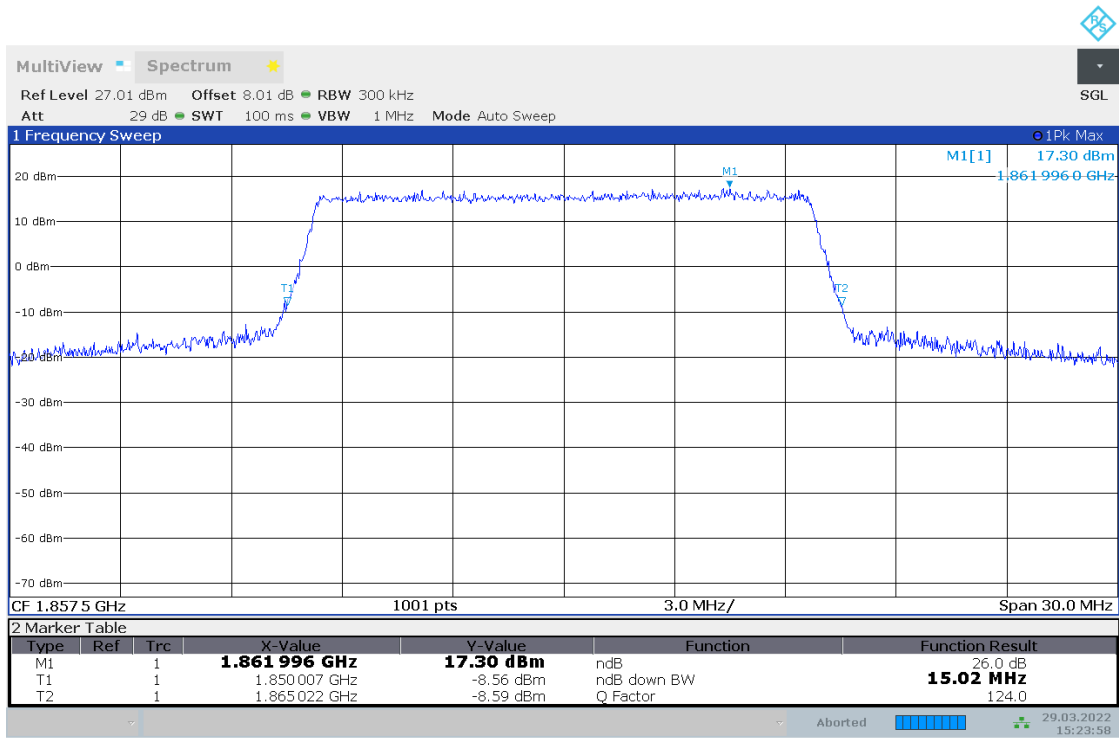
15:23:00 29.03.2022



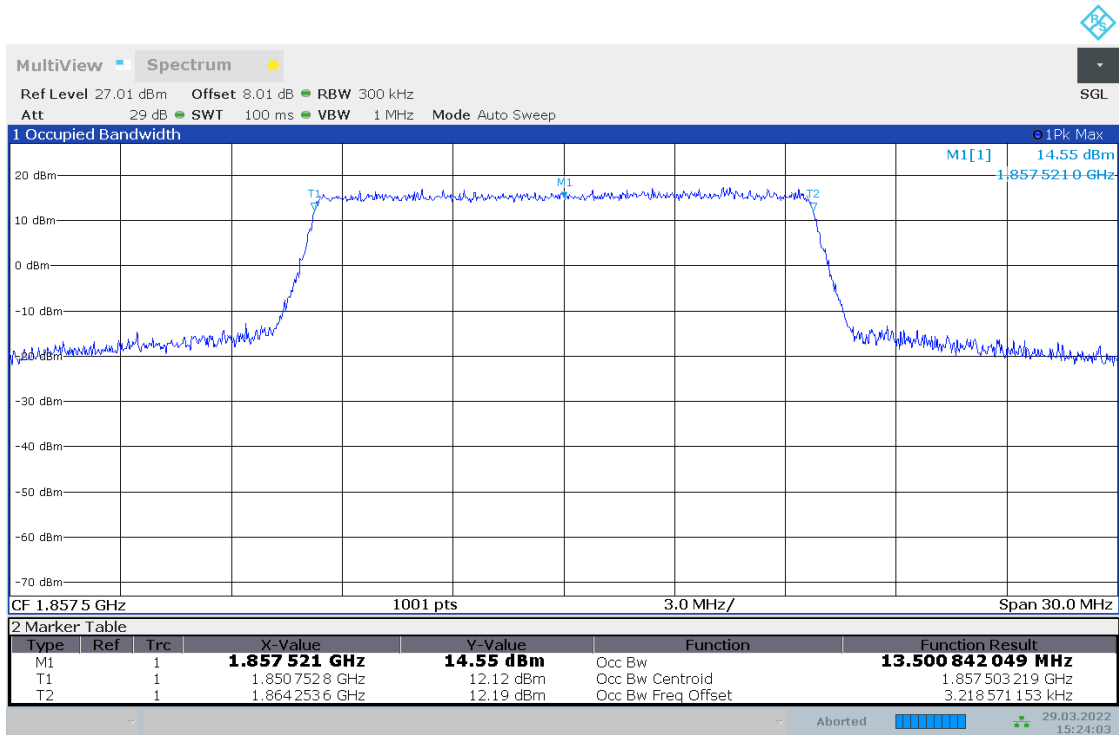
15:23:06 29.03.2022



## 4.2.49 TM3\_15MHZ\_LCH\_RB75#0

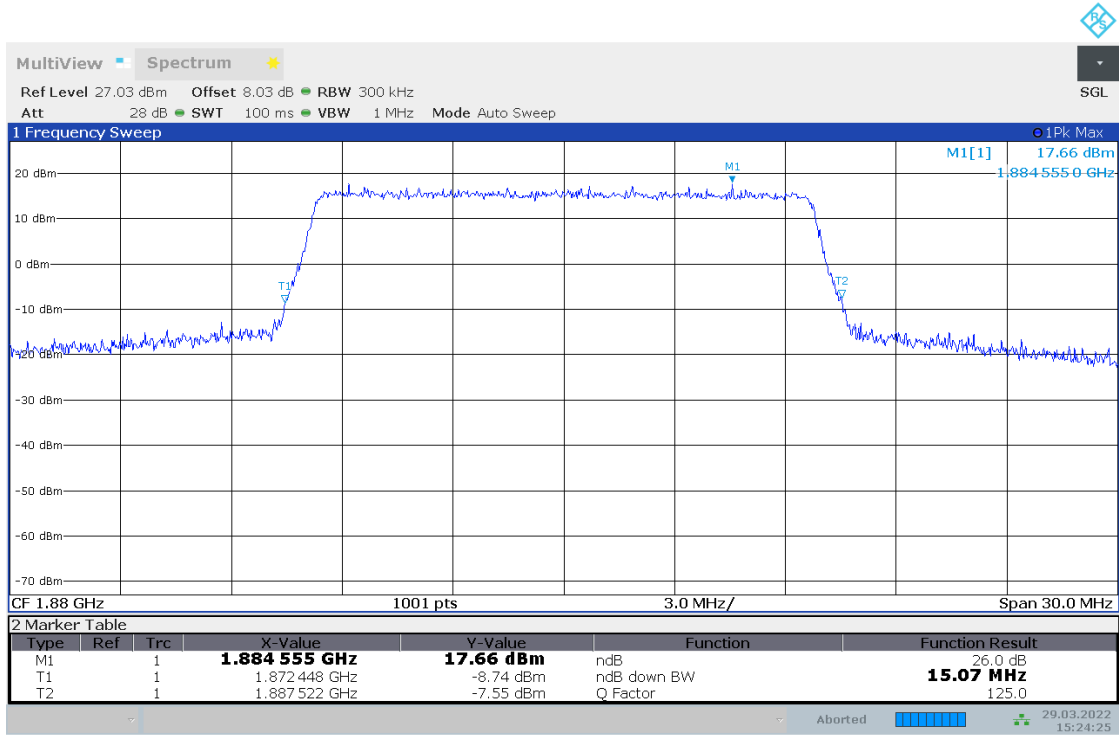


15:23:58 29.03.2022

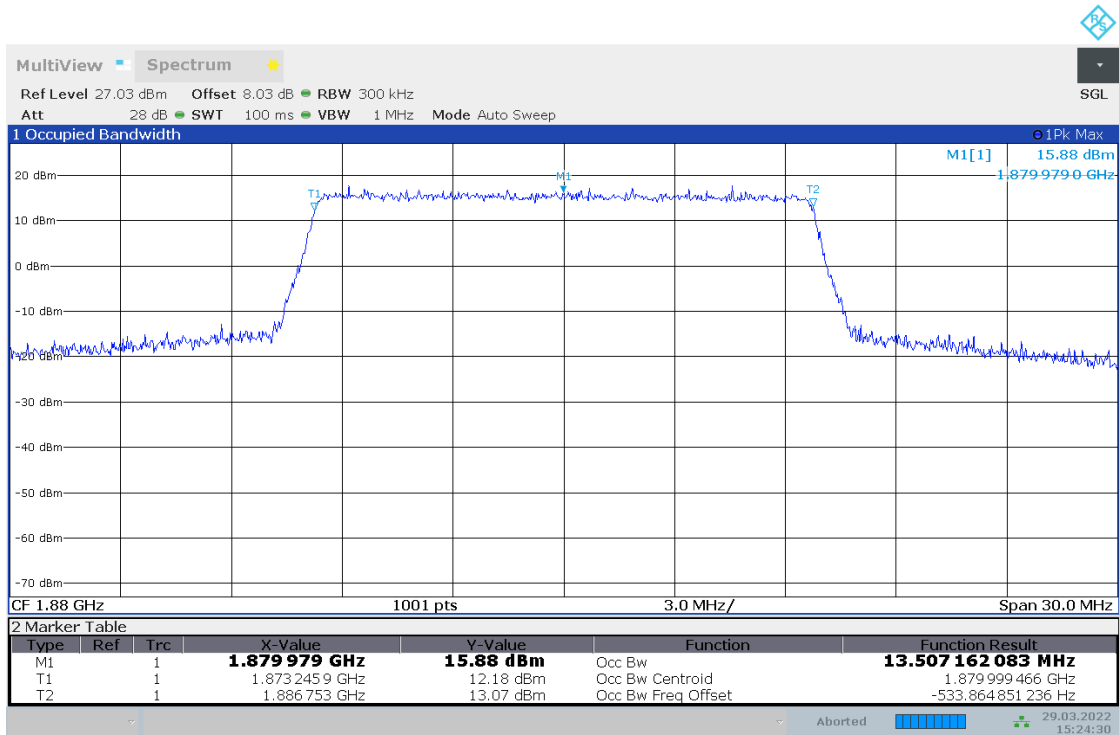


15:24:03 29.03.2022

## 4.2.50 TM3\_15MHZ\_MCH\_RB75#0

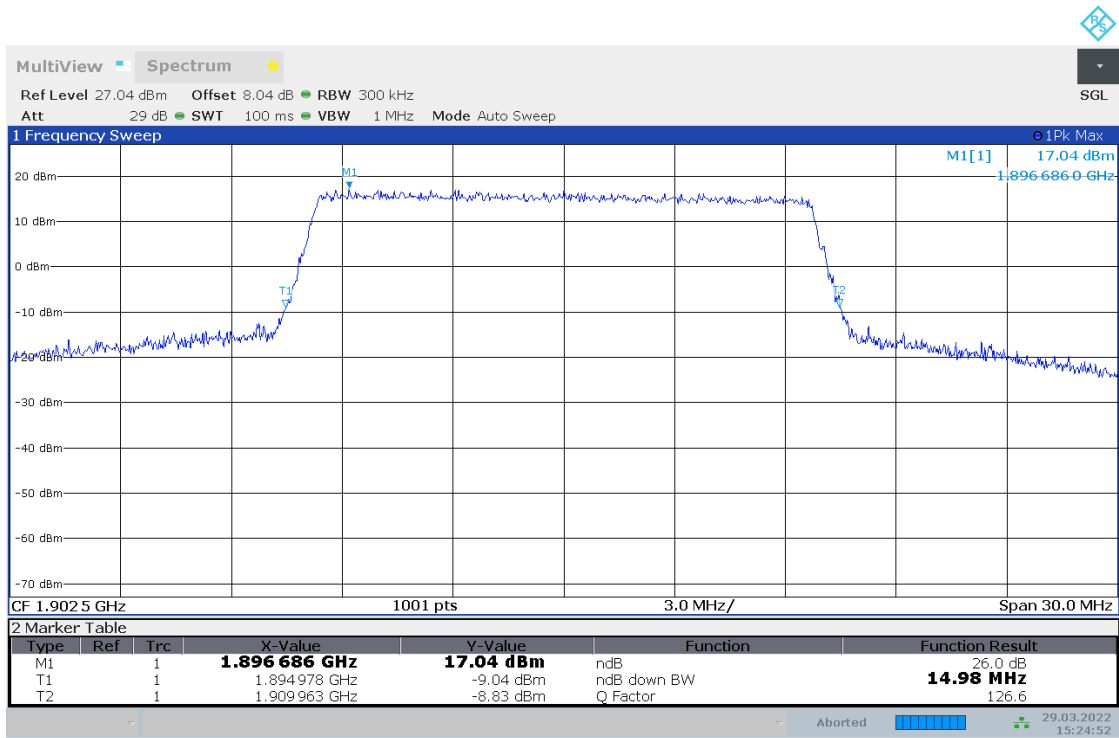


15:24:25 29.03.2022

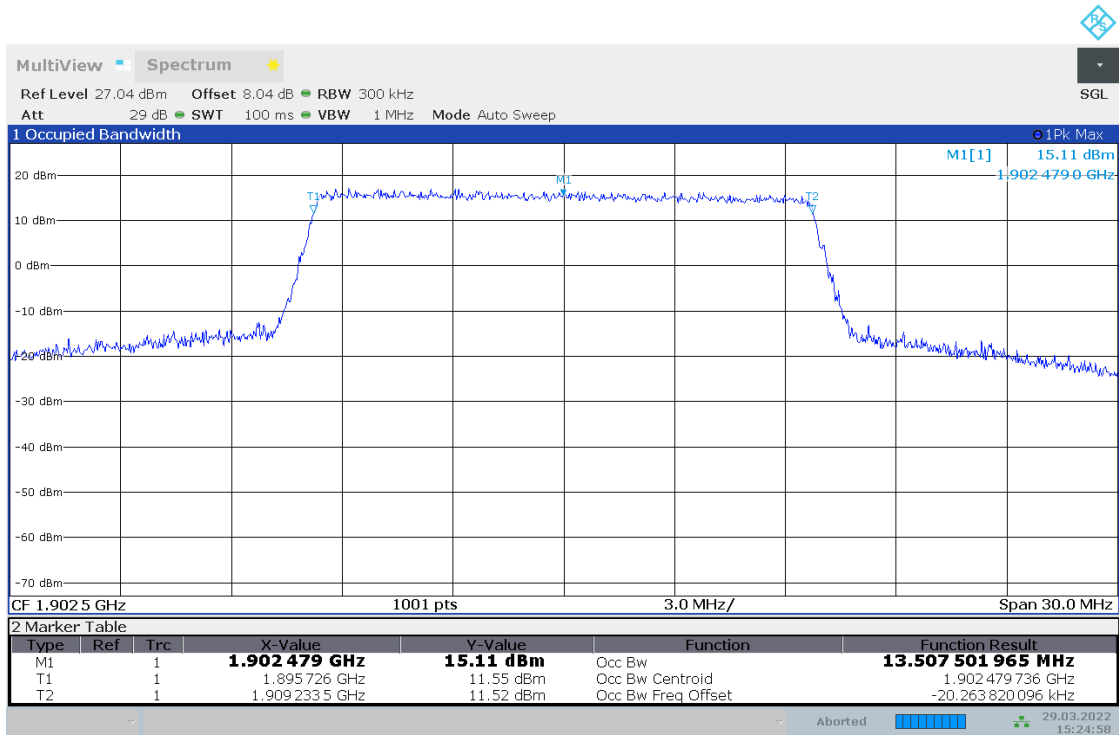


15:24:30 29.03.2022

## 4.2.51 TM3\_15MHZ\_HCH\_RB75#0

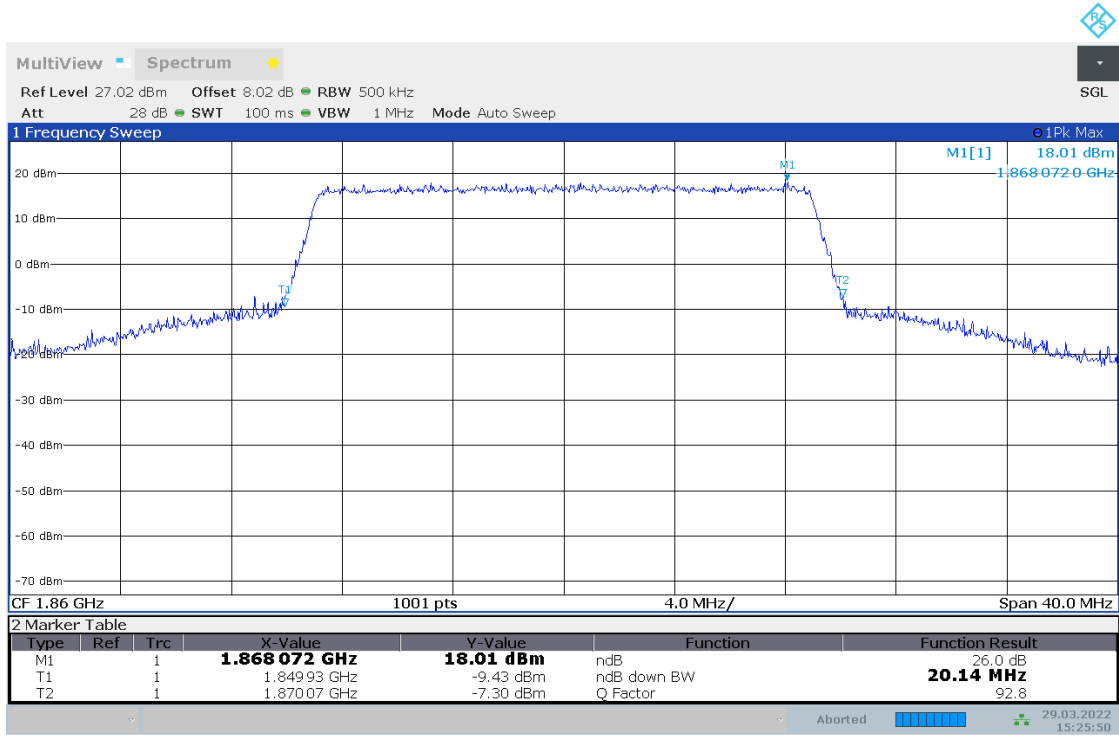


15:24:52 29.03.2022

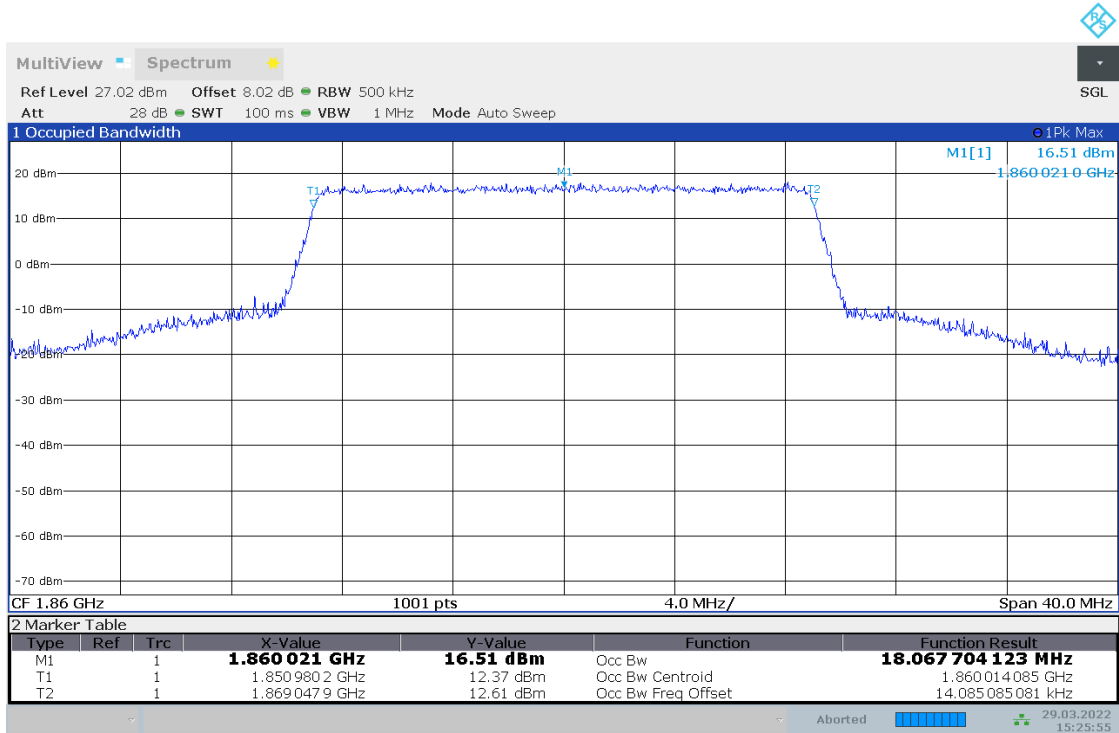


15:24:58 29.03.2022

## 4.2.52 TM3\_20MHZ\_LCH\_RB100#0

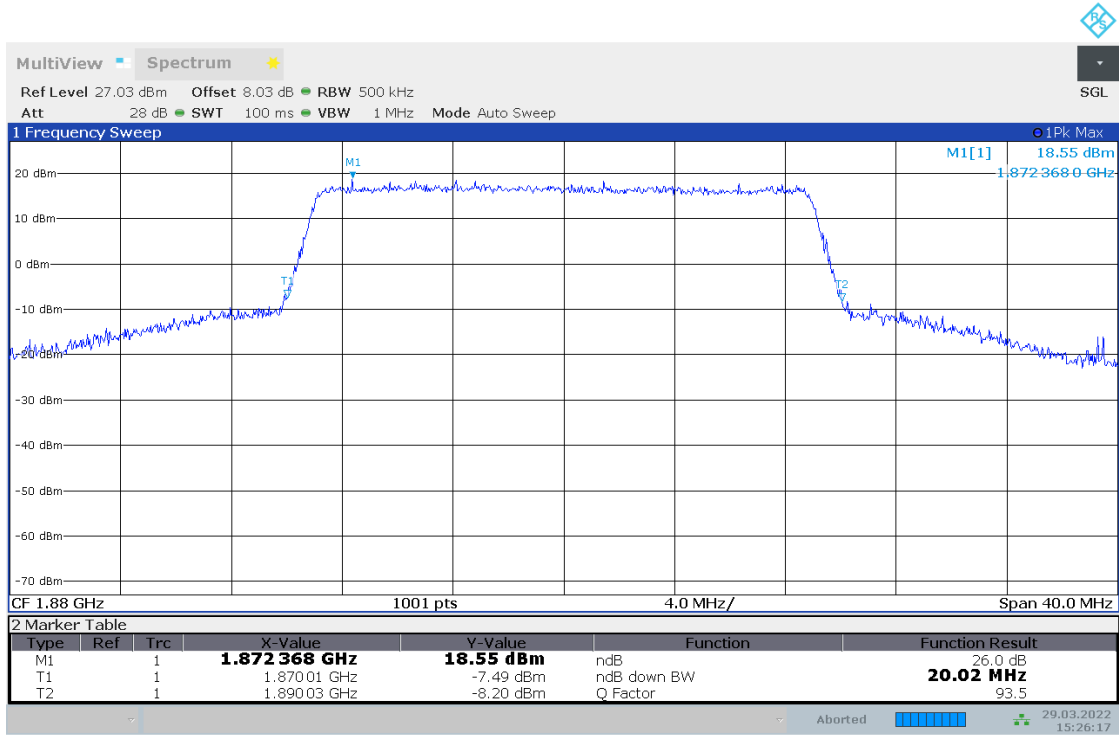


15:25:50 29.03.2022

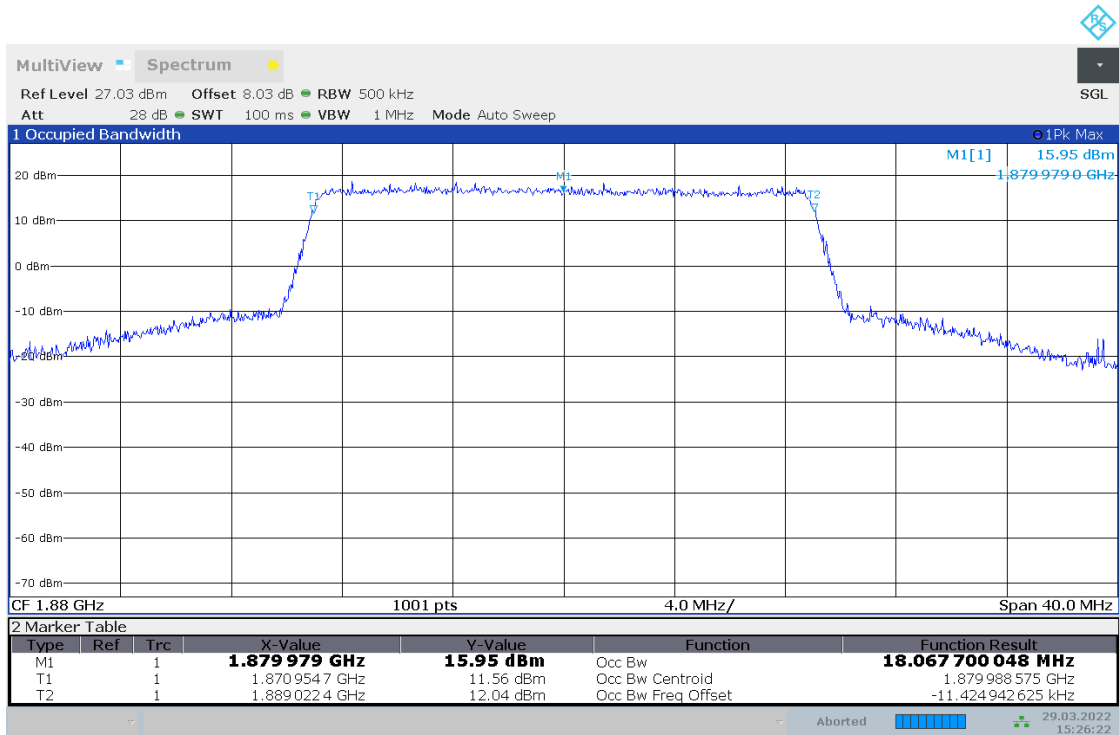


15:25:55 29.03.2022

## 4.2.53 TM3\_20MHZ\_MCH\_RB100#0

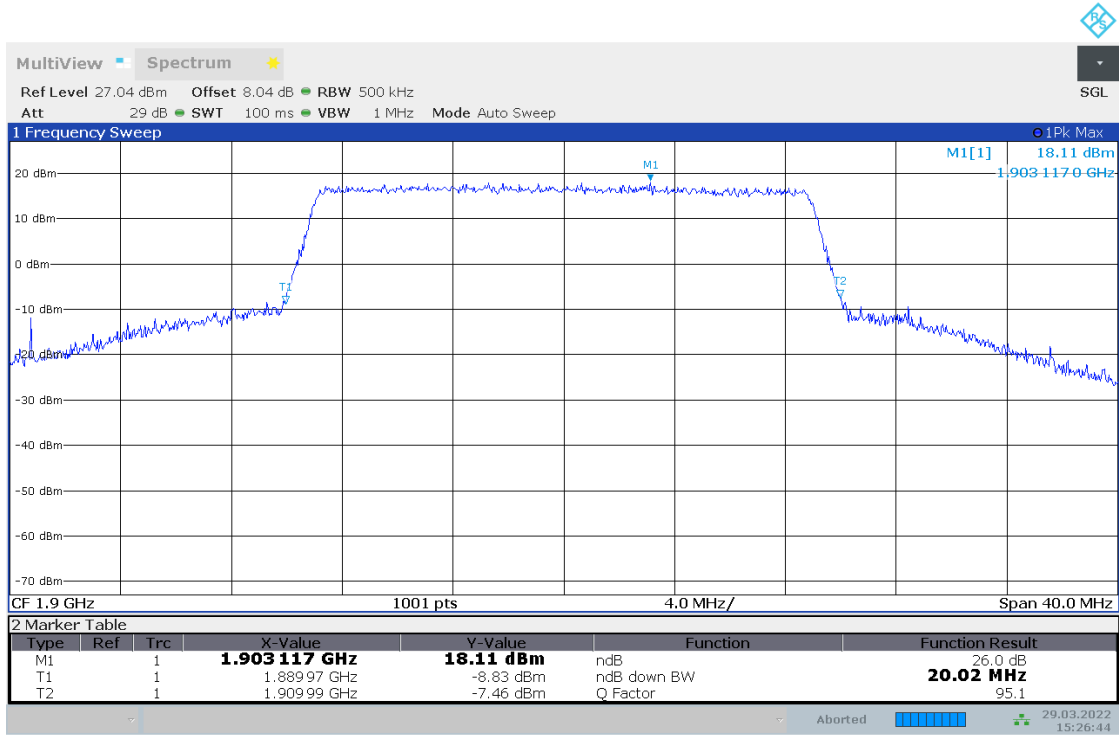


15:26:17 29.03.2022

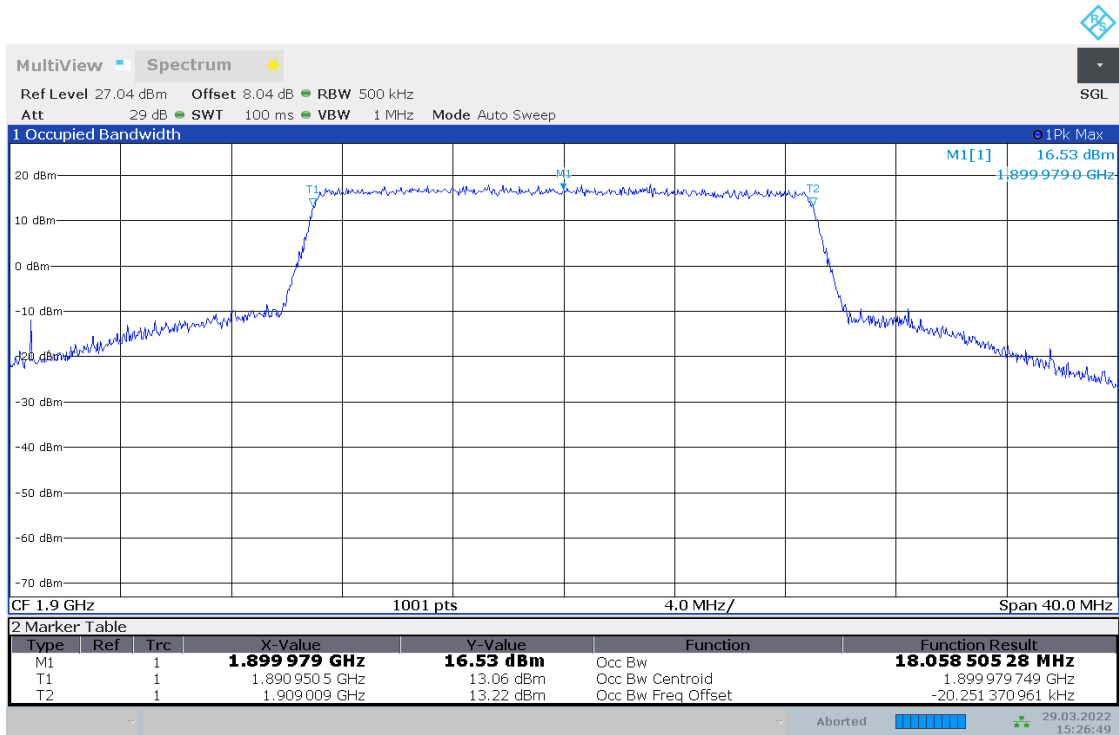


15:26:23 29.03.2022

## 4.2.54 TM3\_20MHZ\_HCH\_RB100#0



15:26:45 29.03.2022



15:26:50 29.03.2022

## 5. APPENDIX E - BAND EDGES COMPLIANCE

### 5.1 TEST RESULTS

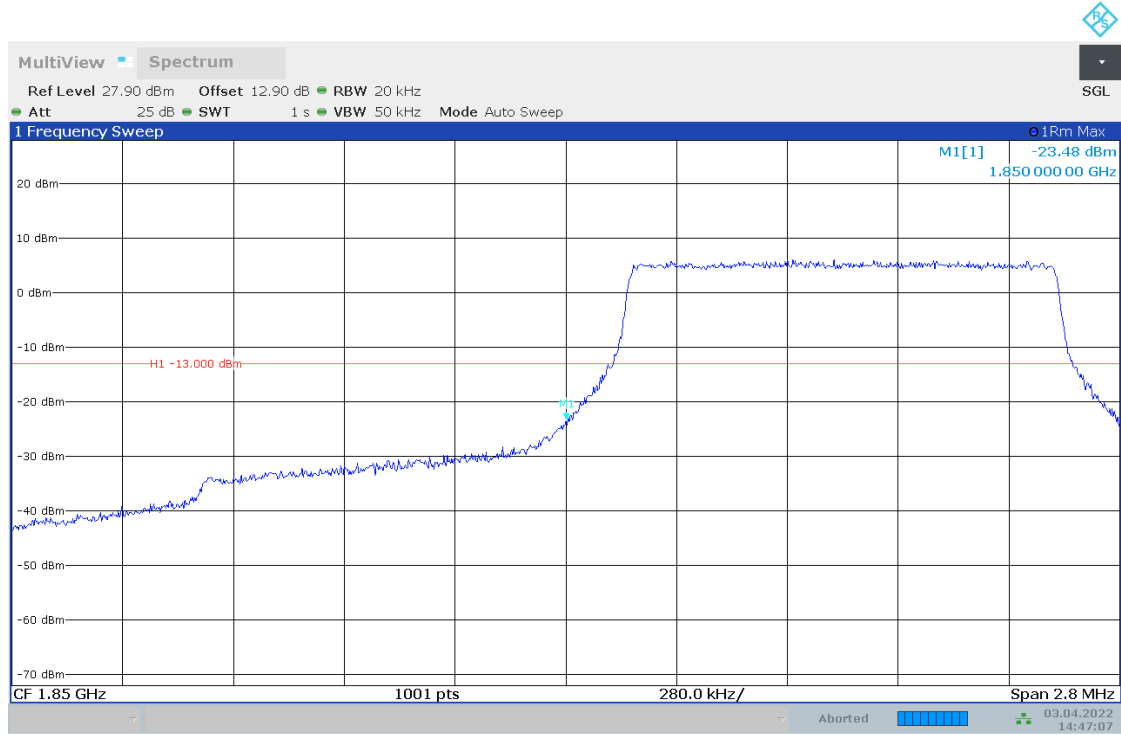
Band Edges Compliance					
Test Mode	Test Bandwidth [MHz]	Test Channel	Test RB	Modulation	Verdict
TM1	1.4	LCH	RB6#0	QPSK	PASS
			RB1#0	QPSK	PASS
			RB1#5	QPSK	PASS
		HCH	RB6#0	QPSK	PASS
			RB1#0	QPSK	PASS
			RB1#5	QPSK	PASS
	5	LCH	RB25#0	QPSK	PASS
			RB1#0	QPSK	PASS
			RB1#24	QPSK	PASS
		HCH	RB25#0	QPSK	PASS
			RB1#0	QPSK	PASS
			RB1#24	QPSK	PASS
	20	LCH	RB100#0	QPSK	PASS
			RB1#0	QPSK	PASS
			RB1#99	QPSK	PASS
HCH		RB100#0	QPSK	PASS	
		RB1#0	QPSK	PASS	
		RB1#99	QPSK	PASS	
TM2	1.4	LCH	RB6#0	16QAM	PASS
			RB1#0	16QAM	PASS
			RB1#5	16QAM	PASS
		HCH	RB6#0	16QAM	PASS
			RB1#0	16QAM	PASS
			RB1#5	16QAM	PASS
	5	LCH	RB25#0	16QAM	PASS
			RB1#0	16QAM	PASS
			RB1#24	16QAM	PASS
		HCH	RB25#0	16QAM	PASS
			RB1#0	16QAM	PASS
			RB1#24	16QAM	PASS
	20	LCH	RB100#0	16QAM	PASS
			RB1#0	16QAM	PASS
			RB1#99	16QAM	PASS
HCH		RB100#0	16QAM	PASS	
		RB1#0	16QAM	PASS	
		RB1#99	16QAM	PASS	

Band Edges Compliance					
Test Mode	Test Bandwidth [MHz]	Test Channel	Test RB	Modulation	Verdict
TM3	1.4	LCH	RB6#0	64QAM	PASS
			RB1#0	64QAM	PASS
			RB1#5	64QAM	PASS
		HCH	RB6#0	64QAM	PASS
			RB1#0	64QAM	PASS
			RB1#5	64QAM	PASS
	5	LCH	RB25#0	64QAM	PASS
			RB1#0	64QAM	PASS
			RB1#24	64QAM	PASS
		HCH	RB25#0	64QAM	PASS
			RB1#0	64QAM	PASS
			RB1#24	64QAM	PASS
	20	LCH	RB100#0	64QAM	PASS
			RB1#0	64QAM	PASS
			RB1#99	64QAM	PASS
		HCH	RB100#0	64QAM	PASS
			RB1#0	64QAM	PASS
			RB1#99	64QAM	PASS



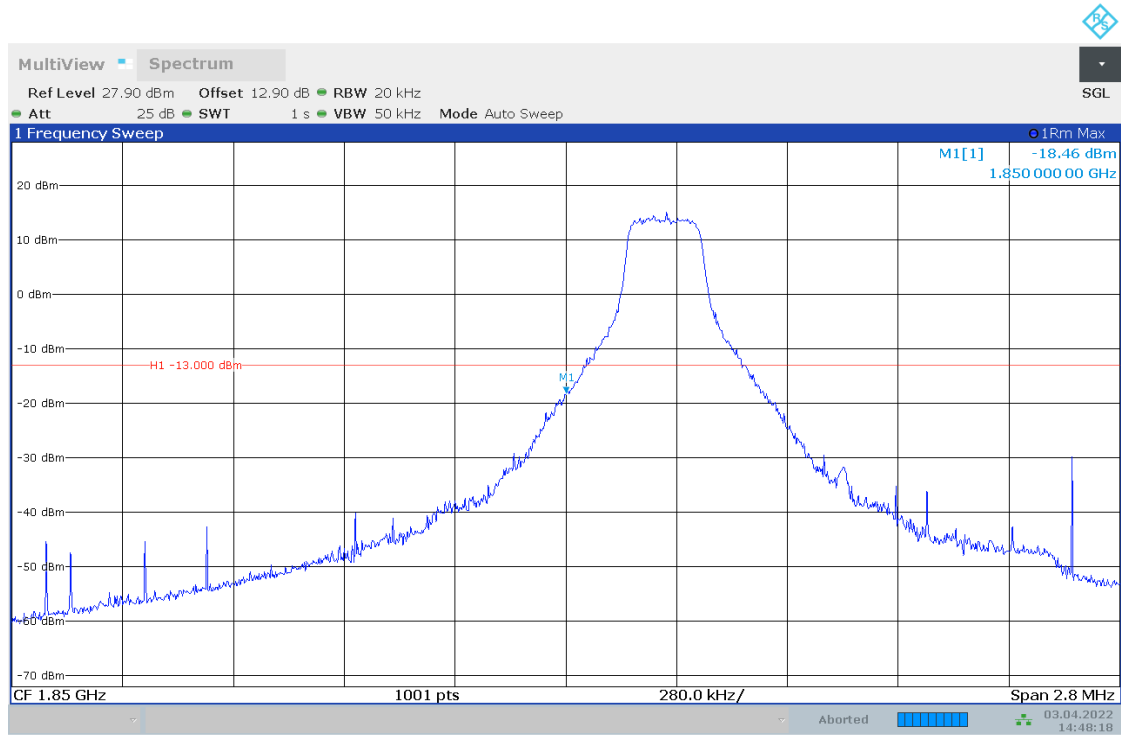
## 5.2 TEST PLOTS

### 5.2.1 TM1\_1.4MHZ\_LCH\_RB6#0



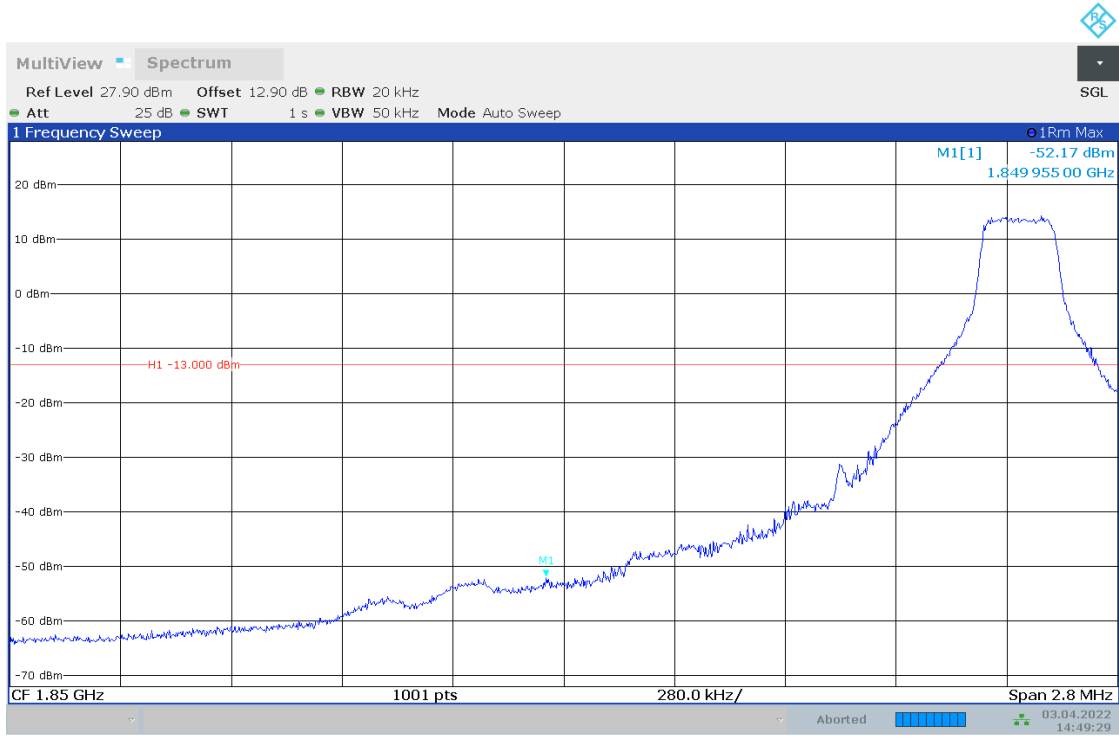
14:47:07 03.04.2022

### 5.2.2 TM1\_1.4MHZ\_LCH\_RB1#0

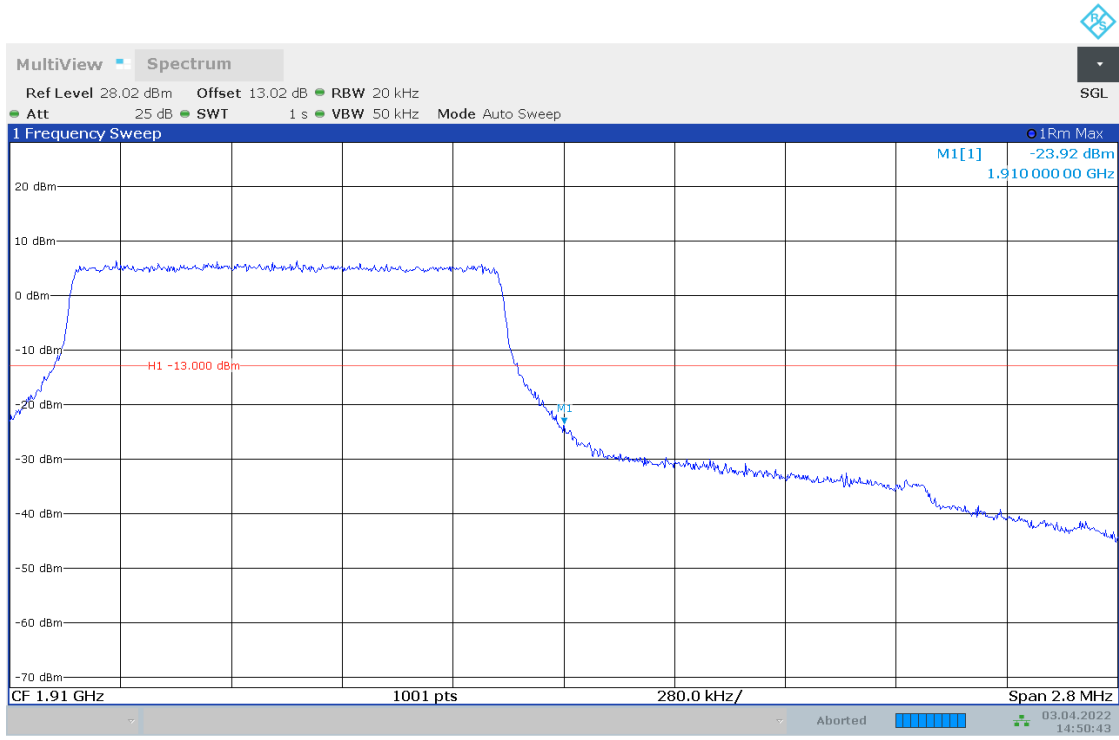


14:48:18 03.04.2022

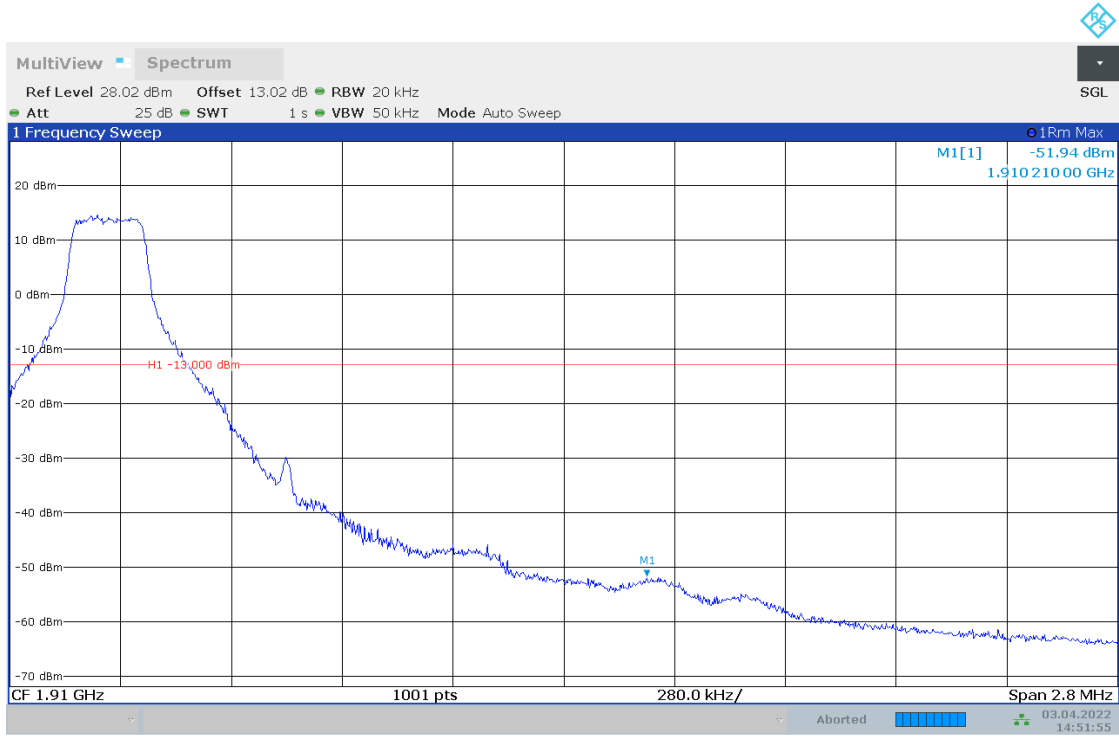
## 5.2.3 TM1\_1.4MHZ\_LCH\_RB1#5



## 5.2.4 TM1\_1.4MHZ\_HCH\_RB6#0

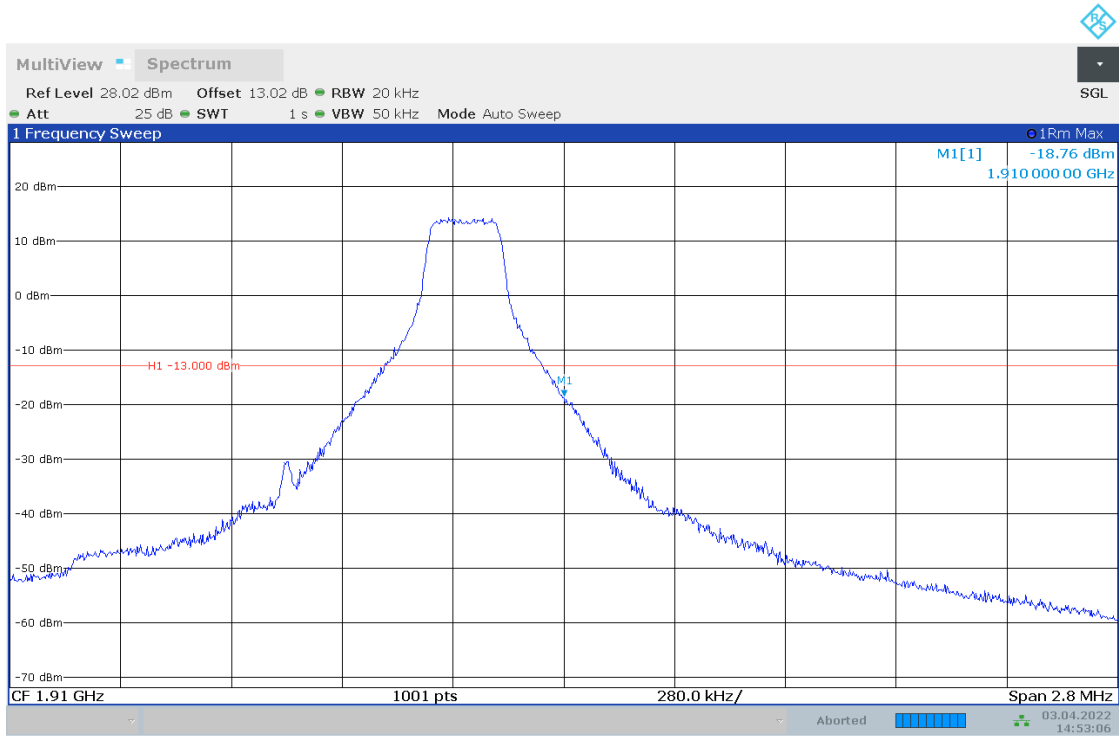


## 5.2.5 TM1\_1.4MHZ\_HCH\_RB1#0



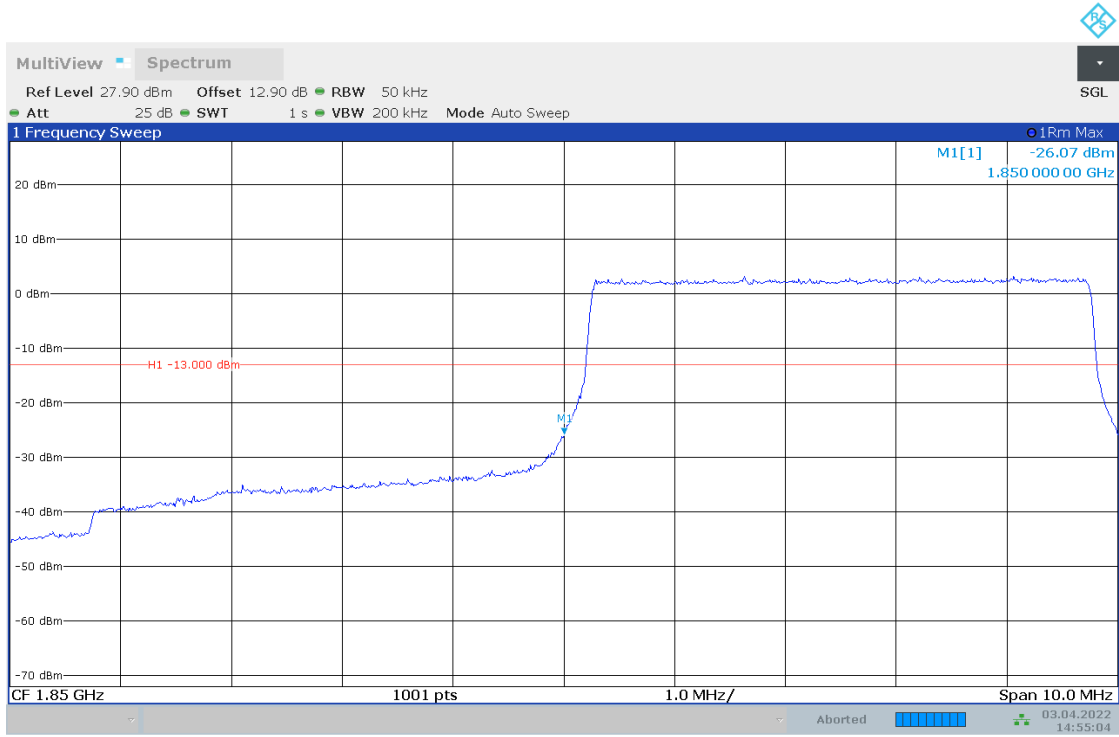
14:51:55 03.04.2022

## 5.2.6 TM1\_1.4MHZ\_HCH\_RB1#5



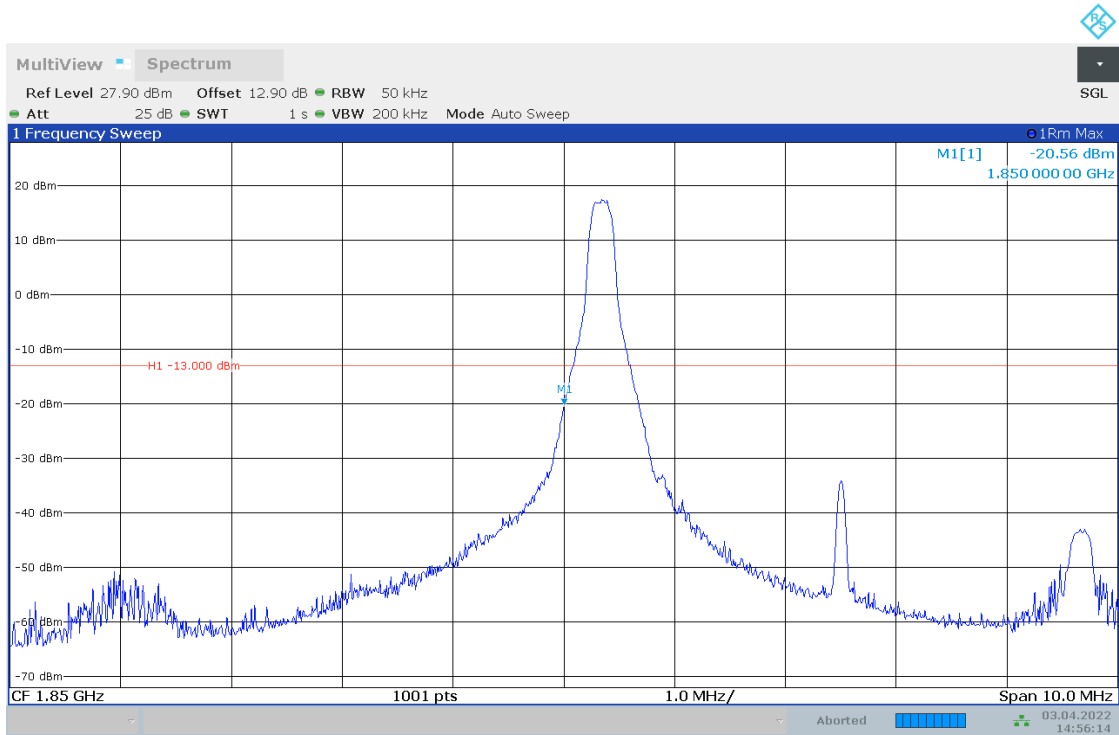
14:53:06 03.04.2022

## 5.2.7 TM1\_5MHZ\_LCH\_RB25#0



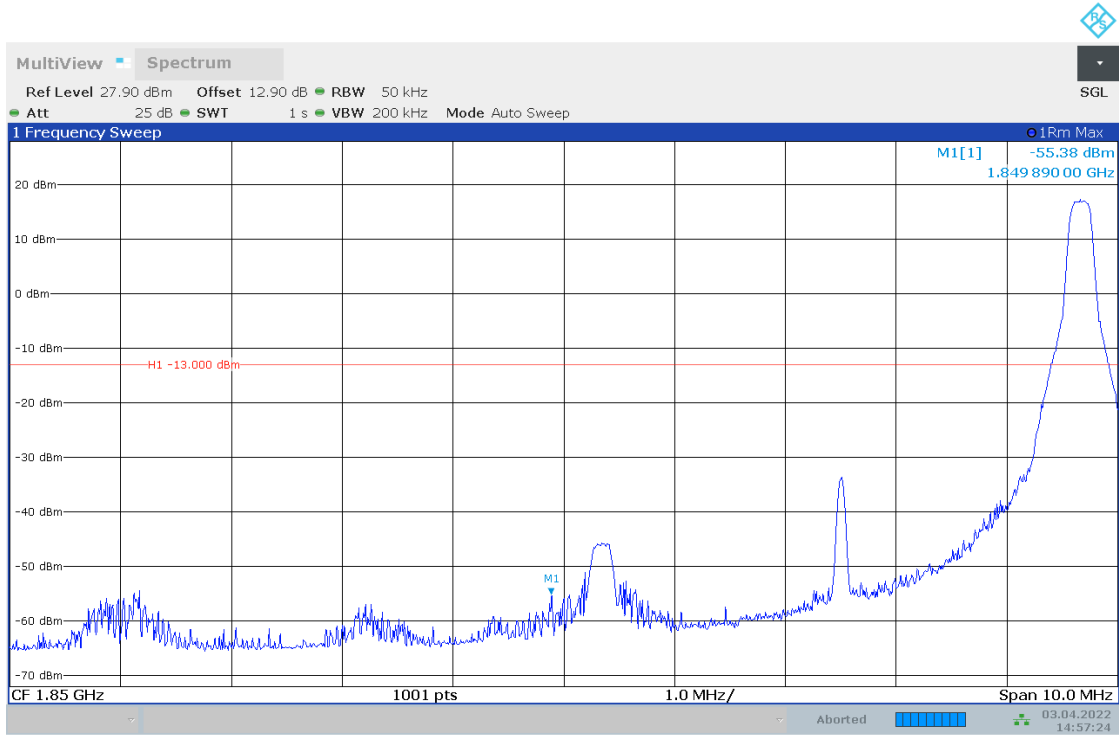
14:55:04 03.04.2022

## 5.2.8 TM1\_5MHZ\_LCH\_RB1#0



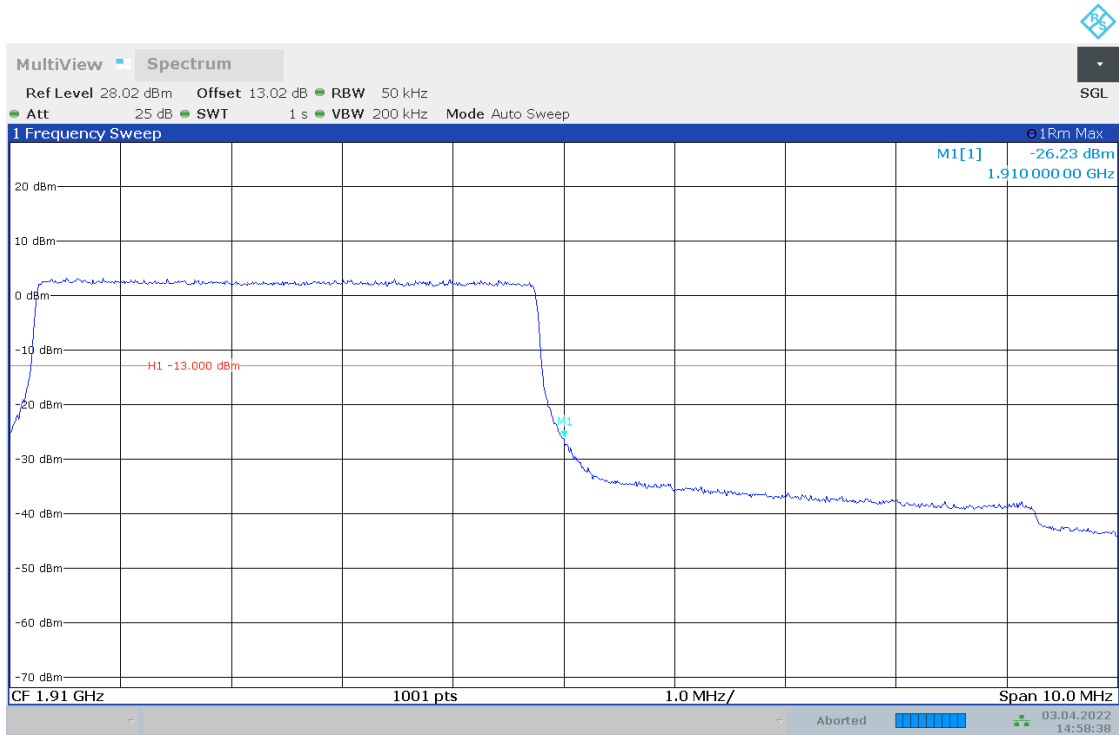
14:56:15 03.04.2022

## 5.2.9 TM1\_5MHZ\_LCH\_RB1#24



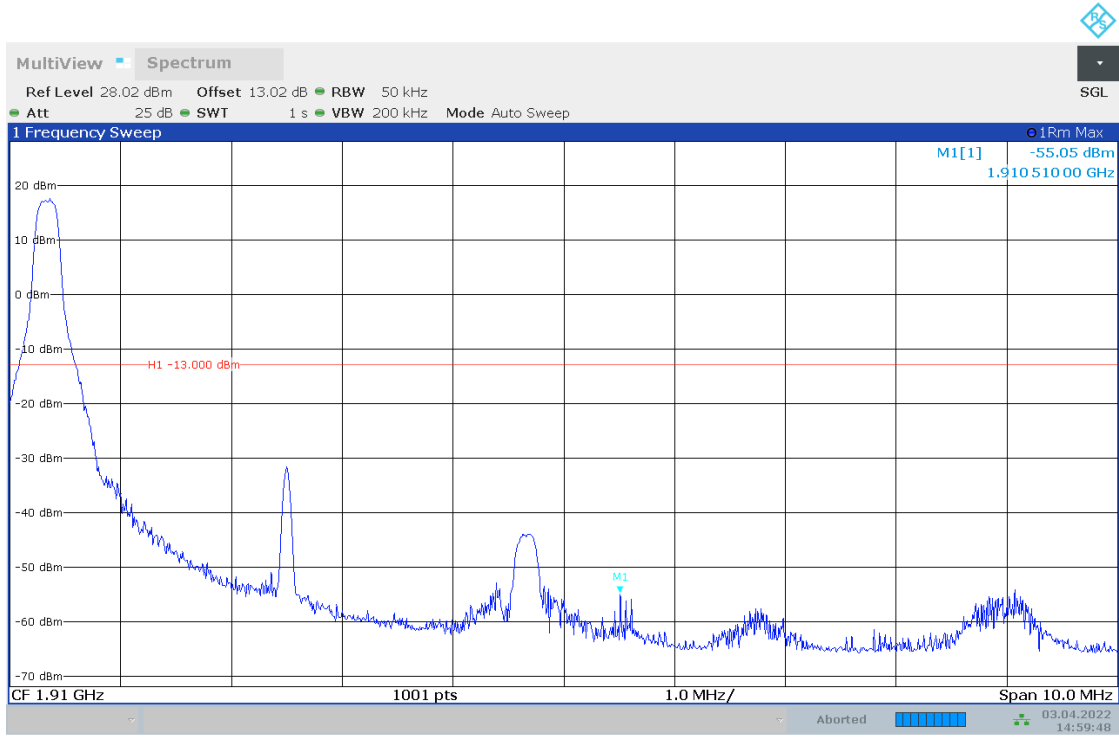
14:57:25 03.04.2022

## 5.2.10 TM1\_5MHZ\_HCH\_RB25#0



14:58:38 03.04.2022

## 5.2.11 TM1\_5MHZ\_HCH\_RB1#0



## 5.2.12 TM1\_5MHZ\_HCH\_RB1#24

