


## ANNEX A: Test Layout




### Tissue Simulating Liquids

For the measurement of the field distribution inside the flat phantom with DASY, the phantom must be filled with around 25 liters of homogeneous tissue simulating liquid. For SAR testing, the liquid height from the center of the flat phantom to the liquid top surface is  $>15$  cm, which is shown as below.



Picture 3: liquid depth in the head Phantom



Picture 4: Liquid depth in the flat Phantom

## ANNEX B: System Check Results

### Plot 1 System Performance Check at 750 MHz TSL

DUT: Dipole 750 MHz; Type: D750V3; Serial: D750V3

Date: 2022/12/7

Communication System: CW (0); Frequency: 750 MHz; Duty Cycle: 1:1

Medium parameters used:  $f = 750 \text{ MHz}$ ;  $\sigma = 0.88 \text{ S/m}$ ;  $\epsilon_r = 42.3$ ;  $\rho = 1000 \text{ kg/m}^3$

Ambient Temperature:  $22.3 \text{ }^\circ\text{C}$       Liquid Temperature:  $21.5 \text{ }^\circ\text{C}$

Phantom section: Flat Section

DASY5 Configuration:

Sensor-Surface: 1.4mm (Mechanical Surface Detection)

Probe: EX3DV4 - SN3677; ConvF(9.63, 9.63, 9.63); Calibrated: 2022/7/8

Electronics: DAE4 SN1317; Calibrated: 2022/6/13

Phantom: SAM1; Type: SAM; Serial: TP-1534

Measurement SW: DASY52, Version 52.10 (4); SEMCAD X Version 14.6.14 (7483)

**d=15mm, Pin=250mW/Area Scan (4x12x1):** Measurement grid: dx=15mm, dy=15mm

Maximum value of SAR (measured) = 2.29 W/kg

**d=15mm, Pin=250mW/Zoom Scan (7x7x7)/Cube 0:** Measurement grid: dx=5mm, dy=5mm, dz=5mm

Reference Value = 50.653 V/m; Power Drift = -0.08 dB

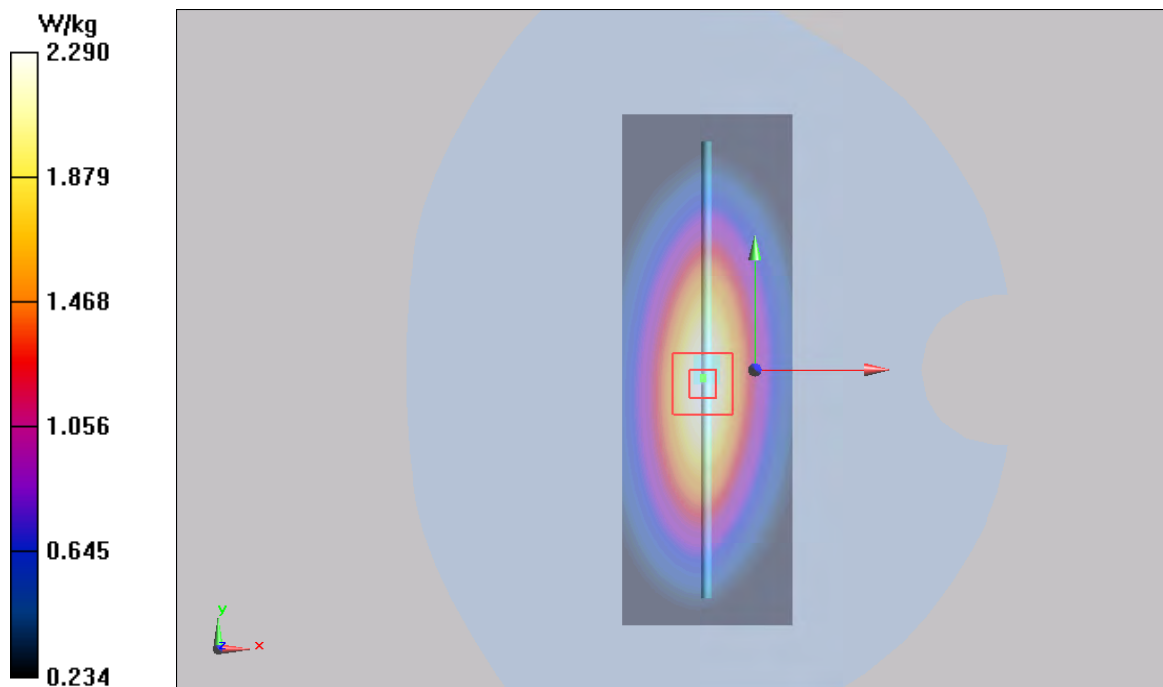
Peak SAR (extrapolated) = 3.16 W/kg

**SAR(1 g) = 2.13 W/kg; SAR(10 g) = 1.41 W/kg**

Smallest distance from peaks to all points 3 dB below = 10 mm

Ratio of SAR at M2 to SAR at M1 = 68.7%

Maximum value of SAR (measured) = 2.29 W/kg



**Plot 2 System Performance Check at 835 MHz TSL****DUT: Dipole 835 MHz; Type: D835V2; Serial: D835V2**

Date: 2022/11/29

Communication System: CW; Frequency: 835 MHz; Duty Cycle: 1:1

Medium parameters used:  $f = 835 \text{ MHz}$ ;  $\sigma = 0.88 \text{ S/m}$ ;  $\epsilon_r = 41.4$ ;  $\rho = 1000 \text{ kg/m}^3$ Ambient Temperature:  $22.3 \text{ }^\circ\text{C}$       Liquid Temperature:  $21.5 \text{ }^\circ\text{C}$ 

Phantom section: Flat Section

DASY5 Configuration:

Sensor-Surface: 1.4mm (Mechanical Surface Detection)

Probe: EX3DV4 - SN3677; ConvF(9.34, 9.34, 9.34); Calibrated: 2022/7/8

Electronics: DAE4 SN1317; Calibrated: 2022/6/13

Phantom: SAM1; Type: SAM; Serial: TP-1534

Measurement SW: DASY52, Version 52.10 (4); SEMCAD X Version 14.6.14 (7483)

**d=15mm, Pin=250mW/Area Scan (4x12x1):** Measurement grid: dx=15mm, dy=15mm

Maximum value of SAR (measured) = 2.64 W/kg

**d=15mm, Pin=250mW/Zoom Scan (7x7x7)/Cube 0:** Measurement grid: dx=5mm, dy=5mm, dz=5mm

Reference Value = 54.4 V/m; Power Drift = -0.076 dB

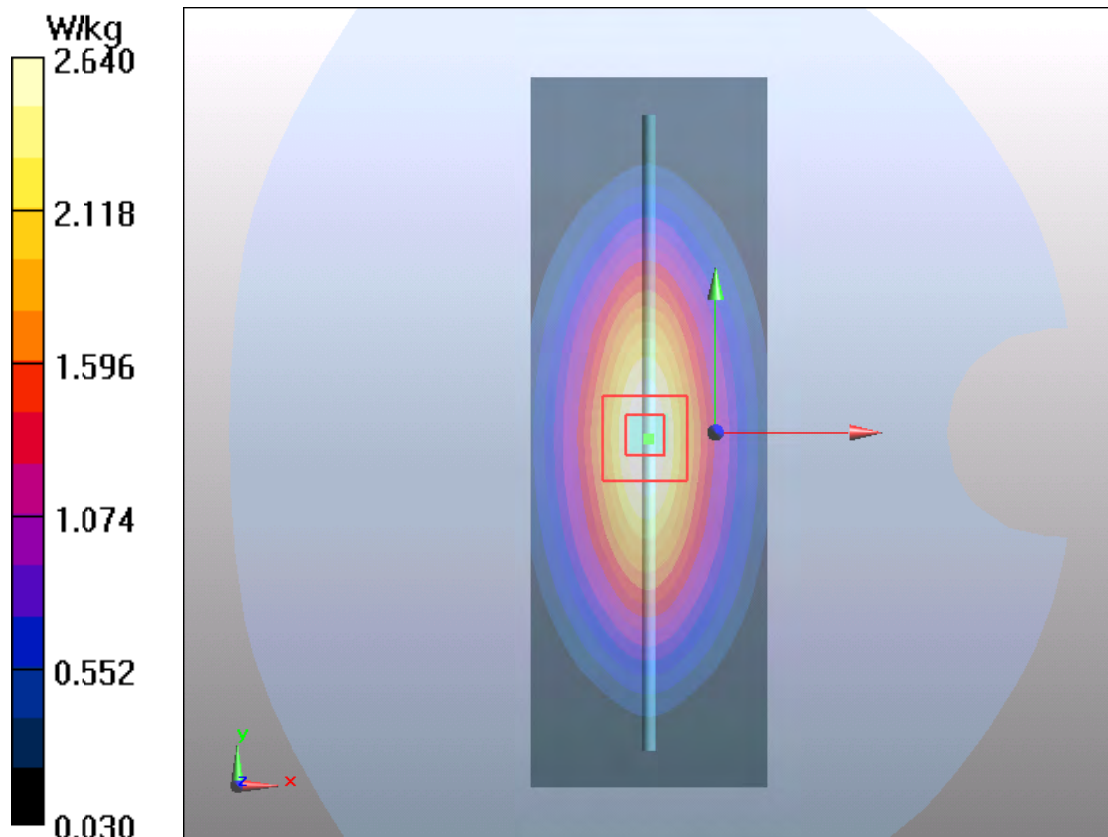
Peak SAR (extrapolated) = 3.67 W/kg

**SAR(1 g) = 2.44 W/kg; SAR(10 g) = 1.6 W/kg**

Smallest distance from peaks to all points 3 dB below = 16.5 mm

Ratio of SAR at M2 to SAR at M1 = 68.0%

Maximum value of SAR (measured) = 2.64 W/kg



**Plot 3 System Performance Check at 835 MHz TSL**

**DUT: Dipole 835 MHz; Type: D835V2; Serial: D835V2**

Date: 2022/11/30

Communication System: CW; Frequency: 835 MHz; Duty Cycle: 1:1

Medium parameters used:  $f = 835 \text{ MHz}$ ;  $\sigma = 0.87 \text{ S/m}$ ;  $\epsilon_r = 41.3$ ;  $\rho = 1000 \text{ kg/m}^3$

Ambient Temperature:  $22.3 \text{ }^\circ\text{C}$       Liquid Temperature:  $21.5 \text{ }^\circ\text{C}$

Phantom section: Flat Section

DASY5 Configuration:

Sensor-Surface: 1.4mm (Mechanical Surface Detection)

Probe: EX3DV4 - SN3677; ConvF(9.34, 9.34, 9.34); Calibrated: 2022/7/8

Electronics: DAE4 SN1317; Calibrated: 2022/6/13

Phantom: SAM1; Type: SAM; Serial: TP-1534

Measurement SW: DASY52, Version 52.10 (4); SEMCAD X Version 14.6.14 (7483)

**d=15mm, Pin=250mW/Area Scan (4x12x1):** Measurement grid: dx=15mm, dy=15mm

Maximum value of SAR (measured) = 2.59 W/kg

**d=15mm, Pin=250mW/Zoom Scan (7x7x7)/Cube 0:** Measurement grid: dx=5mm, dy=5mm, dz=5mm

Reference Value = 54.3 V/m; Power Drift = -0.06 dB

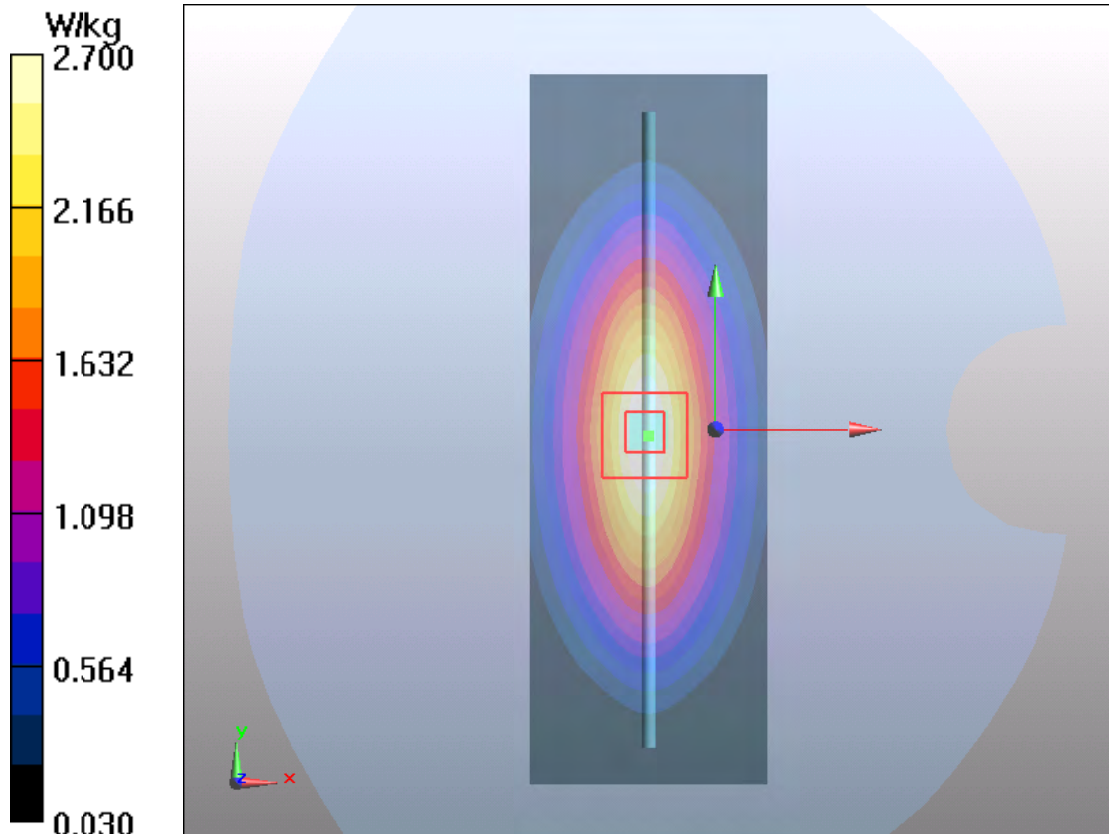
Peak SAR (extrapolated) = 3.67 W/kg

**SAR(1 g) = 2.46 W/kg; SAR(10 g) = 1.65 W/kg**

Smallest distance from peaks to all points 3 dB below = 16.6 mm

Ratio of SAR at M2 to SAR at M1 = 68.1%

Maximum value of SAR (measured) = 2.70 W/kg



**Plot 4 System Performance Check at 1750 MHz TSL****DUT: Dipole 1750 MHz; Type: D1750V2; Serial: D1750V2**

Date: 2022/12/5

Communication System: CW; Frequency: 1750 MHz; Duty Cycle: 1:1

Medium parameters used:  $f = 1750$  MHz;  $\sigma = 1.34$  S/m;  $\epsilon_r = 40.2$ ;  $\rho = 1000$  kg/m<sup>3</sup>

Ambient Temperature: 22.3 °C      Liquid Temperature: 21.5 °C

Phantom section: Flat Section

DASY5 Configuration:

Sensor-Surface: 1.4mm (Mechanical Surface Detection)

Probe: EX3DV4 - SN3677; ConvF(8.25, 8.25, 8.25); Calibrated: 2022/7/8

Electronics: DAE4 SN1317; Calibrated: 2022/6/13

Phantom: SAM1; Type: SAM; Serial: TP-1534

Measurement SW: DASY52, Version 52.10 (4); SEMCAD X Version 14.6.14 (7483)

**d=10mm, Pin=250mW/Area Scan (5x8x1):** Measurement grid: dx=15mm, dy=15mm

Maximum value of SAR (measured) = 9.78 W/kg

**d=10mm, Pin=250mW/Zoom Scan (7x7x7)/Cube 0:** Measurement grid: dx=5mm, dy=5mm, dz=5mm

Reference Value = 80 V/m; Power Drift = 0.075 dB

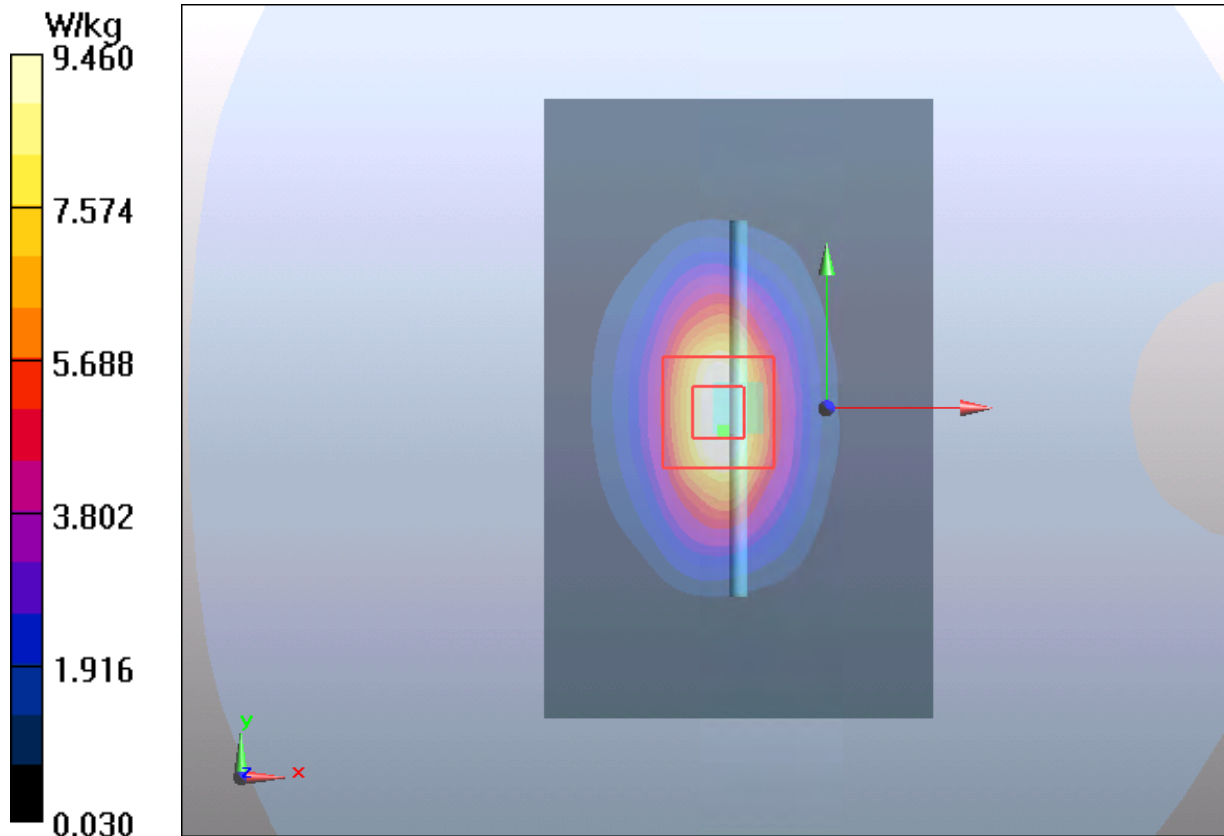
Peak SAR (extrapolated) = 15.5 W/kg

**SAR(1 g) = 8.95 W/kg; SAR(10 g) = 4.5 W/kg**

Smallest distance from peaks to all points 3 dB below = 10mm

Ratio of SAR at M2 to SAR at M1 = 53.5%

Maximum value of SAR (measured) = 9.46 W/kg



**Plot 5 System Performance Check at 1750 MHz TSL**

**DUT: Dipole 1750 MHz; Type: D1750V2; Serial: D1750V2**

Date: 2022/12/6

Communication System: CW; Frequency: 1750 MHz; Duty Cycle: 1:1

Medium parameters used:  $f = 1750 \text{ MHz}$ ;  $\sigma = 1.34 \text{ S/m}$ ;  $\epsilon_r = 40.1$ ;  $\rho = 1000 \text{ kg/m}^3$

Ambient Temperature:  $22.3 \text{ }^\circ\text{C}$       Liquid Temperature:  $21.5 \text{ }^\circ\text{C}$

Phantom section: Flat Section

DASY5 Configuration:

Sensor-Surface: 1.4mm (Mechanical Surface Detection)

Probe: EX3DV4 - SN3677; ConvF(8.25, 8.25, 8.25); Calibrated: 2022/7/8

Electronics: DAE4 SN1317; Calibrated: 2022/6/13

Phantom: SAM1; Type: SAM; Serial: TP-1534

Measurement SW: DASY52, Version 52.10 (4); SEMCAD X Version 14.6.14 (7483)

**d=10mm, Pin=250mW/Area Scan (5x8x1):** Measurement grid:  $dx=15\text{mm}$ ,  $dy=15\text{mm}$

Maximum value of SAR (measured) =  $9.77 \text{ W/kg}$

**d=10mm, Pin=250mW/Zoom Scan (7x7x7)/Cube 0:** Measurement grid:  $dx=5\text{mm}$ ,  $dy=5\text{mm}$ ,  $dz=5\text{mm}$

Reference Value =  $80 \text{ V/m}$ ; Power Drift =  $0.055 \text{ dB}$

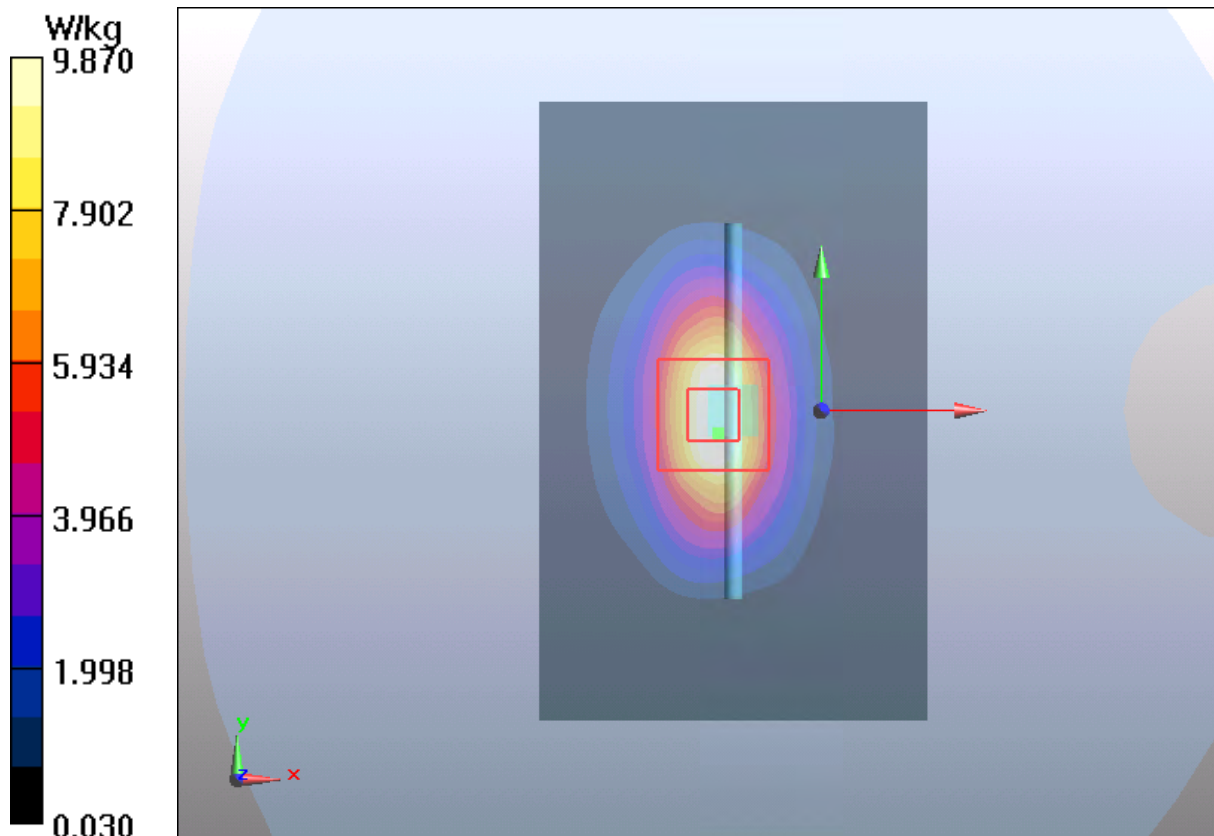
Peak SAR (extrapolated) =  $15.51 \text{ W/kg}$

**SAR(1 g) =  $9.11 \text{ W/kg}$ ; SAR(10 g) =  $4.77 \text{ W/kg}$**

Smallest distance from peaks to all points 3 dB below =  $10.1\text{mm}$

Ratio of SAR at M2 to SAR at M1 =  $53.6\%$

Maximum value of SAR (measured) =  $9.87 \text{ W/kg}$



**Plot 6 System Performance Check at 1750 MHz TSL**

**DUT: Dipole 1750 MHz; Type: D1750V2; Serial: D1750V2**

Date: 2022/12/7

Communication System: CW; Frequency: 1750 MHz; Duty Cycle: 1:1

Medium parameters used:  $f = 1750 \text{ MHz}$ ;  $\sigma = 1.36 \text{ S/m}$ ;  $\epsilon_r = 40.2$ ;  $\rho = 1000 \text{ kg/m}^3$

Ambient Temperature:  $22.3 \text{ }^\circ\text{C}$       Liquid Temperature:  $21.5 \text{ }^\circ\text{C}$

Phantom section: Flat Section

DASY5 Configuration:

Sensor-Surface: 1.4mm (Mechanical Surface Detection)

Probe: EX3DV4 - SN3677; ConvF(8.25, 8.25, 8.25); Calibrated: 2022/7/8

Electronics: DAE4 SN1317; Calibrated: 2022/6/13

Phantom: SAM1; Type: SAM; Serial: TP-1534

Measurement SW: DASY52, Version 52.10 (4); SEMCAD X Version 14.6.14 (7483)

**d=10mm, Pin=250mW/Area Scan (5x8x1):** Measurement grid:  $dx=15\text{mm}$ ,  $dy=15\text{mm}$

Maximum value of SAR (measured) =  $9.11 \text{ W/kg}$

**d=10mm, Pin=250mW/Zoom Scan (7x7x7)/Cube 0:** Measurement grid:  $dx=5\text{mm}$ ,  $dy=5\text{mm}$ ,  $dz=5\text{mm}$

Reference Value =  $80 \text{ V/m}$ ; Power Drift =  $0.075 \text{ dB}$

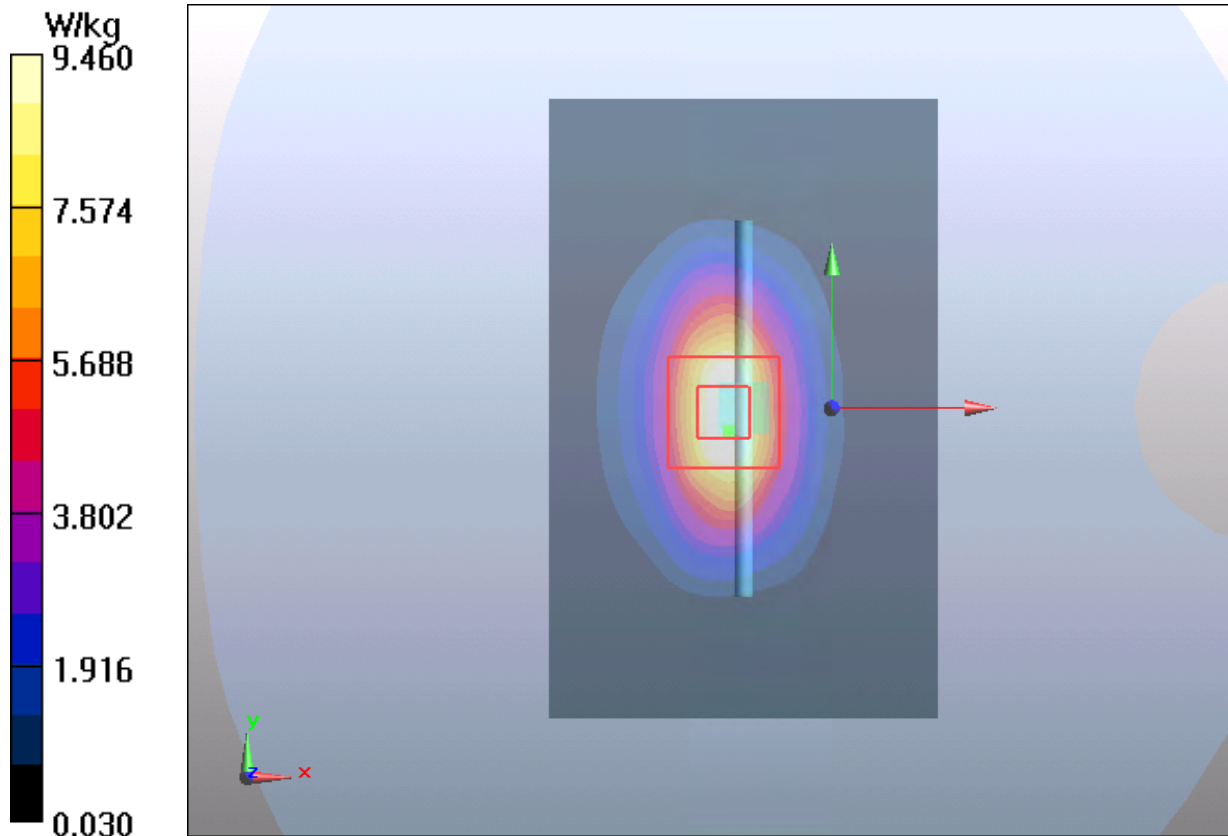
Peak SAR (extrapolated) =  $15.47 \text{ W/kg}$

**SAR(1 g) =  $8.96 \text{ W/kg}$ ; SAR(10 g) =  $4.75 \text{ W/kg}$**

Smallest distance from peaks to all points 3 dB below =  $10.3\text{mm}$

Ratio of SAR at M2 to SAR at M1 =  $53.4\%$

Maximum value of SAR (measured) =  $9.46 \text{ W/kg}$





**Plot 7 System Performance Check at 1900 MHz TSL**

**DUT: Dipole 1900 MHz; Type: D1900V2; Serial: D1900V2**

Date: 2022/11/30

Communication System: CW; Frequency: 1900 MHz; Duty Cycle: 1:1

Medium parameters used:  $f = 1900 \text{ MHz}$ ;  $\sigma = 1.41 \text{ S/m}$ ;  $\epsilon_r = 40.1$ ;  $\rho = 1000 \text{ kg/m}^3$

Ambient Temperature:  $22.3 \text{ }^\circ\text{C}$       Liquid Temperature:  $21.5 \text{ }^\circ\text{C}$

Phantom section: Flat Section

DASY5 Configuration:

Sensor-Surface: 1.4mm (Mechanical Surface Detection)

Probe: EX3DV4 - SN3677; ConvF(7.84, 7.84, 7.84); Calibrated: 2022/7/8

Electronics: DAE4 SN1317; Calibrated: 2022/6/13

Phantom: SAM1; Type: SAM; Serial: TP-1534

Measurement SW: DASY52, Version 52.10 (4); SEMCAD X Version 14.6.14 (7483)

**d=10mm, Pin=250mW/Area Scan (4x7x1):** Measurement grid: dx=15mm, dy=15mm

Maximum value of SAR (measured) = 11.3 W/kg

**d=10mm, Pin=250mW/Zoom Scan (7x7x7)/Cube 0:** Measurement grid: dx=5mm, dy=5mm, dz=5mm

Reference Value = 85.5 V/m; Power Drift = 0.028 dB

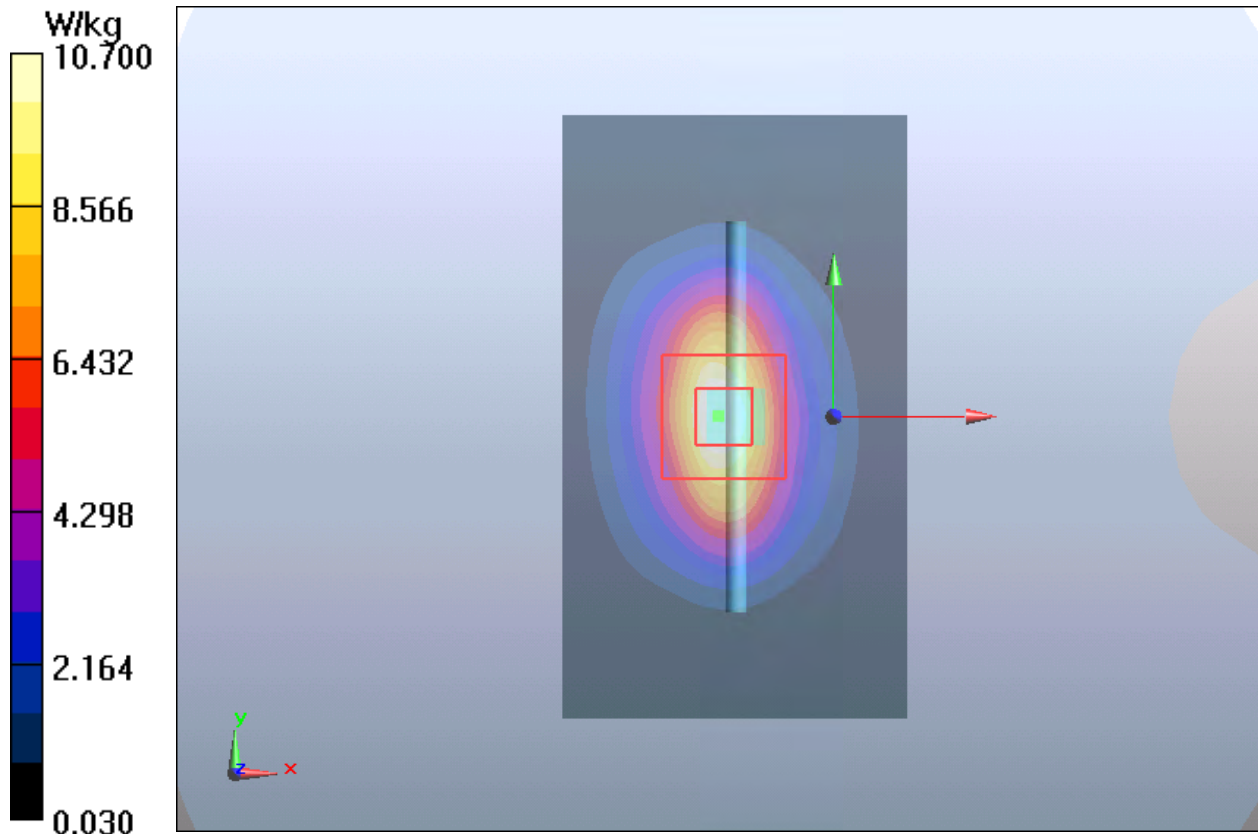
Peak SAR (extrapolated) = 17.8 W/kg

**SAR(1 g) = 9.88 W/kg; SAR(10 g) = 4.9 W/kg**

Smallest distance from peaks to all points 3 dB below = 10 mm

Ratio of SAR at M2 to SAR at M1 = 51.9%

Maximum value of SAR (measured) = 10.7 W/kg



**Plot 8 System Performance Check at 1900 MHz TSL**

**DUT: Dipole 1900 MHz; Type: D1900V2; Serial: D1900V2**

Date: 2022/12/3

Communication System: CW; Frequency: 1900 MHz; Duty Cycle: 1:1

Medium parameters used:  $f = 1900 \text{ MHz}$ ;  $\sigma = 1.43 \text{ S/m}$ ;  $\epsilon_r = 40.2$ ;  $\rho = 1000 \text{ kg/m}^3$

Ambient Temperature:  $22.3 \text{ }^\circ\text{C}$       Liquid Temperature:  $21.5 \text{ }^\circ\text{C}$

Phantom section: Flat Section

DASY5 Configuration:

Sensor-Surface: 1.4mm (Mechanical Surface Detection)

Probe: EX3DV4 - SN3677; ConvF(7.84, 7.84, 7.84); Calibrated: 2022/7/8

Electronics: DAE4 SN1317; Calibrated: 2022/6/13

Phantom: SAM1; Type: SAM; Serial: TP-1534

Measurement SW: DASY52, Version 52.10 (4); SEMCAD X Version 14.6.14 (7483)

**d=10mm, Pin=250mW/Area Scan (4x7x1):** Measurement grid: dx=15mm, dy=15mm

Maximum value of SAR (measured) = 11.23 W/kg

**d=10mm, Pin=250mW/Zoom Scan (7x7x7)/Cube 0:** Measurement grid: dx=5mm, dy=5mm, dz=5mm

Reference Value = 85.0 V/m; Power Drift = 0.01 dB

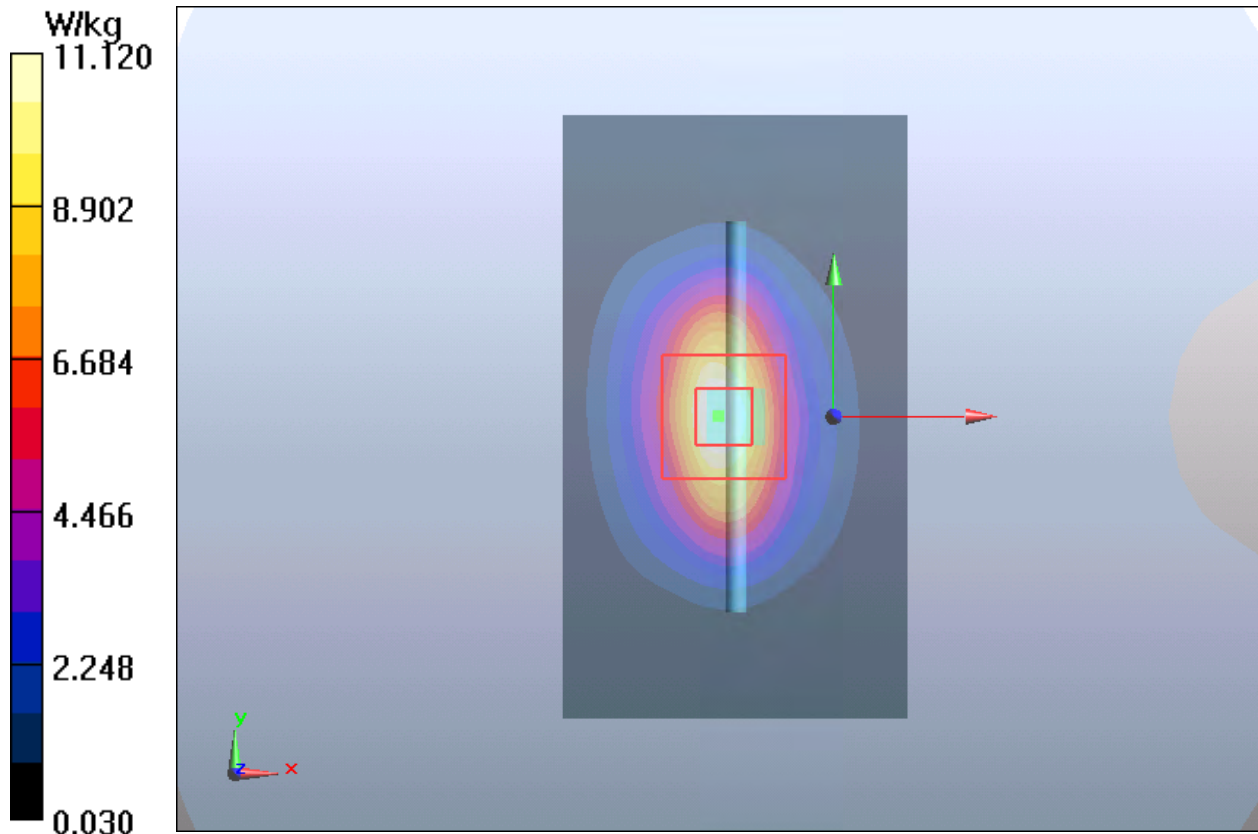
Peak SAR (extrapolated) = 17.8 W/kg

**SAR(1 g) = 9.85 W/kg; SAR(10 g) = 4.93 W/kg**

Smallest distance from peaks to all points 3 dB below = 10.1 mm

Ratio of SAR at M2 to SAR at M1 = 51.8%

Maximum value of SAR (measured) = 11.12 W/kg



**Plot 9 System Performance Check at 1900 MHz****DUT: Dipole 1900 MHz; Type: D1900V2; Serial: D1900V2**

Date: 2022/12/4

Communication System: CW; Frequency: 1900 MHz; Duty Cycle: 1:1

Medium parameters used:  $f = 1900$  MHz;  $\sigma = 1.40$  S/m;  $\epsilon_r = 40.0$ ;  $\rho = 1000$  kg/m<sup>3</sup>

Ambient Temperature: 22.3 °C      Liquid Temperature: 21.5 °C

Phantom section: Flat Section

DASY5 Configuration:

Sensor-Surface: 1.4mm (Mechanical Surface Detection)

Probe: EX3DV4 - SN3677; ConvF(7.84, 7.84, 7.84); Calibrated: 2022/7/8

Electronics: DAE4 SN1317; Calibrated: 2022/6/13

Phantom: SAM1; Type: SAM; Serial: TP-1534

Measurement SW: DASY52, Version 52.10 (4); SEMCAD X Version 14.6.14 (7483)

**d=10mm, Pin=250mW/Area Scan (4x7x1):** Measurement grid: dx=15mm, dy=15mm

Maximum value of SAR (measured) = 12.9 W/kg

**d=10mm, Pin=250mW/Zoom Scan (7x7x7)/Cube 0:** Measurement grid: dx=5mm, dy=5mm, dz=5mm

Reference Value = 87.8 V/m; Power Drift = 0.030 dB

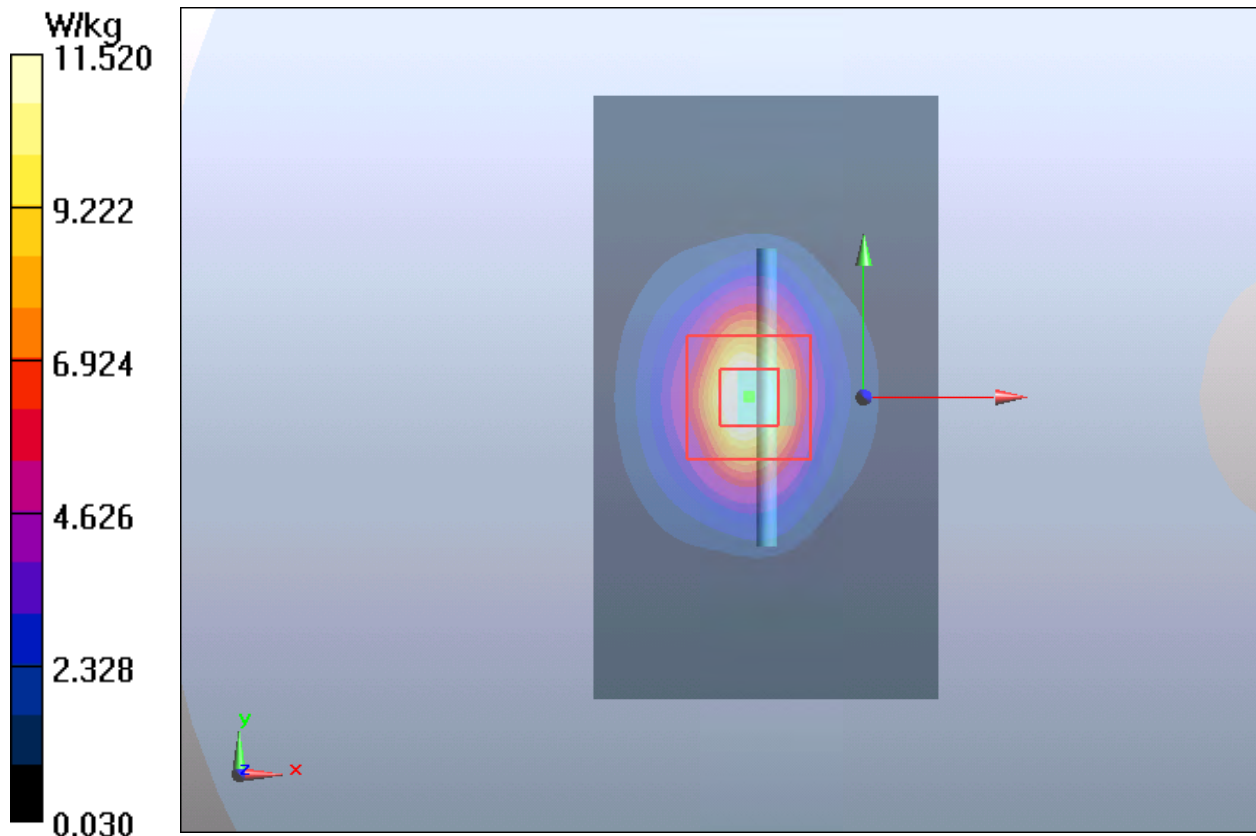
Peak SAR (extrapolated) = 20.1 W/kg

**SAR(1 g) = 9.55 W/kg; SAR(10 g) = 4.99 W/kg**

Smallest distance from peaks to all points 3 dB below = 10.2 mm

Ratio of SAR at M2 to SAR at M1 = 51.7%

Maximum value of SAR (measured) = 11.52 W/kg



**Plot 10 System Performance Check at 2450 MHz TSL**

**DUT: Dipole 2450 MHz; Type: D2450V2; Serial: D2450V2**

Date: 2022/12/8

Communication System: CW; Frequency: 2450 MHz; Duty Cycle: 1:1

Medium parameters used:  $f = 2450$  MHz;  $\sigma = 1.81$  S/m;  $\epsilon_r = 38.6$ ;  $\rho = 1000$  kg/m<sup>3</sup>

Ambient Temperature: 22.3 °C      Liquid Temperature: 21.5 °C

Phantom section: Flat Section

DASY5 Configuration:

Sensor-Surface: 1.4mm (Mechanical Surface Detection)

Probe: EX3DV4 - SN3677; ConvF(7.46, 7.46, 7.46); Calibrated: 2022/7/8

Electronics: DAE4 SN1317; Calibrated: 2022/6/13

Phantom: SAM1; Type: SAM; Serial: TP-1534

Measurement SW: DASY52, Version 52.10 (4); SEMCAD X Version 14.6.14 (7483)

**d=10mm, Pin=250mW/Area Scan (4x7x1):** Measurement grid: dx=12mm, dy=12mm

Maximum value of SAR (measured) = 18.2 W/kg

**d=10mm, Pin=250mW/Zoom Scan (7x7x7)/Cube 0:** Measurement grid: dx=5mm, dy=5mm, dz=5mm

Reference Value = 88.8 V/m; Power Drift = 0.075 dB

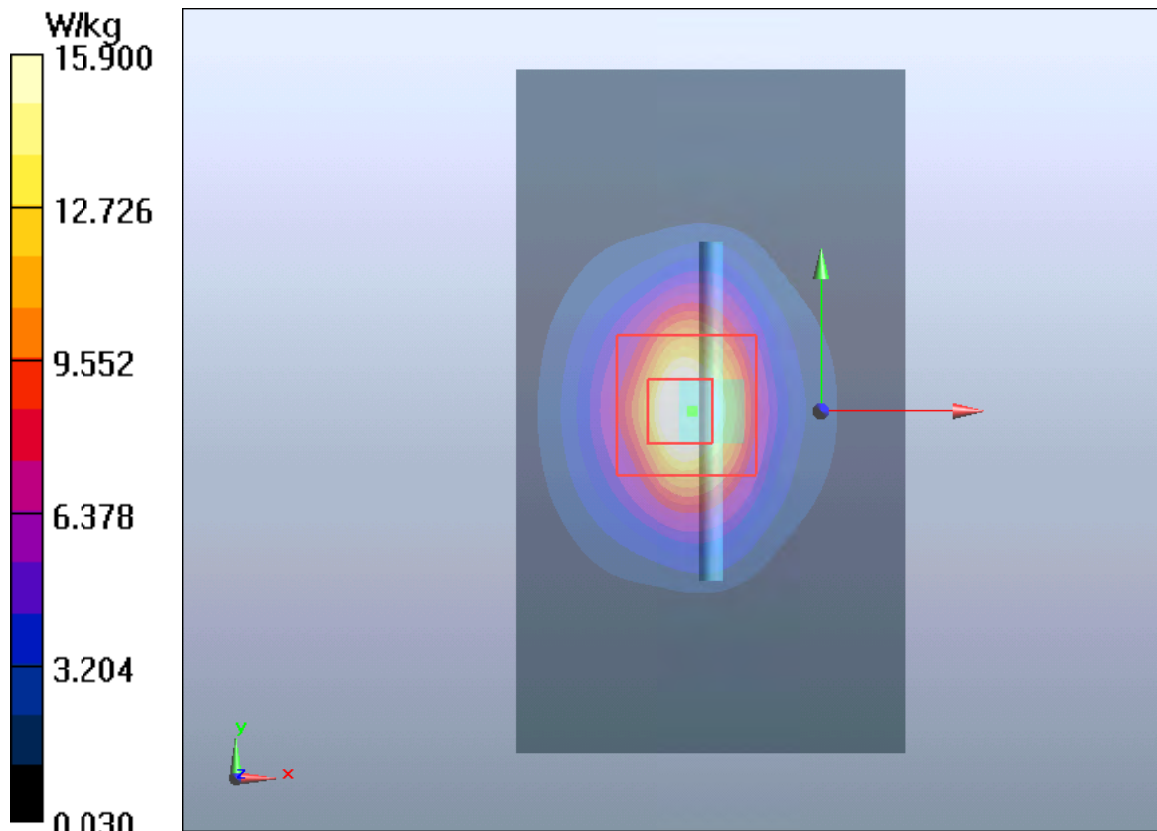
Peak SAR (extrapolated) = 30 W/kg

**SAR(1 g) = 13.7 W/kg; SAR(10 g) = 6.22 W/kg**

Smallest distance from peaks to all points 3 dB below = 8.9 mm

Ratio of SAR at M2 to SAR at M1 = 47%

Maximum value of SAR (measured) = 15.9 W/kg



**Plot 11 System Performance Check at 2600 MHz TSL**

**DUT: Dipole 2600 MHz; Type: D2600V2; Serial: D2600V2**

Date: 2022/12/9

Communication System: CW; Frequency: 2600 MHz; Duty Cycle: 1:1

Medium parameters used:  $f = 2600$  MHz;  $\sigma = 2.01$  S/m;  $\epsilon_r = 38.2$ ;  $\rho = 1000$  kg/m<sup>3</sup>

Ambient Temperature: 22.3 °C      Liquid Temperature: 21.5 °C

Phantom section: Flat Section

DASY5 Configuration:

Sensor-Surface: 1.4mm (Mechanical Surface Detection)

Probe: EX3DV4 - SN3677; ConvF(7.27, 7.27, 7.27); Calibrated: 2022/7/8

Electronics: DAE4 SN1317; Calibrated: 2022/6/13

Phantom: SAM1; Type: SAM; Serial: TP-1534

Measurement SW: DASY52, Version 52.10 (4); SEMCAD X Version 14.6.14 (7483)

**d=10mm, Pin=250mW/Area Scan (4x7x1):** Measurement grid: dx=12mm, dy=12mm

Maximum value of SAR (measured) = 17.439 W/kg

**d=10mm, Pin=250mW/Zoom Scan (7x7x7)/Cube 0:** Measurement grid: dx=5mm, dy=5mm, dz=5mm

Reference Value = 87.998 V/m; Power Drift = -0.04 dB

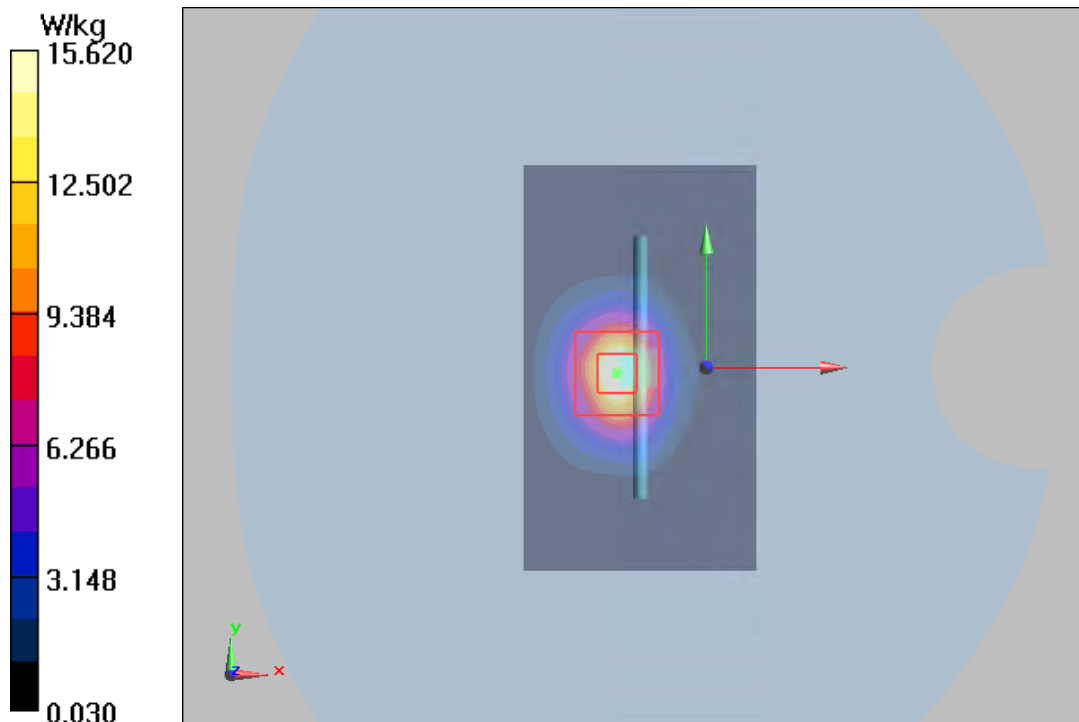
Peak SAR (extrapolated) = 31.858 W/kg

**SAR(1 g) = 13.9 W/kg; SAR(10 g) = 6.07 W/kg**

Smallest distance from peaks to all points 3 dB below = 9 mm

Ratio of SAR at M2 to SAR at M1 = 44%

Maximum value of SAR (measured) = 15.62 W/kg



**Plot 12 System Performance Check at 2600 MHz TSL**

**DUT: Dipole 2600 MHz; Type: D2600V2; Serial: D2600V2**

Date: 2022/12/10

Communication System: CW; Frequency: 2600 MHz; Duty Cycle: 1:1

Medium parameters used:  $f = 2600 \text{ MHz}$ ;  $\sigma = 1.94 \text{ S/m}$ ;  $\epsilon_r = 38.4$ ;  $\rho = 1000 \text{ kg/m}^3$

Ambient Temperature:  $22.3 \text{ }^\circ\text{C}$       Liquid Temperature:  $21.5 \text{ }^\circ\text{C}$

Phantom section: Flat Section

DASY5 Configuration:

Sensor-Surface: 1.4mm (Mechanical Surface Detection)

Probe: EX3DV4 - SN3677; ConvF(7.27, 7.27, 7.27); Calibrated: 2022/7/8

Electronics: DAE4 SN1317; Calibrated: 2022/6/13

Phantom: SAM1; Type: SAM; Serial: TP-1534

Measurement SW: DASY52, Version 52.10 (4); SEMCAD X Version 14.6.14 (7483)

**d=10mm, Pin=250mW/Area Scan (4x7x1):** Measurement grid: dx=12mm, dy=12mm

Maximum value of SAR (measured) = 17.59 W/kg

**d=10mm, Pin=250mW/Zoom Scan (7x7x7)/Cube 0:** Measurement grid: dx=5mm, dy=5mm, dz=5mm

Reference Value = 87.998 V/m; Power Drift = -0.04 dB

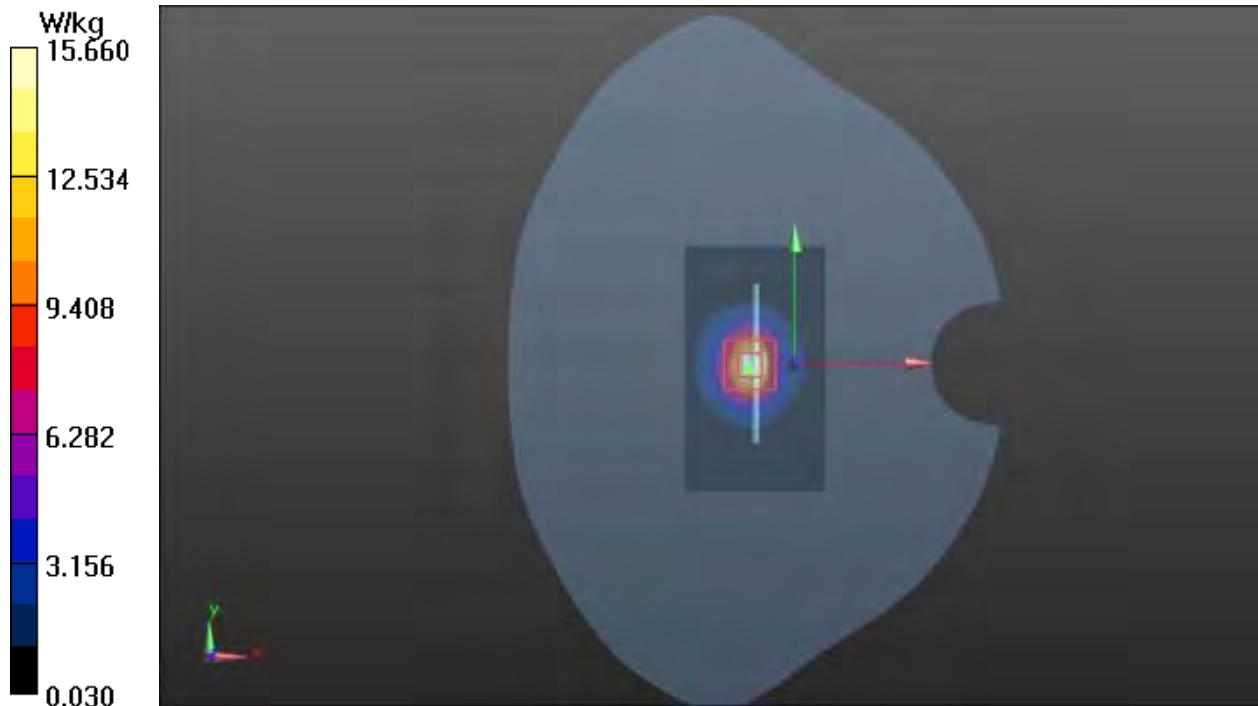
Peak SAR (extrapolated) = 31.858 W/kg

**SAR(1 g) = 13.88 W/kg; SAR(10 g) = 6.09 W/kg**

Smallest distance from peaks to all points 3 dB below = 9.3 mm

Ratio of SAR at M2 to SAR at M1 = 44.1%

Maximum value of SAR (measured) = 15.66 W/kg



**Plot 13 System Performance Check at 2600 MHz TSL**

**DUT: Dipole 2600 MHz; Type: D2600V2; Serial: D2600V2**

Date: 2022/12/11

Communication System: CW; Frequency: 2600 MHz; Duty Cycle: 1:1

Medium parameters used:  $f = 2600$  MHz;  $\sigma = 1.99$  S/m;  $\epsilon_r = 38.3$ ;  $\rho = 1000$  kg/m<sup>3</sup>

Ambient Temperature: 22.3 °C      Liquid Temperature: 21.5 °C

Phantom section: Flat Section

DASY5 Configuration:

Sensor-Surface: 1.4mm (Mechanical Surface Detection)

Probe: EX3DV4 - SN3677; ConvF(7.27, 7.27, 7.27); Calibrated: 2022/7/8

Electronics: DAE4 SN1317; Calibrated: 2022/6/13

Phantom: SAM1; Type: SAM; Serial: TP-1534

Measurement SW: DASY52, Version 52.10 (4); SEMCAD X Version 14.6.14 (7483)

**d=10mm, Pin=250mW/Area Scan (4x7x1):** Measurement grid: dx=12mm, dy=12mm

Maximum value of SAR (measured) = 17.32 W/kg

**d=10mm, Pin=250mW/Zoom Scan (7x7x7)/Cube 0:** Measurement grid: dx=5mm, dy=5mm, dz=5mm

Reference Value = 87.465 V/m; Power Drift = 0.146 dB

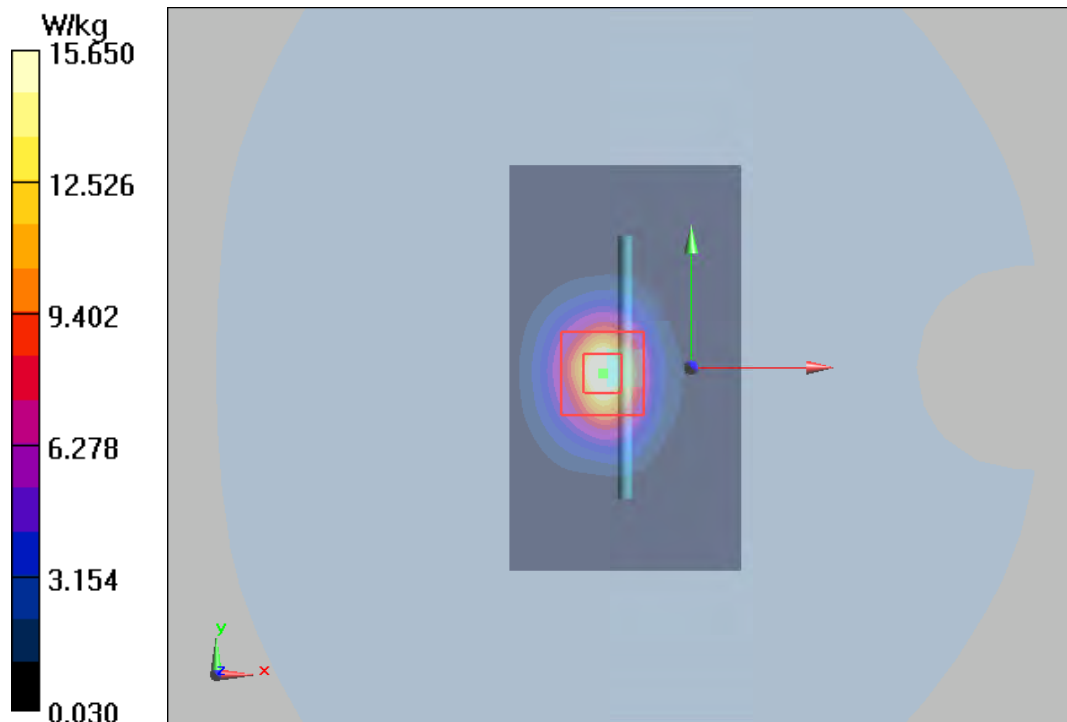
Peak SAR (extrapolated) = 31.85 W/kg

**SAR(1 g) = 13.94 W/kg; SAR(10 g) = 6.11 W/kg**

Smallest distance from peaks to all points 3 dB below = 9.2 mm

Ratio of SAR at M2 to SAR at M1 = 44.2%

Maximum value of SAR (measured) = 15.65 W/kg



**Plot 14 System Performance Check at 2600 MHz TSL****DUT: Dipole 2600 MHz; Type: D2600V2; Serial: D2600V2**

Date: 2022/12/12

Communication System: CW; Frequency: 2600 MHz; Duty Cycle: 1:1

Medium parameters used:  $f = 2600$  MHz;  $\sigma = 1.95$  S/m;  $\epsilon_r = 38.5$ ;  $\rho = 1000$  kg/m<sup>3</sup>

Ambient Temperature: 22.3 °C      Liquid Temperature: 21.5 °C

Phantom section: Flat Section

DASY5 Configuration:

Sensor-Surface: 1.4mm (Mechanical Surface Detection)

Probe: EX3DV4 - SN3677; ConvF(7.27, 7.27, 7.27); Calibrated: 2022/7/8

Electronics: DAE4 SN1317; Calibrated: 2022/6/13

Phantom: SAM1; Type: SAM; Serial: TP-1534

Measurement SW: DASY52, Version 52.10 (4); SEMCAD X Version 14.6.14 (7483)

**d=10mm, Pin=250mW/Area Scan (6x10x1):** Measurement grid: dx=12mm, dy=12mm

Maximum value of SAR (measured) = 17.59 W/kg

**d=10mm, Pin=250mW/Zoom Scan (7x7x7)/Cube 0:** Measurement grid: dx=5mm, dy=5mm, dz=5mm

Reference Value = 87.998 V/m; Power Drift = -0.04 dB

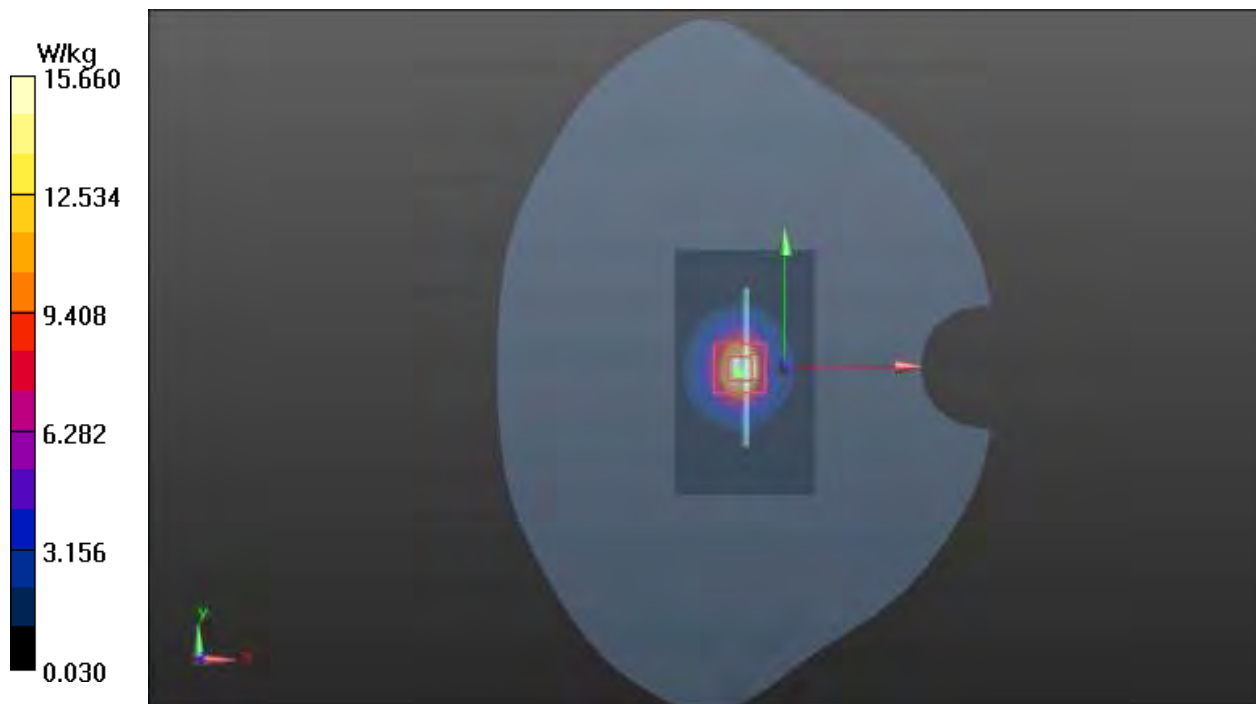
Peak SAR (extrapolated) = 31.858 W/kg

**SAR(1 g) = 13.9 W/kg; SAR(10 g) = 6.09 W/kg**

Smallest distance from peaks to all points 3 dB below = 9.3 mm

Ratio of SAR at M2 to SAR at M1 = 44.1%

Maximum value of SAR (measured) = 15.66 W/kg





**Plot 15 System Performance Check at 2600 MHz TSL****DUT: Dipole 2600 MHz; Type: D2600V2; Serial: D2600V2**

Date: 2022/12/13

Communication System: CW; Frequency: 2600 MHz; Duty Cycle: 1:1

Medium parameters used:  $f = 2600$  MHz;  $\sigma = 1.96$  S/m;  $\epsilon_r = 38.2$ ;  $\rho = 1000$  kg/m<sup>3</sup>

Ambient Temperature: 22.3 °C      Liquid Temperature: 21.5 °C

Phantom section: Flat Section

DASY5 Configuration:

Sensor-Surface: 1.4mm (Mechanical Surface Detection)

Probe: EX3DV4 - SN3677; ConvF(7.27, 7.27, 7.27); Calibrated: 2022/7/8

Electronics: DAE4 SN1317; Calibrated: 2022/6/13

Phantom: SAM1; Type: SAM; Serial: TP-1534

Measurement SW: DASY52, Version 52.10 (4); SEMCAD X Version 14.6.14 (7483)

**d=10mm, Pin=250mW/Area Scan (6x10x1):** Measurement grid: dx=12mm, dy=12mm

Maximum value of SAR (measured) = 17.439 W/kg

**d=10mm, Pin=250mW/Zoom Scan (7x7x7)/Cube 0:** Measurement grid: dx=5mm, dy=5mm, dz=5mm

Reference Value = 87.998 V/m; Power Drift = -0.04 dB

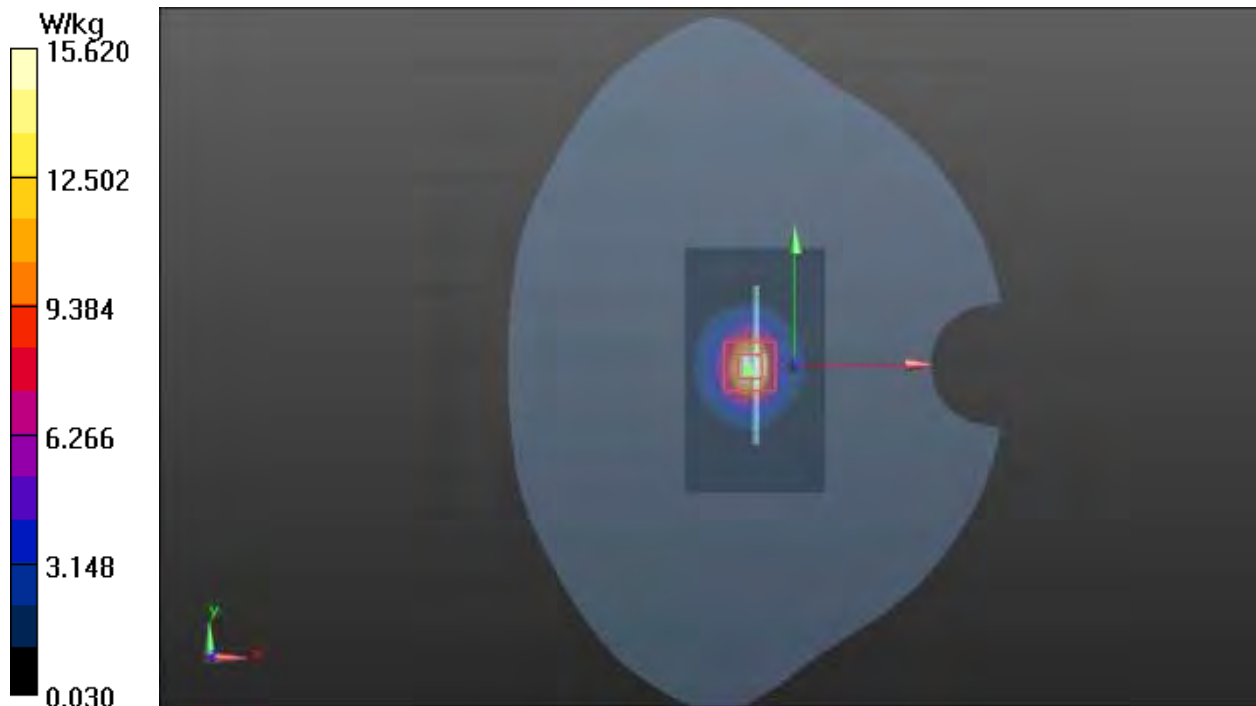
Peak SAR (extrapolated) = 31.858 W/kg

**SAR(1 g) = 13.9 W/kg; SAR(10 g) = 6.08 W/kg**

Smallest distance from peaks to all points 3 dB below = 9 mm

Ratio of SAR at M2 to SAR at M1 = 44.3%

Maximum value of SAR (measured) = 15.62W/kg



**Plot 16 System Performance Check at 2600 MHz TSL**

**DUT: Dipole 2600 MHz; Type: D2600V2; Serial: D2600V2**

Date: 2022/12/14

Communication System: CW; Frequency: 2600 MHz; Duty Cycle: 1:1

Medium parameters used:  $f = 2600 \text{ MHz}$ ;  $\sigma = 1.98 \text{ S/m}$ ;  $\epsilon_r = 39.0$ ;  $\rho = 1000 \text{ kg/m}^3$

Ambient Temperature:  $22.3 \text{ }^\circ\text{C}$       Liquid Temperature:  $21.5 \text{ }^\circ\text{C}$

Phantom section: Flat Section

DASY5 Configuration:

Sensor-Surface: 1.4mm (Mechanical Surface Detection)

Probe: EX3DV4 - SN3677; ConvF(7.27, 7.27, 7.27); Calibrated: 2022/7/8

Electronics: DAE4 SN1317; Calibrated: 2022/6/13

Phantom: SAM1; Type: SAM; Serial: TP-1534

Measurement SW: DASY52, Version 52.10 (4); SEMCAD X Version 14.6.14 (7483)

**d=10mm, Pin=250mW/Area Scan (4x7x1):** Measurement grid: dx=12mm, dy=12mm

Maximum value of SAR (interpolated) = 17.7 W/kg

**d=10mm, Pin=250mW/Zoom Scan (7x7x7)/Cube 0:** Measurement grid: dx=5mm, dy=5mm, dz=5mm

Reference Value = 74 V/m; Power Drift = -0.0027 dB

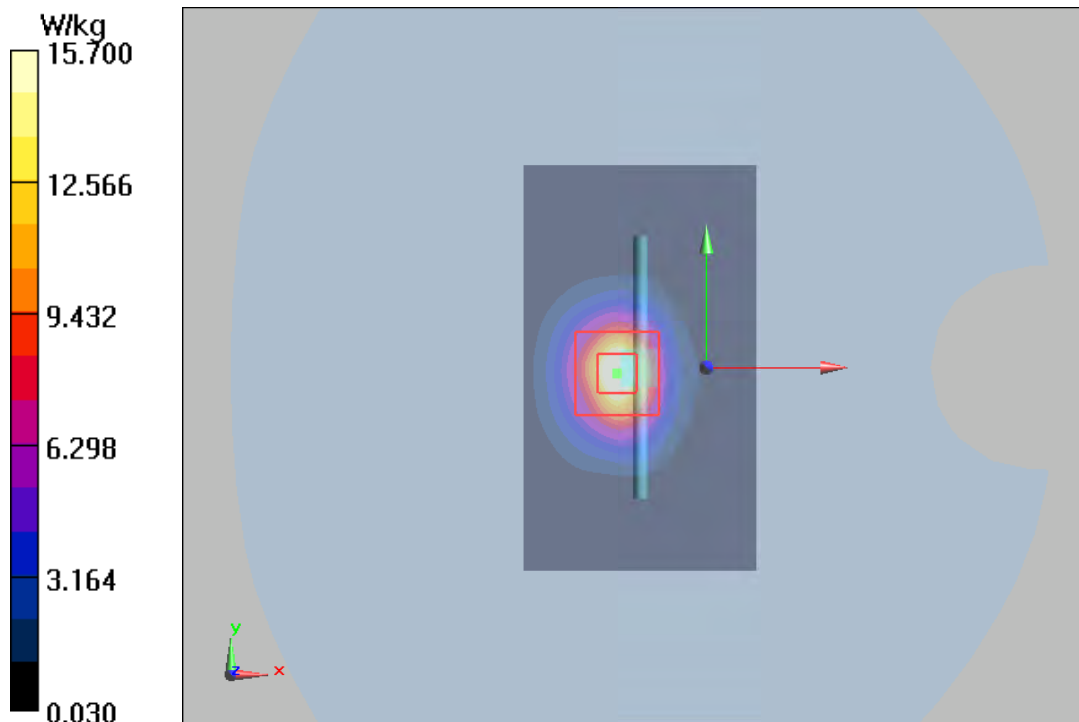
Peak SAR (extrapolated) = 28.5 W/kg

**SAR(1 g) = 13.85 W/kg; SAR(10 g) = 5.99 W/kg**

Smallest distance from peaks to all points 3 dB below = 9.4mm

Ratio of SAR at M2 to SAR at M1= 44.2%

Maximum value of SAR (measured) = 15.7 W/kg



**Plot 17 System Performance Check at 5250 MHz TSL**

**DUT: Dipole 5250 MHz; Type: D5GHzV2; Serial: D5GHzV2**

Date: 2022/12/1

Communication System: CW; Frequency: 5250 MHz; Duty Cycle: 1:1

Medium parameters used:  $f = 5250$  MHz;  $\sigma = 4.80$  S/m;  $\epsilon_r = 35.5$ ;  $\rho = 1000$  kg/m<sup>3</sup>

Ambient Temperature: 22.3 °C      Liquid Temperature: 21.5 °C

Phantom section: Flat Section

DASY5 Configuration:

Sensor-Surface: 1.4mm (Mechanical Surface Detection)

Probe: EX3DV4 - SN3677; ConvF(5.48, 5.48, 5.48); Calibrated: 2022/7/8

Electronics: DAE4 SN1317; Calibrated: 2022/6/13

Phantom: SAM1; Type: SAM; Serial: TP-1534

Measurement SW: DASY52, Version 52.10 (4); SEMCAD X Version 14.6.14 (7483)

**d=10mm, Pin=100mW/Area Scan (6x10x1):** Measurement grid: dx=10mm, dy=10mm

Maximum value of SAR (measured) = 9.14 W/kg

**d=10mm, Pin=100mW/Zoom Scan (8x8x7)/Cube 0:** Measurement grid: dx=4mm, dy=4mm, dz=1.4mm

Reference Value = 33.6 V/m; Power Drift = -0.095 dB

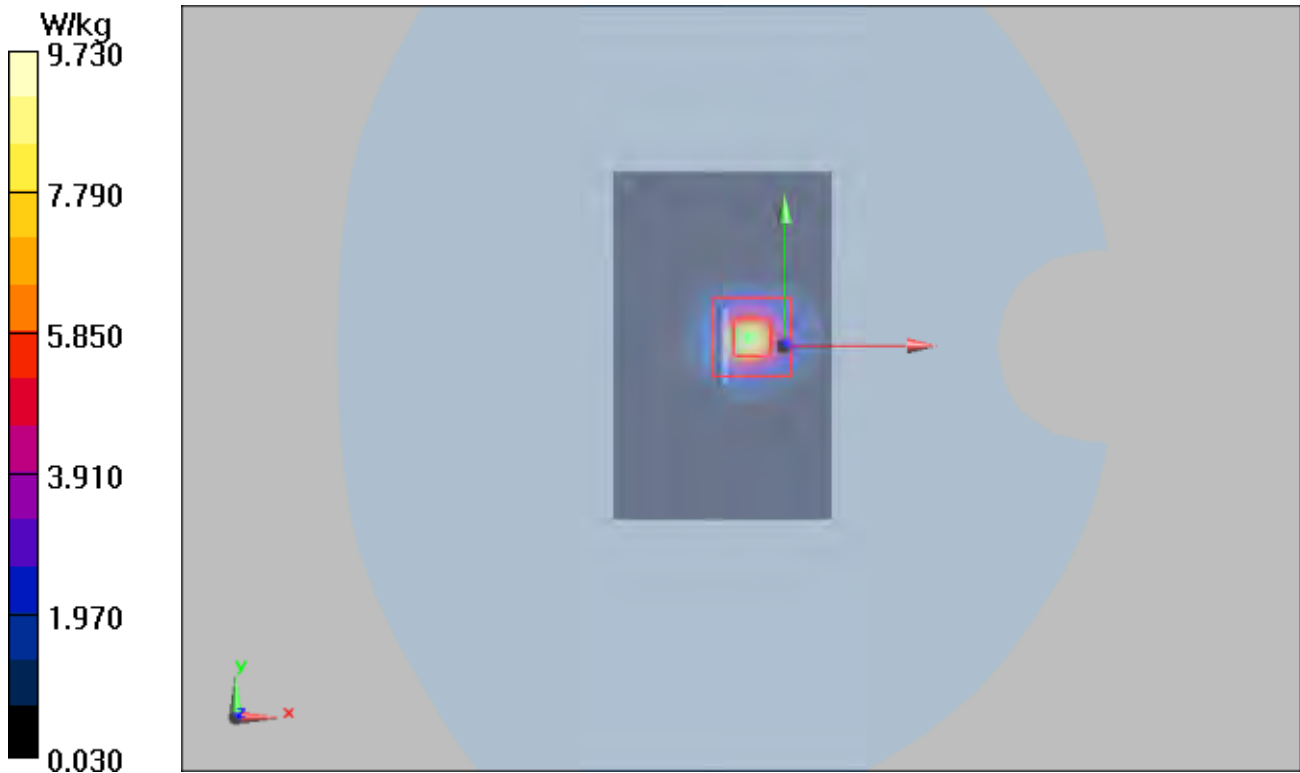
Peak SAR (extrapolated) = 52.2 W/kg

**SAR(1 g) = 7.87 W/kg; SAR(10 g) = 2.25 W/kg**

Smallest distance from peaks to all points 3 dB below = 7.2 mm

Ratio of SAR at M2 to SAR at M1 = 63%

Maximum value of SAR (measured) = 9.73 W/kg



**Plot 18 System Performance Check at 5250 MHz TSL**

**DUT: Dipole 5250 MHz; Type: D5GHzV2; Serial: D5GHzV2**

Date: 2022/12/2

Communication System: CW; Frequency: 5250 MHz; Duty Cycle: 1:1

Medium parameters used:  $f = 5200$  MHz;  $\sigma = 4.74$  S/m;  $\epsilon_r = 35.7$ ;  $\rho = 1000$  kg/m<sup>3</sup>

Ambient Temperature: 22.3 °C      Liquid Temperature: 21.5 °C

Phantom section: Flat Section

DASY5 Configuration:

Sensor-Surface: 1.4mm (Mechanical Surface Detection)

Probe: EX3DV4 - SN3677; ConvF(5.48, 5.48, 5.48); Calibrated: 2022/7/8

Electronics: DAE4 SN1317; Calibrated: 2022/6/13

Phantom: SAM1; Type: SAM; Serial: TP-1534

Measurement SW: DASY52, Version 52.10 (4); SEMCAD X Version 14.6.14 (7483)

**d=10mm, Pin=100mW/Area Scan (6x10x1):** Measurement grid: dx=10mm, dy=10mm

Maximum value of SAR (interpolated) = 9.4 W/kg

**d=10mm, Pin=100mW/Zoom Scan (8x8x7)/Cube 0:** Measurement grid: dx=4mm, dy=4mm, dz=1.4mm

Reference Value = 33.6 V/m; Power Drift = -0.15 dB

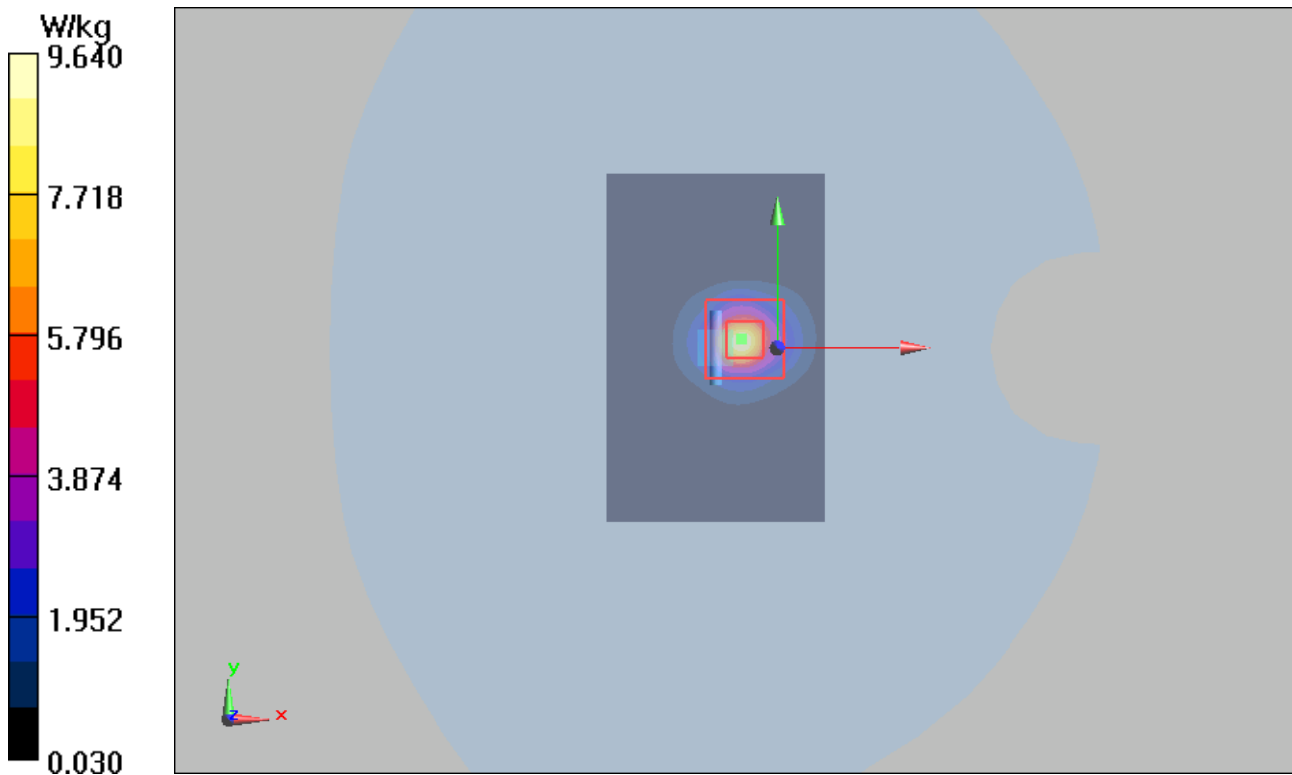
Peak SAR (extrapolated) = 52.2 W/kg

**SAR(1 g) = 7.54 W/kg; SAR(10 g) = 2.27 W/kg**

Smallest distance from peaks to all points 3 dB below = 7.4 mm

Ratio of SAR at M2 to SAR at M1 = 63.1%

Maximum value of SAR (measured) = 9.64 W/kg



**Plot 19 System Performance Check at 5600 MHz TSL**

**DUT: Dipole 5600 MHz; Type: D5GHzV2; Serial: D5GHzV2**

Date: 2022/12/2

Communication System: CW; Frequency: 5600 MHz; Duty Cycle: 1:1

Medium parameters used:  $f = 5600$  MHz;  $\sigma = 5.21$  S/m;  $\epsilon_r = 34.2$ ;  $\rho = 1000$  kg/m<sup>3</sup>

Ambient Temperature: 22.3 °C      Liquid Temperature: 21.5 °C

Phantom section: Flat Section

DASY5 Configuration:

Sensor-Surface: 1.4mm (Mechanical Surface Detection)

Probe: EX3DV4 - SN3677; ConvF(4.97, 4.97, 4.97); Calibrated: 2022/7/8

Electronics: DAE4 SN1317; Calibrated: 2022/6/13

Phantom: SAM1; Type: SAM; Serial: TP-1534

Measurement SW: DASY52, Version 52.10 (4); SEMCAD X Version 14.6.14 (7483)

**d=10mm, Pin=100mW/Area Scan (6x10x1):** Measurement grid: dx=10mm, dy=10mm

Maximum value of SAR (measured) = 8.25 W/kg

**d=10mm, Pin=100mW/Zoom Scan (8x8x7)/Cube 0:** Measurement grid: dx=4mm, dy=4mm, dz=1.4mm

Reference Value = 23.1 V/m; Power Drift = -0.028 dB

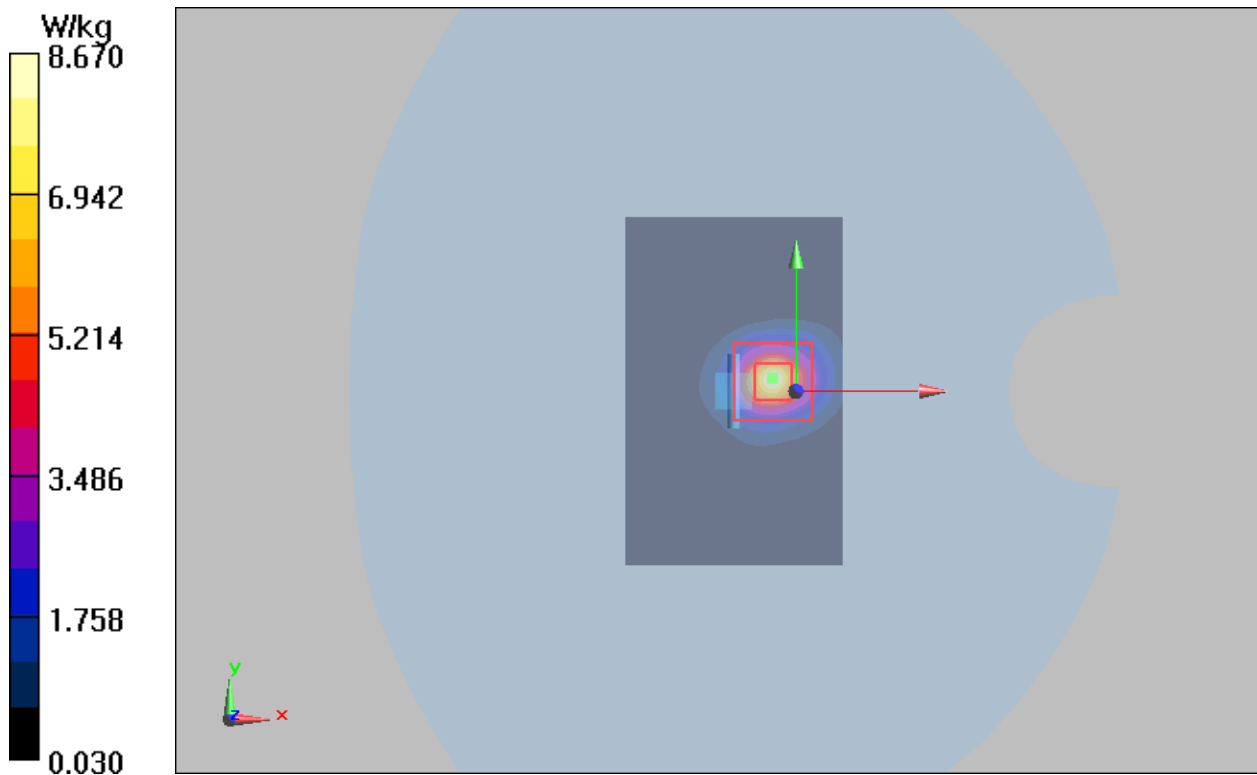
Peak SAR (extrapolated) = 22.9 W/kg

**SAR(1 g) = 7.67 W/kg; SAR(10 g) = 2.27 W/kg**

Smallest distance from peaks to all points 3 dB below = 7.2 mm

Ratio of SAR at M2 to SAR at M1 = 61.4%

Maximum value of SAR (measured) = 8.67 W/kg



**Plot 20 System Performance Check at 5750 MHz TSL****DUT: Dipole 5750 MHz; Type: D5GHzV2; Serial: D5GHzV2**

Date: 2022/12/9

Communication System: CW; Frequency: 5750 MHz; Duty Cycle: 1:1

Medium parameters used:  $f = 5750$  MHz;  $\sigma = 5.21$  S/m;  $\epsilon_r = 34.9$ ;  $\rho = 1000$  kg/m<sup>3</sup>

Ambient Temperature: 22.3 °C      Liquid Temperature: 21.5 °C

Phantom section: Flat Section

DASY5 Configuration:

Sensor-Surface: 1.4mm (Mechanical Surface Detection)

Probe: EX3DV4 - SN3677; ConvF(5.00, 5.00, 5.00); Calibrated: 2022/7/8

Electronics: DAE4 SN1317; Calibrated: 2022/6/13

Phantom: SAM1; Type: SAM; Serial: TP-1534

Measurement SW: DASY52, Version 52.10 (4); SEMCAD X Version 14.6.14 (7483)

**d=10mm, Pin=100mW/Area Scan (6x10x1):** Measurement grid: dx=10mm, dy=10mm

Maximum value of SAR (measured) = 8.31 W/kg

**d=10mm, Pin=100mW/Zoom Scan (8x8x7)/Cube 0:** Measurement grid: dx=4mm, dy=4mm, dz=1.4mm

Reference Value = 23.1 V/m; Power Drift = 0.044 dB

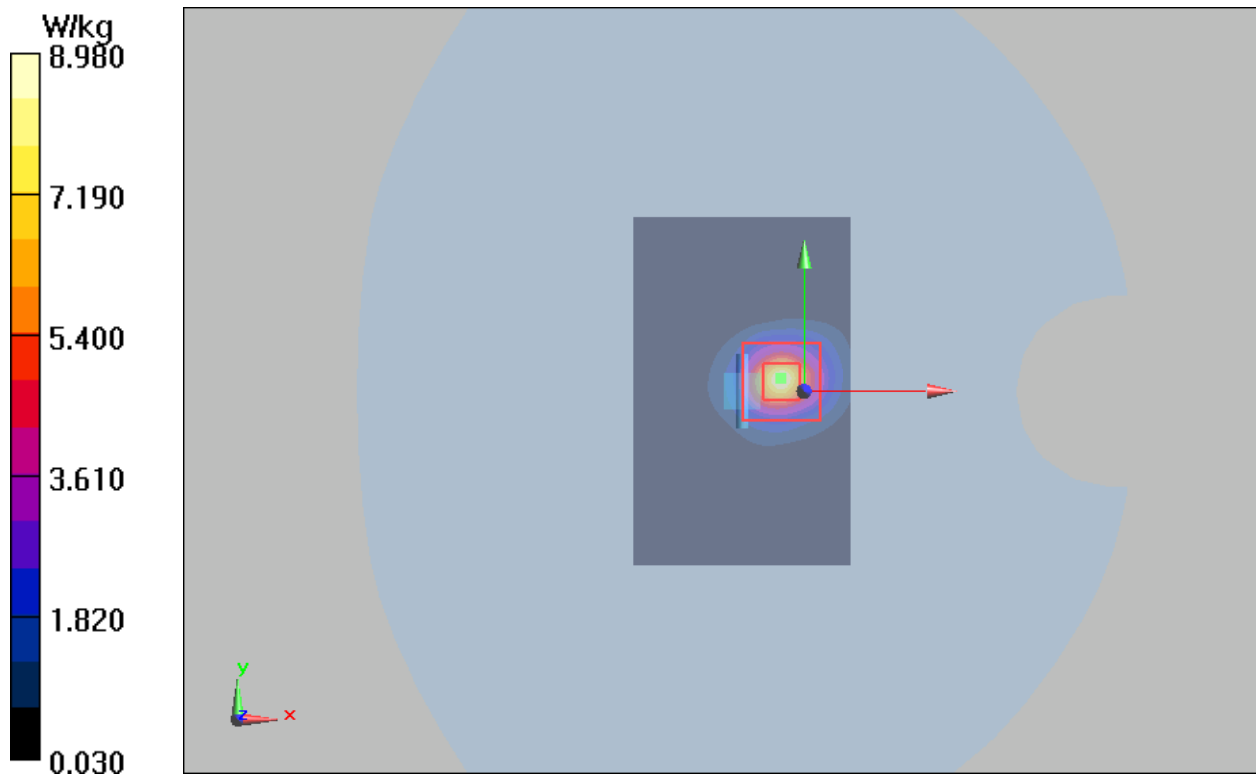
Peak SAR (extrapolated) = 23.4 W/kg

**SAR(1 g) = 7.66 W/kg; SAR(10 g) = 2.27 W/kg**

Smallest distance from peaks to all points 3 dB below = 7.2 mm

Ratio of SAR at M2 to SAR at M1 = 59.9%

Maximum value of SAR (measured) = 8.98 W/kg



## ANNEX C: Highest Graph Results

### Plot 21 GSM 850 Left Cheek Middle (Battery 2)

Date: 2022/11/29

Communication System: UID 0, GSM (0); Frequency: 836.6 MHz; Duty Cycle: 1:8.3

Medium parameters used:  $f = 836.6$  MHz;  $\sigma = 0.939$  S/m;  $\epsilon_r = 41.856$ ;  $\rho = 1000$  kg/m<sup>3</sup>

Ambient Temperature: 22.3 °C      Liquid Temperature: 21.5 °C

Phantom section: Left Section

DASY5 Configuration:

Sensor-Surface: 1.4mm (Mechanical Surface Detection)

Probe: EX3DV4 - SN3677; ConvF(9.34, 9.34, 9.34); Calibrated: 2022/7/8

Electronics: DAE4 SN1317; Calibrated: 2022/6/13

Phantom: SAM1; Type: SAM; Serial: TP-1534

Measurement SW: DASY52, Version 52.10 (4); SEMCAD X Version 14.6.14 (7483)

**Left Cheek Middle/Area Scan (8x14x1):** Measurement grid: dx=15mm, dy=15mm

Maximum value of SAR (measured) = 0.140 W/kg

**Left Cheek Middle/Zoom Scan (5x5x7)/Cube 0:** Measurement grid: dx=8mm, dy=8mm, dz=5mm

Reference Value = 3.036 V/m; Power Drift = -0.020 dB


Peak SAR (extrapolated) = 0.150 W/kg

**SAR(1 g) = 0.138 W/kg; SAR(10 g) = 0.095 W/kg**

Smallest distance from peaks to all points 3 dB below = 21.2 mm

Ratio of SAR at M2 to SAR at M1 = 78.2%

Maximum value of SAR (measured) = 0.142 W/kg



**Plot 22 GSM 1900 Right Tilt Middle**

Date: 2022/11/30

Communication System: UID 0, GSM (0); Frequency: 1880 MHz; Duty Cycle: 1:8.3

Medium parameters used:  $f = 1880 \text{ MHz}$ ;  $\sigma = 1.437 \text{ S/m}$ ;  $\epsilon_r = 37.208$ ;  $\rho = 1000 \text{ kg/m}^3$

Ambient Temperature:  $22.3 \text{ }^\circ\text{C}$       Liquid Temperature:  $21.5 \text{ }^\circ\text{C}$

Phantom section: Right Section

DASY5 Configuration:

Sensor-Surface: 1.4mm (Mechanical Surface Detection)

Probe: EX3DV4 - SN3677; ConvF(7.84, 7.84, 7.84); Calibrated: 2022/7/8

Electronics: DAE4 SN1317; Calibrated: 2022/6/13

Phantom: SAM1; Type: SAM; Serial: TP-1534

Measurement SW: DASY52, Version 52.10 (4); SEMCAD X Version 14.6.14 (7483)

**Right Tilt Middle/Area Scan (8x14x1):** Measurement grid:  $dx=15\text{mm}$ ,  $dy=15\text{mm}$

Maximum value of SAR (measured) =  $0.669 \text{ W/kg}$

**Right Tilt Middle/Zoom Scan (5x5x7)/Cube 0:** Measurement grid:  $dx=8\text{mm}$ ,  $dy=8\text{mm}$ ,  $dz=5\text{mm}$

Reference Value =  $18.31 \text{ V/m}$ ; Power Drift =  $-0.09 \text{ dB}$

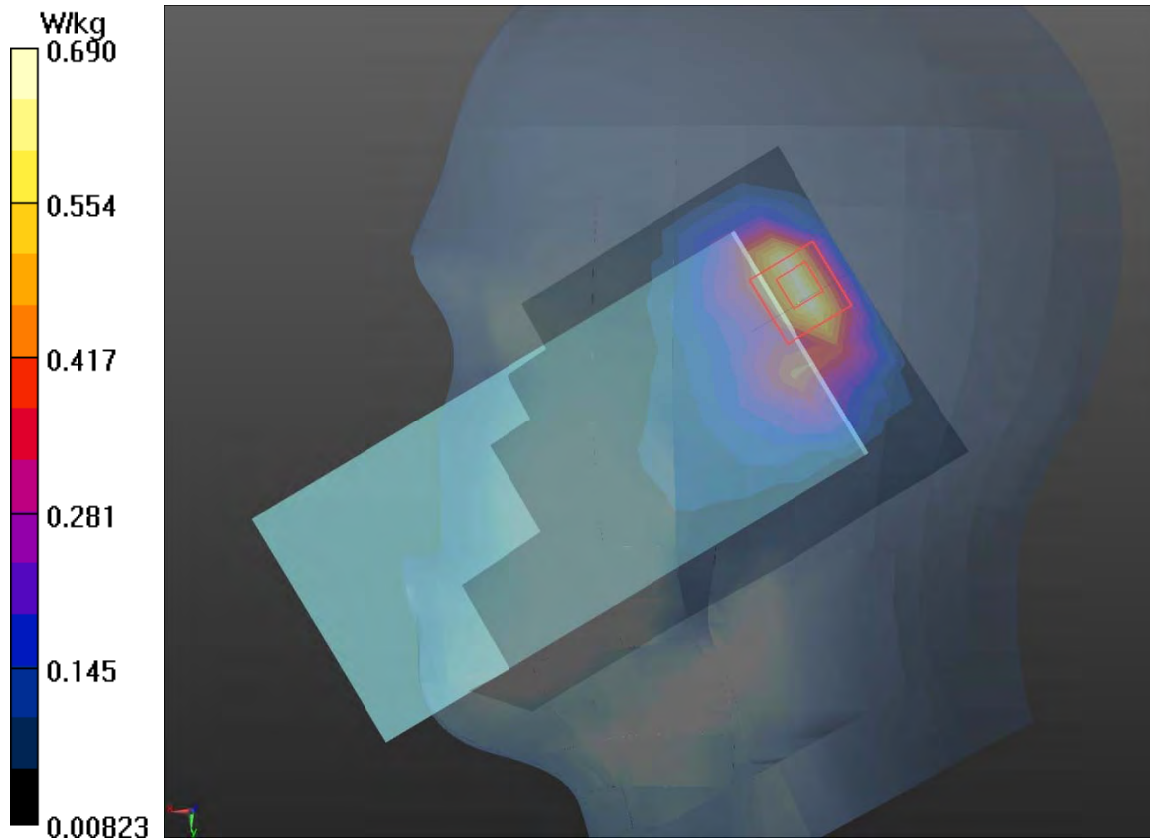
Peak SAR (extrapolated) =  $1.28 \text{ W/kg}$

**SAR(1 g) =  $0.634 \text{ W/kg}$ ; SAR(10 g) =  $0.319 \text{ W/kg}$**

Smallest distance from peaks to all points 3 dB below =  $9.6 \text{ mm}$

Ratio of SAR at M2 to SAR at M1 =  $53.1\%$

Maximum value of SAR (measured) =  $0.690 \text{ W/kg}$





**Plot 23 WCDMA Band II Right Tilt Middle**

Date: 2022/12/3

Communication System: UID 0, WCDMA (0); Frequency: 1880 MHz; Duty Cycle: 1:1  
 Medium parameters used:  $f = 1880 \text{ MHz}$ ;  $\sigma = 1.406 \text{ S/m}$ ;  $\epsilon_r = 39.087$ ;  $\rho = 1000 \text{ kg/m}^3$

Ambient Temperature:  $22.3 \text{ }^\circ\text{C}$       Liquid Temperature:  $21.5 \text{ }^\circ\text{C}$

Phantom section: Right Section

DASY5 Configuration:

Sensor-Surface: 1.4mm (Mechanical Surface Detection)

Probe: EX3DV4 - SN3677; ConvF(7.84, 7.84, 7.84); Calibrated: 2022/7/8

Electronics: DAE4 SN1317; Calibrated: 2022/6/13

Phantom: SAM1; Type: SAM; Serial: TP-1534

Measurement SW: DASY52, Version 52.10 (4); SEMCAD X Version 14.6.14 (7483)

**Right Tilt Middle/Area Scan (8x14x1):** Measurement grid:  $dx=15\text{mm}$ ,  $dy=15\text{mm}$

Maximum value of SAR (measured) =  $0.618 \text{ W/kg}$

**Right Tilt Middle/Zoom Scan (5x5x7)/Cube 0:** Measurement grid:  $dx=8\text{mm}$ ,  $dy=8\text{mm}$ ,  $dz=5\text{mm}$

Reference Value =  $17.06 \text{ V/m}$ ; Power Drift =  $0.02 \text{ dB}$


Peak SAR (extrapolated) =  $1.16 \text{ W/kg}$

**SAR(1 g) =  $0.576 \text{ W/kg}$ ; SAR(10 g) =  $0.292 \text{ W/kg}$**

Smallest distance from peaks to all points 3 dB below =  $8 \text{ mm}$

Ratio of SAR at M2 to SAR at M1 =  $42.9\%$

Maximum value of SAR (measured) =  $0.763 \text{ W/kg}$



**Plot 24 WCDMA Band IV Right Tilt Middle**

Date: 2022/12/5

Communication System: UID 0, WCDMA (0); Frequency: 1732.6 MHz; Duty Cycle: 1:1

Medium parameters used:  $f = 1733 \text{ MHz}$ ;  $\sigma = 1.301 \text{ S/m}$ ;  $\epsilon_r = 39.491$ ;  $\rho = 1000 \text{ kg/m}^3$

Ambient Temperature:  $22.3 \text{ }^\circ\text{C}$       Liquid Temperature:  $21.5 \text{ }^\circ\text{C}$

Phantom section: Right Section

DASY5 Configuration:

Sensor-Surface: 1.4mm (Mechanical Surface Detection)

Probe: EX3DV4 - SN3677; ConvF(8.25, 8.25, 8.25); Calibrated: 2022/7/8

Electronics: DAE4 SN1317; Calibrated: 2022/6/13

Phantom: SAM1; Type: SAM; Serial: TP-1534

Measurement SW: DASY52, Version 52.10 (4); SEMCAD X Version 14.6.14 (7483)

**Right Tilt Middle/Area Scan (8x14x1):** Measurement grid:  $dx=15\text{mm}$ ,  $dy=15\text{mm}$

Maximum value of SAR (measured) =  $0.908 \text{ W/kg}$

**Right Tilt Middle/Zoom Scan (5x5x7)/Cube 0:** Measurement grid:  $dx=8\text{mm}$ ,  $dy=8\text{mm}$ ,  $dz=5\text{mm}$

Reference Value =  $18.58 \text{ V/m}$ ; Power Drift =  $0.03 \text{ dB}$


Peak SAR (extrapolated) =  $1.32 \text{ W/kg}$

**SAR(1 g) =  $0.645 \text{ W/kg}$ ; SAR(10 g) =  $0.332 \text{ W/kg}$**

Smallest distance from peaks to all points 3 dB below =  $10 \text{ mm}$

Ratio of SAR at M2 to SAR at M1 =  $43.1\%$

Maximum value of SAR (measured) =  $0.995 \text{ W/kg}$



**Plot 25 WCDMA Band V Left Cheek Middle**

Date: 2022/11/29

Communication System: UID 0, WCDMA (0); Frequency: 836.6 MHz; Duty Cycle: 1:1

Medium parameters used:  $f = 836.6$  MHz;  $\sigma = 0.939$  S/m;  $\epsilon_r = 41.856$ ;  $\rho = 1000$  kg/m<sup>3</sup>

Ambient Temperature: 22.3 °C      Liquid Temperature: 21.5 °C

Phantom section: Left Section

DASY5 Configuration:

Sensor-Surface: 1.4mm (Mechanical Surface Detection)

Probe: EX3DV4 - SN3677; ConvF(9.34, 9.34, 9.34); Calibrated: 2022/7/8

Electronics: DAE4 SN1317; Calibrated: 2022/6/13

Phantom: SAM1; Type: SAM; Serial: TP-1534

Measurement SW: DASY52, Version 52.10 (4); SEMCAD X Version 14.6.14 (7483)

**Left Cheek Middle/Area Scan (8x14x1):** Measurement grid: dx=15mm, dy=15mm

Maximum value of SAR (measured) = 0.181 W/kg

**Left Cheek Middle/Zoom Scan (5x5x7)/Cube 0:** Measurement grid: dx=8mm, dy=8mm, dz=5mm

Reference Value = 4.321 V/m; Power Drift = 0.071 dB

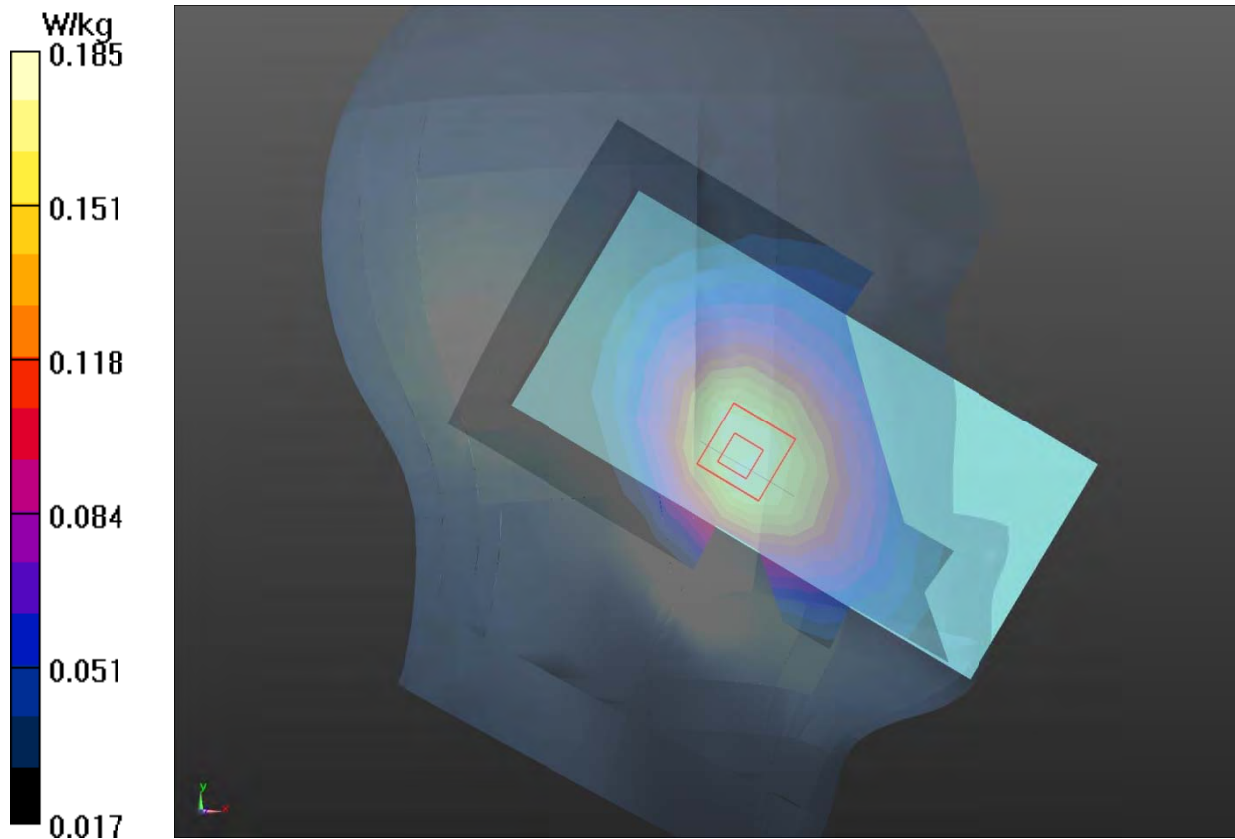
Peak SAR (extrapolated) = 0.227 W/kg

**SAR(1 g) = 0.178 W/kg; SAR(10 g) = 0.132 W/kg**

Smallest distance from peaks to all points 3 dB below = 20.7 mm

Ratio of SAR at M2 to SAR at M1 = 78.2%

Maximum value of SAR (measured) = 0.185 W/kg



**Plot 26 LTE Band 2 50%RB Right Tilt Middle**

Date: 2022/12/4

Communication System: UID 0, LTE (0); Frequency: 1880 MHz;Duty Cycle: 1:1

Medium parameters used:  $f = 1880 \text{ MHz}$ ;  $\sigma = 1.437 \text{ S/m}$ ;  $\epsilon_r = 37.208$ ;  $\rho = 1000 \text{ kg/m}^3$

Ambient Temperature:  $22.3 \text{ }^\circ\text{C}$       Liquid Temperature:  $21.5 \text{ }^\circ\text{C}$

Phantom section: Right Section

DASY5 Configuration:

Sensor-Surface: 1.4mm (Mechanical Surface Detection)

Probe: EX3DV4 - SN3677; ConvF(7.84, 7.84, 7.84); Calibrated: 2022/7/8

Electronics: DAE4 SN1317; Calibrated: 2022/6/13

Phantom: SAM1; Type: SAM; Serial: TP-1534

Measurement SW: DASY52, Version 52.10 (4); SEMCAD X Version 14.6.14 (7483)

**Right Tilt Middle/Area Scan (8x14x1):** Measurement grid:  $dx=15\text{mm}$ ,  $dy=15\text{mm}$

Maximum value of SAR (measured) =  $0.620 \text{ W/kg}$

**Right Tilt Middle/Zoom Scan (5x5x7)/Cube 0:** Measurement grid:  $dx=8\text{mm}$ ,  $dy=8\text{mm}$ ,  $dz=5\text{mm}$

Reference Value =  $17.63 \text{ V/m}$ ; Power Drift =  $-0.19 \text{ dB}$

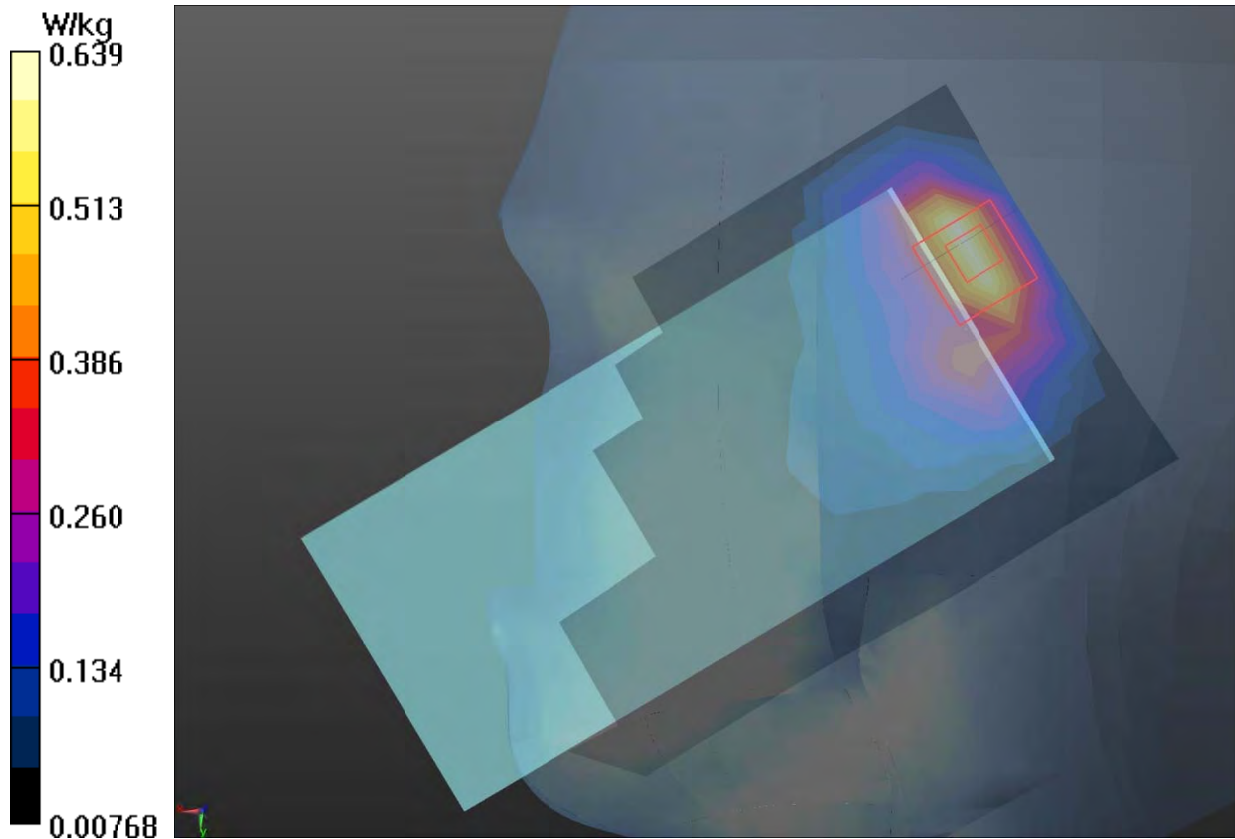
Peak SAR (extrapolated) =  $1.14 \text{ W/kg}$

**SAR(1 g) =  $0.564 \text{ W/kg}$ ; SAR(10 g) =  $0.283 \text{ W/kg}$**

Smallest distance from peaks to all points 3 dB below =  $9.6 \text{ mm}$

Ratio of SAR at M2 to SAR at M1 =  $49.5\%$

Maximum value of SAR (measured) =  $0.639 \text{ W/kg}$



**Plot 27 LTE Band 5 1RB Left Cheek Middle**

Date: 2022/11/30

Communication System: UID 0, LTE (0); Frequency: 829 MHz; Duty Cycle: 1:1

Medium parameters used:  $f = 829$  MHz;  $\sigma = 0.936$  S/m;  $\epsilon_r = 41.882$ ;  $\rho = 1000$  kg/m<sup>3</sup>

Ambient Temperature: 22.3 °C      Liquid Temperature: 21.5 °C

Phantom section: Left Section

DASY5 Configuration:

Sensor-Surface: 1.4mm (Mechanical Surface Detection)

Probe: EX3DV4 - SN3677; ConvF(9.34, 9.34, 9.34); Calibrated: 2022/7/8

Electronics: DAE4 SN1317; Calibrated: 2022/6/13

Phantom: SAM1; Type: SAM; Serial: TP-1534

Measurement SW: DASY52, Version 52.10 (4); SEMCAD X Version 14.6.14 (7483)

**Left Cheek Low/Area Scan (8x14x1):** Measurement grid: dx=15mm, dy=15mm

Maximum value of SAR (measured) = 0.159 W/kg

**Left Cheek Low/Zoom Scan (5x5x7)/Cube 0:** Measurement grid: dx=8mm, dy=8mm, dz=5mm

Reference Value = 4.730 V/m; Power Drift = 0.035 dB


Peak SAR (extrapolated) = 0.197 W/kg

**SAR(1 g) = 0.158 W/kg; SAR(10 g) = 0.119 W/kg**

Smallest distance from peaks to all points 3 dB below = 21 mm

Ratio of SAR at M2 to SAR at M1 = 79.4%

Maximum value of SAR (measured) = 0.164 W/kg



**Plot 28 LTE Band 7 1RB Right Cheek Low**

Date: 2022/12/9

Communication System: UID 0, LTE (0); Frequency: 2510 MHz; Duty Cycle: 1:1

Medium parameters used:  $f = 2510$  MHz;  $\sigma = 1.91$  S/m;  $\epsilon_r = 37.398$ ;  $\rho = 1000$  kg/m<sup>3</sup>

Ambient Temperature: 22.3 °C      Liquid Temperature: 21.5 °C

Phantom section: Right Section

DASY5 Configuration:

Sensor-Surface: 1.4mm (Mechanical Surface Detection)

Probe: EX3DV4 - SN3677; ConvF(7.27, 7.27, 7.27); Calibrated: 2022/7/8

Electronics: DAE4 SN1317; Calibrated: 2022/6/13

Phantom: SAM1; Type: SAM; Serial: TP-1534

Measurement SW: DASY52, Version 52.10 (4); SEMCAD X Version 14.6.14 (7483)

**Right Cheek Low/Area Scan (10x18x1):** Measurement grid: dx=12mm, dy=12mm

Maximum value of SAR (measured) = 0.420 W/kg

**Right Cheek Low/Zoom Scan (7x7x7)/Cube 0:** Measurement grid: dx=5mm, dy=5mm, dz=5mm

Reference Value = 5.472 V/m; Power Drift = 0.057 dB

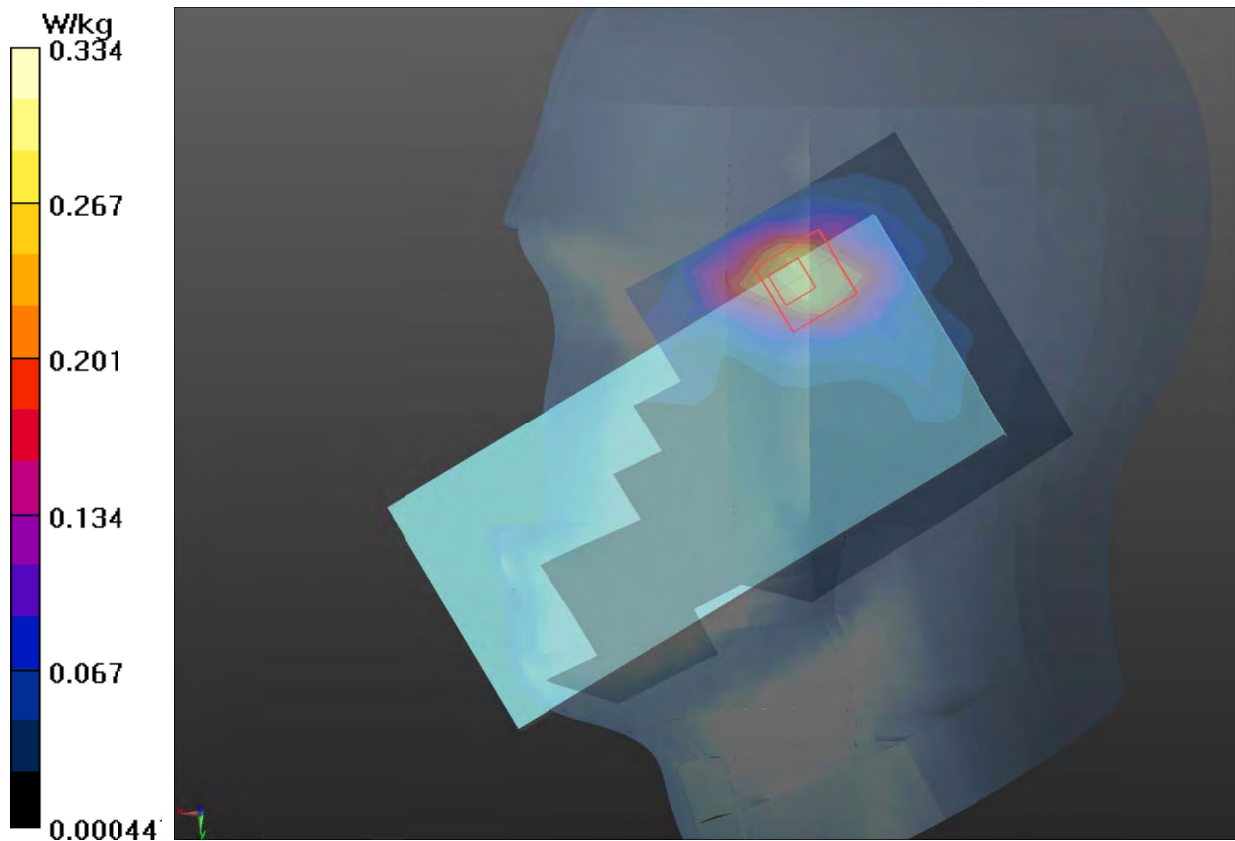
Peak SAR (extrapolated) = 0.688 W/kg

**SAR(1 g) = 0.329 W/kg; SAR(10 g) = 0.170 W/kg**

Smallest distance from peaks to all points 3 dB below = 10.2 mm

Ratio of SAR at M2 to SAR at M1 = 45.3%

Maximum value of SAR (measured) = 0.514 W/kg



**Plot 29 LTE Band 12 1RB Left Cheek Low (Battery 2)**

Date: 2022/12/7

Communication System: UID 0, LTE (0); Frequency: 704 MHz; Duty Cycle: 1:1

Medium parameters used:  $f = 704 \text{ MHz}$ ;  $\sigma = 0.894 \text{ S/m}$ ;  $\epsilon_r = 42.223$ ;  $\rho = 1000 \text{ kg/m}^3$

Ambient Temperature:  $22.3 \text{ }^\circ\text{C}$       Liquid Temperature:  $21.5 \text{ }^\circ\text{C}$

Phantom section: Left Section

DASY5 Configuration:

Sensor-Surface: 1.4mm (Mechanical Surface Detection)

Probe: EX3DV4 - SN3677; ConvF(9.63, 9.63, 9.63); Calibrated: 2022/7/8

Electronics: DAE4 SN1317; Calibrated: 2022/6/13

Phantom: SAM1; Type: SAM; Serial: TP-1534

Measurement SW: DASY52, Version 52.10 (4); SEMCAD X Version 14.6.14 (7483)

**Left Cheek Low/Area Scan (8x14x1):** Measurement grid:  $dx=15\text{mm}$ ,  $dy=15\text{mm}$

Maximum value of SAR (measured) =  $0.138 \text{ W/kg}$

**Left Cheek Low/Zoom Scan (5x5x7)/Cube 0:** Measurement grid:  $dx=8\text{mm}$ ,  $dy=8\text{mm}$ ,  $dz=5\text{mm}$

Reference Value =  $6.440 \text{ V/m}$ ; Power Drift =  $0.052 \text{ dB}$

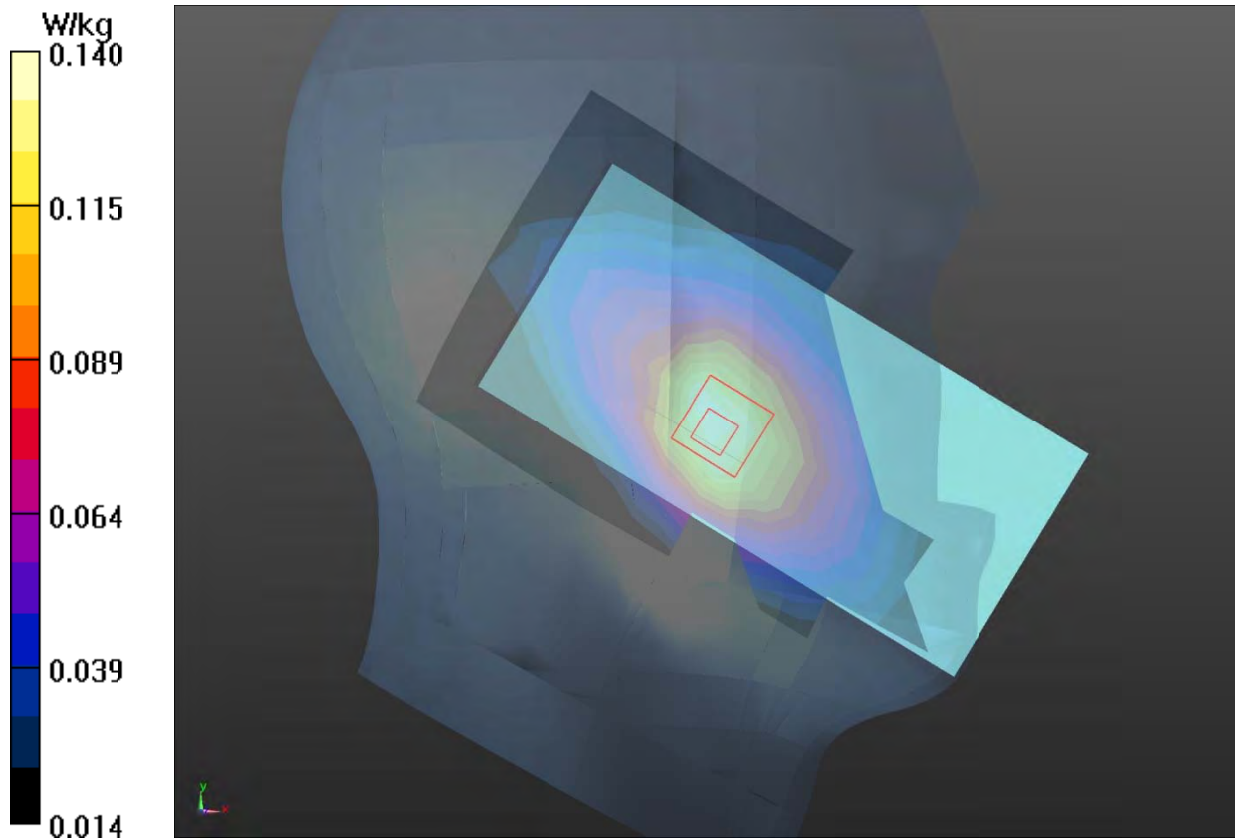
Peak SAR (extrapolated) =  $0.172 \text{ W/kg}$

**SAR(1 g) =  $0.132 \text{ W/kg}$ ; SAR(10 g) =  $0.091 \text{ W/kg}$**

Smallest distance from peaks to all points 3 dB below =  $21 \text{ mm}$

Ratio of SAR at M2 to SAR at M1 =  $77.4\%$

Maximum value of SAR (measured) =  $0.140 \text{ W/kg}$



**Plot 30 LTE Band 13 1RB Left Cheek Low (Battery 2)**

Date: 2022/12/7

Communication System: UID 0, LTE (0); Frequency: 782 MHz; Duty Cycle: 1:1

Medium parameters used:  $f = 782 \text{ MHz}$ ;  $\sigma = 0.921 \text{ S/m}$ ;  $\epsilon_r = 41.805$ ;  $\rho = 1000 \text{ kg/m}^3$ Ambient Temperature:  $22.3 \text{ }^\circ\text{C}$       Liquid Temperature:  $21.5 \text{ }^\circ\text{C}$ 

Phantom section: Left Section

DASY5 Configuration:

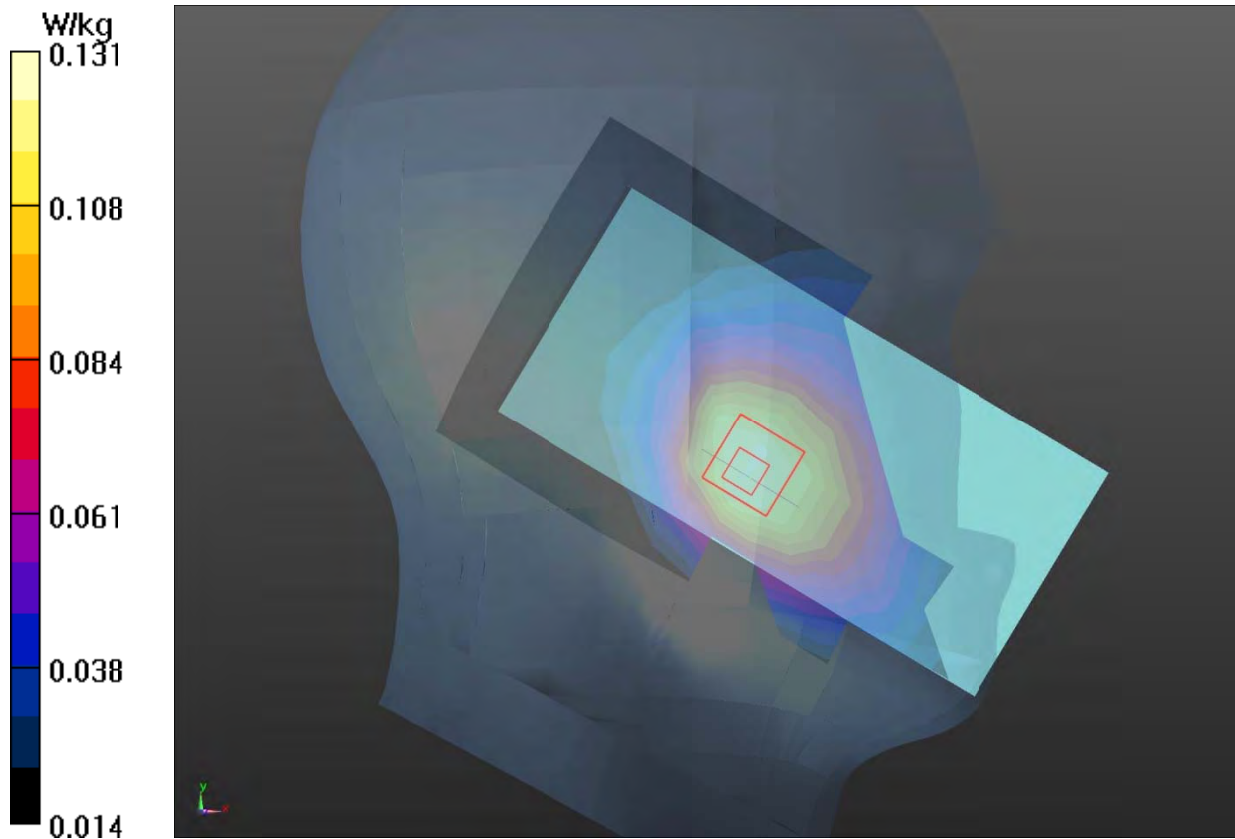
Sensor-Surface: 1.4mm (Mechanical Surface Detection)

Probe: EX3DV4 - SN3677; ConvF(9.63, 9.63, 9.63); Calibrated: 2022/7/8

Electronics: DAE4 SN1317; Calibrated: 2022/6/13

Phantom: SAM1; Type: SAM; Serial: TP-1534

Measurement SW: DASY52, Version 52.10 (4); SEMCAD X Version 14.6.14 (7483)

**Left Cheek Middle/Area Scan (8x14x1):** Measurement grid:  $dx=15\text{mm}$ ,  $dy=15\text{mm}$ Maximum value of SAR (measured) =  $0.128 \text{ W/kg}$ **Left Cheek Middle/Zoom Scan (5x5x7)/Cube 0:** Measurement grid:  $dx=8\text{mm}$ ,  $dy=8\text{mm}$ ,  $dz=5\text{mm}$ Reference Value =  $3.943 \text{ V/m}$ ; Power Drift =  $0.023 \text{ dB}$ Peak SAR (extrapolated) =  $0.157 \text{ W/kg}$ **SAR(1 g) =  $0.125 \text{ W/kg}$ ; SAR(10 g) =  $0.095 \text{ W/kg}$** Smallest distance from peaks to all points 3 dB below =  $22.1 \text{ mm}$ Ratio of SAR at M2 to SAR at M1 =  $80.1\%$ Maximum value of SAR (measured) =  $0.131 \text{ W/kg}$ 



**Plot 31 LTE Band 26 1RB Left Cheek Middle**

Date: 2022/11/30

Communication System: UID 0, LTE (0); Frequency: 831.5 MHz; Duty Cycle: 1:1

Medium parameters used (interpolated):  $f = 831.5$  MHz;  $\sigma = 0.937$  S/m;  $\epsilon_r = 41.874$ ;  $\rho = 1000$  kg/m<sup>3</sup>

Ambient Temperature: 22.3 °C      Liquid Temperature: 21.5 °C

Phantom section: Left Section

DASY5 Configuration:

Sensor-Surface: 1.4mm (Mechanical Surface Detection)

Probe: EX3DV4 - SN3677; ConvF(9.34, 9.34, 9.34); Calibrated: 2022/7/8

Electronics: DAE4 SN1317; Calibrated: 2022/6/13

Phantom: SAM1; Type: SAM; Serial: TP-1534

Measurement SW: DASY52, Version 52.10 (4); SEMCAD X Version 14.6.14 (7483)

**Left Cheek Middle/Area Scan (8x14x1):** Measurement grid: dx=15mm, dy=15mm

Maximum value of SAR (measured) = 0.194 W/kg

**Left Cheek Middle/Zoom Scan (5x5x7)/Cube 0:** Measurement grid: dx=8mm, dy=8mm, dz=5mm

Reference Value = 3.982 V/m; Power Drift = -0.07 dB


Peak SAR (extrapolated) = 0.241 W/kg

**SAR(1 g) = 0.190 W/kg; SAR(10 g) = 0.142 W/kg**

Smallest distance from peaks to all points 3 dB below = 20.6 mm

Ratio of SAR at M2 to SAR at M1 = 79.6%

Maximum value of SAR (measured) = 0.199 W/kg



**Plot 32 LTE Band 38 1RB Left Cheek High**

Date: 2022/12/10

Communication System: UID 0, LTE (0); Frequency: 2610 MHz; Duty Cycle: 1:1.58

Medium parameters used:  $f = 2610$  MHz;  $\sigma = 2.013$  S/m;  $\epsilon_r = 37.854$ ;  $\rho = 1000$  kg/m<sup>3</sup>

Ambient Temperature: 22.3 °C      Liquid Temperature: 21.5 °C

Phantom section: Left Section

DASY5 Configuration:

Sensor-Surface: 1.4mm (Mechanical Surface Detection)

Probe: EX3DV4 - SN3677; ConvF(7.27, 7.27, 7.27); Calibrated: 2022/7/8

Electronics: DAE4 SN1317; Calibrated: 2022/6/13

Phantom: SAM1; Type: SAM; Serial: TP-1534

Measurement SW: DASY52, Version 52.10 (4); SEMCAD X Version 14.6.14 (7483)

**Left Cheek High/Area Scan (10x18x1):** Measurement grid: dx=12mm, dy=12mm

Maximum value of SAR (measured) = 0.535 W/kg

**Left Cheek High/Zoom Scan (7x7x7)/Cube 0:** Measurement grid: dx=5mm, dy=5mm, dz=5mm

Reference Value = 6.812 V/m; Power Drift = 0.061 dB

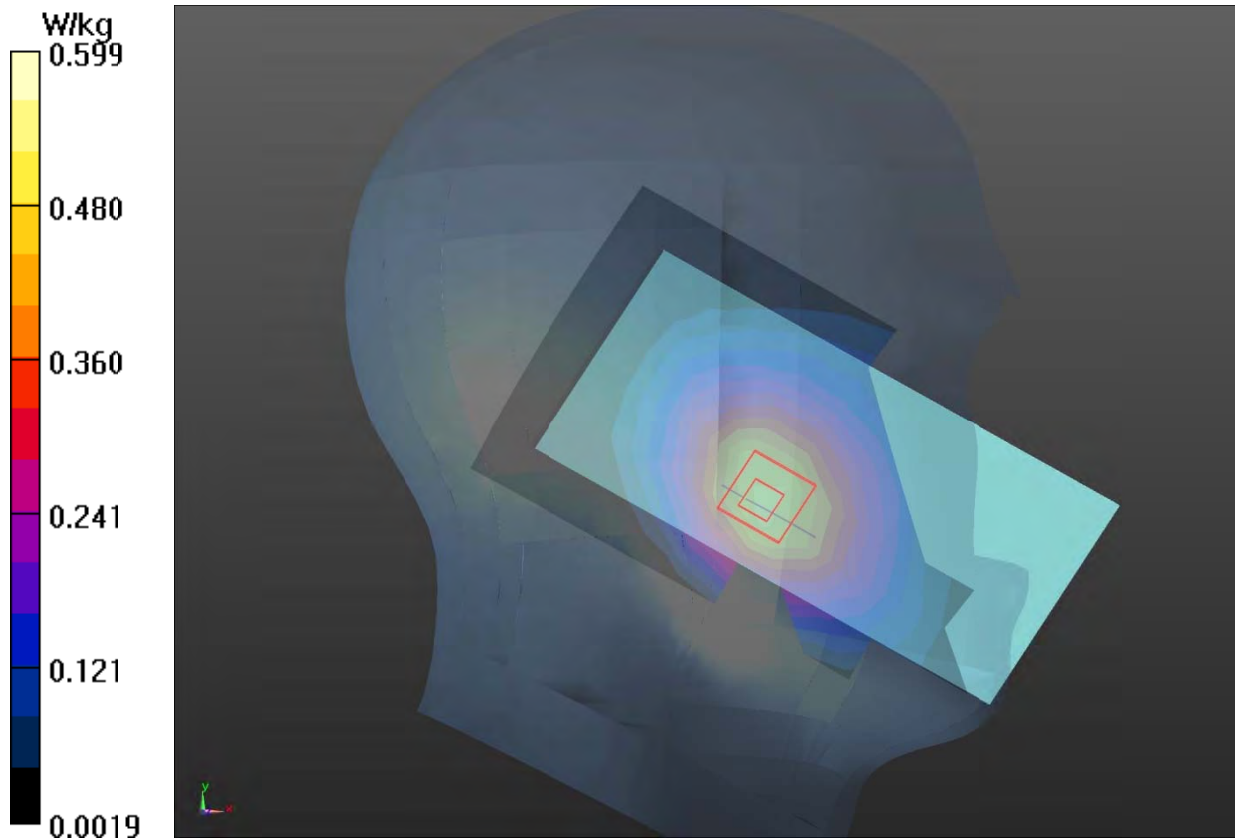
Peak SAR (extrapolated) = 1.23 W/kg

**SAR(1 g) = 0.518 W/kg; SAR(10 g) = 0.214 W/kg**

Smallest distance from peaks to all points 3 dB below = 8.8 mm

Ratio of SAR at M2 to SAR at M1 = 45.6%

Maximum value of SAR (measured) = 0.599 W/kg



**Plot 33 LTE Band 41 1RB Right Cheek Middle**

Date: 2022/12/11

Communication System: UID 0, LTE (0); Frequency: 2506 MHz; Duty Cycle: 1:1.58

Medium parameters used:  $f = 2506$  MHz;  $\sigma = 1.895$  S/m;  $\epsilon_r = 38.277$ ;  $\rho = 1000$  kg/m<sup>3</sup>

Ambient Temperature: 22.3 °C      Liquid Temperature: 21.5 °C

Phantom section: Right Section

DASY5 Configuration:

Sensor-Surface: 1.4mm (Mechanical Surface Detection)

Probe: EX3DV4 - SN3677; ConvF(7.27, 7.27, 7.27); Calibrated: 2022/7/8

Electronics: DAE4 SN1317; Calibrated: 2022/6/13

Phantom: SAM1; Type: SAM; Serial: TP-1534

Measurement SW: DASY52, Version 52.10 (4); SEMCAD X Version 14.6.14 (7483)

**Right Cheek Low/Area Scan (10x18x1):** Measurement grid: dx=12mm, dy=12mm

Maximum value of SAR (measured) = 0.585 W/kg

**Right Cheek Low/Zoom Scan (7x7x7)/Cube 0:** Measurement grid: dx=5mm, dy=5mm, dz=5mm

Reference Value = 5.934 V/m; Power Drift = 0.011 dB

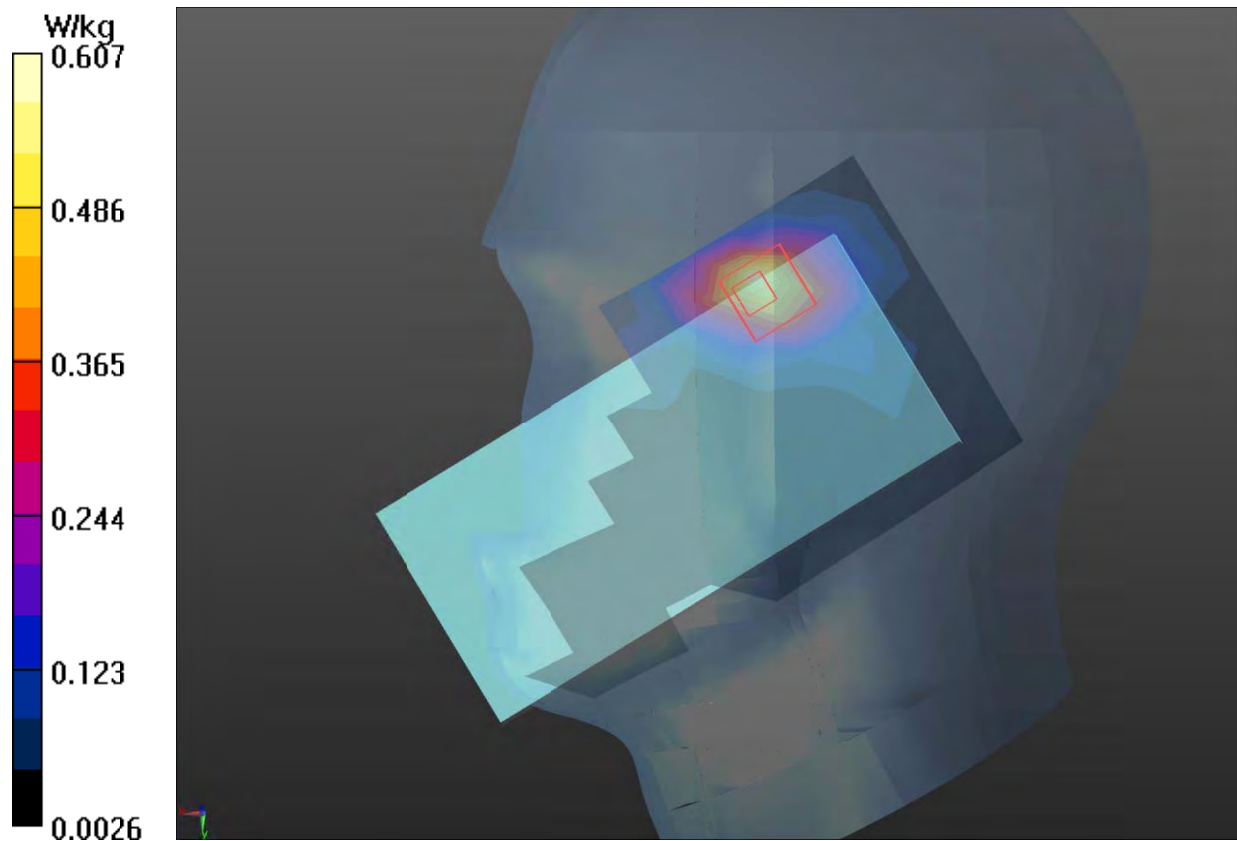
Peak SAR (extrapolated) = 0.810 W/kg

**SAR(1 g) = 0.451 W/kg; SAR(10 g) = 0.224 W/kg**

Smallest distance from peaks to all points 3 dB below = 9.3 mm

Ratio of SAR at M2 to SAR at M1 = 44.6%

Maximum value of SAR (measured) = 0.607 W/kg



**Plot 34 LTE Band 66 1RB Right Tilt High**

Date: 2022/12/5

Communication System: UID 0, LTE (0); Frequency: 1770 MHz; Duty Cycle: 1:1

Medium parameters used:  $f = 1770$  MHz;  $\sigma = 1.329$  S/m;  $\epsilon_r = 39.321$ ;  $\rho = 1000$  kg/m<sup>3</sup>

Ambient Temperature: 22.3 °C      Liquid Temperature: 21.5 °C

Phantom section: Right Section

DASY5 Configuration:

Sensor-Surface: 1.4mm (Mechanical Surface Detection)

Probe: EX3DV4 - SN3677; ConvF(8.25, 8.25, 8.25); Calibrated: 2022/7/8

Electronics: DAE4 SN1317; Calibrated: 2022/6/13

Phantom: SAM1; Type: SAM; Serial: TP-1534

Measurement SW: DASY52, Version 52.10 (4); SEMCAD X Version 14.6.14 (7483)

**Right Tilt High/Area Scan (8x14x1):** Measurement grid: dx=15mm, dy=15mm

Maximum value of SAR (measured) = 0.784 W/kg

**Right Tilt High/Zoom Scan (5x5x7)/Cube 0:** Measurement grid: dx=8mm, dy=8mm, dz=5mm

Reference Value = 19.71 V/m; Power Drift = -0.02 dB

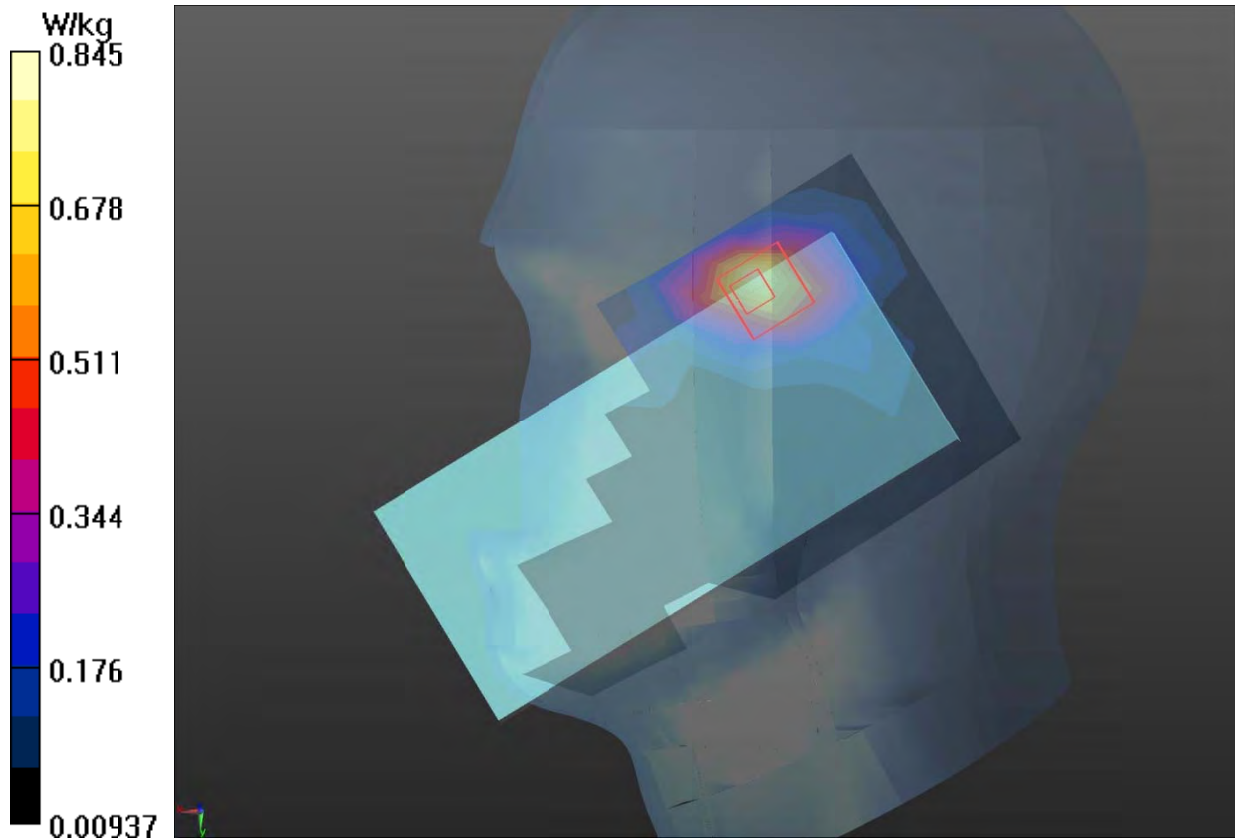
Peak SAR (extrapolated) = 1.43 W/kg

**SAR(1 g) = 0.698 W/kg; SAR(10 g) = 0.351 W/kg**

Smallest distance from peaks to all points 3 dB below = 108 mm

Ratio of SAR at M2 to SAR at M1 = 47.6%

Maximum value of SAR (measured) = 0.845 W/kg



**Plot 35 802.11b Left Cheek Middle**

Date: 2022/12/8

Communication System: UID 0, 802.11b (0); Frequency: 2437 MHz; Duty Cycle: 1:1.02

Medium parameters used:  $f = 2437$  MHz;  $\sigma = 1.819$  S/m;  $\epsilon_r = 38.476$ ;  $\rho = 1000$  kg/m<sup>3</sup>

Ambient Temperature: 22.3 °C      Liquid Temperature: 21.5 °C

Phantom section: Left Section

DASY5 Configuration:

Sensor-Surface: 1.4mm (Mechanical Surface Detection)

Probe: EX3DV4 - SN3677; ConvF(7.46, 7.46, 7.46); Calibrated: 2022/7/8

Electronics: DAE4 SN1317; Calibrated: 2022/6/13

Phantom: SAM1; Type: SAM; Serial: TP-1534

Measurement SW: DASY52, Version 52.10 (4); SEMCAD X Version 14.6.14 (7483)

**Left Cheek Middle/Area Scan (10x17x1):** Measurement grid: dx=12mm, dy=12mm

Maximum value of SAR (measured) = 0.239 W/kg

**Left Cheek Middle/Zoom Scan (7x7x7)/Cube 0:** Measurement grid: dx=5mm, dy=5mm, dz=5mm

Reference Value = 3.671 V/m; Power Drift = 0.048 dB

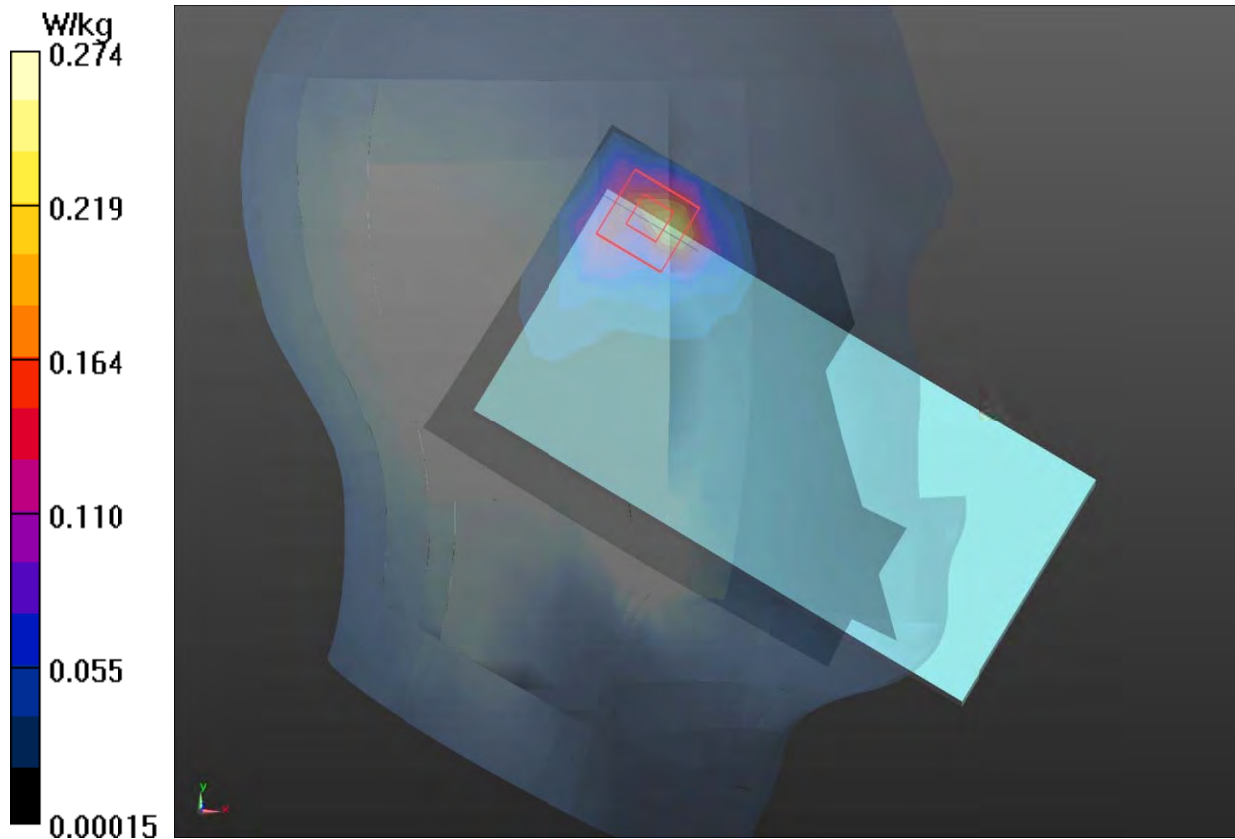
Peak SAR (extrapolated) = 0.346 W/kg

**SAR(1 g) = 0.149 W/kg; SAR(10 g) = 0.067 W/kg**

Smallest distance from peaks to all points 3 dB below = 8.1 mm

Ratio of SAR at M2 to SAR at M1 = 41.2%

Maximum value of SAR (measured) = 0.274 W/kg



**Plot 36 802.11a U-NII-2C Left Tilt Middle**

Date: 2022/12/2

Communication System: UID 0, 802.11ac 80M (0); Frequency: 5610 MHz; Duty Cycle: 1:1

Medium parameters used:  $f = 5610$  MHz;  $\sigma = 5.32$  S/m;  $\epsilon_r = 35.67$ ;  $\rho = 1000$  kg/m<sup>3</sup>

Ambient Temperature: 22.3 °C      Liquid Temperature: 21.5 °C

Phantom section: Left Section

DASY5 Configuration:

Sensor-Surface: 1.4mm (Mechanical Surface Detection)

Probe: EX3DV4 - SN3677; ConvF(4.97, 4.97, 4.97); Calibrated: 2022/7/8

Electronics: DAE4 SN1317; Calibrated: 2022/6/13

Phantom: SAM1; Type: SAM; Serial: TP-1534

Measurement SW: DASY52, Version 52.10 (4); SEMCAD X Version 14.6.14 (7483)

**Left Tilt Middle/Area Scan (12x21x1):** Measurement grid: dx=10mm, dy=10mm

Maximum value of SAR (measured) = 0.614 W/kg

**Left Tilt Middle/Zoom Scan (7x7x12)/Cube 0:** Measurement grid: dx=4mm, dy=4mm, dz=2mm

Reference Value = 4.288 V/m; Power Drift = 0.082 dB

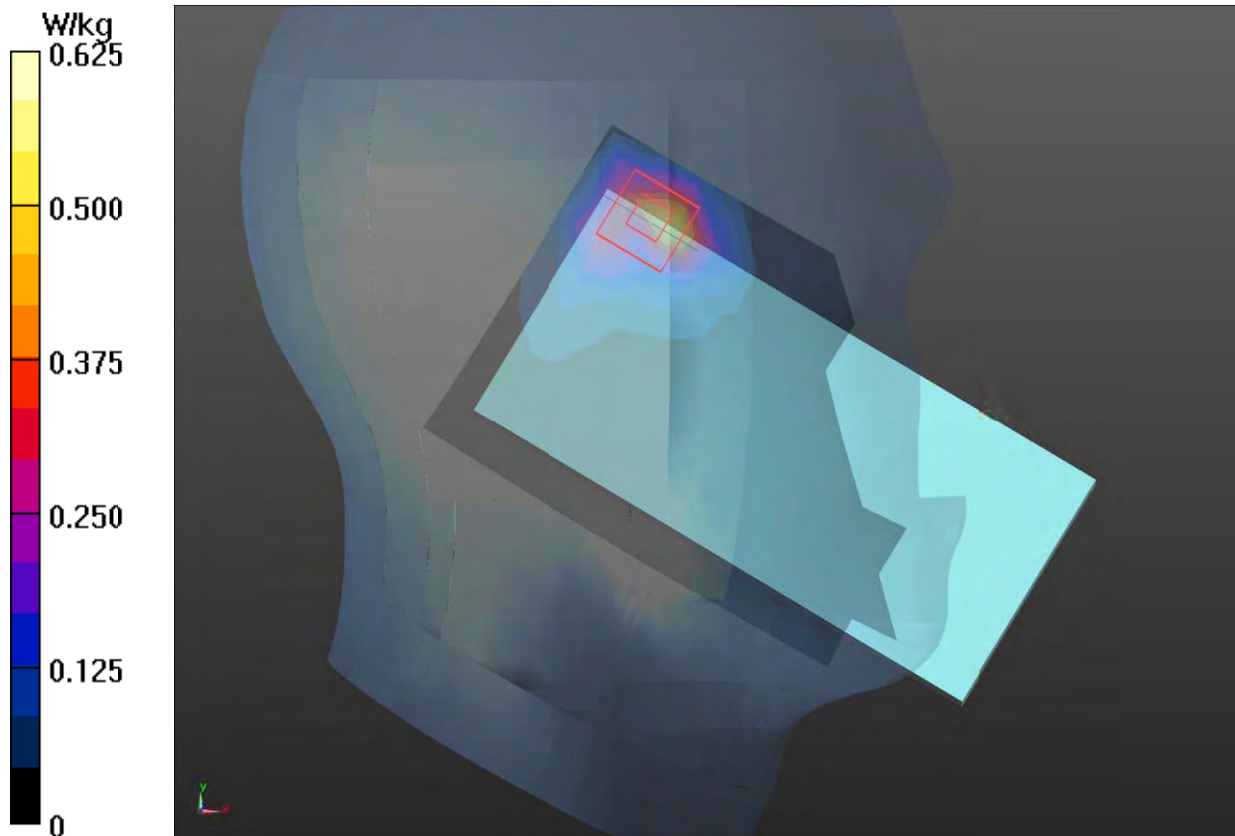
Peak SAR (extrapolated) = 1.01 W/kg

**SAR(1 g) = 0.409 W/kg; SAR(10 g) = 0.123 W/kg**

Smallest distance from peaks to all points 3 dB below = 9.1 mm

Ratio of SAR at M2 to SAR at M1 = 18.7%

Maximum value of SAR (measured) = 0.625 W/kg



**Plot 37 Bluetooth Left Cheek Middle**

Date: 2022/12/8

Communication System: UID 0, BT (0); Frequency: 2441 MHz; Duty Cycle: 1:1.30

Medium parameters used:  $f = 2441$  MHz;  $\sigma = 1.834$  S/m;  $\epsilon_r = 37.585$ ;  $\rho = 1000$  kg/m<sup>3</sup>

Ambient Temperature: 22.3 °C      Liquid Temperature: 21.5 °C

Phantom section: Left Section

DASY5 Configuration:

Sensor-Surface: 1.4mm (Mechanical Surface Detection)

Probe: EX3DV4 - SN3677; ConvF(7.46, 7.46, 7.46); Calibrated: 2022/7/8

Electronics: DAE4 SN1317; Calibrated: 2022/6/13

Phantom: SAM1; Type: SAM; Serial: TP-1534

Measurement SW: DASY52, Version 52.10 (4); SEMCAD X Version 14.6.14 (7483)

**Left Cheek Middle/Area Scan (10x17x1):** Measurement grid: dx=12mm, dy=12mm

Maximum value of SAR (measured) = 0.074 W/kg

**Left Cheek Middle/Zoom Scan (7x7x7)/Cube 0:** Measurement grid: dx=5mm, dy=5mm, dz=5mm

Reference Value = 0.7760 V/m; Power Drift = 0.052 dB

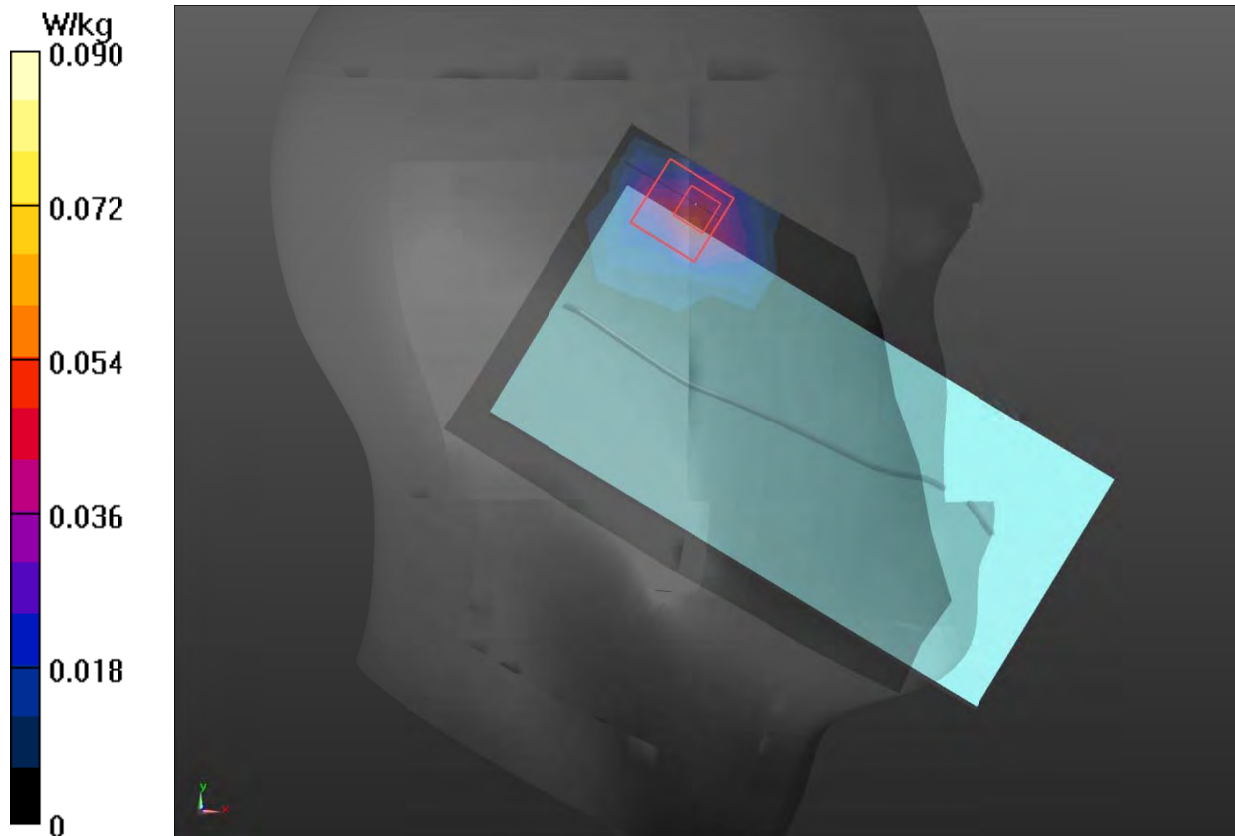
Peak SAR (extrapolated) = 0.123 W/kg

**SAR(1 g) = 0.067 W/kg; SAR(10 g) = 0.026 W/kg**

Smallest distance from peaks to all points 3 dB below = 11.2 mm

Ratio of SAR at M2 to SAR at M1 = 36.4%

Maximum value of SAR (measured) = 0.090 W/kg



**Plot 38 GSM 850 Back Side Middle (Distance 15mm) (Battery 2)**

Date: 2022/11/29

Communication System: UID 0, GSM (0); Frequency: 836.6 MHz; Duty Cycle: 1:8.3

Medium parameters used:  $f = 836.6$  MHz;  $\sigma = 0.939$  S/m;  $\epsilon_r = 41.856$ ;  $\rho = 1000$  kg/m<sup>3</sup>

Ambient Temperature: 22.3 °C      Liquid Temperature: 21.5 °C

Phantom section: Flat Section

DASY5 Configuration:

Sensor-Surface: 1.4mm (Mechanical Surface Detection)

Probe: EX3DV4 - SN3677; ConvF(9.34, 9.34, 9.34); Calibrated: 2022/7/8

Electronics: DAE4 SN1317; Calibrated: 2022/6/13

Phantom: SAM1; Type: SAM; Serial: TP-1534

Measurement SW: DASY52, Version 52.10 (4); SEMCAD X Version 14.6.14 (7483)

**Back Side Middle/Area Scan (8x14x1):** Measurement grid: dx=15mm, dy=15mm

Maximum value of SAR (measured) = 0.203 W/kg

**Back Side Middle/Zoom Scan (5x5x7)/Cube 0:** Measurement grid: dx=8mm, dy=8mm, dz=5mm

Reference Value = 10.94 V/m; Power Drift = 0.04 dB

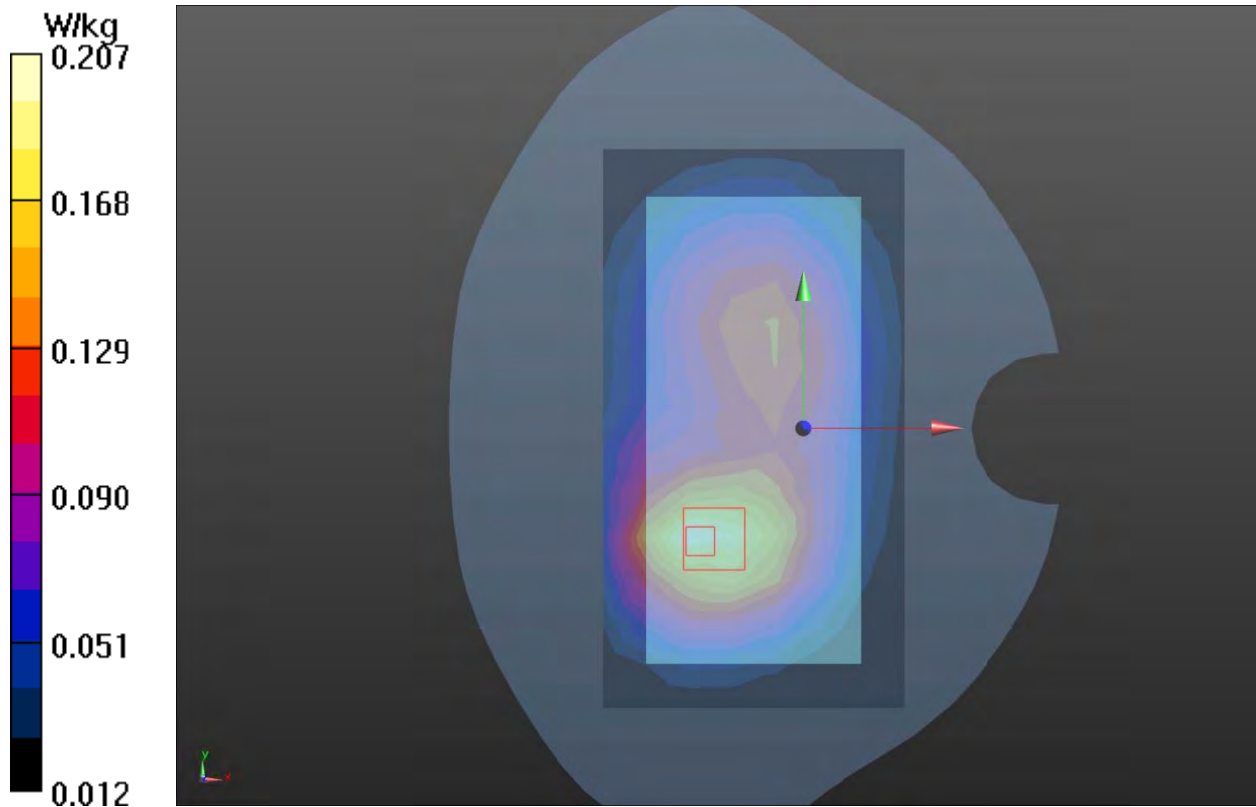
Peak SAR (extrapolated) = 0.293 W/kg

**SAR(1 g) = 0.194 W/kg; SAR(10 g) = 0.129 W/kg**

Smallest distance from peaks to all points 3 dB below = 15.2 mm

Ratio of SAR at M2 to SAR at M1 = 67.8%

Maximum value of SAR (measured) = 0.207 W/kg





**Plot 39 GSM 1900 Back Side Middle (Distance 15mm) (Battery 2)**

Date: 2022/11/30

Communication System: UID 0, GSM (0); Frequency: 1880 MHz; Duty Cycle: 1:8.3

Medium parameters used:  $f = 1880 \text{ MHz}$ ;  $\sigma = 1.437 \text{ S/m}$ ;  $\epsilon_r = 37.208$ ;  $\rho = 1000 \text{ kg/m}^3$

Ambient Temperature:  $22.3 \text{ }^\circ\text{C}$       Liquid Temperature:  $21.5 \text{ }^\circ\text{C}$

Phantom section: Flat Section

DASY5 Configuration:

Sensor-Surface: 1.4mm (Mechanical Surface Detection)

Probe: EX3DV4 - SN3677; ConvF(7.84, 7.84, 7.84); Calibrated: 2022/7/8

Electronics: DAE4 SN1317; Calibrated: 2022/6/13

Phantom: SAM1; Type: SAM; Serial: TP-1534

Measurement SW: DASY52, Version 52.10 (4); SEMCAD X Version 14.6.14 (7483)

**Back Side Middle/Area Scan (8x14x1):** Measurement grid:  $dx=15\text{mm}$ ,  $dy=15\text{mm}$

Maximum value of SAR (measured) =  $0.147 \text{ W/kg}$

**Back Side Middle/Zoom Scan (5x5x7)/Cube 0:** Measurement grid:  $dx=8\text{mm}$ ,  $dy=8\text{mm}$ ,  $dz=5\text{mm}$

Reference Value =  $6.547 \text{ V/m}$ ; Power Drift =  $-0.07 \text{ dB}$

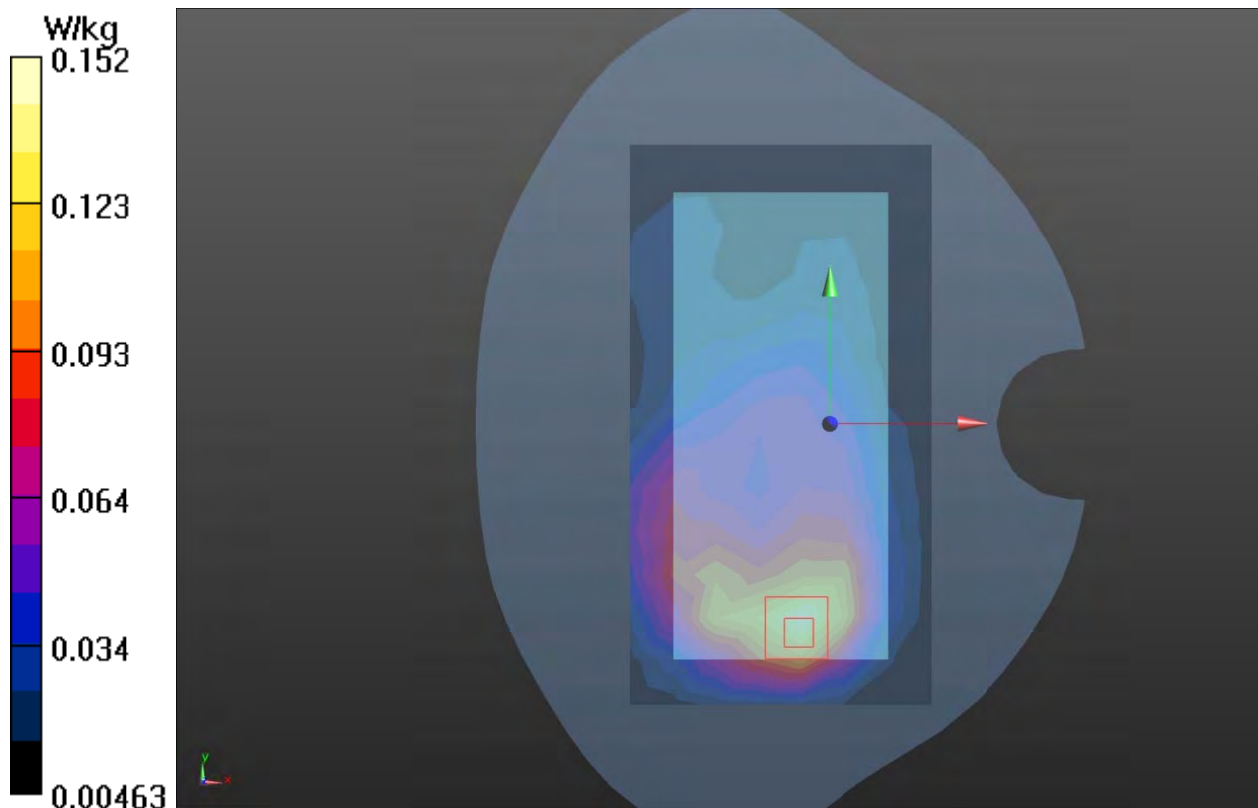
Peak SAR (extrapolated) =  $0.242 \text{ W/kg}$

**SAR(1 g) =  $0.145 \text{ W/kg}$ ; SAR(10 g) =  $0.084 \text{ W/kg}$**

Smallest distance from peaks to all points 3 dB below =  $13.8 \text{ mm}$

Ratio of SAR at M2 to SAR at M1 =  $60.8\%$

Maximum value of SAR (measured) =  $0.152 \text{ W/kg}$



**Plot 40 WCDMA Band II Back Side Middle (Distance 15mm)**

Date: 2022/12/3

Communication System: UID 0, WCDMA (0); Frequency: 1880 MHz; Duty Cycle: 1:1

Medium parameters used:  $f = 1880$  MHz;  $\sigma = 1.437$  S/m;  $\epsilon_r = 37.208$ ;  $\rho = 1000$  kg/m<sup>3</sup>

Ambient Temperature: 22.3 °C      Liquid Temperature: 21.5 °C

Phantom section: Flat Section

DASY5 Configuration:

Sensor-Surface: 1.4mm (Mechanical Surface Detection)

Probe: EX3DV4 - SN3677; ConvF(7.84, 7.84, 7.84); Calibrated: 2022/7/8

Electronics: DAE4 SN1317; Calibrated: 2022/6/13

Phantom: SAM1; Type: SAM; Serial: TP-1534

Measurement SW: DASY52, Version 52.10 (4); SEMCAD X Version 14.6.14 (7483)

**Back Side Middle/Area Scan (8x14x1):** Measurement grid: dx=15mm, dy=15mm

Maximum value of SAR (measured) = 0.301 W/kg

**Back Side Middle/Zoom Scan (5x5x7)/Cube 0:** Measurement grid: dx=8mm, dy=8mm, dz=5mm

Reference Value = 8.503 V/m; Power Drift = 0.12 dB

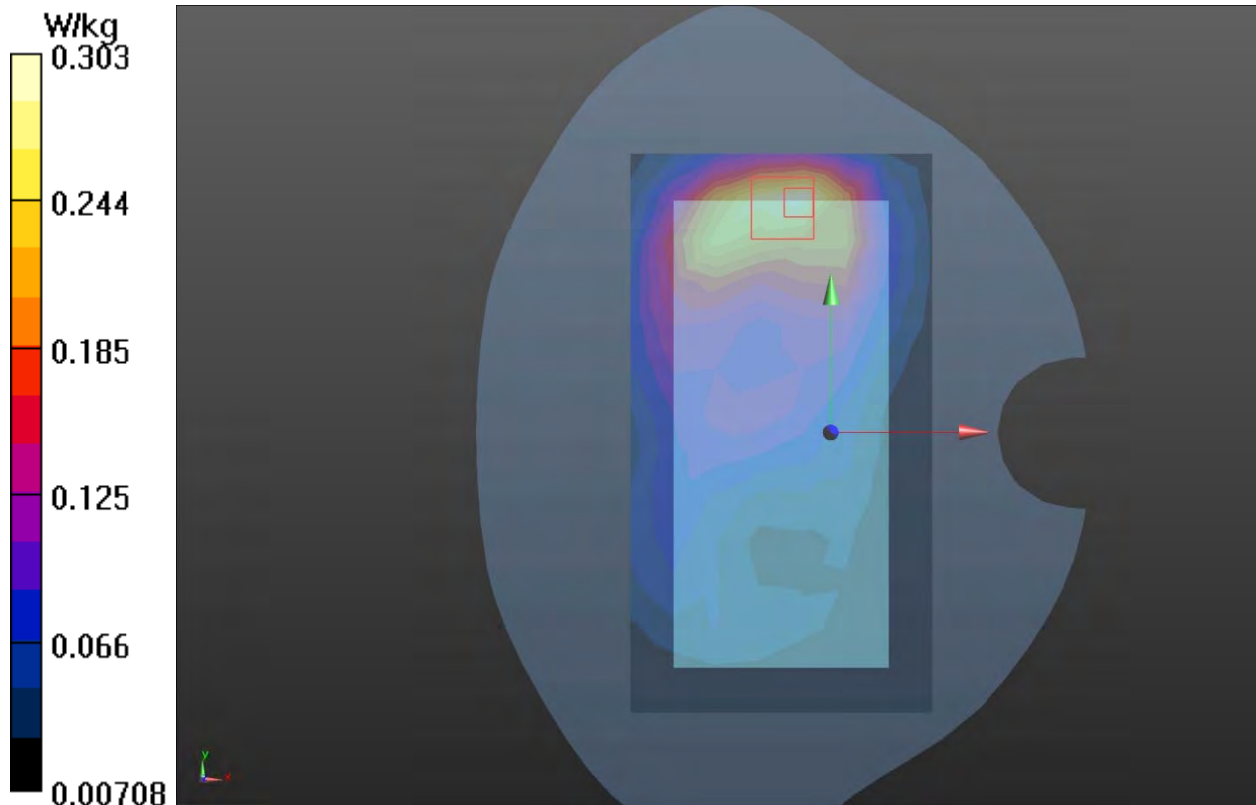
Peak SAR (extrapolated) = 0.468 W/kg

**SAR(1 g) = 0.278 W/kg; SAR(10 g) = 0.165 W/kg**

Smallest distance from peaks to all points 3 dB below = 15.8 mm

Ratio of SAR at M2 to SAR at M1 = 60.1%

Maximum value of SAR (measured) = 0.303 W/kg



**Plot 41 WCDMA Band IV Back Side Middle (Distance 15mm) (Battery 2)**

Date: 2022/12/5

Communication System: UID 0, WCDMA (0); Frequency: 1732.6 MHz; Duty Cycle: 1:1

Medium parameters used:  $f = 1732.6$  MHz;  $\sigma = 1.301$  S/m;  $\epsilon_r = 39.491$ ;  $\rho = 1000$  kg/m<sup>3</sup>

Ambient Temperature: 22.3 °C      Liquid Temperature: 21.5 °C

Phantom section: Flat Section

DASY5 Configuration:

Sensor-Surface: 1.4mm (Mechanical Surface Detection)

Probe: EX3DV4 - SN3677; ConvF(8.25, 8.25, 8.25); Calibrated: 2022/7/8

Electronics: DAE4 SN1317; Calibrated: 2022/6/13

Phantom: SAM1; Type: SAM; Serial: TP-1534

Measurement SW: DASY52, Version 52.10 (4); SEMCAD X Version 14.6.14 (7483)

**Back Side Middle/Area Scan (8x14x1):** Measurement grid: dx=15mm, dy=15mm

Maximum value of SAR (measured) = 0.223 W/kg

**Back Side Middle/Zoom Scan (5x5x7)/Cube 0:** Measurement grid: dx=8mm, dy=8mm, dz=5mm

Reference Value = 7.288 V/m; Power Drift = 0.10 dB

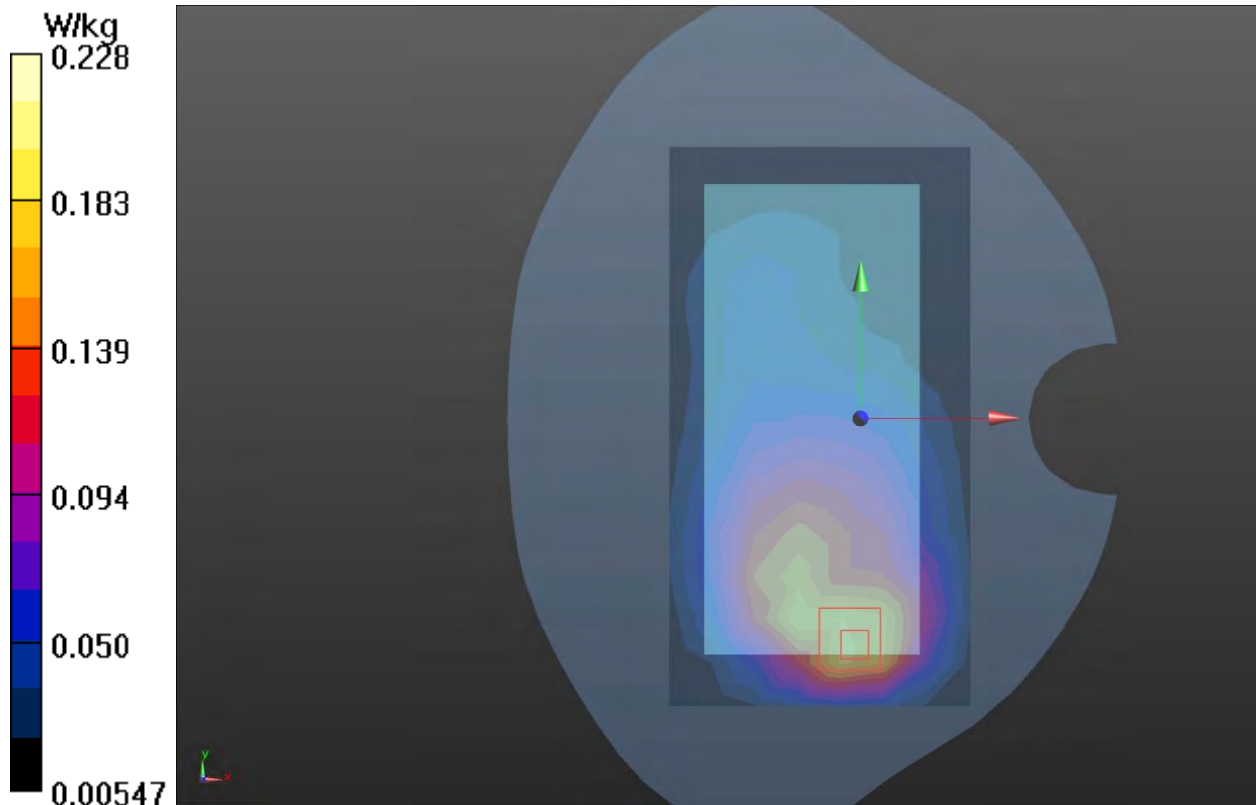
Peak SAR (extrapolated) = 0.336 W/kg

**SAR(1 g) = 0.209 W/kg; SAR(10 g) = 0.125 W/kg**

Smallest distance from peaks to all points 3 dB below = 13.2 mm

Ratio of SAR at M2 to SAR at M1 = 62.9%

Maximum value of SAR (measured) = 0.228 W/kg



**Plot 42 WCDMA Band V Back Side Middle (Distance 15mm) (Battery 2)**

Date: 2022/11/29

Communication System: UID 0, WCDMA (0); Frequency: 836.6 MHz; Duty Cycle: 1:1

Medium parameters used:  $f = 836.6$  MHz;  $\sigma = 0.939$  S/m;  $\epsilon_r = 41.856$ ;  $\rho = 1000$  kg/m<sup>3</sup>

Ambient Temperature: 22.3 °C      Liquid Temperature: 21.5 °C

Phantom section: Flat Section

DASY5 Configuration:

Sensor-Surface: 1.4mm (Mechanical Surface Detection)

Probe: EX3DV4 - SN3677; ConvF(9.34, 9.34, 9.34); Calibrated: 2022/7/8

Electronics: DAE4 SN1317; Calibrated: 2022/6/13

Phantom: SAM1; Type: SAM; Serial: TP-1534

Measurement SW: DASY52, Version 52.10 (4); SEMCAD X Version 14.6.14 (7483)

**Back Side Middle/Area Scan (8x14x1):** Measurement grid: dx=15mm, dy=15mm

Maximum value of SAR (measured) = 0.269 W/kg

**Back Side Middle/Zoom Scan (5x5x7)/Cube 0:** Measurement grid: dx=8mm, dy=8mm, dz=5mm

Reference Value = 12.05 V/m; Power Drift = 0.06 dB

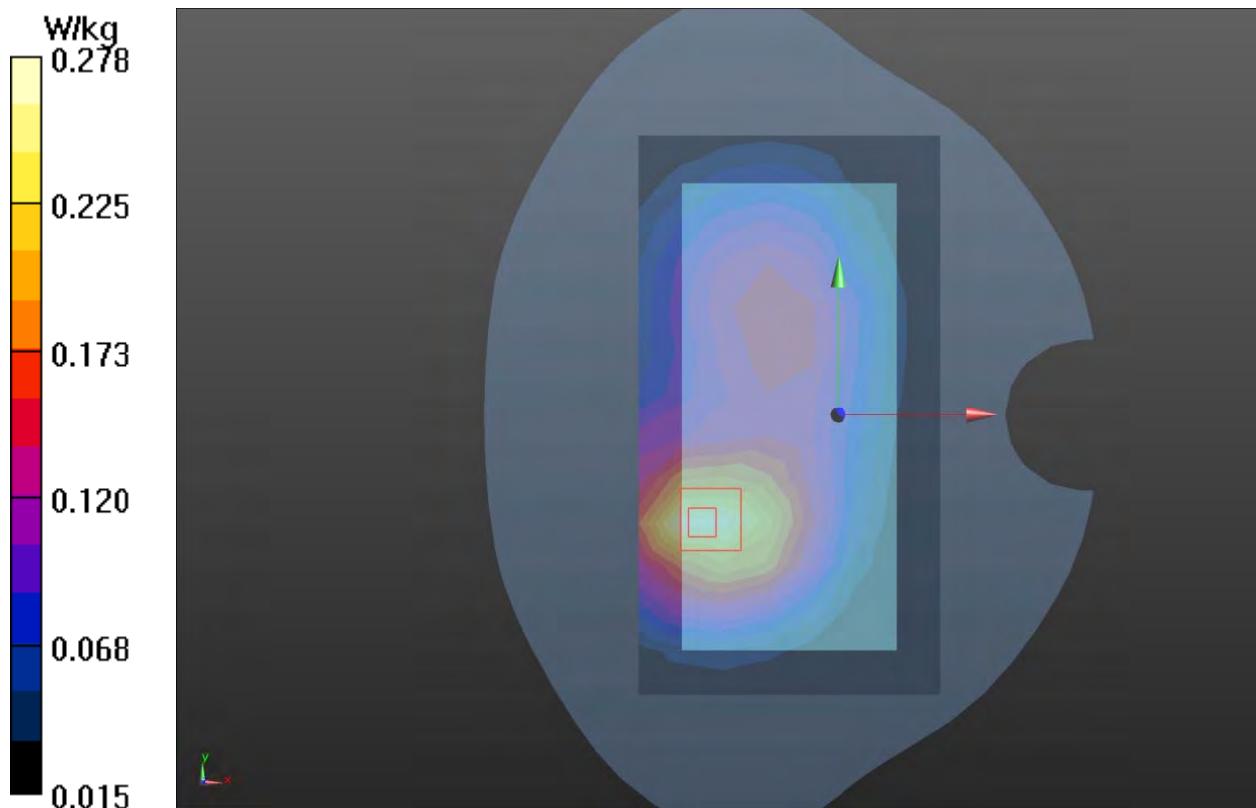
Peak SAR (extrapolated) = 0.390 W/kg

**SAR(1 g) = 0.256 W/kg; SAR(10 g) = 0.169 W/kg**

Smallest distance from peaks to all points 3 dB below = 23.8 mm

Ratio of SAR at M2 to SAR at M1 = 64.5%

Maximum value of SAR (measured) = 0.278 W/kg



**Plot 43 LTE Band 2 50%RB Back Side Middle (Distance 15mm)**

Date: 2022/12/4

Communication System: UID 0, LTE (0); Frequency: 1880 MHz; Duty Cycle: 1:1

Medium parameters used:  $f = 1880$  MHz;  $\sigma = 1.437$  S/m;  $\epsilon_r = 37.208$ ;  $\rho = 1000$  kg/m<sup>3</sup>

Ambient Temperature: 22.3 °C      Liquid Temperature: 21.5 °C

Phantom section: Flat Section

DASY5 Configuration:

Sensor-Surface: 1.4mm (Mechanical Surface Detection)

Probe: EX3DV4 - SN3677; ConvF(7.84, 7.84, 7.84); Calibrated: 2022/7/8

Electronics: DAE4 SN1317; Calibrated: 2022/6/13

Phantom: SAM1; Type: SAM; Serial: TP-1534

Measurement SW: DASY52, Version 52.10 (4); SEMCAD X Version 14.6.14 (7483)

**Back Side Middle/Area Scan (8x14x1):** Measurement grid: dx=15mm, dy=15mm

Maximum value of SAR (measured) = 0.323 W/kg

**Back Side Middle/Zoom Scan (5x5x7)/Cube 0:** Measurement grid: dx=8mm, dy=8mm, dz=5mm

Reference Value = 10.45 V/m; Power Drift = 0.09 dB

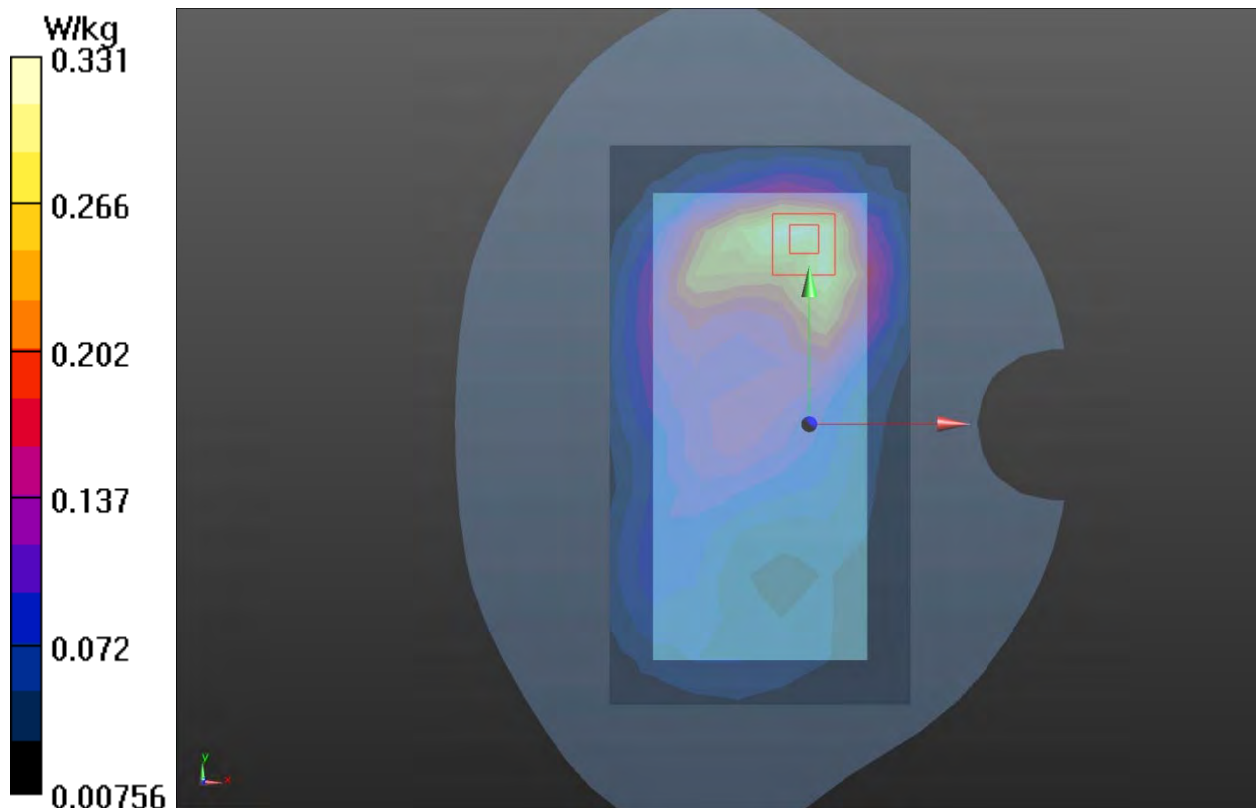
Peak SAR (extrapolated) = 0.521 W/kg

**SAR(1 g) = 0.309 W/kg; SAR(10 g) = 0.183 W/kg**

Smallest distance from peaks to all points 3 dB below = 14.3 mm

Ratio of SAR at M2 to SAR at M1 = 59.5%

Maximum value of SAR (measured) = 0.331 W/kg



**Plot 44 LTE Band 5 1RB Back Side Middle (Distance 15mm) (Battery 2)**

Date: 2022/11/30

Communication System: UID 0, LTE (0); Frequency: 829 MHz; Duty Cycle: 1:1

Medium parameters used:  $f = 829 \text{ MHz}$ ;  $\sigma = 0.936 \text{ S/m}$ ;  $\epsilon_r = 41.882$ ;  $\rho = 1000 \text{ kg/m}^3$

Ambient Temperature:  $22.3 \text{ }^\circ\text{C}$       Liquid Temperature:  $21.5 \text{ }^\circ\text{C}$

Phantom section: Flat Section

DASY5 Configuration:

Sensor-Surface: 1.4mm (Mechanical Surface Detection)

Probe: EX3DV4 - SN3677; ConvF(9.34, 9.34, 9.34); Calibrated: 2022/7/8

Electronics: DAE4 SN1317; Calibrated: 2022/6/13

Phantom: SAM1; Type: SAM; Serial: TP-1534

Measurement SW: DASY52, Version 52.10 (4); SEMCAD X Version 14.6.14 (7483)

**Back Side Low/Area Scan (8x14x1):** Measurement grid:  $dx=15\text{mm}$ ,  $dy=15\text{mm}$

Maximum value of SAR (measured) =  $0.297 \text{ W/kg}$

**Back Side Low/Zoom Scan (5x5x7)/Cube 0:** Measurement grid:  $dx=8\text{mm}$ ,  $dy=8\text{mm}$ ,  $dz=5\text{mm}$

Reference Value =  $11.77 \text{ V/m}$ ; Power Drift =  $-0.06 \text{ dB}$

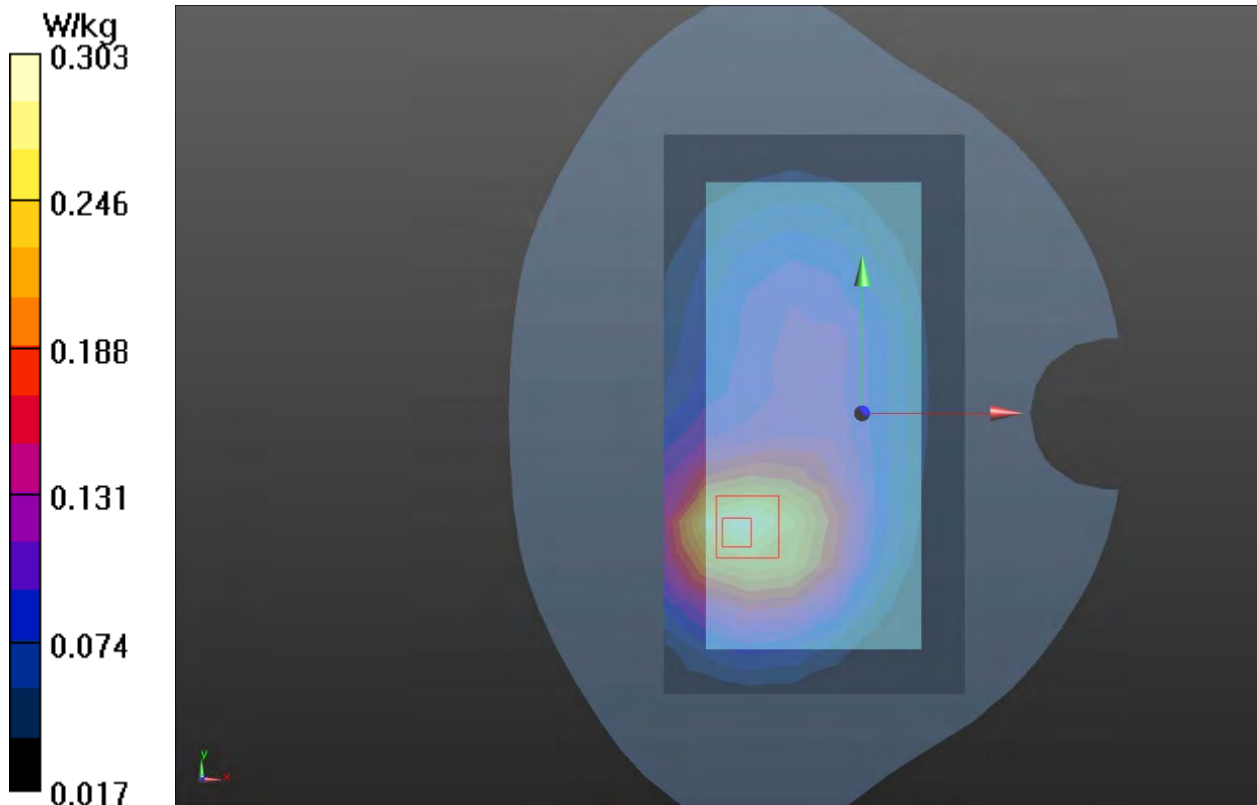
Peak SAR (extrapolated) =  $0.436 \text{ W/kg}$

**SAR(1 g) =  $0.283 \text{ W/kg}$ ; SAR(10 g) =  $0.184 \text{ W/kg}$**

Smallest distance from peaks to all points 3 dB below =  $14.3\text{mm}$

Ratio of SAR at M2 to SAR at M1 =  $67\%$

Maximum value of SAR (measured) =  $0.303 \text{ W/kg}$



**Plot 45 LTE Band 7 1RB Back Side Low (Distance 15mm) (Battery 2)**

Date: 2022/12/12

Communication System: UID 0, LTE (0); Frequency: 2510 MHz; Duty Cycle: 1:1

Medium parameters used:  $f = 2510$  MHz;  $\sigma = 1.9$  S/m;  $\epsilon_r = 38.262$ ;  $\rho = 1000$  kg/m<sup>3</sup>

Ambient Temperature: 22.3 °C      Liquid Temperature: 21.5 °C

Phantom section: Flat Section

DASY5 Configuration:

Sensor-Surface: 1.4mm (Mechanical Surface Detection)

Probe: EX3DV4 - SN3677; ConvF(7.27, 7.27, 7.27); Calibrated: 2022/7/8

Electronics: DAE4 SN1317; Calibrated: 2022/6/13

Phantom: SAM1; Type: SAM; Serial: TP-1534

Measurement SW: DASY52, Version 52.10 (4); SEMCAD X Version 14.6.14 (7483)

**Back Side Low/Area Scan (10x18x1):** Measurement grid: dx=12mm, dy=12mm

Maximum value of SAR (measured) = 0.282 W/kg

**Back Side Low/Zoom Scan (7x7x7)/Cube 0:** Measurement grid: dx=5mm, dy=5mm, dz=5mm

Reference Value = 3.805 V/m; Power Drift = -0.02 dB

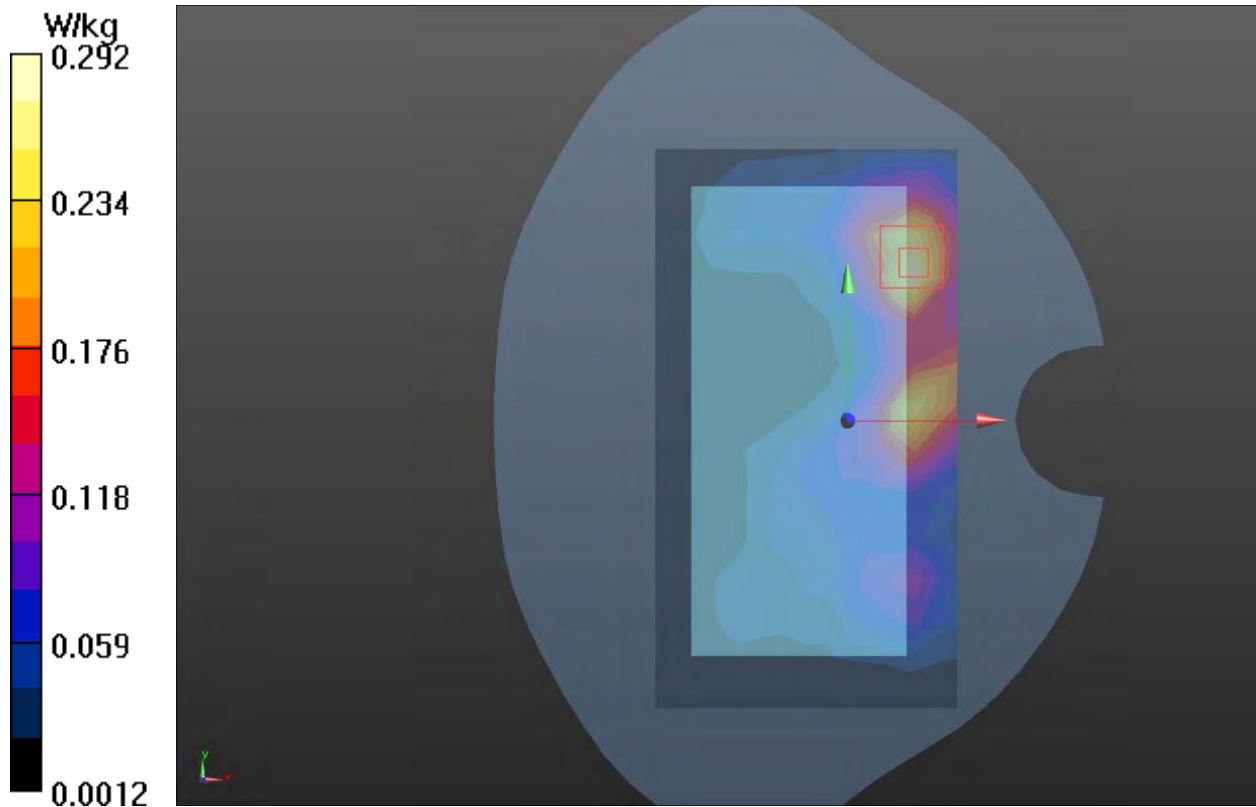
Peak SAR (extrapolated) = 0.499 W/kg

**SAR(1 g) = 0.265 W/kg; SAR(10 g) = 0.141 W/kg**

Smallest distance from peaks to all points 3 dB below = 14.4 mm

Ratio of SAR at M2 to SAR at M1 = 53.9%

Maximum value of SAR (measured) = 0.292 W/kg



**Plot 46 LTE Band 12 1RB Back Side Low (Distance 15mm)**

Date: 2022/12/7

Communication System: UID 0, LTE (0); Frequency: 704 MHz; Duty Cycle: 1:1

Medium parameters used:  $f = 704$  MHz;  $\sigma = 0.894$  S/m;  $\epsilon_r = 42.223$ ;  $\rho = 1000$  kg/m<sup>3</sup>

Ambient Temperature: 22.3 °C      Liquid Temperature: 21.5 °C

Phantom section: Flat Section

DASY5 Configuration:

Sensor-Surface: 1.4mm (Mechanical Surface Detection)

Probe: EX3DV4 - SN3677; ConvF(9.63, 9.63, 9.63); Calibrated: 2022/7/8

Electronics: DAE4 SN1317; Calibrated: 2022/6/13

Phantom: SAM1; Type: SAM; Serial: TP-1534

Measurement SW: DASY52, Version 52.10 (4); SEMCAD X Version 14.6.14 (7483)

**Back Side Low/Area Scan (8x14x1):** Measurement grid: dx=15mm, dy=15mm

Maximum value of SAR (measured) = 0.229 W/kg

**Back Side Low/Zoom Scan (5x5x7)/Cube 0:** Measurement grid: dx=8mm, dy=8mm, dz=5mm

Reference Value = 10.88 V/m; Power Drift = 0.021 dB

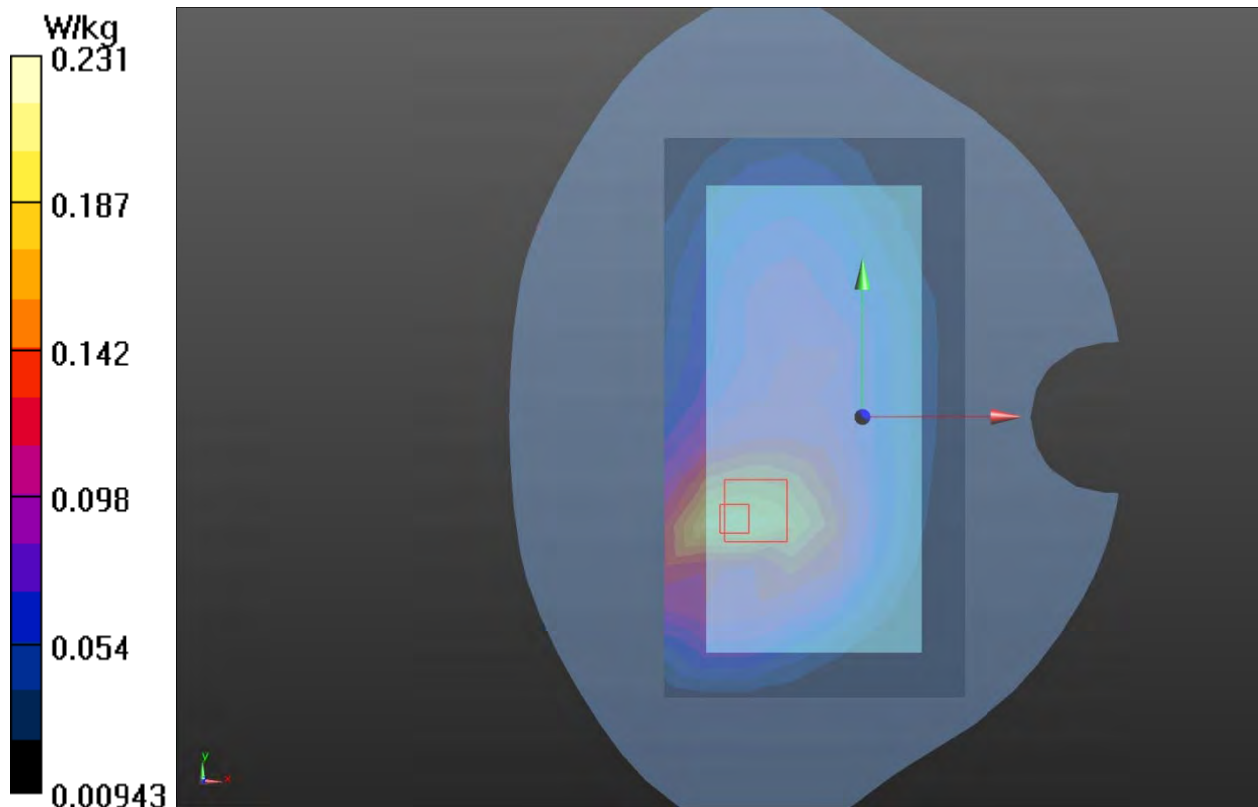
Peak SAR (extrapolated) = 0.283 W/kg

**SAR(1 g) = 0.220 W/kg; SAR(10 g) = 0.150 W/kg**

Smallest distance from peaks to all points 3 dB below = 16.5mm

Ratio of SAR at M2 to SAR at M1 = 69%

Maximum value of SAR (measured) = 0.231 W/kg





**Plot 47 LTE Band 13 1RB Back Side Middle (Distance 15mm)**

Date: 2022/12/7

Communication System: UID 0, LTE (0); Frequency: 782 MHz; Duty Cycle: 1:1

Medium parameters used:  $f = 782 \text{ MHz}$ ;  $\sigma = 0.921 \text{ S/m}$ ;  $\epsilon_r = 41.805$ ;  $\rho = 1000 \text{ kg/m}^3$

Ambient Temperature:  $22.3 \text{ }^\circ\text{C}$       Liquid Temperature:  $21.5 \text{ }^\circ\text{C}$

Phantom section: Flat Section

DASY5 Configuration:

Sensor-Surface: 1.4mm (Mechanical Surface Detection)

Probe: EX3DV4 - SN3677; ConvF(9.63, 9.63, 9.63); Calibrated: 2022/7/8

Electronics: DAE4 SN1317; Calibrated: 2022/6/13

Phantom: SAM1; Type: SAM; Serial: TP-1534

Measurement SW: DASY52, Version 52.10 (4); SEMCAD X Version 14.6.14 (7483)

**Back Side Middle/Area Scan (8x14x1):** Measurement grid:  $dx=15\text{mm}$ ,  $dy=15\text{mm}$

Maximum value of SAR (measured) =  $0.288 \text{ W/kg}$

**Back Side Middle/Zoom Scan (5x5x7)/Cube 0:** Measurement grid:  $dx=8\text{mm}$ ,  $dy=8\text{mm}$ ,  $dz=5\text{mm}$

Reference Value =  $12.35 \text{ V/m}$ ; Power Drift =  $0.01 \text{ dB}$

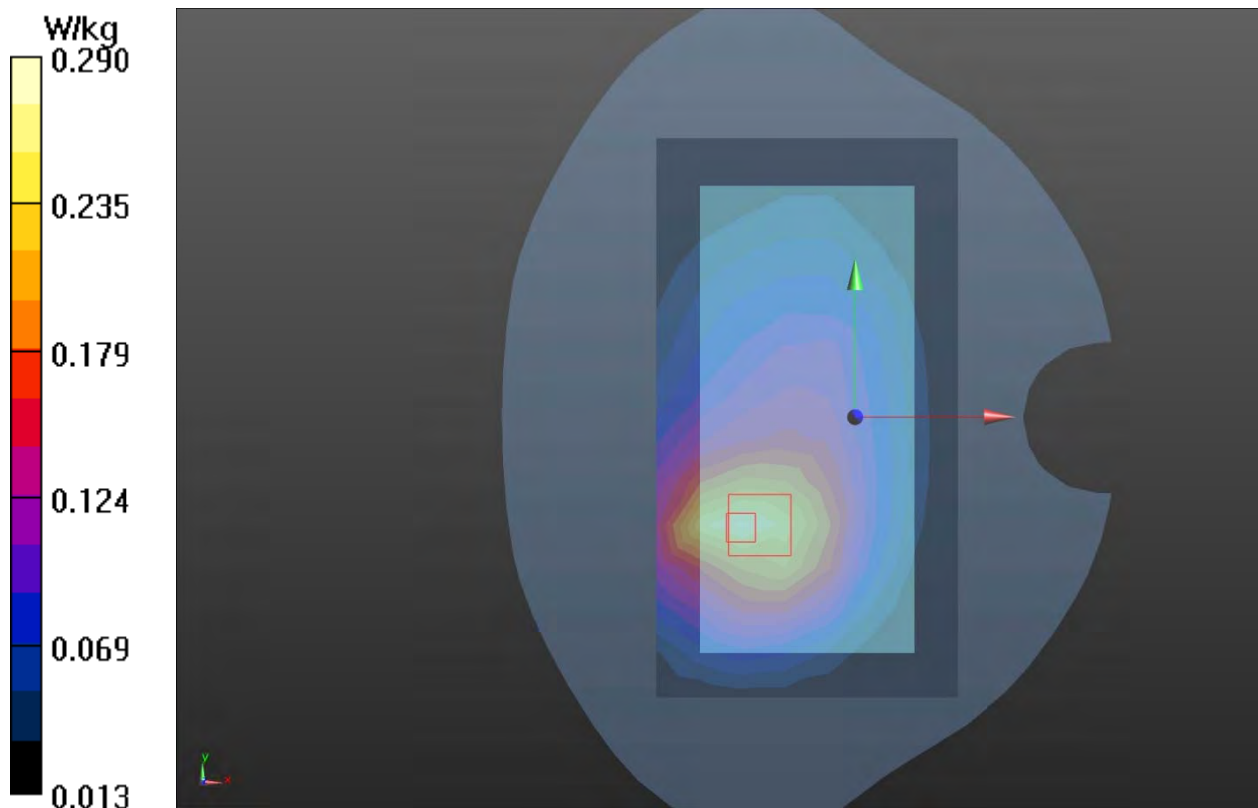
Peak SAR (extrapolated) =  $0.384 \text{ W/kg}$

**SAR(1 g) =  $0.283 \text{ W/kg}$ ; SAR(10 g) =  $0.191 \text{ W/kg}$**

Smallest distance from peaks to all points 3 dB below =  $18.6\text{mm}$

Ratio of SAR at M2 to SAR at M1 =  $69.4\%$

Maximum value of SAR (measured) =  $0.290 \text{ W/kg}$



**Plot 48 LTE Band 26 1RB Back Side Middle (Distance 15mm)**

Date: 2022/11/30

Communication System: UID 0, LTE (0); Frequency: 831.5 MHz; Duty Cycle: 1:1

Medium parameters used (interpolated):  $f = 831.5 \text{ MHz}$ ;  $\sigma = 0.937 \text{ S/m}$ ;  $\epsilon_r = 41.874$ ;  $\rho = 1000 \text{ kg/m}^3$

Ambient Temperature: 22.3 °C      Liquid Temperature: 21.5 °C

Phantom section: Flat Section

DASY5 Configuration:

Sensor-Surface: 1.4mm (Mechanical Surface Detection)

Probe: EX3DV4 - SN3677; ConvF(9.34, 9.34, 9.34); Calibrated: 2022/7/8

Electronics: DAE4 SN1317; Calibrated: 2022/6/13

Phantom: SAM1; Type: SAM; Serial: TP-1534

Measurement SW: DASY52, Version 52.10 (4); SEMCAD X Version 14.6.14 (7483)

**Back Side Middle/Area Scan (8x14x1):** Measurement grid: dx=15mm, dy=15mm

Maximum value of SAR (measured) = 0.277 W/kg

**Back Side Middle/Zoom Scan (5x5x7)/Cube 0:** Measurement grid: dx=8mm, dy=8mm, dz=5mm

Reference Value = 10.44 V/m; Power Drift = -0.011 dB

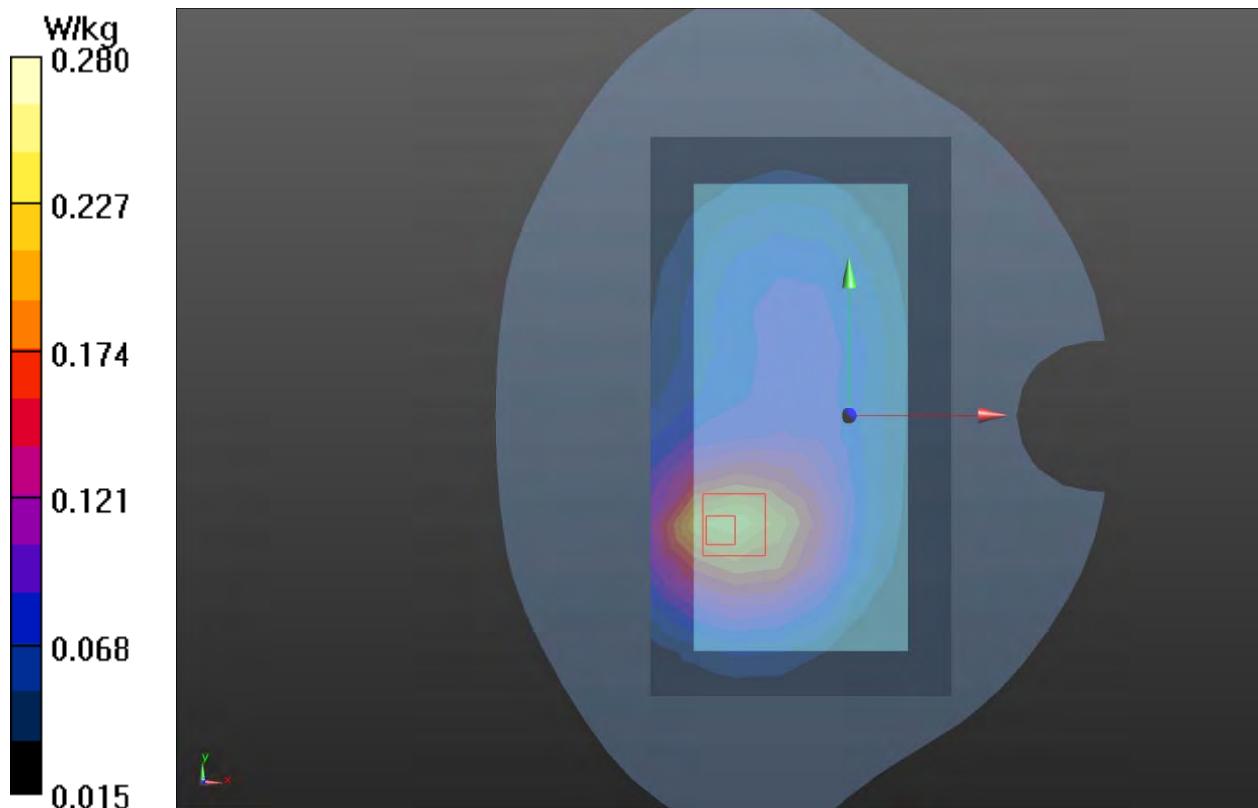
Peak SAR (extrapolated) = 0.351 W/kg

**SAR(1 g) = 0.271 W/kg; SAR(10 g) = 0.178 W/kg**

Smallest distance from peaks to all points 3 dB below = 15.1mm

Ratio of SAR at M2 to SAR at M1 = 67%

Maximum value of SAR (measured) = 0.280 W/kg



**Plot 49 LTE Band 38 1RB Back Side Low (Distance 15mm) (Battery 2)**

Date: 2022/12/13

Communication System: UID 0, LTE (0); Frequency: 2580 MHz; Duty Cycle: 1:1.58

Medium parameters used:  $f = 2580$  MHz;  $\sigma = 1.977$  S/m;  $\epsilon_r = 37.969$ ;  $\rho = 1000$  kg/m<sup>3</sup>

Ambient Temperature: 22.3 °C      Liquid Temperature: 21.5 °C

Phantom section: Flat Section

DASY5 Configuration:

Sensor-Surface: 1.4mm (Mechanical Surface Detection)

Probe: EX3DV4 - SN3677; ConvF(7.27, 7.27, 7.27); Calibrated: 2022/7/8

Electronics: DAE4 SN1317; Calibrated: 2022/6/13

Phantom: SAM1; Type: SAM; Serial: TP-1534

Measurement SW: DASY52, Version 52.10 (4); SEMCAD X Version 14.6.14 (7483)

**Back Side Low/Area Scan (10x18x1):** Measurement grid: dx=12mm, dy=12mm

Maximum value of SAR (measured) = 0.180 W/kg

**Back Side Low/Zoom Scan (7x7x7)/Cube 0:** Measurement grid: dx=5mm, dy=5mm, dz=5mm

Reference Value = 3.396 V/m; Power Drift = 0.012 dB

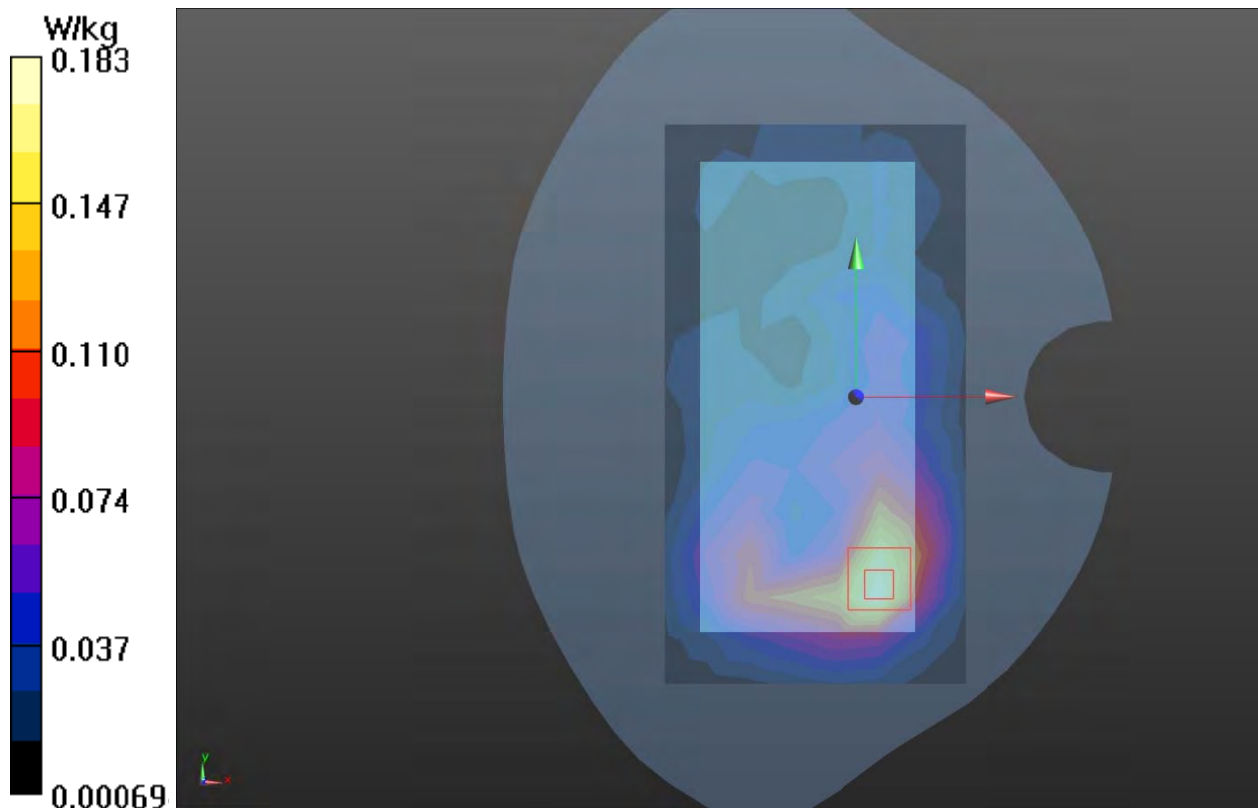
Peak SAR (extrapolated) = 0.330 W/kg

**SAR(1 g) = 0.169 W/kg; SAR(10 g) = 0.088 W/kg**

Smallest distance from peaks to all points 3 dB below = 14.3 mm

Ratio of SAR at M2 to SAR at M1 = 52%

Maximum value of SAR (measured) = 0.183 W/kg



**Plot 50 LTE Band 41 1RB Back Side Low (Distance 15mm)**

Date: 2022/12/14

Communication System: UID 0, LTE (0); Frequency: 2549.5 MHz; Duty Cycle: 1:1.58

Medium parameters used (interpolated):  $f = 2549.5$  MHz;  $\sigma = 1.942$  S/m;  $\epsilon_r = 38.069$ ;  $\rho = 1000$  kg/m<sup>3</sup>

Ambient Temperature: 22.3 °C      Liquid Temperature: 21.5 °C

Phantom section: Flat Section

DASY5 Configuration:

Sensor-Surface: 1.4mm (Mechanical Surface Detection)

Probe: EX3DV4 - SN3677; ConvF(7.27, 7.27, 7.27); Calibrated: 2022/7/8

Electronics: DAE4 SN1317; Calibrated: 2022/6/13

Phantom: SAM1; Type: SAM; Serial: TP-1534

Measurement SW: DASY52, Version 52.10 (4); SEMCAD X Version 14.6.14 (7483)

**Back Side Low/Area Scan (10x18x1):** Measurement grid: dx=12mm, dy=12mm

Maximum value of SAR (measured) = 0.194 W/kg

**Back Side Low/Zoom Scan (7x7x7)/Cube 0:** Measurement grid: dx=5mm, dy=5mm, dz=5mm

Reference Value = 3.417 V/m; Power Drift = 0.042 dB

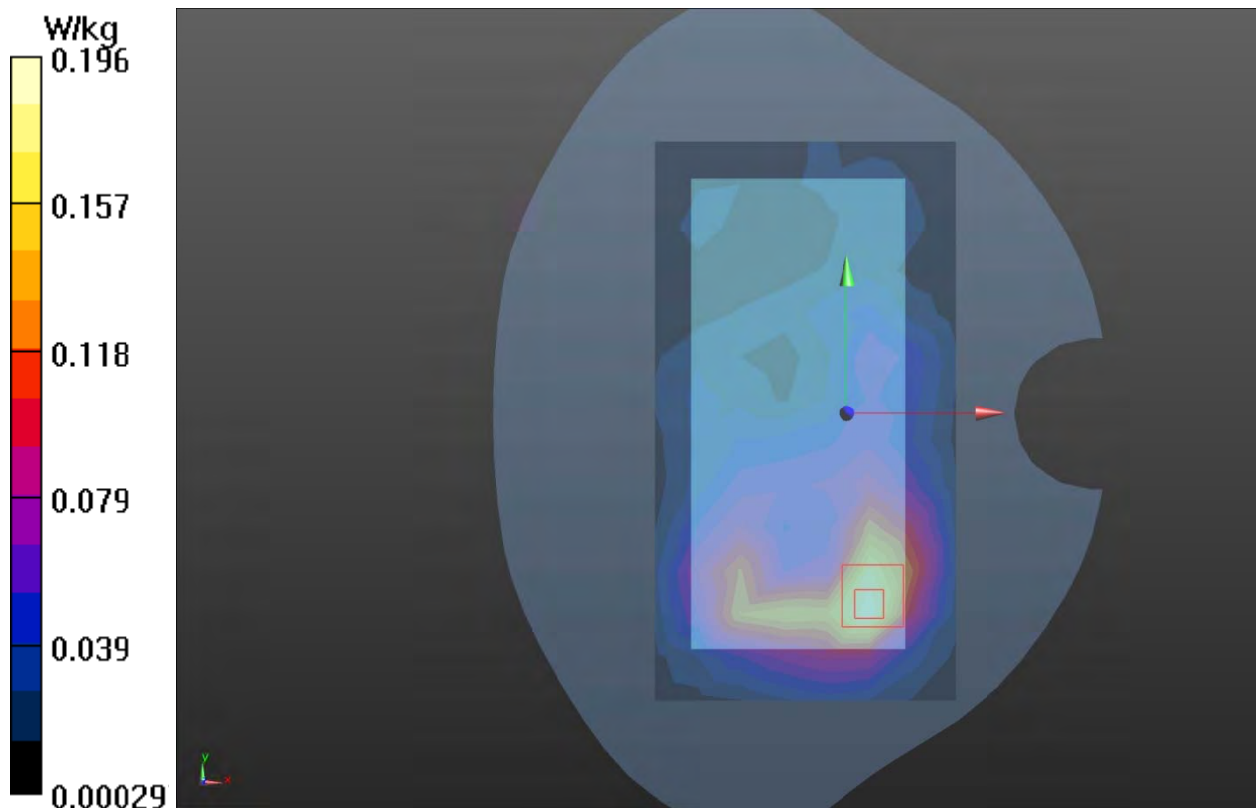
Peak SAR (extrapolated) = 0.347 W/kg

**SAR(1 g) = 0.192 W/kg; SAR(10 g) = 0.100 W/kg**

Smallest distance from peaks to all points 3 dB below = 13.6 mm

Ratio of SAR at M2 to SAR at M1 = 52%

Maximum value of SAR (measured) = 0.196 W/kg



**Plot 51 LTE Band 66 50%RB Back Side Middle (Distance 15mm)**

Date: 2022/12/6

Communication System: UID 0, LTE (0); Frequency: 1720 MHz; Duty Cycle: 1:1

Medium parameters used:  $f = 1720$  MHz;  $\sigma = 1.294$  S/m;  $\epsilon_r = 39.556$ ;  $\rho = 1000$  kg/m<sup>3</sup>

Ambient Temperature: 22.3 °C      Liquid Temperature: 21.5 °C

Phantom section: Flat Section

DASY5 Configuration:

Sensor-Surface: 1.4mm (Mechanical Surface Detection)

Probe: EX3DV4 - SN3677; ConvF(8.25, 8.25, 8.25); Calibrated: 2022/7/8

Electronics: DAE4 SN1317; Calibrated: 2022/6/13

Phantom: SAM1; Type: SAM; Serial: TP-1534

Measurement SW: DASY52, Version 52.10 (4); SEMCAD X Version 14.6.14 (7483)

**Back Side Low/Area Scan (8x14x1):** Measurement grid: dx=15mm, dy=15mm

Maximum value of SAR (measured) = 0.259 W/kg

**Back Side Low/Zoom Scan (5x5x7)/Cube 0:** Measurement grid: dx=8mm, dy=8mm, dz=5mm

Reference Value = 8.073 V/m; Power Drift = 0.11 dB

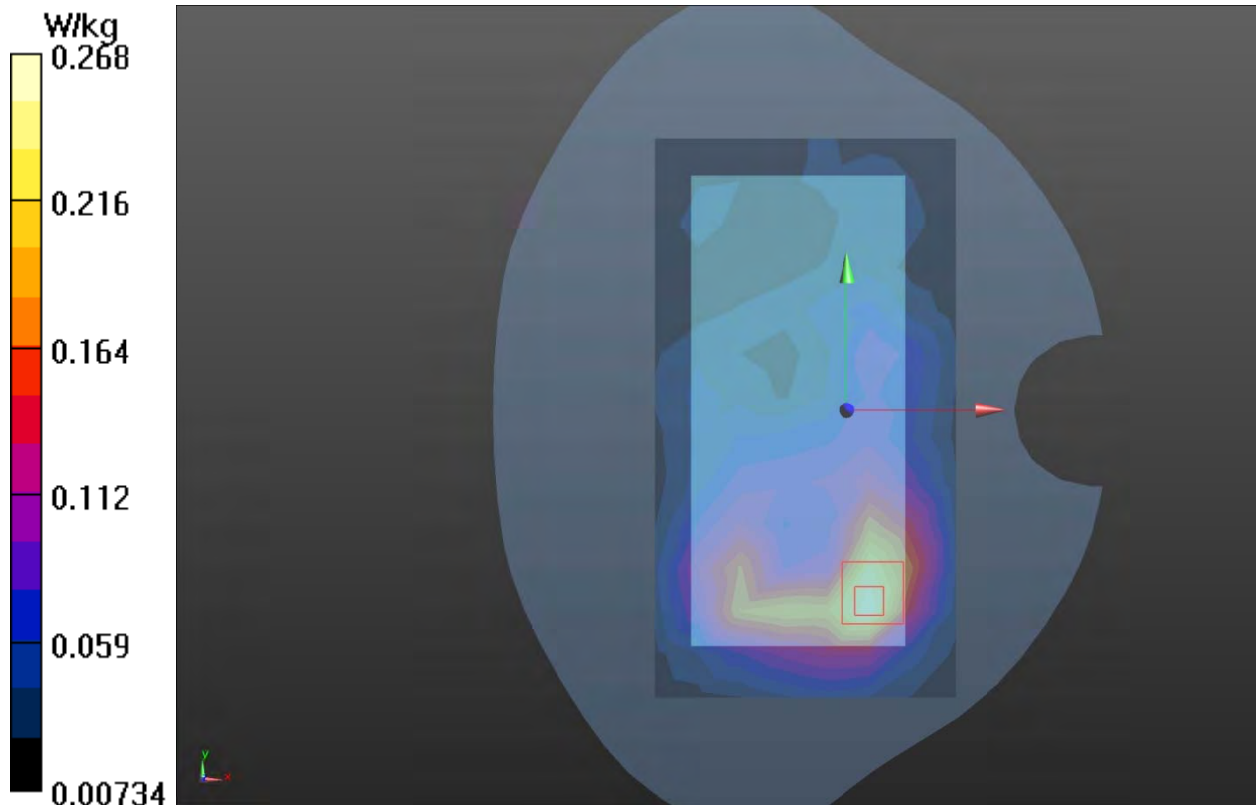
Peak SAR (extrapolated) = 0.392 W/kg

**SAR(1 g) = 0.253 W/kg; SAR(10 g) = 0.146 W/kg**

Smallest distance from peaks to all points 3 dB below = 15.1 mm

Ratio of SAR at M2 to SAR at M1 = 62.5%

Maximum value of SAR (measured) = 0.268 W/kg



**Plot 52 802.11b Back Side Middle (Distance 15mm) (Battery 2)**

Date: 2022/12/8

Communication System: UID 0, 802.11b (0); Frequency: 2437 MHz; Duty Cycle: 1:1.02

Medium parameters used:  $f = 2437$  MHz;  $\sigma = 1.819$  S/m;  $\epsilon_r = 38.476$ ;  $\rho = 1000$  kg/m<sup>3</sup>

Ambient Temperature: 22.3 °C      Liquid Temperature: 21.5 °C

Phantom section: Flat Section

DASY5 Configuration:

Sensor-Surface: 1.4mm (Mechanical Surface Detection)

Probe: EX3DV4 - SN3677; ConvF(7.46, 7.46, 7.46); Calibrated: 2022/7/8

Electronics: DAE4 SN1317; Calibrated: 2022/6/13

Phantom: SAM1; Type: SAM; Serial: TP-1534

Measurement SW: DASY52, Version 52.10 (4); SEMCAD X Version 14.6.14 (7483)

**Back Side Middle/Area Scan (10x18x1):** Measurement grid: dx=12mm, dy=12mm

Maximum value of SAR (measured) = 0.229 W/kg

**Back Side Middle/Zoom Scan (7x7x7)/Cube 0:** Measurement grid: dx=5mm, dy=5mm, dz=5mm

Reference Value = 2.967 V/m; Power Drift = 0.01 dB

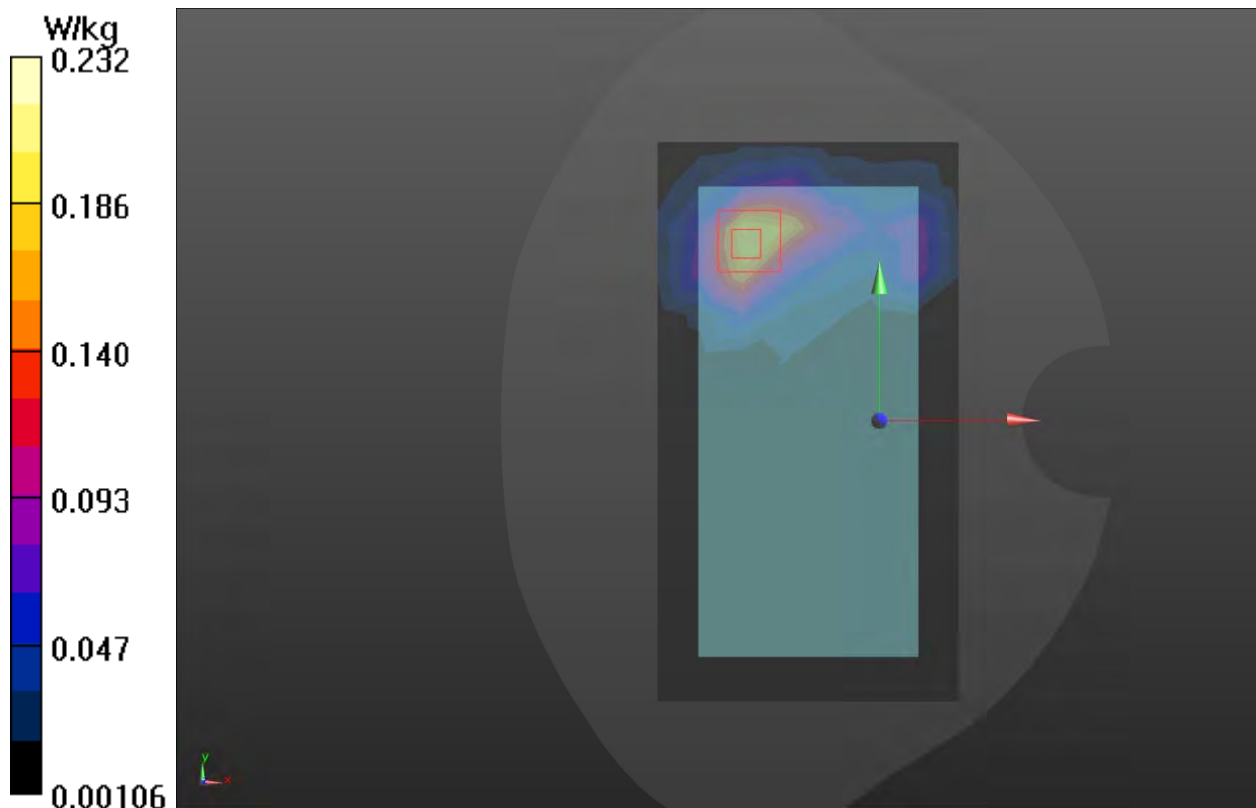
Peak SAR (extrapolated) = 0.433 W/kg

**SAR(1 g) = 0.211 W/kg; SAR(10 g) = 0.105 W/kg**

Smallest distance from peaks to all points 3 dB below = 11.5 mm

Ratio of SAR at M2 to SAR at M1 = 49.7%

Maximum value of SAR (measured) = 0.232 W/kg



**Plot 53 802.11a U-NII-2C Back Side Middle (Distance 15mm)**

Date: 2022/12/2

Communication System: UID 0, 802.11n HT40 (0); Frequency: 5630 MHz; Duty Cycle: 1:1

Medium parameters used:  $f = 5630$  MHz;  $\sigma = 5.32$  S/m;  $\epsilon_r = 35.704$ ;  $\rho = 1000$  kg/m<sup>3</sup>

Ambient Temperature: 22.3 °C      Liquid Temperature: 21.5 °C

Phantom section: Flat Section

DASY5 Configuration:

Sensor-Surface: 1.4mm (Mechanical Surface Detection)

Probe: EX3DV4 - SN3677; ConvF(4.97, 4.97, 4.97); Calibrated: 2022/7/8

Electronics: DAE4 SN1317; Calibrated: 2022/6/13

Phantom: SAM1; Type: SAM; Serial: TP-1534

Measurement SW: DASY52, Version 52.10 (4); SEMCAD X Version 14.6.14 (7483)

**Back Side Middle/Area Scan (12x21x1):** Measurement grid: dx=10mm, dy=10mm

Maximum value of SAR (measured) = 0.319 W/kg

**Back Side Middle/Zoom Scan (7x7x12)/Cube 0:** Measurement grid: dx=4mm, dy=4mm, dz=2mm

Reference Value = 0.8640 V/m; Power Drift = 0.011 dB

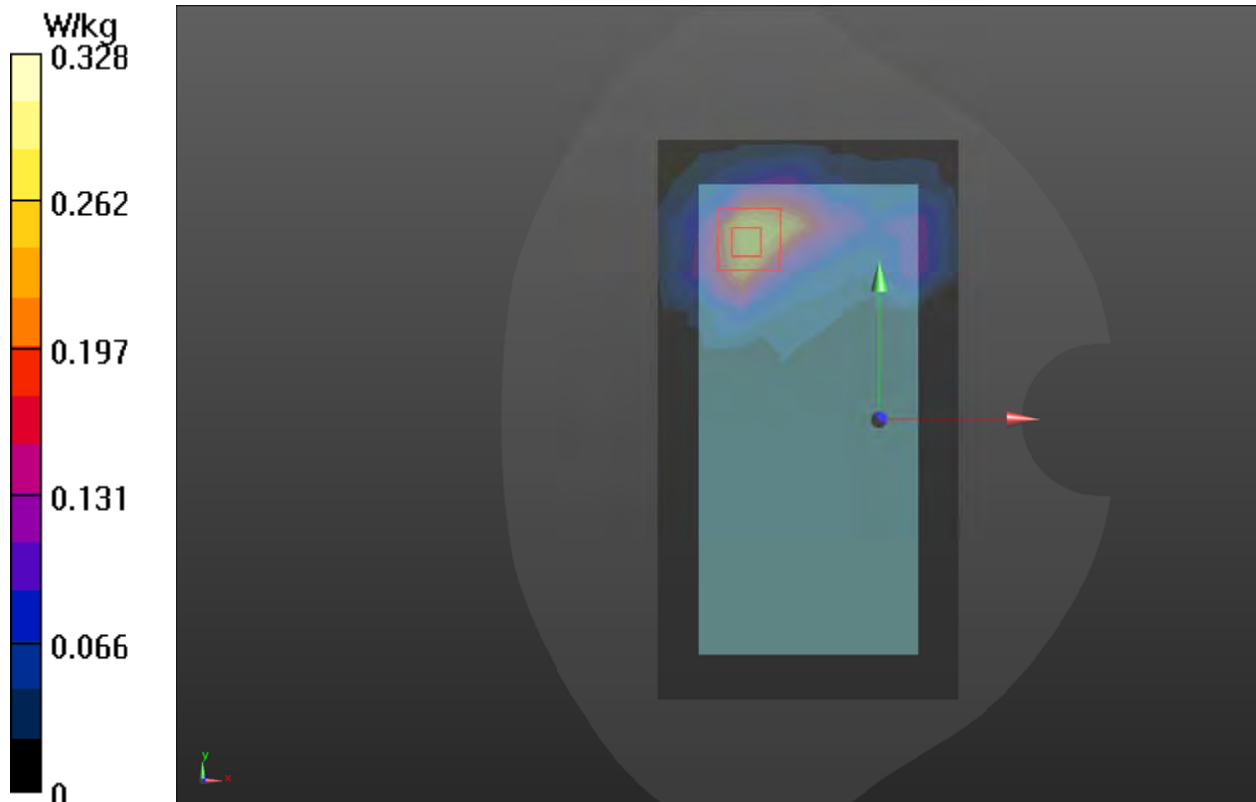
Peak SAR (extrapolated) = 0.740 W/kg

**SAR(1 g) = 0.314 W/kg; SAR(10 g) = 0.128 W/kg**

Smallest distance from peaks to all points 3 dB below = 12.5 mm

Ratio of SAR at M2 to SAR at M1 = 39.4%

Maximum value of SAR (measured) = 0.328 W/kg



**Plot 54 GSM 850 GPRS (2Txslots) Back Side Middle (Distance 10mm) (Battery 2)**

Date: 2022/11/29

Communication System: UID 0, GPRS 2TX (0); Frequency: 836.6 MHz; Duty Cycle: 1:4.15

Medium parameters used:  $f = 836.6$  MHz;  $\sigma = 0.939$  S/m;  $\epsilon_r = 41.856$ ;  $\rho = 1000$  kg/m<sup>3</sup>

Ambient Temperature: 22.3 °C      Liquid Temperature: 21.5 °C

Phantom section: Flat Section

DASY5 Configuration:

Sensor-Surface: 1.4mm (Mechanical Surface Detection)

Probe: EX3DV4 - SN3677; ConvF(9.34, 9.34, 9.34); Calibrated: 2022/7/8

Electronics: DAE4 SN1317; Calibrated: 2022/6/13

Phantom: SAM1; Type: SAM; Serial: TP-1534

Measurement SW: DASY52, Version 52.10 (4); SEMCAD X Version 14.6.14 (7483)

**Back Side Middle/Area Scan (8x14x1):** Measurement grid: dx=15mm, dy=15mm

Maximum value of SAR (measured) = 0.185 W/kg

**Back Side Middle/Zoom Scan (5x5x7)/Cube 0:** Measurement grid: dx=8mm, dy=8mm, dz=5mm

Reference Value = 8.691 V/m; Power Drift = 0.01 dB

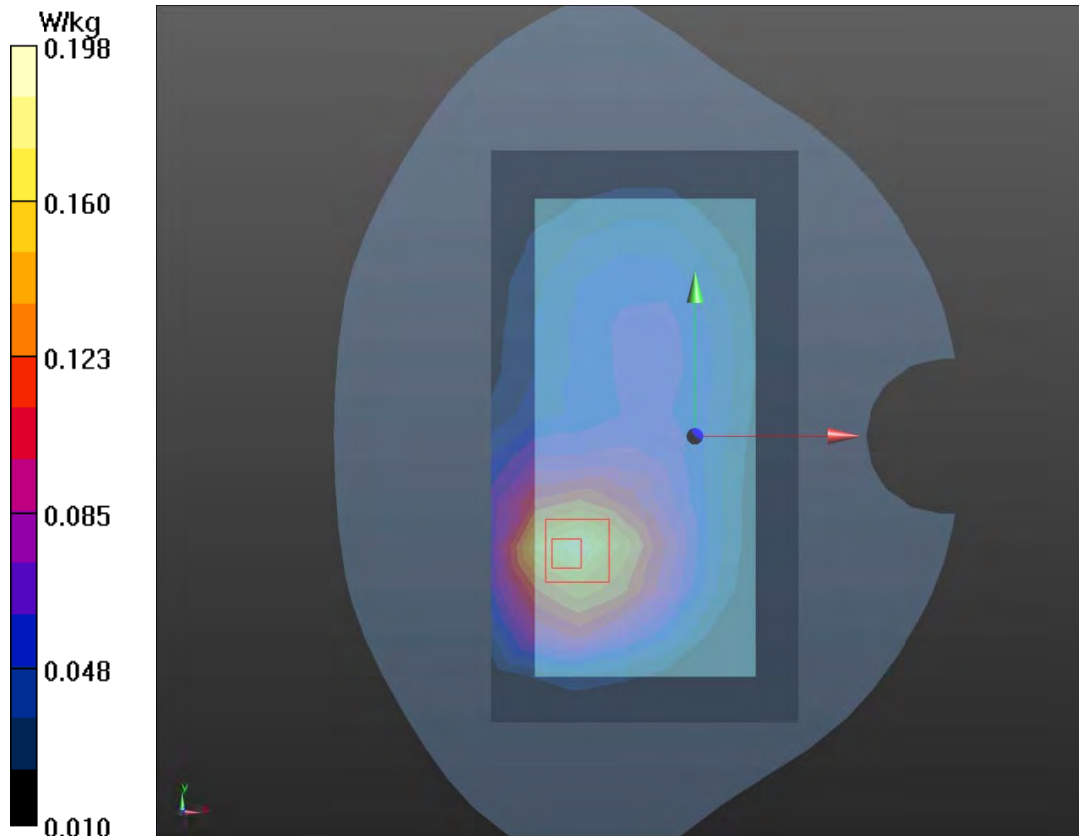
Peak SAR (extrapolated) = 0.287 W/kg

**SAR(1 g) = 0.180 W/kg; SAR(10 g) = 0.114 W/kg**

Smallest distance from peaks to all points 3 dB below = 15.2mm

Ratio of SAR at M2 to SAR at M1 = 65.7%

Maximum value of SAR (measured) = 0.198 W/kg





**Plot 55 GSM 1900 GPRS (2Txslots) Bottom Edge Middle (Distance 10mm) (Battery 2)**

Date: 2022/11/30

Communication System: UID 0, GPRS 2TX (0); Frequency: 1880 MHz; Duty Cycle: 1:4.15

Medium parameters used:  $f = 1880$  MHz;  $\sigma = 1.437$  S/m;  $\epsilon_r = 37.208$ ;  $\rho = 1000$  kg/m<sup>3</sup>

Ambient Temperature: 22.3 °C      Liquid Temperature: 21.5 °C

Phantom section: Flat Section

DASY5 Configuration:

Sensor-Surface: 1.4mm (Mechanical Surface Detection)

Probe: EX3DV4 - SN3677; ConvF(7.84, 7.84, 7.84); Calibrated: 2022/7/8

Electronics: DAE4 SN1317; Calibrated: 2022/6/13

Phantom: SAM1; Type: SAM; Serial: TP-1534

Measurement SW: DASY52, Version 52.10 (4); SEMCAD X Version 14.6.14 (7483)

**Bottom Edge Middle/Area Scan (4x8x1):** Measurement grid: dx=15mm, dy=15mm

Maximum value of SAR (measured) = 0.491 W/kg

**Bottom Edge Middle/Zoom Scan (5x5x7)/Cube 0:** Measurement grid: dx=8mm, dy=8mm, dz=5mm

Reference Value = 18.48 V/m; Power Drift = 0.18 dB

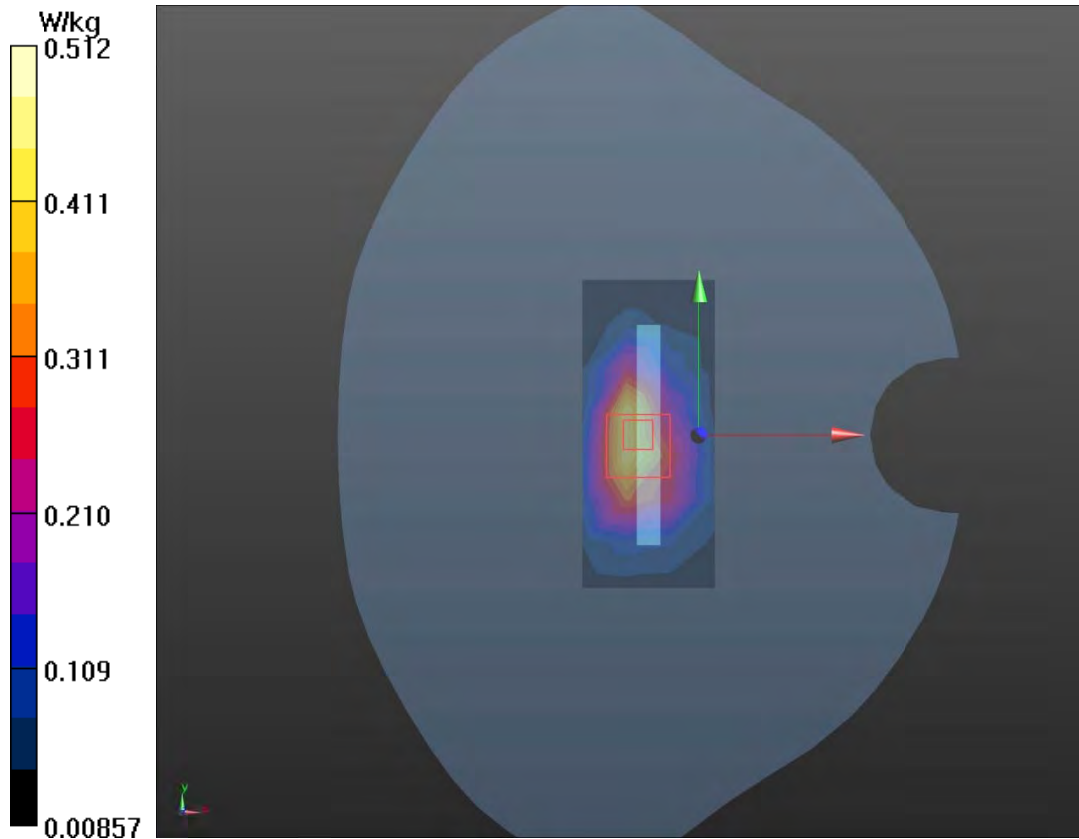
Peak SAR (extrapolated) = 0.840 W/kg

**SAR(1 g) = 0.461 W/kg; SAR(10 g) = 0.252 W/kg**

Smallest distance from peaks to all points 3 dB below = 10.1 mm

Ratio of SAR at M2 to SAR at M1 = 58%

Maximum value of SAR (measured) = 0.512 W/kg



**Plot 56 WCDMA Band II Bottom Edge Middle (Distance 10mm)**

Date: 2022/12/3

Communication System: UID 0, WCDMA (0); Frequency: 1880 MHz; Duty Cycle: 1:1  
 Medium parameters used:  $f = 1880$  MHz;  $\sigma = 1.437$  S/m;  $\epsilon_r = 37.208$ ;  $\rho = 1000$  kg/m<sup>3</sup>

Ambient Temperature: 22.3 °C      Liquid Temperature: 21.5 °C

Phantom section: Flat Section

DASY5 Configuration:

Sensor-Surface: 1.4mm (Mechanical Surface Detection)

Probe: EX3DV4 - SN3677; ConvF(7.84, 7.84, 7.84); Calibrated: 2022/7/8

Electronics: DAE4 SN1317; Calibrated: 2022/6/13

Phantom: SAM1; Type: SAM; Serial: TP-1534

Measurement SW: DASY52, Version 52.10 (4); SEMCAD X Version 14.6.14 (7483)

**Bottom Edge Middle/Area Scan (4x8x1):** Measurement grid: dx=15mm, dy=15mm

Maximum value of SAR (measured) = 0.479 W/kg

**Bottom Edge Middle/Zoom Scan (5x5x7)/Cube 0:** Measurement grid: dx=8mm, dy=8mm, dz=5mm

Reference Value = 15.04 V/m; Power Drift = 0.053 dB

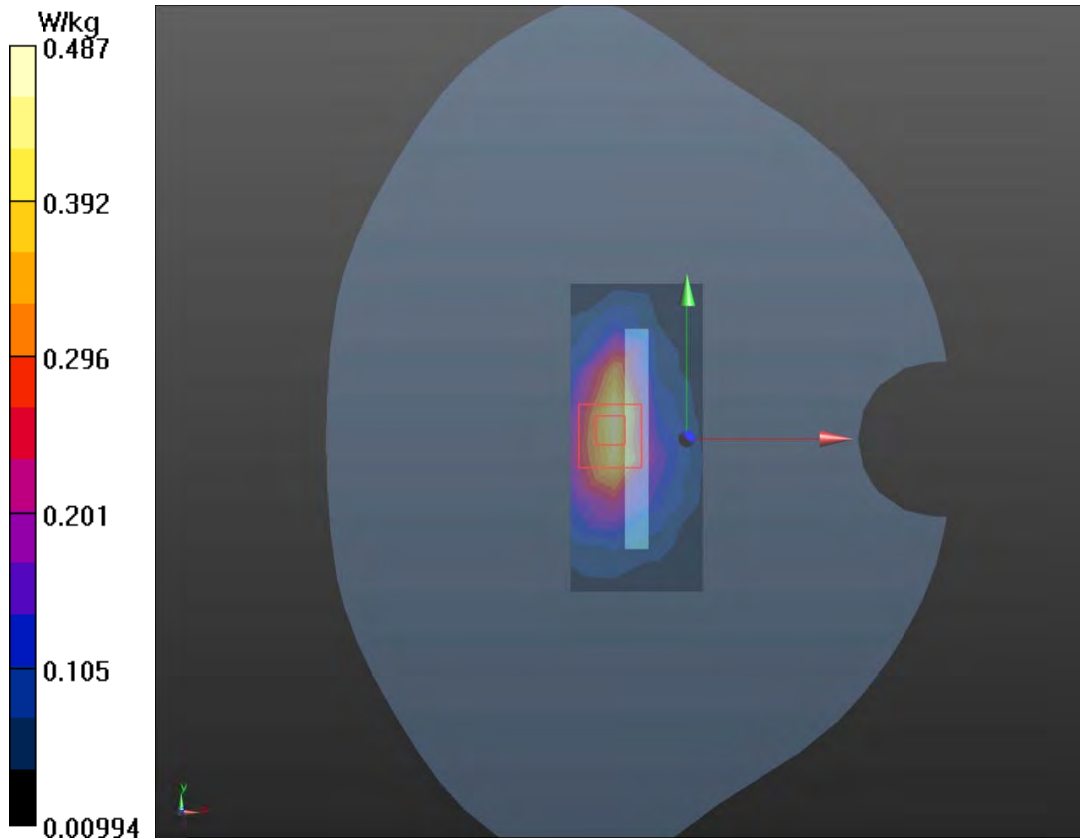
Peak SAR (extrapolated) = 0.742 W/kg

**SAR(1 g) = 0.431 W/kg; SAR(10 g) = 0.230 W/kg**

Smallest distance from peaks to all points 3 dB below = 11.6 mm

Ratio of SAR at M2 to SAR at M1 = 59.9%

Maximum value of SAR (measured) = 0.487 W/kg



**Plot 57 WCDMA Band IV Bottom Edge Middle (Distance 10mm)**

Date: 2022/12/5

Communication System: UID 0, WCDMA (0); Frequency: 1732.6 MHz; Duty Cycle: 1:1

Medium parameters used:  $f = 1732.6$  MHz;  $\sigma = 1.329$  S/m;  $\epsilon_r = 37.759$ ;  $\rho = 1000$  kg/m<sup>3</sup>

Ambient Temperature: 22.3 °C      Liquid Temperature: 21.5 °C

Phantom section: Flat Section

DASY5 Configuration:

Sensor-Surface: 1.4mm (Mechanical Surface Detection)

Probe: EX3DV4 - SN3677; ConvF(8.25, 8.25, 8.25); Calibrated: 2022/7/8

Electronics: DAE4 SN1317; Calibrated: 2022/6/13

Phantom: SAM1; Type: SAM; Serial: TP-1534

Measurement SW: DASY52, Version 52.10 (4); SEMCAD X Version 14.6.14 (7483)

**Bottom Edge Middle/Area Scan (4x8x1):** Measurement grid: dx=15mm, dy=15mm

Maximum value of SAR (measured) = 0.579 W/kg

**Bottom Edge Middle/Zoom Scan (5x5x7)/Cube 0:** Measurement grid: dx=8mm, dy=8mm, dz=5mm

Reference Value = 16.79 V/m; Power Drift = 0.055 dB

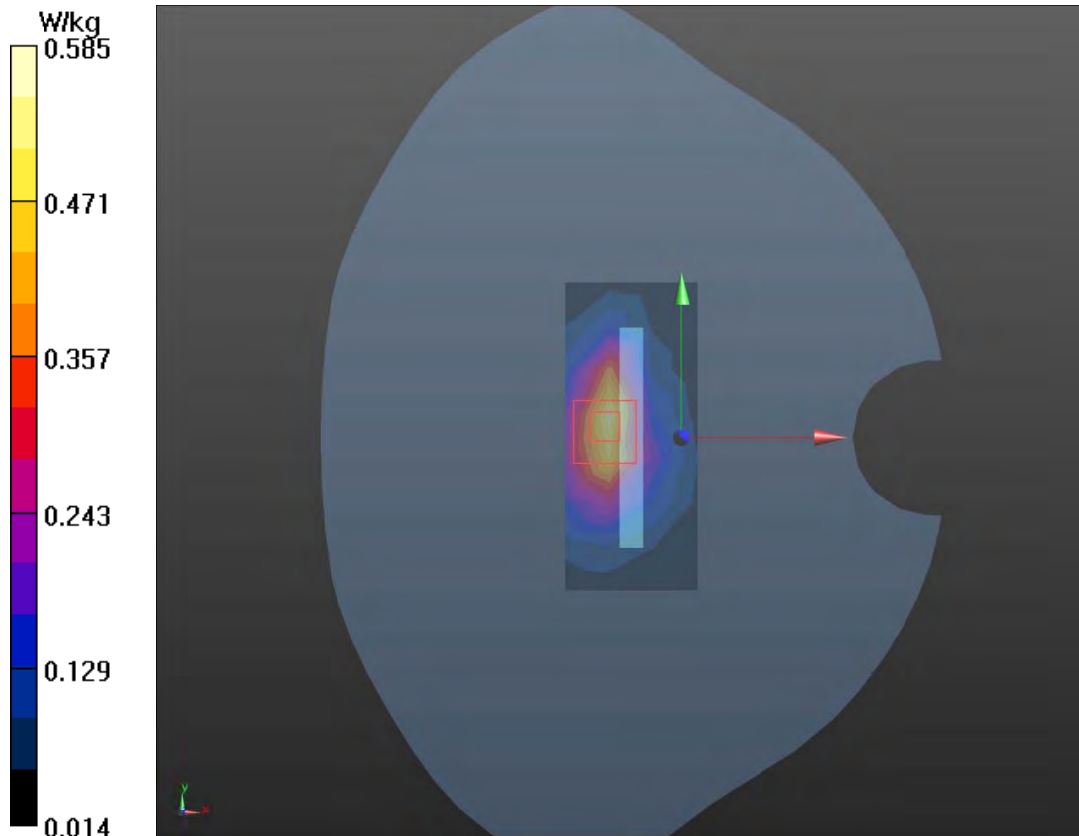
Peak SAR (extrapolated) = 0.820 W/kg

**SAR(1 g) = 0.531 W/kg; SAR(10 g) = 0.296 W/kg**

Smallest distance from peaks to all points 3 dB below = 11.3 mm

Ratio of SAR at M2 to SAR at M1 = 62.1%

Maximum value of SAR (measured) = 0.585 W/kg



**Plot 58 WCDMA Band V Back Side Middle (Distance 10mm)**

Date: 2022/11/29

Communication System: UID 0, WCDMA (0); Frequency: 836.6 MHz; Duty Cycle: 1:1  
 Medium parameters used:  $f = 836.6 \text{ MHz}$ ;  $\sigma = 0.939 \text{ S/m}$ ;  $\epsilon_r = 41.856$ ;  $\rho = 1000 \text{ kg/m}^3$

Ambient Temperature: 22.3 °C      Liquid Temperature: 21.5 °C

Phantom section: Flat Section

DASY5 Configuration:

Sensor-Surface: 1.4mm (Mechanical Surface Detection)

Probe: EX3DV4 - SN3677; ConvF(9.34, 9.34, 9.34); Calibrated: 2022/7/8

Electronics: DAE4 SN1317; Calibrated: 2022/6/13

Phantom: SAM1; Type: SAM; Serial: TP-1534

Measurement SW: DASY52, Version 52.10 (4); SEMCAD X Version 14.6.14 (7483)

**Back Side Middle/Area Scan (8x14x1):** Measurement grid: dx=15mm, dy=15mm

Maximum value of SAR (measured) = 0.456 W/kg

**Back Side Middle/Zoom Scan (5x5x7)/Cube 0:** Measurement grid: dx=8mm, dy=8mm, dz=5mm

Reference Value = 13.50 V/m; Power Drift = -0.024 dB

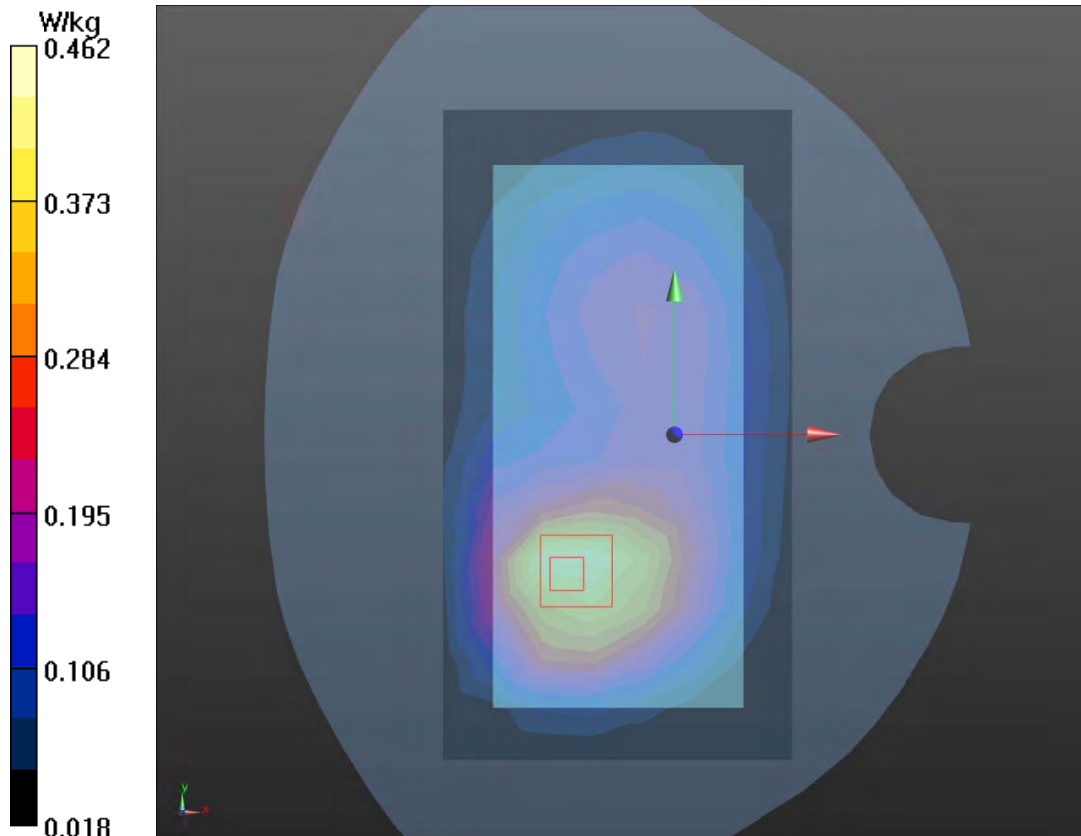
Peak SAR (extrapolated) = 0.691 W/kg

**SAR(1 g) = 0.431 W/kg; SAR(10 g) = 0.267 W/kg**

Smallest distance from peaks to all points 3 dB below = 20.9 mm

Ratio of SAR at M2 to SAR at M1 = 63.1%

Maximum value of SAR (measured) = 0.462 W/kg



**Plot 59 LTE Band 2 1RB Bottom Edge Low (Distance 10mm)**

Date: 2022/12/4

Communication System: UID 0, LTE (0); Frequency: 1860 MHz; Duty Cycle: 1:1

Medium parameters used:  $f = 1860$  MHz;  $\sigma = 1.422$  S/m;  $\epsilon_r = 37.402$ ;  $\rho = 1000$  kg/m<sup>3</sup>

Ambient Temperature: 22.3 °C      Liquid Temperature: 21.5 °C

Phantom section: Flat Section

DASY5 Configuration:

Sensor-Surface: 1.4mm (Mechanical Surface Detection)

Probe: EX3DV4 - SN3677; ConvF(7.84, 7.84, 7.84); Calibrated: 2022/7/8

Electronics: DAE4 SN1317; Calibrated: 2022/6/13

Phantom: SAM1; Type: SAM; Serial: TP-1534

Measurement SW: DASY52, Version 52.10 (4); SEMCAD X Version 14.6.14 (7483)

**Bottom Edge Low/Area Scan (4x8x1):** Measurement grid: dx=15mm, dy=15mm

Maximum value of SAR (measured) = 0.548 W/kg

**Bottom Edge Low/Zoom Scan (5x5x7)/Cube 0:** Measurement grid: dx=8mm, dy=8mm, dz=5mm

Reference Value = 17.03 V/m; Power Drift = 0.049 dB

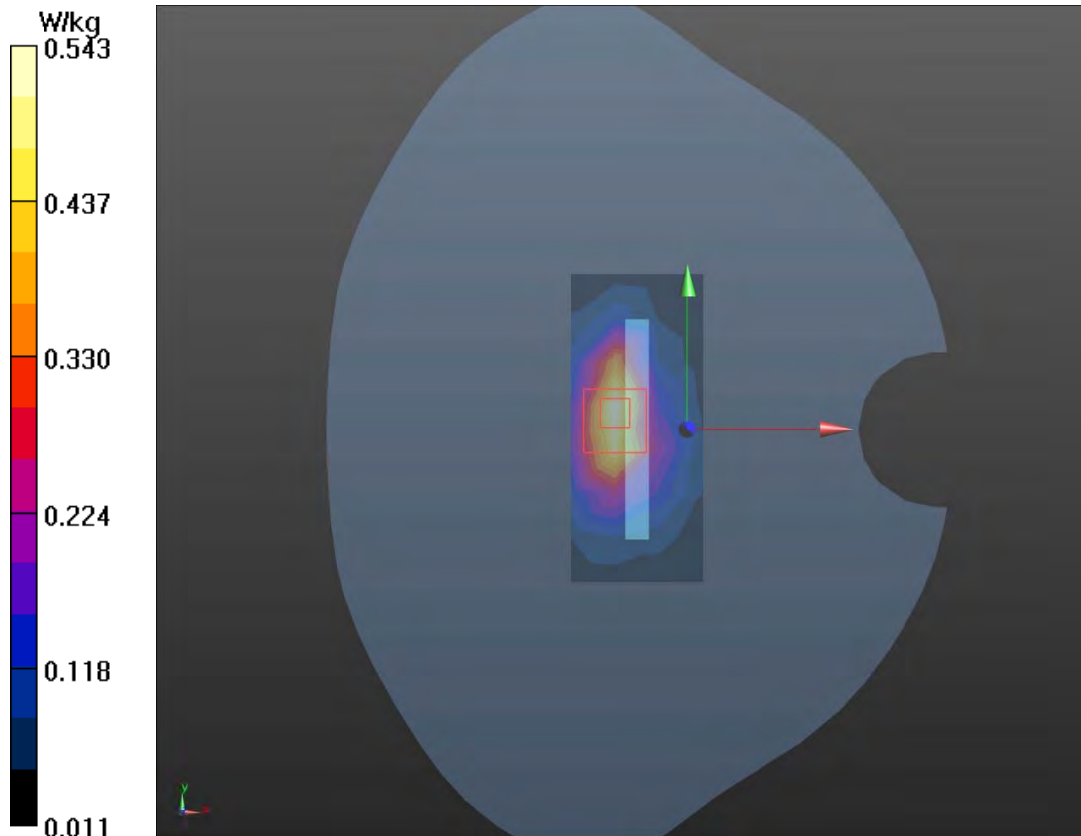
Peak SAR (extrapolated) = 0.879 W/kg

**SAR(1 g) = 0.489 W/kg; SAR(10 g) = 0.263 W/kg**

Smallest distance from peaks to all points 3 dB below = 11.2 mm

Ratio of SAR at M2 to SAR at M1 = 57.1%

Maximum value of SAR (measured) = 0.543 W/kg



**Plot 60 LTE Band 4 50%RB Bottom Edge High (Distance 10mm)**

Date: 2022/12/6

Communication System: UID 0, LTE (0); Frequency: 1745 MHz; Duty Cycle: 1:1

Medium parameters used:  $f = 1745 \text{ MHz}$ ;  $\sigma = 1.338 \text{ S/m}$ ;  $\epsilon_r = 37.717$ ;  $\rho = 1000 \text{ kg/m}^3$

Ambient Temperature:  $22.3 \text{ }^\circ\text{C}$       Liquid Temperature:  $21.5 \text{ }^\circ\text{C}$

Phantom section: Flat Section

DASY5 Configuration:

Sensor-Surface: 1.4mm (Mechanical Surface Detection)

Probe: EX3DV4 - SN3677; ConvF(8.25, 8.25, 8.25); Calibrated: 2022/7/8

Electronics: DAE4 SN1317; Calibrated: 2022/6/13

Phantom: SAM1; Type: SAM; Serial: TP-1534

Measurement SW: DASY52, Version 52.10 (4); SEMCAD X Version 14.6.14 (7483)

**Bottom Edge High/Area Scan (4x8x1):** Measurement grid:  $dx=15\text{mm}$ ,  $dy=15\text{mm}$

Maximum value of SAR (measured) =  $0.713 \text{ W/kg}$

**Bottom Edge High/Zoom Scan (5x5x7)/Cube 0:** Measurement grid:  $dx=8\text{mm}$ ,  $dy=8\text{mm}$ ,  $dz=5\text{mm}$

Reference Value =  $20.36 \text{ V/m}$ ; Power Drift =  $0.048 \text{ dB}$

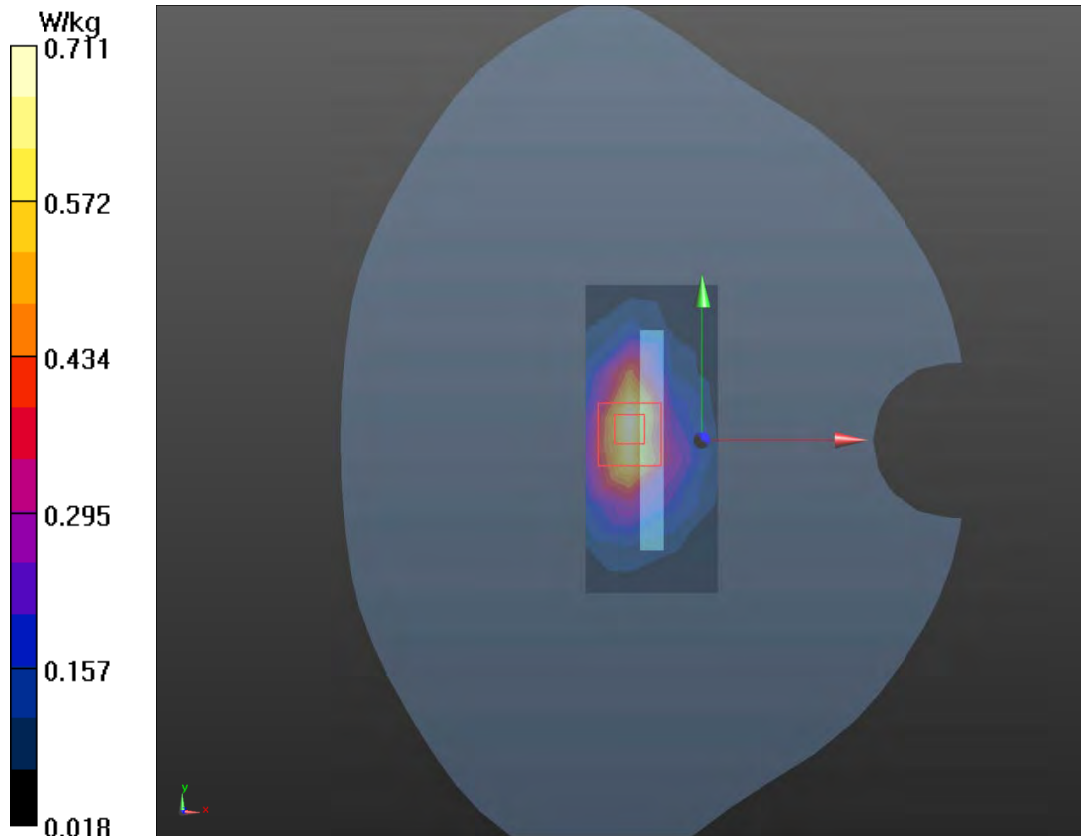
Peak SAR (extrapolated) =  $1.11 \text{ W/kg}$

**SAR(1 g) =  $0.643 \text{ W/kg}$ ; SAR(10 g) =  $0.358 \text{ W/kg}$**

Smallest distance from peaks to all points 3 dB below =  $11.2 \text{ mm}$

Ratio of SAR at M2 to SAR at M1 =  $61\%$

Maximum value of SAR (measured) =  $0.711 \text{ W/kg}$



**Plot 61 LTE Band 5 1RB Back Side Middle (Distance 10mm) (Battery 2)**

Date: 2022/11/30

Communication System: UID 0, LTE (0); Frequency: 829 MHz; Duty Cycle: 1:1

Medium parameters used:  $f = 829$  MHz;  $\sigma = 0.936$  S/m;  $\epsilon_r = 41.882$ ;  $\rho = 1000$  kg/m<sup>3</sup>

Ambient Temperature: 22.3 °C      Liquid Temperature: 21.5 °C

Phantom section: Flat Section

DASY5 Configuration:

Sensor-Surface: 1.4mm (Mechanical Surface Detection)

Probe: EX3DV4 - SN3677; ConvF(9.34, 9.34, 9.34); Calibrated: 2022/7/8

Electronics: DAE4 SN1317; Calibrated: 2022/6/13

Phantom: SAM1; Type: SAM; Serial: TP-1534

Measurement SW: DASY52, Version 52.10 (4); SEMCAD X Version 14.6.14 (7483)

**Back Side Low/Area Scan (8x14x1):** Measurement grid: dx=15mm, dy=15mm

Maximum value of SAR (measured) = 0.519 W/kg

**Back Side Low/Zoom Scan (5x5x7)/Cube 0:** Measurement grid: dx=8mm, dy=8mm, dz=5mm

Reference Value = 14.35 V/m; Power Drift = -0.10 dB

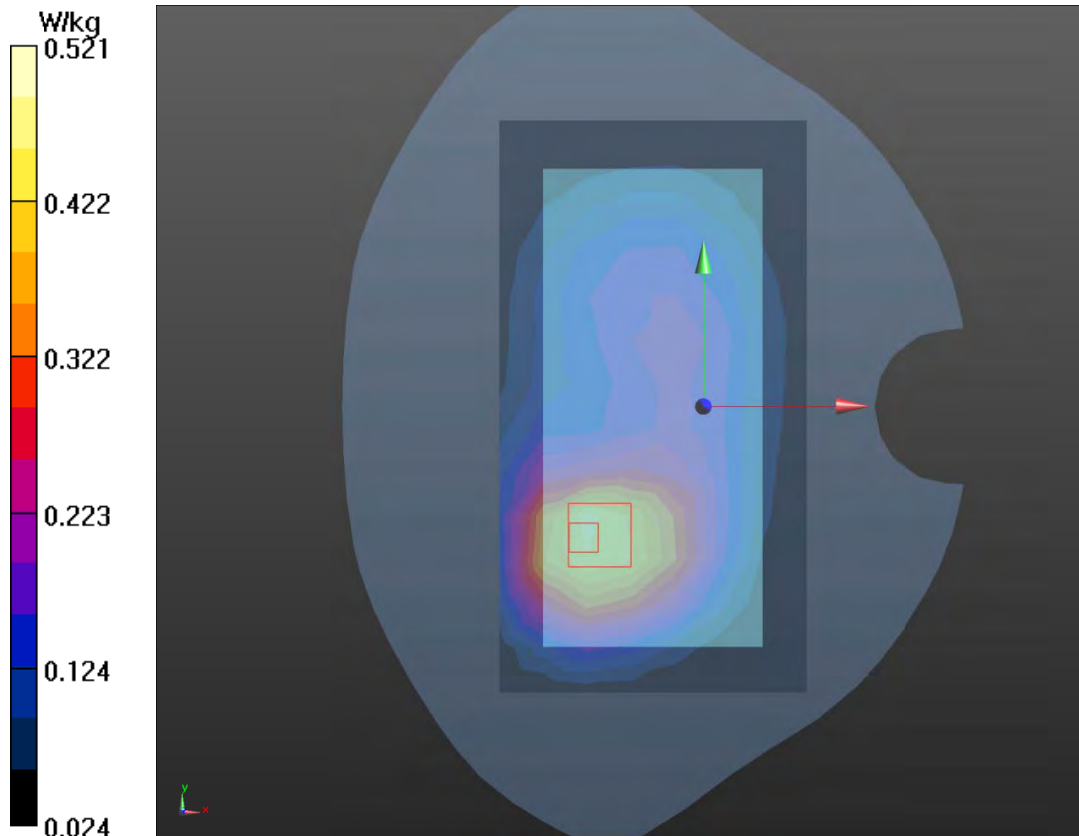
Peak SAR (extrapolated) = 0.789 W/kg

**SAR(1 g) = 0.481 W/kg; SAR(10 g) = 0.304 W/kg**

Smallest distance from peaks to all points 3 dB below = 21.5 mm

Ratio of SAR at M2 to SAR at M1 = 65.2%

Maximum value of SAR (measured) = 0.521 W/kg



**Plot 62 LTE Band 7 50%RB Bottom Edge Low (Distance 10mm)**

Date: 2022/12/11

Communication System: UID 0, LTE (0); Frequency: 2510 MHz; Duty Cycle: 1:1

Medium parameters used:  $f = 2510$  MHz;  $\sigma = 1.9$  S/m;  $\epsilon_r = 38.262$ ;  $\rho = 1000$  kg/m<sup>3</sup>

Ambient Temperature: 22.3 °C      Liquid Temperature: 21.5 °C

Phantom section: Flat Section

DASY5 Configuration:

Sensor-Surface: 1.4mm (Mechanical Surface Detection)

Probe: EX3DV4 - SN3677; ConvF(7.27, 7.27, 7.27); Calibrated: 2022/7/8

Electronics: DAE4 SN1317; Calibrated: 2022/6/13

Phantom: SAM1; Type: SAM; Serial: TP-1534

Measurement SW: DASY52, Version 52.10 (4); SEMCAD X Version 14.6.14 (7483)

**Bottom Edge Low/Area Scan (5x10x1):** Measurement grid: dx=12mm, dy=12mm

Maximum value of SAR (measured) = 0.533 W/kg

**Bottom Edge Low/Zoom Scan (7x7x7)/Cube 0:** Measurement grid: dx=5mm, dy=5mm, dz=5mm

Reference Value = 16.05 V/m; Power Drift = -0.05 dB

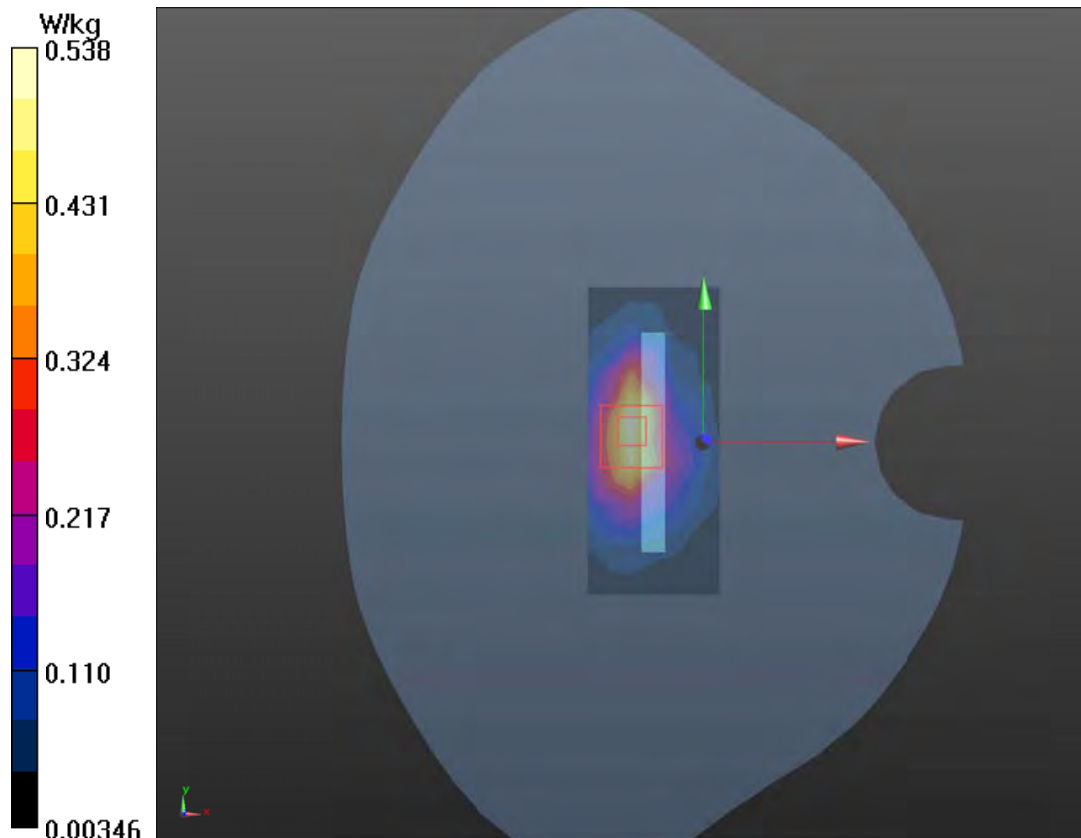
Peak SAR (extrapolated) = 0.906 W/kg

**SAR(1 g) = 0.515 W/kg; SAR(10 g) = 0.263 W/kg**

Smallest distance from peaks to all points 3 dB below = 11.3 mm

Ratio of SAR at M2 to SAR at M1 = 50.9%

Maximum value of SAR (measured) = 0.538 W/kg





**Plot 63 LTE Band 12 1RB Back Side Low (Distance 10mm)**

Date: 2022/12/7

Communication System: UID 0, LTE (0); Frequency: 704 MHz; Duty Cycle: 1:1

Medium parameters used:  $f = 704 \text{ MHz}$ ;  $\sigma = 0.894 \text{ S/m}$ ;  $\epsilon_r = 42.223$ ;  $\rho = 1000 \text{ kg/m}^3$

Ambient Temperature:  $22.3 \text{ }^\circ\text{C}$       Liquid Temperature:  $21.5 \text{ }^\circ\text{C}$

Phantom section: Flat Section

DASY5 Configuration:

Sensor-Surface: 1.4mm (Mechanical Surface Detection)

Probe: EX3DV4 - SN3677; ConvF(9.63, 9.63, 9.63); Calibrated: 2022/7/8

Electronics: DAE4 SN1317; Calibrated: 2022/6/13

Phantom: SAM1; Type: SAM; Serial: TP-1534

Measurement SW: DASY52, Version 52.10 (4); SEMCAD X Version 14.6.14 (7483)

**Back Side Low/Area Scan (8x14x1):** Measurement grid:  $dx=15\text{mm}$ ,  $dy=15\text{mm}$

Maximum value of SAR (measured) =  $0.350 \text{ W/kg}$

**Back Side Low/Zoom Scan (5x5x7)/Cube 0:** Measurement grid:  $dx=8\text{mm}$ ,  $dy=8\text{mm}$ ,  $dz=5\text{mm}$

Reference Value =  $14.99 \text{ V/m}$ ; Power Drift =  $-0.01 \text{ dB}$

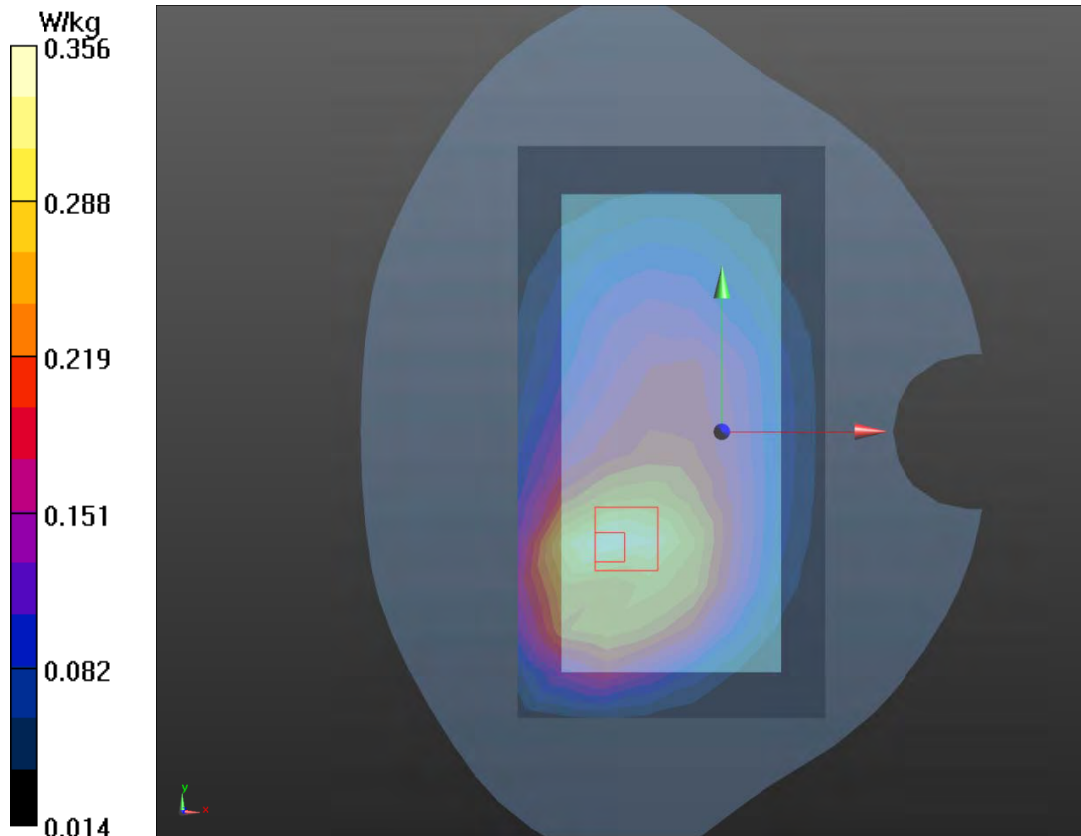
Peak SAR (extrapolated) =  $0.524 \text{ W/kg}$

**SAR(1 g) =  $0.335 \text{ W/kg}$ ; SAR(10 g) =  $0.226 \text{ W/kg}$**

Smallest distance from peaks to all points 3 dB below =  $12.5\text{mm}$

Ratio of SAR at M2 to SAR at M1 =  $68.2\%$

Maximum value of SAR (measured) =  $0.356 \text{ W/kg}$



**Plot 64 LTE Band 13 1RB Back Side Middle (Distance 10mm) (Battery 2)**

Date: 2022/12/7

Communication System: UID 0, LTE (0); Frequency: 782 MHz; Duty Cycle: 1:1

Medium parameters used:  $f = 782 \text{ MHz}$ ;  $\sigma = 0.921 \text{ S/m}$ ;  $\epsilon_r = 41.805$ ;  $\rho = 1000 \text{ kg/m}^3$

Ambient Temperature:  $22.3 \text{ }^\circ\text{C}$       Liquid Temperature:  $21.5 \text{ }^\circ\text{C}$

Phantom section: Flat Section

DASY5 Configuration:

Sensor-Surface: 1.4mm (Mechanical Surface Detection)

Probe: EX3DV4 - SN3677; ConvF(9.63, 9.63, 9.63); Calibrated: 2022/7/8

Electronics: DAE4 SN1317; Calibrated: 2022/6/13

Phantom: SAM1; Type: SAM; Serial: TP-1534

Measurement SW: DASY52, Version 52.10 (4); SEMCAD X Version 14.6.14 (7483)

**Back Side Middle/Area Scan (8x14x1):** Measurement grid:  $dx=15\text{mm}$ ,  $dy=15\text{mm}$

Maximum value of SAR (measured) =  $0.467 \text{ W/kg}$

**Back Side Middle/Zoom Scan (5x5x7)/Cube 0:** Measurement grid:  $dx=8\text{mm}$ ,  $dy=8\text{mm}$ ,  $dz=5\text{mm}$

Reference Value =  $15.65 \text{ V/m}$ ; Power Drift =  $0.01 \text{ dB}$

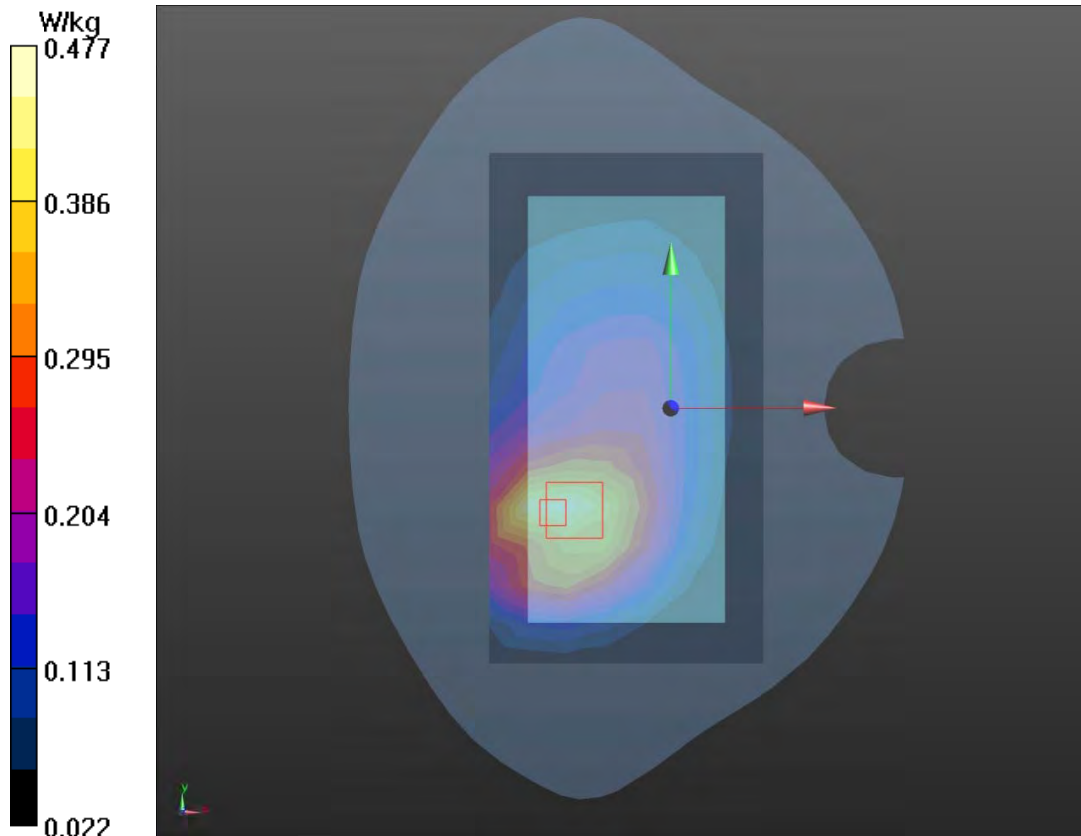
Peak SAR (extrapolated) =  $0.707 \text{ W/kg}$

**SAR(1 g) =  $0.443 \text{ W/kg}$ ; SAR(10 g) =  $0.293 \text{ W/kg}$**

Smallest distance from peaks to all points 3 dB below =  $13.1\text{mm}$

Ratio of SAR at M2 to SAR at M1 =  $64.4\%$

Maximum value of SAR (measured) =  $0.477 \text{ W/kg}$



**Plot 65 LTE Band 26 1RB Back Side Middle (Distance 10mm)**

Date: 2022/11/30

Communication System: UID 0, LTE (0); Frequency: 831.5 MHz; Duty Cycle: 1:1

Medium parameters used (interpolated):  $f = 831.5$  MHz;  $\sigma = 0.937$  S/m;  $\epsilon_r = 41.874$ ;  $\rho = 1000$  kg/m<sup>3</sup>

Ambient Temperature: 22.3 °C      Liquid Temperature: 21.5 °C

Phantom section: Flat Section

DASY5 Configuration:

Sensor-Surface: 1.4mm (Mechanical Surface Detection)

Probe: EX3DV4 - SN3677; ConvF(9.34, 9.34, 9.34); Calibrated: 2022/7/8

Electronics: DAE4 SN1317; Calibrated: 2022/6/13

Phantom: SAM1; Type: SAM; Serial: TP-1534

Measurement SW: DASY52, Version 52.10 (4); SEMCAD X Version 14.6.14 (7483)

**Back Side Middle/Area Scan (8x14x1):** Measurement grid: dx=15mm, dy=15mm

Maximum value of SAR (measured) = 0.481 W/kg

**Back Side Middle/Zoom Scan (5x5x7)/Cube 0:** Measurement grid: dx=8mm, dy=8mm, dz=5mm

Reference Value = 12.47 V/m; Power Drift = -0.05 dB

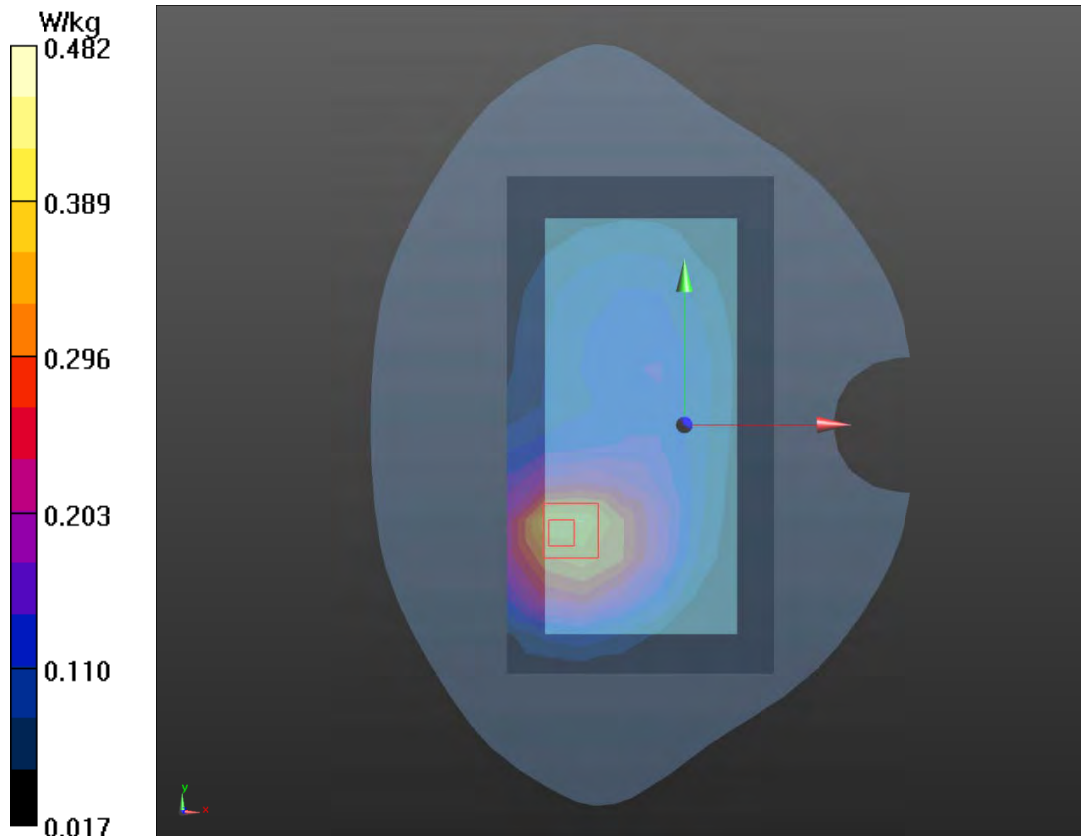
Peak SAR (extrapolated) = 0.657 W/kg

**SAR(1 g) = 0.452 W/kg; SAR(10 g) = 0.284 W/kg**

Smallest distance from peaks to all points 3 dB below = 20.9 mm

Ratio of SAR at M2 to SAR at M1 = 62.5%

Maximum value of SAR (measured) = 0.482 W/kg



**Plot 66 LTE Band 38 50%RB Bottom Edge Low (Distance 10mm)**

Date: 2022/12/13

Communication System: UID 0, LTE (0); Frequency: 2580 MHz; Duty Cycle: 1:1.58

Medium parameters used:  $f = 2580$  MHz;  $\sigma = 1.977$  S/m;  $\epsilon_r = 37.969$ ;  $\rho = 1000$  kg/m<sup>3</sup>

Ambient Temperature: 22.3 °C      Liquid Temperature: 21.5 °C

Phantom section: Flat Section

DASY5 Configuration:

Sensor-Surface: 1.4mm (Mechanical Surface Detection)

Probe: EX3DV4 - SN3677; ConvF(7.27, 7.27, 7.27); Calibrated: 2022/7/8

Electronics: DAE4 SN1317; Calibrated: 2022/6/13

Phantom: SAM1; Type: SAM; Serial: TP-1534

Measurement SW: DASY52, Version 52.10 (4); SEMCAD X Version 14.6.14 (7483)

**Bottom Edge Low/Area Scan (5x10x1):** Measurement grid: dx=12mm, dy=12mm

Maximum value of SAR (measured) = 0.349 W/kg

**Bottom Edge Low/Zoom Scan (7x7x7)/Cube 0:** Measurement grid: dx=5mm, dy=5mm, dz=5mm

Reference Value = 11.71 V/m; Power Drift = 0.03 dB

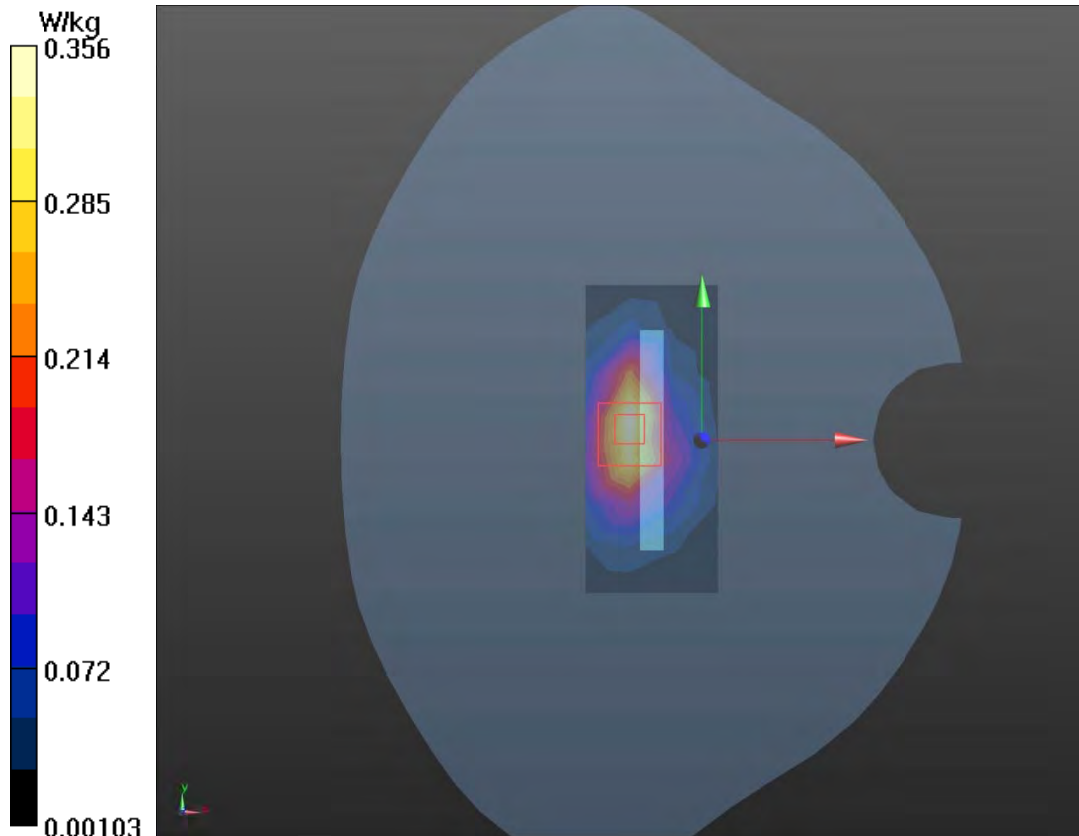
Peak SAR (extrapolated) = 0.516 W/kg

**SAR(1 g) = 0.325 W/kg; SAR(10 g) = 0.156 W/kg**

Smallest distance from peaks to all points 3 dB below = 11.2 mm

Ratio of SAR at M2 to SAR at M1 = 50.4%

Maximum value of SAR (measured) = 0.356 W/kg



**Plot 67 LTE Band 41 1RB Bottom Edge Middle (Distance 10mm)**

Date: 2022/12/13

Communication System: UID 0, LTE (0); Frequency: 2549.5 MHz; Duty Cycle: 1:1.58

Medium parameters used (interpolated):  $f = 2549.5$  MHz;  $\sigma = 1.942$  S/m;  $\epsilon_r = 38.069$ ;  $\rho = 1000$  kg/m<sup>3</sup>

Ambient Temperature: 22.3 °C      Liquid Temperature: 21.5 °C

Phantom section: Flat Section

DASY5 Configuration:

Sensor-Surface: 1.4mm (Mechanical Surface Detection)

Probe: EX3DV4 - SN3677; ConvF(7.27, 7.27, 7.27); Calibrated: 2022/7/8

Electronics: DAE4 SN1317; Calibrated: 2022/6/13

Phantom: SAM1; Type: SAM; Serial: TP-1534

Measurement SW: DASY52, Version 52.10 (4); SEMCAD X Version 14.6.14 (7483)

**Bottom Edge Middle/Area Scan (5x10x1):** Measurement grid: dx=12mm, dy=12mm

Maximum value of SAR (measured) = 0.406 W/kg

**Bottom Edge Middle/Zoom Scan (7x7x7)/Cube 0:** Measurement grid: dx=5mm, dy=5mm, dz=5mm

Reference Value = 12.98 V/m; Power Drift = 0.041 dB

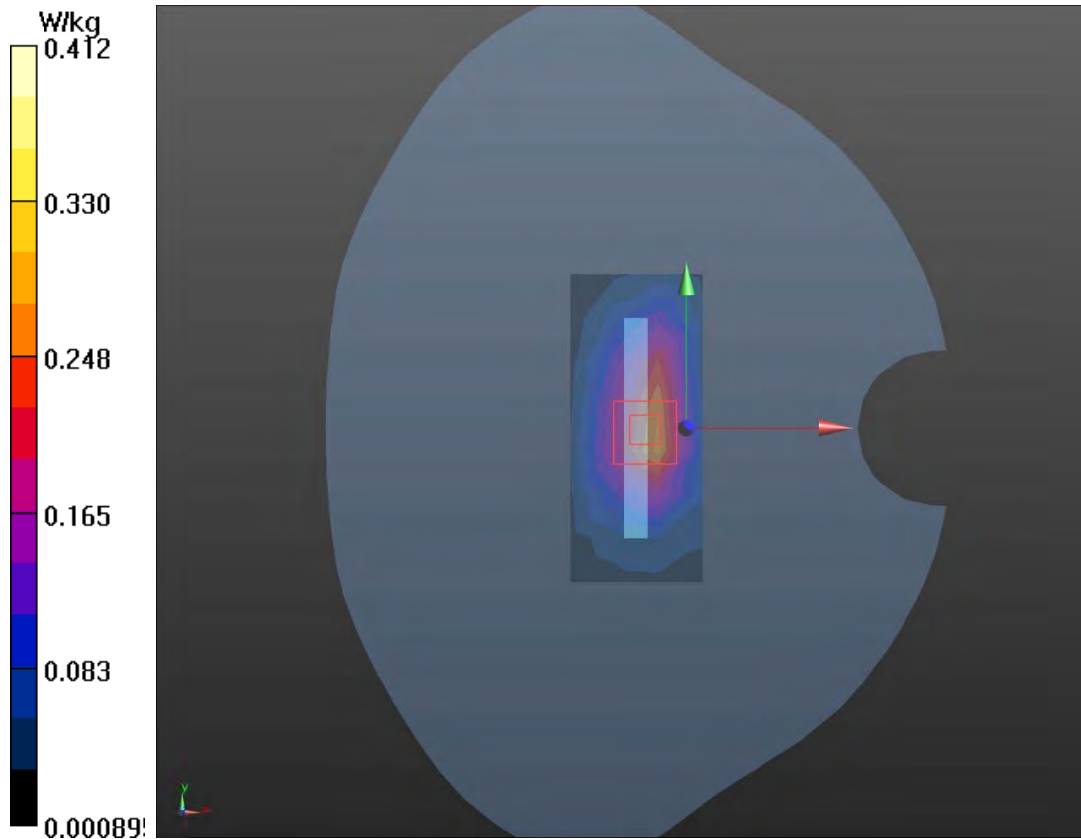
Peak SAR (extrapolated) = 0.621 W/kg

**SAR(1 g) = 0.381 W/kg; SAR(10 g) = 0.194 W/kg**

Smallest distance from peaks to all points 3 dB below = 11.2 mm

Ratio of SAR at M2 to SAR at M1 = 50.6%

Maximum value of SAR (measured) = 0.412 W/kg



**Plot 68 LTE Band 66 50%RB Bottom Edge Low (Distance 10mm)**

Date: 2022/12/7

Communication System: UID 0, LTE (0); Frequency: 1720 MHz; Duty Cycle: 1:1

Medium parameters used:  $f = 1720$  MHz;  $\sigma = 1.318$  S/m;  $\epsilon_r = 37.81$ ;  $\rho = 1000$  kg/m<sup>3</sup>

Ambient Temperature: 22.3 °C      Liquid Temperature: 21.5 °C

Phantom section: Flat Section

DASY5 Configuration:

Sensor-Surface: 1.4mm (Mechanical Surface Detection)

Probe: EX3DV4 - SN3677; ConvF(8.25, 8.25, 8.25); Calibrated: 2022/7/8

Electronics: DAE4 SN1317; Calibrated: 2022/6/13

Phantom: SAM1; Type: SAM; Serial: TP-1534

Measurement SW: DASY52, Version 52.10 (4); SEMCAD X Version 14.6.14 (7483)

**Bottom Edge Low/Area Scan (4x8x1):** Measurement grid: dx=15mm, dy=15mm

Maximum value of SAR (measured) = 0.520 W/kg

**Bottom Edge Low/Zoom Scan (5x5x7)/Cube 0:** Measurement grid: dx=8mm, dy=8mm, dz=5mm

Reference Value = 17.46 V/m; Power Drift = 0.10 dB

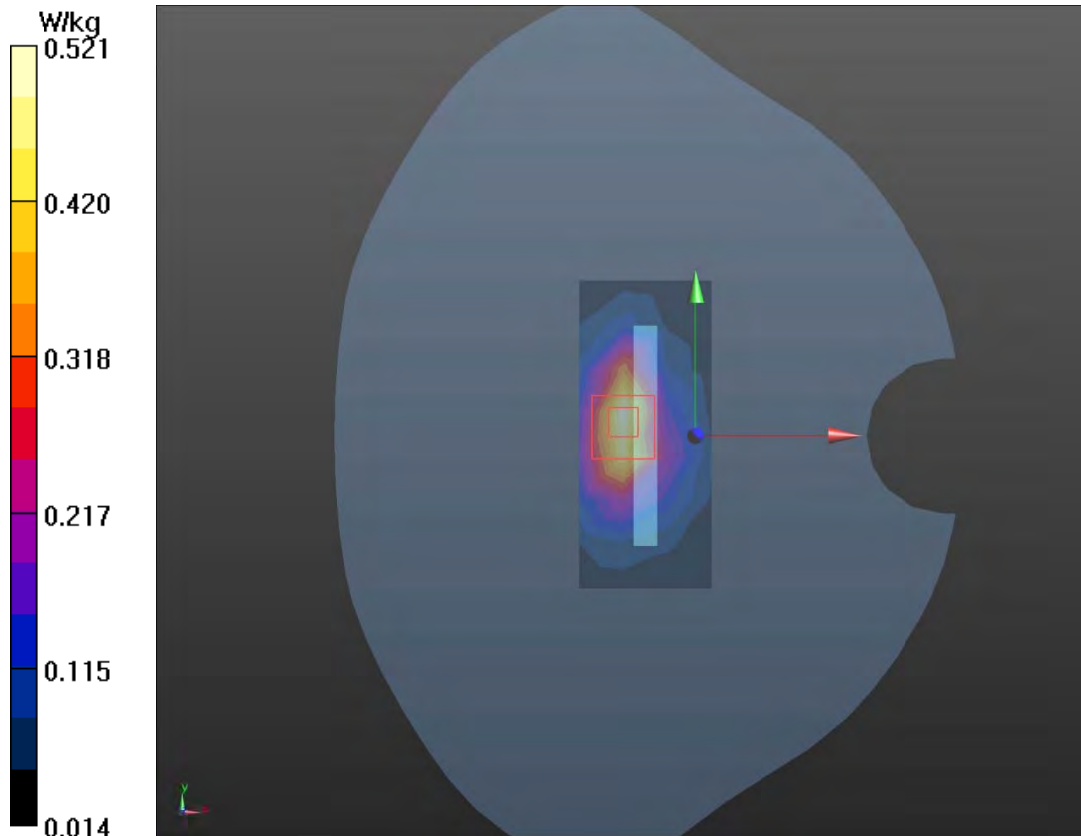
Peak SAR (extrapolated) = 0.812 W/kg

**SAR(1 g) = 0.486 W/kg; SAR(10 g) = 0.264 W/kg**

Smallest distance from peaks to all points 3 dB below = 11.2 mm

Ratio of SAR at M2 to SAR at M1 = 61.2%

Maximum value of SAR (measured) = 0.521 W/kg



**Plot 69 802.11b Right Edge Middle (Distance 10mm) (Battery 2)**

Date: 2022/12/8

Communication System: UID 0, 802.11b (0); Frequency: 2437 MHz; Duty Cycle: 1:1.02

Medium parameters used:  $f = 2437$  MHz;  $\sigma = 1.819$  S/m;  $\epsilon_r = 38.476$ ;  $\rho = 1000$  kg/m<sup>3</sup>

Ambient Temperature: 22.3 °C      Liquid Temperature: 21.5 °C

Phantom section: Flat Section

DASY5 Configuration:

Sensor-Surface: 1.4mm (Mechanical Surface Detection)

Probe: EX3DV4 - SN3677; ConvF(7.46, 7.46, 7.46); Calibrated: 2022/7/8

Electronics: DAE4 SN1317; Calibrated: 2022/6/13

Phantom: SAM1; Type: SAM; Serial: TP-1534

Measurement SW: DASY52, Version 52.10 (4); SEMCAD X Version 14.6.14 (7483)

**Right Edge Middle/Area Scan (5x18x1):** Measurement grid: dx=12mm, dy=12mm

Maximum value of SAR (measured) = 0.332 W/kg

**Right Edge Middle/Zoom Scan (7x7x7)/Cube 0:** Measurement grid: dx=5mm, dy=5mm, dz=5mm

Reference Value = 6.699 V/m; Power Drift = -0.035 dB

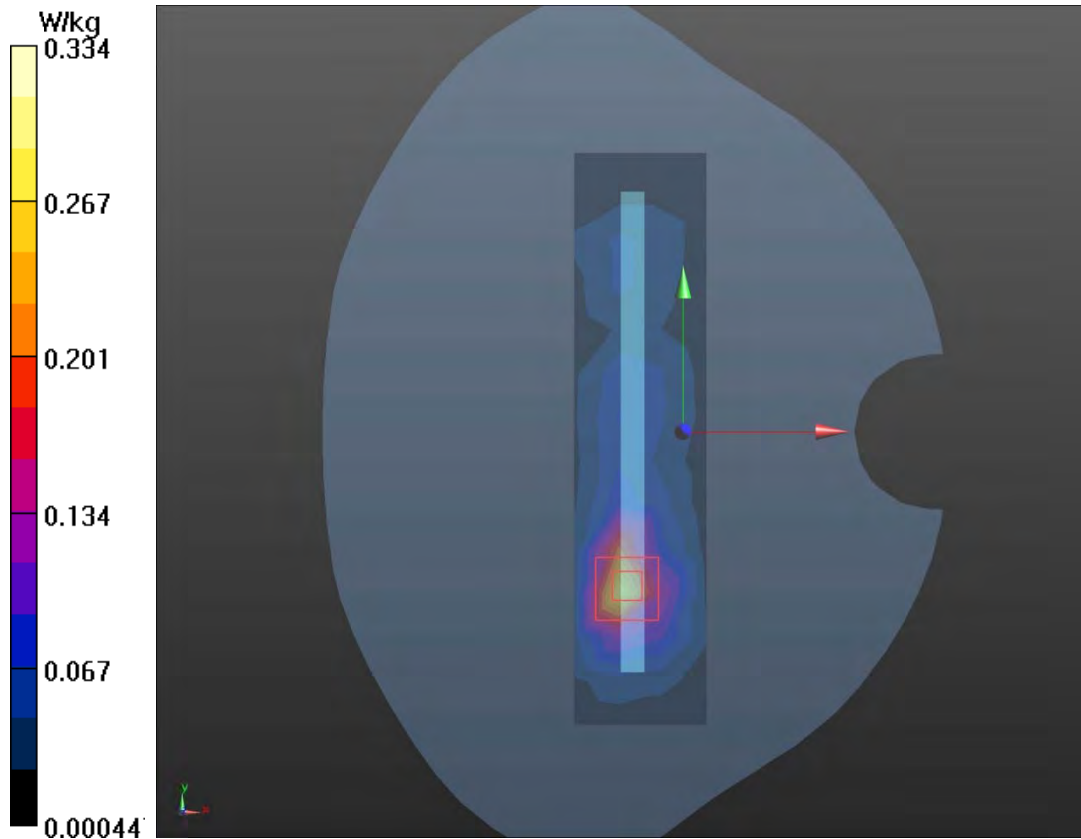
Peak SAR (extrapolated) = 0.518 W/kg

**SAR(1 g) = 0.290 W/kg; SAR(10 g) = 0.131 W/kg**

Smallest distance from peaks to all points 3 dB below = 9.3 mm

Ratio of SAR at M2 to SAR at M1 = 50.2%

Maximum value of SAR (measured) = 0.334 W/kg



**Plot 70 802.11a U-NII-1 Top Edge High (Distance 10mm) (Battery 2)**

Date: 2022/12/1

Communication System: UID 0, 802.11n HT40 (0); Frequency: 5230 MHz; Duty Cycle: 1:1

Medium parameters used:  $f = 5230$  MHz;  $\sigma = 4.858$  S/m;  $\epsilon_r = 36.82$ ;  $\rho = 1000$  kg/m<sup>3</sup>

Ambient Temperature: 22.3 °C      Liquid Temperature: 21.5 °C

Phantom section: Flat Section

DASY5 Configuration:

Sensor-Surface: 1.4mm (Mechanical Surface Detection)

Probe: EX3DV4 - SN3677; ConvF(5.48, 5.48, 5.48); Calibrated: 2022/7/8

Electronics: DAE4 SN1317; Calibrated: 2022/6/13

Phantom: SAM1; Type: SAM; Serial: TP-1534

Measurement SW: DASY52, Version 52.10 (4); SEMCAD X Version 14.6.14 (7483)

**Top Edge High/Area Scan (6x12x1):** Measurement grid: dx=10mm, dy=10mm

Maximum value of SAR (measured) = 0.658 W/kg

**Top Edge High/Zoom Scan (7x7x12)/Cube 0:** Measurement grid: dx=4mm, dy=4mm, dz=2mm

Reference Value = 9.136 V/m; Power Drift = -0.033 dB

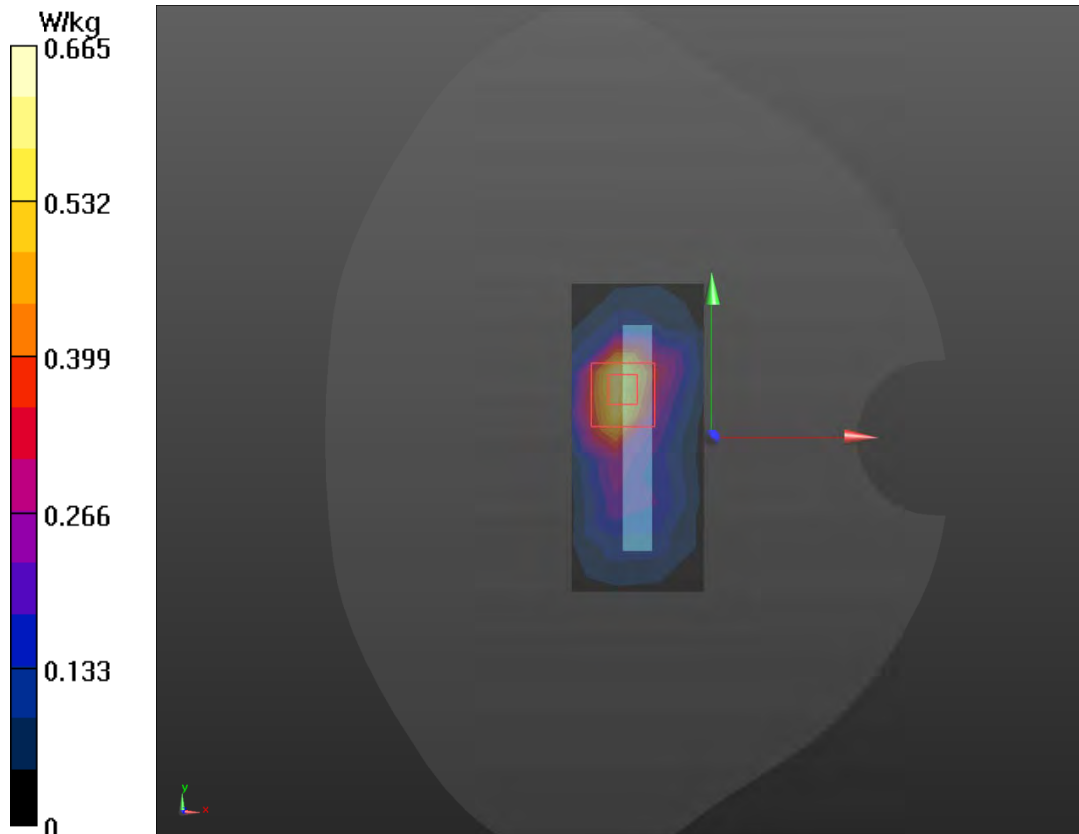
Peak SAR (extrapolated) = 1.31 W/kg

**SAR(1 g) = 0.638 W/kg; SAR(10 g) = 0.216 W/kg**

Smallest distance from peaks to all points 3 dB below = 8.6 mm

Ratio of SAR at M2 to SAR at M1 = 40.8%

Maximum value of SAR (measured) = 0.665 W/kg





**Plot 71 Bluetooth Right Edge Middle (Distance 10mm)**

Date: 2022/12/8

Communication System: UID 0, BT (0); Frequency: 2441 MHz; Duty Cycle: 1:1.30

Medium parameters used:  $f = 2441$  MHz;  $\sigma = 1.834$  S/m;  $\epsilon_r = 37.585$ ;  $\rho = 1000$  kg/m<sup>3</sup>

Ambient Temperature: 22.3 °C      Liquid Temperature: 21.5 °C

Phantom section: Flat Section

DASY5 Configuration:

Sensor-Surface: 1.4mm (Mechanical Surface Detection)

Probe: EX3DV4 - SN3677; ConvF(7.46, 7.46, 7.46); Calibrated: 2022/7/8

Electronics: DAE4 SN1317; Calibrated: 2022/6/13

Phantom: SAM1; Type: SAM; Serial: TP-1534

Measurement SW: DASY52, Version 52.10 (4); SEMCAD X Version 14.6.14 (7483)

**Right Edge Middle/Area Scan (7x18x1):** Measurement grid: dx=12mm, dy=12mm

Maximum value of SAR (measured) = 0.063 W/kg

**Right Edge Middle/Zoom Scan (7x7x7)/Cube 0:** Measurement grid: dx=5mm, dy=5mm, dz=5mm

Reference Value = 1.534 V/m; Power Drift = 0.038 dB

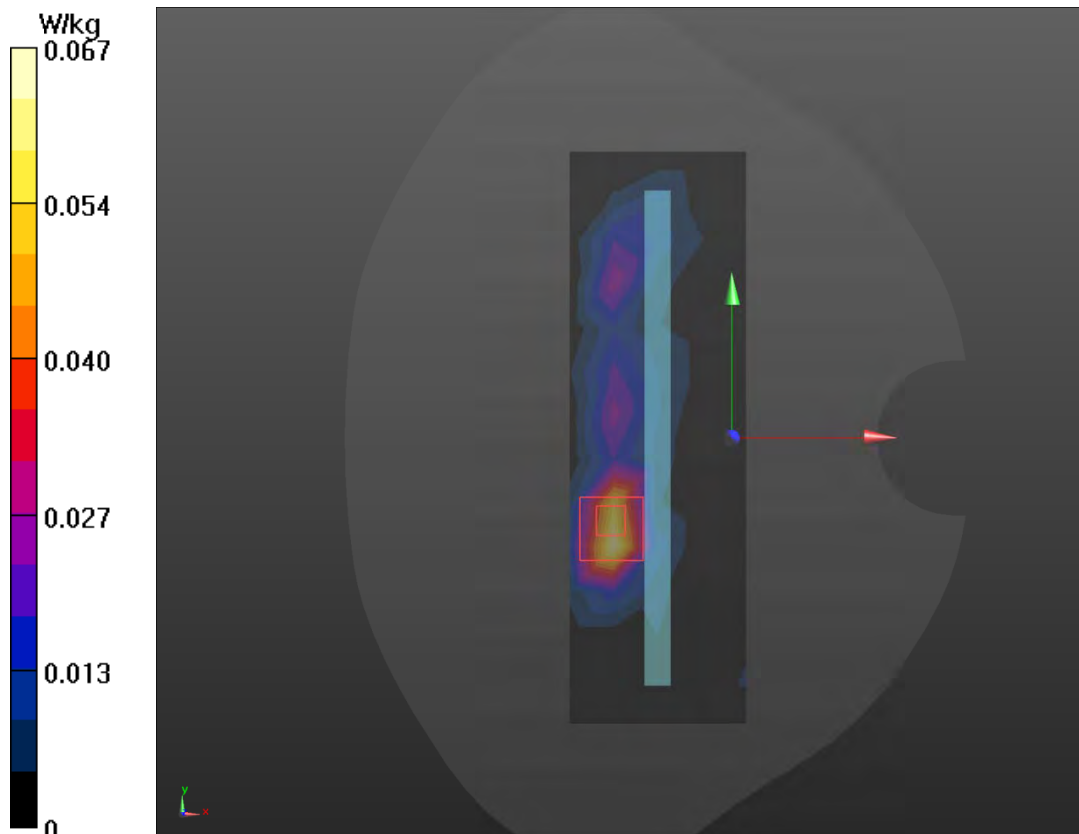
Peak SAR (extrapolated) = 0.101 W/kg

**SAR(1 g) = 0.053 W/kg; SAR(10 g) = 0.021 W/kg**

Smallest distance from peaks to all points 3 dB below = 8.5mm

Ratio of SAR at M2 to SAR at M1 = 43%

Maximum value of SAR (measured) = 0.067 W/kg



**Plot 72 802.11a U-NII-2A Top Edge Middle (Distance 0mm)**

Date: 2022/12/2

Communication System: UID 0, 802.11a (0); Frequency: 5280 MHz; Duty Cycle: 1:1

Medium parameters used:  $f = 5280$  MHz;  $\sigma = 4.805$  S/m;  $\epsilon_r = 36.71$ ;  $\rho = 1000$  kg/m<sup>3</sup>

Ambient Temperature: 22.3 °C      Liquid Temperature: 21.5 °C

Phantom section: Flat Section

DASY5 Configuration:

Sensor-Surface: 1.4mm (Mechanical Surface Detection)

Probe: EX3DV4 - SN3677; ConvF(5.48, 5.48, 5.48); Calibrated: 2022/7/8

Electronics: DAE4 SN1317; Calibrated: 2022/6/13

Phantom: SAM1; Type: SAM; Serial: TP-1534

Measurement SW: DASY52, Version 52.10 (4); SEMCAD X Version 14.6.14 (7483)

**Top Edge Middle/Area Scan (6x12x1):** Measurement grid: dx=10mm, dy=10mm

Maximum value of SAR (measured) = 4.48 W/kg

**Top Edge Middle/Zoom Scan (7x7x12)/Cube 0:** Measurement grid: dx=4mm, dy=4mm, dz=2mm

Reference Value = 25.20 V/m; Power Drift = -0.062 dB

Peak SAR (extrapolated) = 11.4 W/kg

**SAR(1 g) = 4.52 W/kg; SAR(10 g) = 1.28W/kg**

Smallest distance from peaks to all points 3 dB below = 4.5 mm

Ratio of SAR at M2 to SAR at M1 = 17.1%

Maximum value of SAR (measured) = 5.51 W/kg

