

Report No.: SUHR/2022/1001001

Rev.: 01

Page: 1 of 40

TEST REPORT

Application No.: HR/2022/10010

Applicant: Honor Device Co., Ltd.

Address of Applicant: Suite 3401, Unit A, Building 6, Shum Yip Sky Park, No. 8089, Hongli West Road, Xiangmihu Street, Futian District, Shenzhen, Guangdong 518040, People's Republic of China

Manufacturer: Honor Device Co., Ltd.

Address of Manufacturer: Suite 3401, Unit A, Building 6, Shum Yip Sky Park, No. 8089, Hongli West Road, Xiangmihu Street, Futian District, Shenzhen, Guangdong 518040, People's Republic of China

EUT Description: Smart Phone

Model No.: CMA-LX3

Trade Mark: HONOR

FCC ID: 2AYGCCMA-LX3

Standards:
 47 CFR Part 2
 47 CFR Part 22 subpart H
 47 CFR Part 24 subpart E
 47 CFR Part 27 subpart E
 47 CFR Part 27 subpart L
 47 CFR Part 27 subpart M
 47 CFR Part 90 subpart S

Date of Receipt: 2022/2/11

Date of Test: 2022/2/13 to 2022/2/28

Date of Issue: 2022/3/4

| | |
|----------------------|---------------|
| Test Result : | PASS * |
|----------------------|---------------|

* In the configuration tested, the EUT detailed in this report complied with the standards specified above.

Authorized Signature:

Panta Sun
Wireless Laboratory Manager




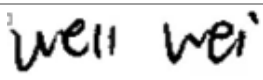
Unless otherwise agreed in writing, this document is issued by the Company subject to its General Conditions of Service printed overleaf, available on request or accessible at <http://www.sgs.com/en/Terms-and-Conditions.aspx> and, for electronic format documents, subject to Terms and Conditions for Electronic Documents at <http://www.sgs.com/en/Terms-and-Conditions/Terms-e-Documents.aspx>. Attention is drawn to the limitation of liability, indemnification and jurisdiction issues defined therein. Any holder of this document is advised that information contained hereon reflects the Company's findings at the time of its intervention only and within the limits of Client's instructions, if any. The Company's sole responsibility is to its Client and this document does not exonerate parties to a transaction from exercising all their rights and obligations under the transaction documents. This document cannot be reproduced except in full, without prior written approval of the Company. Any unauthorized alteration, forgery or falsification of the content or appearance of this document is unlawful and offenders may be prosecuted to the fullest extent of the law. Unless otherwise stated the results shown in this test report refer only to the sample(s) tested and such sample(s) are retained for 30 days only.
Attention: To check the authenticity of testing/inspection report & certificate, please contact us at telephone: (86-755) 8307 1443, or email: CN.Doccheck@sgs.com

South of No. 6 Plant, No. 1, Runsheng Road, Suzhou Industrial Park, Suzhou Area, China (Jiangsu) Pilot Free Trade Zone 215000
 中国·苏州·中国(江苏)自由贸易试验区苏州片区苏州工业园区润胜路1号的6号厂房南楼 邮编: 215000

t (86-512) 62992980 www.sgs.com.cn
 t (86-512) 62992980 sgs.china@sgs.com

1 Version

| Revision Record | | | | |
|-----------------|---------|----------|----------|----------|
| Version | Chapter | Date | Modifier | Remark |
| 01 | | 2022/3/4 | | Original |
| | | | | |
| | | | | |

| | | |
|--------------------|--|--|
| Prepared By | |  <hr/> (Weller Liu) / Engineer |
| Checked By | |  <hr/> (Well Wei) / Reviewer |



Unless otherwise agreed in writing, this document is issued by the Company subject to its General Conditions of Service printed overleaf, available on request or accessible at <http://www.sgs.com/en/Terms-and-Conditions.aspx> and, for electronic format documents, subject to Terms and Conditions for Electronic Documents at <http://www.sgs.com/en/Terms-and-Conditions/Terms-e-Documents.aspx>. Attention is drawn to the limitation of liability, indemnification and jurisdiction issues defined therein. Any holder of this document is advised that information contained hereon reflects the Company's findings at the time of its intervention only and within the limits of Client's instructions, if any. The Company's sole responsibility is to its Client and this document does not exonerate parties to a transaction from exercising all their rights and obligations under the transaction documents. This document cannot be reproduced except in full, without prior written approval of the Company. Any unauthorized alteration, forgery or falsification of the content or appearance of this document is unlawful and offenders may be prosecuted to the fullest extent of the law. Unless otherwise stated the results shown in this test report refer only to the sample(s) tested and such sample(s) are retained for 30 days only.

Attention: To check the authenticity of testing / inspection report & certificate, please contact us at telephone: (86-755) 8307 1443, or email: CN.Doccheck@sgs.com

South of No. 6 Plant, No. 1, Runsheng Road, Suzhou Industrial Park, Suzhou Area, China (Jiangsu) Pilot Free Trade Zone 215000
 中国·苏州·中国(江苏)自由贸易试验区苏州片区苏州工业园区润胜路1号的6号厂房南楼 邮编: 215000

t (86-512) 62992980 www.sgs.com.cn
 s (86-512) 62992980 sgs.china@sgs.com

Contents

| | | |
|---|---|----|
| 1 | Version..... | 2 |
| 2 | Test Summary..... | 5 |
| | 2.1 GSM850/UMTS Band 5/LTE Band 5/26(824~849 MHz)..... | 5 |
| | 2.2 GSM 1900/UMTS Band 2 /LTE Band 2..... | 6 |
| | 2.3 UMTS Band 4 /LTE Band 4 /66..... | 7 |
| | 2.4 LTE Band 7/38..... | 8 |
| | 2.5 LTE Band 13..... | 9 |
| | 2.6 LTE Band 26(814~824 MHz) | 10 |
| 3 | General Information..... | 11 |
| | 3.1 Details of Client | 11 |
| | 3.2 Test Location | 11 |
| | 3.3 Test Facility | 11 |
| | 3.4 General Description of EUT | 12 |
| | 3.5 Test Mode | 13 |
| | 3.6 Test Environment..... | 13 |
| | 3.7 Technical Specification | 14 |
| | 3.8 Test Frequencies..... | 17 |
| 4 | Description of Tests..... | 24 |
| | 4.1 Maximum Output Power | 24 |
| | 4.2 Effective (Isotropic) Radiated Power of Transmitter | 25 |
| | 4.3 Occupied Bandwidth..... | 26 |
| | 4.4 Band Edge at Antenna Terminals..... | 27 |
| | 4.5 Spurious And Harmonic Emissions at Antenna Terminal..... | 28 |
| | 4.6 Peak-Average Ratio | 29 |
| | 4.7 Field Strength of Spurious Radiation | 30 |
| | 4.8 Frequency Stability / Temperature Variation..... | 31 |
| | 4.9 Test Setups | 32 |
| | 4.9.1 Test Setup 1..... | 32 |
| | 4.9.2 Test Setup 2..... | 32 |
| | 4.9.3 Test Setup 3..... | 33 |
| | 4.10 Test Conditions | 34 |



Unless otherwise agreed in writing, this document is issued by the Company subject to its General Conditions of Service printed overleaf, available on request or accessible at <http://www.sgs.com/en/Terms-and-Conditions.aspx> and, for electronic format documents, subject to Terms and Conditions for Electronic Documents at <http://www.sgs.com/en/Terms-and-Conditions/Terms-e-Documents.aspx>. Attention is drawn to the limitation of liability, indemnification and jurisdiction issues defined therein. Any holder of this document is advised that information contained hereon reflects the Company's findings at the time of its intervention only and within the limits of Client's instructions, if any. The Company's sole responsibility is to its Client and this document does not exonerate parties to a transaction from exercising all their rights and obligations under the transaction documents. This document cannot be reproduced except in full, without prior written approval of the Company. Any unauthorized alteration, forgery or falsification of the content or appearance of this document is unlawful and offenders may be prosecuted to the fullest extent of the law. Unless otherwise stated the results shown in this test report refer only to the sample(s) tested and such sample(s) are retained for 30 days only.
Attention: To check the authenticity of testing /inspection report & certificate, please contact us at telephone: (86-755) 8307 1443, or email: CN.Doccheck@sgs.com

South of No. 6 Plant, No. 1, Runsheng Road, Suzhou Industrial Park, Suzhou Area, China (Jiangsu) Pilot Free Trade Zone 215000 t (86-512) 62992980 www.sgs.com.cn
 中国·苏州·中国(江苏)自由贸易试验区苏州片区苏州工业园区润胜路1号的6号厂房南楼 邮编: 215000 t (86-512) 62992980 sgs.china@sgs.com



Report No.: SUHR/2022/1001001

Rev.: 01

Page: 4 of 40

5 Main Test Instruments..... 37

6 Measurement Uncertainty..... 39

7 Appendixes..... 40



Unless otherwise agreed in writing, this document is issued by the Company subject to its General Conditions of Service printed overleaf, available on request or accessible at <http://www.sgs.com/en/Terms-and-Conditions.aspx> and, for electronic format documents, subject to Terms and Conditions for Electronic Documents at <http://www.sgs.com/en/Terms-and-Conditions/Terms-e-Documents.aspx>. Attention is drawn to the limitation of liability, indemnification and jurisdiction issues defined therein. Any holder of this document is advised that information contained hereon reflects the Company's findings at the time of its intervention only and within the limits of Client's instructions, if any. The Company's sole responsibility is to its Client and this document does not exonerate parties to a transaction from exercising all their rights and obligations under the transaction documents. This document cannot be reproduced except in full, without prior written approval of the Company. Any unauthorized alteration, forgery or falsification of the content or appearance of this document is unlawful and offenders may be prosecuted to the fullest extent of the law. Unless otherwise stated the results shown in this test report refer only to the sample(s) tested and such sample(s) are retained for 30 days only.

Attention: To check the authenticity of testing/inspection report & certificate, please contact us at telephone: (86-755) 8307 1443, or email: CN.Doccheck@sgs.com

South of No. 6 Plant, No. 1, Runsheng Road, Suzhou Industrial Park, Suzhou Area, China (Jiangsu) Pilot Free Trade Zone 215000 t (86-512) 62992980 www.sgs.com.cn
 中国·苏州·中国(江苏)自由贸易试验区苏州片区苏州工业园区润胜路1号的6号厂房南楼 邮编: 215000 t (86-512) 62992980 sgs.china@sgs.com

2 Test Summary

2.1 GSM850/UMTS Band 5/LTE Band 5/26(824~849 MHz)

| Test Item | FCC Rule No. | Requirements | Test Result | Verdict |
|--|--|---|-------------------------|---------|
| Effective (Isotropic) Radiated Power Output Data | §2.1046, §22.913(a)(5) | ERP ≤ 7 W | Section 1 of Appendix B | Pass |
| Peak-Average Ratio | §22.913(d) | Limit≤13 dB | Section 2 of Appendix B | Pass |
| Modulation Characteristics | §2.1047 | Digital modulation | Section 3 of Appendix B | Pass |
| Bandwidth | §2.1049 | OBW: No limit. EBW: No limit. | Section 4 of Appendix B | Pass |
| Band Edges Compliance | §2.1051, §22.917(a) | ≤ -13 dBm/1%*EBW, in 1 MHz bands immediately outside and adjacent to the frequency block. | Section 5 of Appendix B | Pass |
| Spurious Emission at Antenna Terminals | §2.1051, §22.917(a) | FCC: ≤ -13 dBm/100 kHz, from 9 kHz to 10th harmonics but outside authorized operating frequency ranges. | Section 6 of Appendix B | Pass |
| Field Strength of Spurious Radiation | §2.1053, §22.917(a) | FCC: ≤ -13 dBm/100 kHz. | Section 7 of Appendix B | Pass |
| Frequency Stability | §2.1055(a)(1)(b) §2.1055(d)(2) §22.355 | ≤ ±2.5ppm. | Section 8 of Appendix B | Pass |



Unless otherwise agreed in writing, this document is issued by the Company subject to its General Conditions of Service printed overleaf, available on request or accessible at <http://www.sgs.com/en/Terms-and-Conditions.aspx> and, for electronic format documents, subject to Terms and Conditions for Electronic Documents at <http://www.sgs.com/en/Terms-and-Conditions/Terms-e-Documents.aspx>. Attention is drawn to the limitation of liability, indemnification and jurisdiction issues defined therein. Any holder of this document is advised that information contained hereon reflects the Company's findings at the time of its intervention only and within the limits of Client's instructions, if any. The Company's sole responsibility is to its Client and this document does not exonerate parties to a transaction from exercising all their rights and obligations under the transaction documents. This document cannot be reproduced except in full, without prior written approval of the Company. Any unauthorized alteration, forgery or falsification of the content or appearance of this document is unlawful and offenders may be prosecuted to the fullest extent of the law. Unless otherwise stated the results shown in this test report refer only to the sample(s) tested and such sample(s) are retained for 30 days only.
Attention: To check the authenticity of testing /inspection report & certificate, please contact us at telephone: (86-755) 8307 1443, or email: CN.Doccheck@sgs.com

SGS-CSTC Standards Technical Services (Suzhou) Co., Ltd.
Wireless Laboratory

South of No. 6 Plant, No. 1, Runsheng Road, Suzhou Industrial Park, Suzhou Area, China (Jiangsu) Pilot Free Trade Zone 215000
中国·苏州·中国(江苏)自由贸易试验区苏州片区苏州工业园区润胜路1号的6号厂房南楼 邮编: 215000

t (86-512) 62992980 www.sgs.com.cn
t (86-512) 62992980 sgs.china@sgs.com

2.2 GSM 1900/UMTS Band 2 /LTE Band 2

| Test Item | FCC Rule No. | Requirements | Test Result | Verdict |
|--|--|--|-------------------------|---------|
| Effective (Isotropic) Radiated Power Output Data | §2.1046, §24.232(c) | EIRP ≤ 2 W | Section 1 of Appendix B | Pass |
| Peak-Average Ratio | §24.232(d) | Limit≤13 dB | Section 2 of Appendix B | Pass |
| Modulation Characteristics | §2.1047 | Digital modulation | Section 3 of Appendix B | Pass |
| Bandwidth | §2.1049 | OBW: No limit. EBW: No limit. | Section 4 of Appendix B | Pass |
| Band Edges Compliance | §2.1051, §24.238(a) | ≤ -13 dBm/1%*EBW, in 1 MHz bands immediately outside and adjacent to the frequency block. | Section 5 of Appendix B | Pass |
| Spurious Emission at Antenna Terminals | §2.1051, §24.238(a) | ≤ -13 dBm/1 MHz, from 9 kHz to 10 th harmonics but outside authorized operating frequency ranges. | Section 6 of Appendix B | Pass |
| Field Strength of Spurious Radiation | §2.1053, §24.238(a) | ≤ -13 dBm/1 MHz. | Section 7 of Appendix B | Pass |
| Frequency Stability | §2.1055(a)(1)(b) §2.1055(d)(2) §24.235 | Within authorized bands of operation/frequency block. | Section 8 of Appendix B | Pass |



Unless otherwise agreed in writing, this document is issued by the Company subject to its General Conditions of Service printed overleaf, available on request or accessible at <http://www.sgs.com/en/Terms-and-Conditions.aspx> and, for electronic format documents, subject to Terms and Conditions for Electronic Documents at <http://www.sgs.com/en/Terms-and-Conditions/Terms-e-Documents.aspx>. Attention is drawn to the limitation of liability, indemnification and jurisdiction issues defined therein. Any holder of this document is advised that information contained hereon reflects the Company's findings at the time of its intervention only and within the limits of Client's instructions, if any. The Company's sole responsibility is to its Client and this document does not exonerate parties to a transaction from exercising all their rights and obligations under the transaction documents. This document cannot be reproduced except in full, without prior written approval of the Company. Any unauthorized alteration, forgery or falsification of the content or appearance of this document is unlawful and offenders may be prosecuted to the fullest extent of the law. Unless otherwise stated the results shown in this test report refer only to the sample(s) tested and such sample(s) are retained for 30 days only.

Attention: To check the authenticity of testing /inspection report & certificate, please contact us at telephone: (86-755) 8307 1443, or email: CN.Doccheck@sgs.com

SGS-CSTC Standards Technical Services (Suzhou) Co., Ltd.
Wireless Laboratory

South of No. 6 Plant, No. 1, Runsheng Road, Suzhou Industrial Park, Suzhou Area, China (Jiangsu) Pilot Free Trade Zone 215000
中国·苏州·中国(江苏)自由贸易试验区苏州片区苏州工业园区润胜路1号的6号厂房南楼 邮编: 215000

t (86-512) 62992980 www.sgs.com.cn
t (86-512) 62992980 sgs.china@sgs.com

2.3 UMTS Band 4 /LTE Band 4 /66

| Test Item | FCC Rule No. | Requirements | Test Result | Verdict |
|--|---|--|-------------------------|---------|
| Effective (Isotropic) Radiated Power Output Data | §2.1046, §27.50(d)(4) | EIRP ≤ 1 W | Section 1 of Appendix B | Pass |
| Peak-Average Ratio | §27.50(d)(5) | Limit≤13 dB | Section 2 of Appendix B | Pass |
| Modulation Characteristics | §2.1047 | Digital modulation | Section 3 of Appendix B | Pass |
| Bandwidth | §2.1049 | OBW: No limit. EBW: No limit. | Section 4 of Appendix B | Pass |
| Band Edges Compliance | §2.1051, §27.53(h) | ≤ -13 dBm/1%*EBW, in 1 MHz bands immediately outside and adjacent to the frequency block. | Section 5 of Appendix B | Pass |
| Spurious Emission at Antenna Terminals | §2.1051, §27.53(h) | ≤ -13 dBm/1 MHz, from 9 kHz to 10 th harmonics but outside authorized operating frequency ranges. | Section 6 of Appendix B | Pass |
| Field Strength of Spurious Radiation | §2.1053, §27.53(h) | ≤ -13 dBm/1 MHz. | Section 7 of Appendix B | Pass |
| Frequency Stability | §2.1055(a)(1)(b) §2.1055(d)(2) §27.54 | Within authorized bands of operation/frequency block. | Section 8 of Appendix B | Pass |



Unless otherwise agreed in writing, this document is issued by the Company subject to its General Conditions of Service printed overleaf, available on request or accessible at <http://www.sgs.com/en/Terms-and-Conditions.aspx> and, for electronic format documents, subject to Terms and Conditions for Electronic Documents at <http://www.sgs.com/en/Terms-and-Conditions/Terms-e-Documents.aspx>. Attention is drawn to the limitation of liability, indemnification and jurisdiction issues defined therein. Any holder of this document is advised that information contained hereon reflects the Company's findings at the time of its intervention only and within the limits of Client's instructions, if any. The Company's sole responsibility is to its Client and this document does not exonerate parties to a transaction from exercising all their rights and obligations under the transaction documents. This document cannot be reproduced except in full, without prior written approval of the Company. Any unauthorized alteration, forgery or falsification of the content or appearance of this document is unlawful and offenders may be prosecuted to the fullest extent of the law. Unless otherwise stated the results shown in this test report refer only to the sample(s) tested and such sample(s) are retained for 30 days only.
Attention: To check the authenticity of testing /inspection report & certificate, please contact us at telephone: (86-755) 8307 1443, or email: CN.Doccheck@sgs.com

South of No. 6 Plant, No. 1, Runsheng Road, Suzhou Industrial Park, Suzhou Area, China (Jiangsu) Pilot Free Trade Zone 215000
 中国·苏州·中国(江苏)自由贸易试验区苏州片区苏州工业园区润胜路1号的6号厂房南楼 邮编: 215000

t (86-512) 62992980 www.sgs.com.cn
 t (86-512) 62992980 sgs.china@sgs.com

2.4 LTE Band 7/38

| Test Item | FCC Rule No. | Requirements | Test Result | Verdict |
|--|---|---|-------------------------|---------|
| Effective (Isotropic) Radiated Power Output Data | §2.1046, §27.50(h)(2) | EIRP ≤ 2W | Section 1 of Appendix B | Pass |
| Peak-Average Ratio | --- | ≤13 dB | Section 2 of Appendix B | Pass |
| Modulation Characteristics | §2.1047 | Digital modulation | Section 3 of Appendix B | Pass |
| Bandwidth | §2.1049 | OBW: No limit. EBW: No limit. | Section 4 of Appendix B | Pass |
| Band Edges Compliance | §2.1051, §27.53(m4) | For mobile digital stations, the attenuation factor shall be not less than 40 + 10 log (P) dB on all frequencies between the channel edge and 5 megahertz from the channel edge, 43 + 10 log (P) dB on all frequencies between 5 megahertz and X megahertz from the channel edge, and 55 + 10 log (P) dB on all frequencies more than X megahertz from the channel edge, where X is the greater of 6 megahertz or the actual emission bandwidth as defined in paragraph (m)(6) of this section. In addition, the attenuation factor shall not be less that 43 + 10 log (P) dB on all frequencies between 2490.5 MHz and 2496 MHz and 55 + 10 log (P) dB at or below 2490.5 MHz. | Section 5 of Appendix B | Pass |
| Spurious Emission at Antenna Terminals | §2.1051, §27.53(m) | | Section 6 of Appendix B | Pass |
| Field Strength of Spurious Radiation | §2.1053, §27.53(m) | | Section 7 of Appendix B | Pass |
| Frequency Stability | §2.1055(a)(1)(b) §2.1055(d)(2) §27.54 | Within authorized bands of operation/frequency block. | Section 8 of Appendix B | Pass |



Unless otherwise agreed in writing, this document is issued by the Company subject to its General Conditions of Service printed overleaf, available on request or accessible at <http://www.sgs.com/en/Terms-and-Conditions.aspx> and, for electronic format documents, subject to Terms and Conditions for Electronic Documents at <http://www.sgs.com/en/Terms-and-Conditions/Terms-e-Documents.aspx>. Attention is drawn to the limitation of liability, indemnification and jurisdiction issues defined therein. Any holder of this document is advised that information contained hereon reflects the Company's findings at the time of its intervention only and within the limits of Client's instructions, if any. The Company's sole responsibility is to its Client and this document does not exonerate parties to a transaction from exercising all their rights and obligations under the transaction documents. This document cannot be reproduced except in full, without prior written approval of the Company. Any unauthorized alteration, forgery or falsification of the content or appearance of this document is unlawful and offenders may be prosecuted to the fullest extent of the law. Unless otherwise stated the results shown in this test report refer only to the sample(s) tested and such sample(s) are retained for 30 days only.

Attention: To check the authenticity of testing/inspection report & certificate, please contact us at telephone: (86-755) 8307 1443, or email: CN.Doccheck@sgs.com

South of No. 6 Plant, No. 1, Runsheng Road, Suzhou Industrial Park, Suzhou Area, China (Jiangsu) Pilot Free Trade Zone 215000
 中国·苏州·中国(江苏)自由贸易试验区苏州片区苏州工业园区润胜路1号的6号厂房南楼 邮编: 215000

t (86-512) 62992980 www.sgs.com.cn
 t (86-512) 62992980 sgs.china@sgs.com

2.5 LTE Band 13

| Test Item | FCC Rule No. | Requirements | Test Result | Verdict |
|--|---------------------------------------|---|-------------------------|---------|
| Effective (Isotropic) Radiated Power Output Data | §2.1046, §27.50(b)(10) | ERP ≤ 3 W. | Section 1 of Appendix B | Pass |
| Peak-Average Ratio | --- | Limit ≤ 13 dB | Section 2 of Appendix B | Pass |
| Modulation Characteristics | §2.1047 | Digital modulation | Section 3 of Appendix B | Pass |
| Bandwidth | §2.1049, | OBW: No limit. EBW: No limit. | Section 4 of Appendix B | Pass |
| Band Edges Compliance | §2.1051, §27.53(c) | ≤ -13 dBm/1%*EBW, in 1 MHz bands immediately outside and adjacent to the frequency block. | Section 5 of Appendix B | Pass |
| Spurious Emission at Antenna Terminals | §2.1051, §27.53(c) §27.53(f) | ≤ -13 dBm/100 kHz, from 9 kHz to 10 th harmonics but outside authorized operating frequency ranges. On all frequencies between 763–775 MHz and 793–805 MHz, by a factor not less than 65 + 10 log (P) dB in a 6.25 kHz band segment, for mobile and portable stations. For operations in the 746-758 MHz, 775-788 MHz, and 805-806 MHz bands, emissions in the band 1559-1610 MHz shall be limited to -70 dBW/MHz equivalent isotropically radiated power (EIRP) for wideband signals, and -80 dBW EIRP for discrete emissions of less than 700 Hz bandwidth. | Section 6 of Appendix B | Pass |
| Field Strength of Spurious Radiation | §2.1053, §27.53(c) §27.53(f) | FCC: ≤ -13 dBm/100 kHz. For operations in the 746-758 MHz, 775-788 MHz, and 805-806 MHz bands, emissions in the band 1559-1610 MHz shall be limited to -70 dBW/MHz equivalent isotropically radiated power (EIRP) for wideband signals, and -80 dBW EIRP for discrete emissions of less than 700 Hz bandwidth. | Section 7 of Appendix B | Pass |
| Frequency Stability | §2.1055(a)(1)(b) §2.1055(d)(2) §27.54 | Within authorized bands of operation/frequency block. | Section 8 of Appendix B | Pass |



Unless otherwise agreed in writing, this document is issued by the Company subject to its General Conditions of Service printed overleaf, available on request or accessible at <http://www.sgs.com/en/Terms-and-Conditions.aspx> and, for electronic format documents, subject to Terms and Conditions for Electronic Documents at <http://www.sgs.com/en/Terms-and-Conditions/Terms-e-Documents.aspx>. Attention is drawn to the limitation of liability, indemnification and jurisdiction issues defined therein. Any holder of this document is advised that information contained hereon reflects the Company's findings at the time of its intervention only and within the limits of Client's instructions, if any. The Company's sole responsibility is to its Client and this document does not exonerate parties to a transaction from exercising all their rights and obligations under the transaction documents. This document cannot be reproduced except in full, without prior written approval of the Company. Any unauthorized alteration, forgery or falsification of the content or appearance of this document is unlawful and offenders may be prosecuted to the fullest extent of the law. Unless otherwise stated the results shown in this test report refer only to the sample(s) tested and such sample(s) are retained for 30 days only.
Attention: To check the authenticity of testing/inspection report & certificate, please contact us at telephone: (86-755) 8307 1443, or email: CN.Doccheck@sgs.com

SGS-CSTC Standards Technical Services (Suzhou) Co., Ltd.
Wireless Laboratory

South of No. 6 Plant, No. 1, Runsheng Road, Suzhou Industrial Park, Suzhou Area, China (Jiangsu) Pilot Free Trade Zone 215000
中国·苏州·中国(江苏)自由贸易试验区苏州片区苏州工业园区润胜路1号的6号厂房南楼 邮编: 215000

t (86-512) 62992980 www.sgs.com.cn
t (86-512) 62992980 sgs.china@sgs.com

2.6 LTE Band 26(814~824 MHz)

| Test Item | FCC Rule No. | Requirements | Test Result | Verdict |
|--|--|---|-------------------------|---------|
| Transmitter Conducted Power Output | §2.1046, §90.635(b) | < 100 W. | Section 1 of Appendix B | Pass |
| Peak-Average Ratio | --- | Limit≤13 dB | Section 2 of Appendix B | Pass |
| Modulation Characteristics | §2.1047 | Digital modulation | Section 3 of Appendix B | Pass |
| Bandwidth | §2.1049 | OBW: No limit. EBW: No limit. | Section 4 of Appendix B | Pass |
| Emission Mask | §2.1051 § 90.691(a) | For any frequency removed from the EA licensee's frequency block by up to and including 37.5 kHz, the power of any emission shall be attenuated below the transmitter power (P) in watts by at least 116 Log ₁₀ (f/6.1) decibels or 50+10Log ₁₀ (P) decibels or 80 decibels, whichever is the lesser attenuation, where f is the frequency removed from the center of the outer channel in the block in kilohertz and where f is greater than 12.5 kHz. | Section 5 of Appendix B | Pass |
| Spurious Emission at Antenna Terminals | §2.1051, §90.691 | < 43 + 10Log ₁₀ (P[Watts]) for all out-of-band emissions | Section 6 of Appendix B | Pass |
| Field Strength of Spurious Radiation | §2.1053, §90.691 | < 43 + 10Log ₁₀ (P[Watts]) for all out-of-band emissions | Section 7 of Appendix B | Pass |
| Frequency Stability | §2.1055(a)(1)(b) §2.1055(d)(2) §90.213 | Within authorized bands of operation/frequency block. | Section 8 of Appendix B | Pass |



Unless otherwise agreed in writing, this document is issued by the Company subject to its General Conditions of Service printed overleaf, available on request or accessible at <http://www.sgs.com/en/Terms-and-Conditions.aspx> and, for electronic format documents, subject to Terms and Conditions for Electronic Documents at <http://www.sgs.com/en/Terms-and-Conditions/Terms-e-Documents.aspx>. Attention is drawn to the limitation of liability, indemnification and jurisdiction issues defined therein. Any holder of this document is advised that information contained hereon reflects the Company's findings at the time of its intervention only and within the limits of Client's instructions, if any. The Company's sole responsibility is to its Client and this document does not exonerate parties to a transaction from exercising all their rights and obligations under the transaction documents. This document cannot be reproduced except in full, without prior written approval of the Company. Any unauthorized alteration, forgery or falsification of the content or appearance of this document is unlawful and offenders may be prosecuted to the fullest extent of the law. Unless otherwise stated the results shown in this test report refer only to the sample(s) tested and such sample(s) are retained for 30 days only.

Attention: To check the authenticity of testing/inspection report & certificate, please contact us at telephone: (86-755) 8307 1443, or email: CN.Doccheck@sgs.com

South of No. 6 Plant, No. 1, Runsheng Road, Suzhou Industrial Park, Suzhou Area, China (Jiangsu) Pilot Free Trade Zone 215000
 中国·苏州·中国(江苏)自由贸易试验区苏州片区苏州工业园区润胜路1号的6号厂房南楼 邮编: 215000

t (86-512) 62992980 www.sgs.com.cn
 t (86-512) 62992980 sgs.china@sgs.com

3 General Information

3.1 Details of Client

| | |
|--------------------------|--|
| Applicant: | Honor Device Co., Ltd. |
| Address of Applicant: | Suite 3401, Unit A, Building 6, Shum Yip Sky Park, No. 8089, Hongli West Road, Xiangmihu Street, Futian District, Shenzhen, Guangdong 518040, People's Republic of China |
| Manufacturer: | Honor Device Co., Ltd. |
| Address of Manufacturer: | Suite 3401, Unit A, Building 6, Shum Yip Sky Park, No. 8089, Hongli West Road, Xiangmihu Street, Futian District, Shenzhen, Guangdong 518040, People's Republic of China |

3.2 Test Location

| | |
|----------------|--|
| Company: | SGS-CSTC Standards Technical Services (Suzhou) Co., Ltd |
| Address: | South of No. 6 Plant, No. 1, Runsheng Road, Suzhou Industrial Park, Suzhou Area, China (Jiangsu) Pilot Free Trade Zone |
| Post code: | 215000 |
| Test engineer: | Weller Liu, King-p Li, Nature Shen, Tizzy Song |

3.3 Test Facility

The test facility is recognized, certified, or accredited by the following organizations:

| |
|--|
| <ul style="list-style-type: none"> A2LA (Certificate No. 6336.01) SGS-CSTC STANDARDS TECHNICAL SERVICES (SUZHOU) CO., LTD. is accredited by the American Association for Laboratory Accreditation(A2LA). Certificate No. 6336.01. Innovation, Science and Economic Development Canada SGS-CSTC STANDARDS TECHNICAL SERVICES (SUZHOU) CO., LTD. has been recognized by ISED as an accredited testing laboratory. CAB identifier: CN0120. IC#: 27594. FCC –Designation Number: CN1312 SGS-CSTC STANDARDS TECHNICAL SERVICES (SUZHOU) CO., LTD. has been recognized as an accredited testing laboratory. Designation Number: CN1312. Test Firm Registration Number: 717327 |
|--|



3.4 General Description of EUT

| | | | |
|-------------------|---|----------------|-----------------|
| EUT Description: | Smart Phone | | |
| Model No.: | CMA-LX3 | | |
| Trade Mark: | HONOR | | |
| Hardware Version: | HL2CMAM | | |
| Software Version: | 4.2.0.32(C900E32R1P1) | | |
| Sample Type: | <input checked="" type="checkbox"/> Portable Device, <input type="checkbox"/> Module | | |
| Antenna Type: | <input type="checkbox"/> External, <input checked="" type="checkbox"/> Integrated | | |
| Antenna Gain*: | <input checked="" type="checkbox"/> Provided by client | | |
| | Band | Main Antenna | Sencond Antenna |
| | GSM850: | -4.85dBi(Ant0) | -7.89dBi(Ant3) |
| | GSM1900: | -2.70dBi(Ant1) | -1.27dBi(Ant3) |
| | WCDMA Band II: | -2.70dBi(Ant1) | -1.27dBi(Ant3) |
| | WCDMA Band IV: | -0.86dBi(Ant1) | -4.67dBi(Ant3) |
| | WCDMA Band V: | -4.85dBi(Ant0) | -7.89dBi(Ant3) |
| | LTE Band 2: | -2.70dBi(Ant1) | -1.27dBi(Ant3) |
| | LTE Band 4: | -0.86dBi(Ant1) | -4.67dBi(Ant3) |
| | LTE Band 5: | -4.85dBi(Ant0) | -7.89dBi(Ant3) |
| | LTE Band 7: | -1.68dBi(Ant1) | -2.80dBi(Ant3) |
| | LTE Band 13: | -4.90dBi(Ant0) | -4.76dBi(Ant3) |
| | LTE Band 26: | -5.22dBi(Ant0) | -7.89dBi(Ant3) |
| | LTE Band 38: | -2.60dBi(Ant1) | -1.97dBi(Ant3) |
| LTE Band 66: | -0.71dBi(Ant1) | -4.01dBi(Ant3) | |
| RF Cable*: | <input checked="" type="checkbox"/> Provided by client | | |
| | 5dB | | |
| Remark: | *Since the above data and/or information is provided by the client relevant results or conclusions of this report are only made for these data and/or information , SGS is not responsible for the authenticity, integrity and results of the data and information and/or the validity of the conclusion. | | |



3.5 Test Mode

| Test Mode | Test Modes Description |
|-----------|---------------------------------------|
| GSM/TM1 | GSM system, GSM/GPRS, GMSK modulation |
| GSM/TM2 | GSM system, EGPRS, 8PSK modulation |
| UMTS/TM1 | UMTS system, WCDMA, QPSK modulation |
| LTE/TM1 | LTE system, QPSK modulation |
| LTE/TM2 | LTE system, 16QAM modulation |

Remark: The test mode(s) are selected according to relevant radio technology specifications.

3.6 Test Environment

| Environment Parameter | 101.0 kPa Selected Values During Tests | |
|-----------------------|--|------------|
| Relative Humidity | 44-46 % RH Ambient | |
| Value | Temperature(°C) | Voltage(V) |
| NTNV | 22~23 | 3.87 |
| LTLV | -30 | 3.6 |
| LTHV | -30 | 4.45 |
| HTLV | 50 | 3.6 |
| HTHV | 50 | 4.45 |

Remark:
 NV: Normal Voltage
 NT: Normal Temperature
 LT: Low Extreme Test Temperature
 HT: High Extreme Test Temperature
 LV: Low Extreme Test Voltage
 HV: High Extreme Test Voltage



Unless otherwise agreed in writing, this document is issued by the Company subject to its General Conditions of Service printed overleaf, available on request or accessible at <http://www.sgs.com/en/Terms-and-Conditions.aspx> and, for electronic format documents, subject to Terms and Conditions for Electronic Documents at <http://www.sgs.com/en/Terms-and-Conditions/Terms-e-Documents.aspx>. Attention is drawn to the limitation of liability, indemnification and jurisdiction issues defined therein. Any holder of this document is advised that information contained hereon reflects the Company's findings at the time of its intervention only and within the limits of Client's instructions, if any. The Company's sole responsibility is to its Client and this document does not exonerate parties to a transaction from exercising all their rights and obligations under the transaction documents. This document cannot be reproduced except in full, without prior written approval of the Company. Any unauthorized alteration, forgery or falsification of the content or appearance of this document is unlawful and offenders may be prosecuted to the fullest extent of the law. Unless otherwise stated the results shown in this test report refer only to the sample(s) tested and such sample(s) are retained for 30 days only.
Attention: To check the authenticity of testing/inspection report & certificate, please contact us at telephone: (86-755) 8307 1443, or email: CN.Doccheck@sgs.com

South of No. 6 Plant, No. 1, Runsheng Road, Suzhou Industrial Park, Suzhou Area, China (Jiangsu) Pilot Free Trade Zone 215000 t (86-512) 62992980 www.sgs.com.cn
 中国·苏州·中国(江苏)自由贸易试验区苏州片区苏州工业园区润胜路1号的6号厂房南楼 邮编: 215000 t (86-512) 62992980 sgs.china@sgs.com

3.7 Technical Specification

| Characteristics | Description | | | | |
|-----------------------------|---|---|--|--|--|
| Radio System Type | <input checked="" type="checkbox"/> GSM | <input checked="" type="checkbox"/> UMTS | <input checked="" type="checkbox"/> LTE | | |
| Supported Frequency Range | Band | TX | | RX | |
| | GSM850 | 824 to 849 MHz | | 869 to 894 MHz | |
| | GSM1900 | 1850 to 1910 MHz | | 1930 to 1990 MHz | |
| | UMTS Band II | 1850 to 1910 MHz | | 1930 to 1990 MHz | |
| | UMTS Band IV | 1710 to 1755 MHz | | 2110 to 2155 MHz | |
| | UMTS Band V | 824 to 849 MHz | | 869 to 894 MHz | |
| | LTE Band 2 | 1850 to 1910 MHz | | 1930 to 1990 MHz | |
| | LTE Band 4 | 1710 to 1755 MHz | | 2110 to 2155 MHz | |
| | LTE Band 5 | 824 to 849 MHz | | 869 to 894 MHz | |
| | LTE Band 7 | 2500 to 2570 MHz | | 2620 to 2690 MHz | |
| | LTE Band 13 | 777 to 787 MHz | | 746 to 756 MHz | |
| | LTE Band 26 (814 to 824 MHz) | 814 to 824MHz | | 859 to 869 MHz | |
| | LTE Band 26 (824 to 849 MHz) | 824 to 849 MHz | | 869 to 894 MHz | |
| | LTE Band 38 | 2570 to 2620 MHz | | 2570 to 2620 MHz | |
| | LTE Band 66 | 1710 to 1780 MHz | | 2110 to 2200 MHz | |
| Supported Channel Bandwidth | GSM system: | <input checked="" type="checkbox"/> 0.2 MHz | | | |
| | UMTS system: | <input checked="" type="checkbox"/> 5 MHz | | | |
| | LTE Band 2 | <input checked="" type="checkbox"/> 1.4 MHz | <input checked="" type="checkbox"/> 3 MHz | <input checked="" type="checkbox"/> 5 MHz | <input checked="" type="checkbox"/> 10 MHz |
| | | <input checked="" type="checkbox"/> 15 MHz | <input checked="" type="checkbox"/> 20 MHz | | |
| | LTE Band 4 | <input checked="" type="checkbox"/> 1.4 MHz | <input checked="" type="checkbox"/> 3 MHz | <input checked="" type="checkbox"/> 5 MHz | <input checked="" type="checkbox"/> 10 MHz |
| | | <input checked="" type="checkbox"/> 15 MHz | <input checked="" type="checkbox"/> 20 MHz | | |
| | LTE Band 5 | <input checked="" type="checkbox"/> 1.4 MHz | <input checked="" type="checkbox"/> 3 MHz | <input checked="" type="checkbox"/> 5 MHz | <input checked="" type="checkbox"/> 10 MHz |
| | LTE Band 7 | <input checked="" type="checkbox"/> 5 MHz | <input checked="" type="checkbox"/> 10 MHz | <input checked="" type="checkbox"/> 15 MHz | <input checked="" type="checkbox"/> 20 MHz |
| | LTE Band 13 | <input checked="" type="checkbox"/> 5 MHz | <input checked="" type="checkbox"/> 10 MHz | | |
| | LTE Band 26(814-824) | <input checked="" type="checkbox"/> 1.4 MHz | <input checked="" type="checkbox"/> 3 MHz | <input checked="" type="checkbox"/> 5 MHz | <input checked="" type="checkbox"/> 10 MHz |
| | LTE Band 26(824-849) | <input checked="" type="checkbox"/> 1.4 MHz | <input checked="" type="checkbox"/> 3 MHz | <input checked="" type="checkbox"/> 5 MHz | <input checked="" type="checkbox"/> 10 MHz |
| | <input checked="" type="checkbox"/> 15 MHz | | | | |
| LTE Band38 | <input checked="" type="checkbox"/> 5 MHz | <input checked="" type="checkbox"/> 10 MHz | <input checked="" type="checkbox"/> 15 MHz | <input checked="" type="checkbox"/> 20 MHz | |
| LTE Band66 | <input checked="" type="checkbox"/> 1.4 MHz | <input checked="" type="checkbox"/> 3 MHz | <input checked="" type="checkbox"/> 5 MHz | <input checked="" type="checkbox"/> 10 MHz | |



Unless otherwise agreed in writing, this document is issued by the Company subject to its General Conditions of Service printed overleaf, available on request or accessible at <http://www.sgs.com/en/Terms-and-Conditions.aspx> and, for electronic format documents, subject to Terms and Conditions for Electronic Documents at <http://www.sgs.com/en/Terms-and-Conditions/Terms-e-Documents.aspx>. Attention is drawn to the limitation of liability, indemnification and jurisdiction issues defined therein. Any holder of this document is advised that information contained hereon reflects the Company's findings at the time of its intervention only and within the limits of Client's instructions, if any. The Company's sole responsibility is to its Client and this document does not exonerate parties to a transaction from exercising all their rights and obligations under the transaction documents. This document cannot be reproduced except in full, without prior written approval of the Company. Any unauthorized alteration, forgery or falsification of the content or appearance of this document is unlawful and offenders may be prosecuted to the fullest extent of the law. Unless otherwise stated the results shown in this test report refer only to the sample(s) tested and such sample(s) are retained for 30 days only.

Attention: To check the authenticity of testing /inspection report & certificate, please contact us at telephone: (86-755) 8307 1443, or email: CN.Doccheck@sgs.com

South of No. 6 Plant, No. 1, Punsheng Road, Suzhou Industrial Park, Suzhou Area, China (Jiangsu) Pilot Free Trade Zone 215000
 中国·苏州·中国(江苏)自由贸易试验区苏州片区苏州工业园区润胜路1号的6号厂房南楼 邮编: 215000

t (86-512) 62992980 www.sgs.com.cn
 t (86-512) 62992980 sgs.china@sgs.com

| | | | |
|---|--|-----------------|---------|
| | <input checked="" type="checkbox"/> 15MHz <input checked="" type="checkbox"/> 20MHz | | |
| | Note1: WCDMA supports HSUPA, HSDPA, DS-HSDPA, HSPA+, but only the worst case was tested and the data displayed in this report. | | |
| Characteristics | Description | | |
| Designation of Emissions (Remark: the necessary bandwidth of which is the worst value from the measured occupied bandwidths for each type of channel bandwidth configuration.) | GSM: | GMSK 8PSK | |
| | GSM850 | 247KGXW 246KG7W | |
| | GSM1900 | 247KGXW 245KG7W | |
| | UMTS: | QPSK | |
| | Band II | 4M13F9W | |
| | Band IV | 4M11F9W | |
| | Band V | 4M11F9W | |
| | E-UTRA: | QPSK 16QAM | |
| | LTE Band 2 | 1M09G7D | 1M10W7D |
| | | 2M70G7D | 2M69W7D |
| | | 4M47G7D | 4M47W7D |
| | | 8M93G7D | 8M92W7D |
| | | 13M4G7D | 13M4W7D |
| | | 17M9G7D | 17M8W7D |
| | LTE Band 4 | 1M09G7D | 1M10W7D |
| | | 2M70G7D | 2M69W7D |
| | | 4M47G7D | 4M47W7D |
| | | 8M92G7D | 8M92W7D |
| | | 13M5G7D | 13M4W7D |
| | | 17M9G7D | 17M9W7D |
| | LTE Band 5 | 1M09G7D | 1M10W7D |
| | | 2M70G7D | 2M69W7D |
| | | 4M47G7D | 4M46W7D |
| | | 8M93G7D | 8M92W7D |
| | LTE Band 7 | 4M47G7D | 4M46W7D |
| | | 8M92G7D | 8M90W7D |
| 13M4G7D | | 13M4W7D | |
| 17M9G7D | | 17M9W7D | |
| LTE Band13 | 4M47G7D | 4M47W7D | |
| | 8M92G7D | 8M91W7D | |



Unless otherwise agreed in writing, this document is issued by the Company subject to its General Conditions of Service printed overleaf, available on request or accessible at <http://www.sgs.com/en/Terms-and-Conditions.aspx> and, for electronic format documents, subject to Terms and Conditions for Electronic Documents at <http://www.sgs.com/en/Terms-and-Conditions/Terms-e-Documents.aspx>. Attention is drawn to the limitation of liability, indemnification and jurisdiction issues defined therein. Any holder of this document is advised that information contained hereon reflects the Company's findings at the time of its intervention only and within the limits of Client's instructions, if any. The Company's sole responsibility is to its Client and this document does not exonerate parties to a transaction from exercising all their rights and obligations under the transaction documents. This document cannot be reproduced except in full, without prior written approval of the Company. Any unauthorized alteration, forgery or falsification of the content or appearance of this document is unlawful and offenders may be prosecuted to the fullest extent of the law. Unless otherwise stated the results shown in this test report refer only to the sample(s) tested and such sample(s) are retained for 30 days only.
Attention: To check the authenticity of testing/inspection report & certificate, please contact us at telephone: (86-755) 8307 1443, or email: CN.Doccheck@sgs.com

South of No. 6 Plant, No. 1, Runsheng Road, Suzhou Industrial Park, Suzhou Area, China (Jiangsu) Pilot Free Trade Zone 215000 t (86-512) 62992980 www.sgs.com.cn
 中国·苏州·中国(江苏)自由贸易试验区苏州片区苏州工业园区润胜路1号的6号厂房南楼 邮编: 215000 t (86-512) 62992980 sgs.china@sgs.com

| | | | |
|-------------|--------------------------|---------|---------|
| | LTE Band 26 (814-824) | 1M09G7D | 1M10W7D |
| | | 2M70G7D | 2M69W7D |
| | | 4M46G7D | 4M47W7D |
| | | 8M89G7D | 8M88W7D |
| | LTE Band 26 (824-849) | 1M09G7D | 1M10W7D |
| | | 2M70G7D | 2M69W7D |
| | | 4M46G7D | 4M47W7D |
| | | 8M93G7D | 8M93W7D |
| | | 13M5G7D | 13M4W7D |
| | LTE Band 38 | 4M47G7D | 4M47W7D |
| | | 8M92G7D | 8M91W7D |
| | | 13M5G7D | 13M4W7D |
| 17M9G7D | | 17M9W7D | |
| LTE Band 66 | 1M09G7D | 1M10W7D | |
| | 2M70G7D | 2M69W7D | |
| | 4M47G7D | 4M47W7D | |
| | 8M92G7D | 8M91W7D | |
| | 13M5G7D | 13M4W7D | |
| | 17M9G7D | 17M9W7D | |



Unless otherwise agreed in writing, this document is issued by the Company subject to its General Conditions of Service printed overleaf, available on request or accessible at <http://www.sgs.com/en/Terms-and-Conditions.aspx> and, for electronic format documents, subject to Terms and Conditions for Electronic Documents at <http://www.sgs.com/en/Terms-and-Conditions/Terms-e-Documents.aspx>. Attention is drawn to the limitation of liability, indemnification and jurisdiction issues defined therein. Any holder of this document is advised that information contained hereon reflects the Company's findings at the time of its intervention only and within the limits of Client's instructions, if any. The Company's sole responsibility is to its Client and this document does not exonerate parties to a transaction from exercising all their rights and obligations under the transaction documents. This document cannot be reproduced except in full, without prior written approval of the Company. Any unauthorized alteration, forgery or falsification of the content or appearance of this document is unlawful and offenders may be prosecuted to the fullest extent of the law. Unless otherwise stated the results shown in this test report refer only to the sample(s) tested and such sample(s) are retained for 30 days only.

Attention: To check the authenticity of testing / inspection report & certificate, please contact us at telephone: (86-755) 8307 1443, or email: CN.Doccheck@sgs.com

SGS-CSTC Standards Technical Services (Suzhou) Co., Ltd.
Wireless Laboratory

South of No. 6 Plant, No. 1, Runsheng Road, Suzhou Industrial Park, Suzhou Area, China (Jiangsu) Pilot Free Trade Zone 215000
中国·苏州·中国(江苏)自由贸易试验区苏州片区苏州工业园区润胜路1号的6号厂房南楼 邮编: 215000

t (86-512) 62992980 www.sgs.com.cn
t (86-512) 62992980 sgs.china@sgs.com

3.8 Test Frequencies

| Test Mode | TX / RX | RF Channel | | |
|-----------|---------|-------------|-------------|-------------|
| | | Low (L) | Middle (M) | High (H) |
| GSM850 | TX | Channel 128 | Channel 190 | Channel 251 |
| | | 824.2MHz | 836.6 MHz | 848.8 MHz |
| | RX | Channel 128 | Channel 190 | Channel 251 |
| | | 869.2 MHz | 881.6 MHz | 893.8 MHz |

| Test Mode | TX / RX | RF Channel | | |
|-----------|---------|-------------|-------------|-------------|
| | | Low (L) | Middle (M) | High (H) |
| GSM1900 | TX | Channel 512 | Channel 661 | Channel 810 |
| | | 1850.2MHz | 1880.0 MHz | 1909.8 MHz |
| | RX | Channel 512 | Channel 661 | Channel 810 |
| | | 1930.2 MHz | 1960.0 MHz | 1989.8 MHz |

| Test Mode | TX / RX | RF Channel | | |
|---------------|---------|--------------|--------------|--------------|
| | | Low (L) | Middle (M) | High (H) |
| WCDMA Band II | TX | Channel 9262 | Channel 9400 | Channel 9538 |
| | | 1852.4 MHz | 1880.0 MHz | 1907.6 MHz |
| | RX | Channel 9662 | Channel 9800 | Channel 9938 |
| | | 1932.4 MHz | 1960.0 MHz | 1987.6 MHz |

| Test Mode | TX / RX | RF Channel | | |
|---------------|---------|--------------|--------------|--------------|
| | | Low (L) | Middle (M) | High (H) |
| WCDMA Band IV | TX | Channel 1312 | Channel 1413 | Channel 1513 |
| | | 1712.4MHz | 1732.6 MHz | 1752.6 MHz |
| | RX | Channel 1537 | Channel 1638 | Channel 1738 |
| | | 2112.4 MHz | 2132.6 MHz | 2152.6 MHz |

| Test Mode | TX / RX | RF Channel | | |
|--------------|---------|--------------|--------------|--------------|
| | | Low (L) | Middle (M) | High (H) |
| WCDMA Band V | TX | Channel 4132 | Channel 4182 | Channel 4233 |
| | | 826.4MHz | 836.4 MHz | 846.6 MHz |
| | RX | Channel 4357 | Channel 4407 | Channel 4458 |
| | | 871.4 MHz | 881.4 MHz | 891.6 MHz |



Unless otherwise agreed in writing, this document is issued by the Company subject to its General Conditions of Service printed overleaf, available on request or accessible at <http://www.sgs.com/en/Terms-and-Conditions.aspx> and, for electronic format documents, subject to Terms and Conditions for Electronic Documents at <http://www.sgs.com/en/Terms-and-Conditions/Terms-e-Documents.aspx>. Attention is drawn to the limitation of liability, indemnification and jurisdiction issues defined therein. Any holder of this document is advised that information contained hereon reflects the Company's findings at the time of its intervention only and within the limits of Client's instructions, if any. The Company's sole responsibility is to its Client and this document does not exonerate parties to a transaction from exercising all their rights and obligations under the transaction documents. This document cannot be reproduced except in full, without prior written approval of the Company. Any unauthorized alteration, forgery or falsification of the content or appearance of this document is unlawful and offenders may be prosecuted to the fullest extent of the law. Unless otherwise stated the results shown in this test report refer only to the sample(s) tested and such sample(s) are retained for 30 days only.

Attention: To check the authenticity of testing / inspection report & certificate, please contact us at telephone: (86-755) 8307 1443, or email: CN.Doccheck@sgs.com

South of No. 6 Plant, No. 1, Runsheng Road, Suzhou Industrial Park, Suzhou Area, China (Jiangsu) Pilot Free Trade Zone 215000 t (86-512) 62992980 www.sgs.com.cn
 中国·苏州·中国 (江苏) 自由贸易试验区苏州片区苏州工业园区润胜路1号的6号厂房南楼 邮编: 215000 t (86-512) 62992980 sgs.china@sgs.com

| Test Mode | Bandwidth | TX / RX | RF Channel | | |
|------------|-----------|---------|---------------|---------------|---------------|
| | | | Low (L) | Middle (M) | High (H) |
| LTE Band 2 | 1.4MHz | TX | Channel 18607 | Channel 18900 | Channel 19193 |
| | | | 1850.7 MHz | 1880 MHz | 1909.3 MHz |
| | | RX | Channel 607 | Channel 900 | Channel 1193 |
| | | | 1930.7 MHz | 1960 MHz | 1989.3 MHz |
| | 3MHz | TX | Channel 18615 | Channel 18900 | Channel 19185 |
| | | | 1851.5 MHz | 1880 MHz | 1908.5 MHz |
| | | RX | Channel 615 | Channel 900 | Channel 1185 |
| | | | 1931.5 MHz | 1960 MHz | 1988.5 MHz |
| | 5MHz | TX | Channel 18625 | Channel 18900 | Channel 19175 |
| | | | 1852.5 MHz | 1880 MHz | 1907.5 MHz |
| | | RX | Channel 625 | Channel 900 | Channel 1175 |
| | | | 1932.5 MHz | 1960 MHz | 1987.5 MHz |
| | 10MHz | TX | Channel 18650 | Channel 18900 | Channel 19150 |
| | | | 1855 MHz | 1880 MHz | 1905 MHz |
| | | RX | Channel 650 | Channel 900 | Channel 1150 |
| | | | 1935 MHz | 1960 MHz | 1985 MHz |
| | 15MHz | TX | Channel 18675 | Channel 18900 | Channel 19125 |
| | | | 1857.5 MHz | 1880 MHz | 1902.5 MHz |
| | | RX | Channel 675 | Channel 900 | Channel 1125 |
| | | | 1937.5 MHz | 1960 MHz | 1982.5 MHz |
| | 20MHz | TX | Channel 18700 | Channel 18900 | Channel 19100 |
| | | | 1860 MHz | 1880 MHz | 1900 MHz |
| | | RX | Channel 700 | Channel 900 | Channel 1100 |
| | | | 1940 MHz | 1960 MHz | 1980 MHz |



Unless otherwise agreed in writing, this document is issued by the Company subject to its General Conditions of Service printed overleaf, available on request or accessible at <http://www.sgs.com/en/Terms-and-Conditions.aspx> and for electronic format documents, subject to Terms and Conditions for Electronic Documents at <http://www.sgs.com/en/Terms-and-Conditions/Terms-e-Documents.aspx>. Attention is drawn to the limitation of liability, indemnification and jurisdiction issues defined therein. Any holder of this document is advised that information contained hereon reflects the Company's findings at the time of its intervention only and within the limits of Client's instructions, if any. The Company's sole responsibility is to its Client and this document does not exonerate parties to a transaction from exercising all their rights and obligations under the transaction documents. This document cannot be reproduced except in full, without prior written approval of the Company. Any unauthorized alteration, forgery or falsification of the content or appearance of this document is unlawful and offenders may be prosecuted to the fullest extent of the law. Unless otherwise stated the results shown in this test report refer only to the sample(s) tested and such sample(s) are retained for 30 days only.

Attention: To check the authenticity of testing / inspection report & certificate, please contact us at telephone: (86-755) 8307 1443, or email: CN.Doccheck@sgs.com

| Test Mode | Bandwidth | TX / RX | RF Channel | | |
|------------|-----------|---------|---------------|---------------|---------------|
| | | | Low (L) | Middle (M) | High (H) |
| LTE Band 4 | 1.4MHz | TX | Channel 19957 | Channel 20175 | Channel 20393 |
| | | | 1710.7 MHz | 1732.5 MHz | 1754.3 MHz |
| | | RX | Channel 1975 | Channel 2175 | Channel 2375 |
| | | | 2112.5 MHz | 2132.5MHz | 2152.5 MHz |
| | 3MHz | TX | Channel 19965 | Channel 20175 | Channel 20385 |
| | | | 1711.5 MHz | 1732.5 MHz | 1753.5 MHz |
| | | RX | Channel 2000 | Channel 2175 | Channel 2350 |
| | | | 2115 MHz | 2132.5MHz | 2150 MHz |
| | 5MHz | TX | Channel 19975 | Channel 20175 | Channel 20375 |
| | | | 1712.5 MHz | 1732.5 MHz | 1752.5 MHz |
| | | RX | Channel 1975 | Channel 2175 | Channel 2375 |
| | | | 2112.5 MHz | 2132.5MHz | 2152.5 MHz |
| | 10MHz | TX | Channel 20000 | Channel 20175 | Channel 20350 |
| | | | 1715 MHz | 1732.5 MHz | 1750 MHz |
| | | RX | Channel 2000 | Channel 2175 | Channel 2350 |
| | | | 2115 MHz | 2132.5MHz | 2150 MHz |
| | 15MHz | TX | Channel 20025 | Channel 20175 | Channel 20325 |
| | | | 1717.5 MHz | 1732.5 MHz | 1747.5 MHz |
| | | RX | Channel 2025 | Channel 2175 | Channel 2325 |
| | | | 2117.5 MHz | 2132.5MHz | 2147.5 MHz |
| | 20MHz | TX | Channel 20050 | Channel 20175 | Channel 20300 |
| | | | 1720 MHz | 1732.5 MHz | 1745 MHz |
| | | RX | Channel 2050 | Channel 2175 | Channel 2300 |
| | | | 2120 MHz | 2132.5MHz | 2145 MHz |

| Test Mode | Bandwidth | TX / RX | RF Channel | | |
|------------|-----------|---------|---------------|---------------|---------------|
| | | | Low (L) | Middle (M) | High (H) |
| LTE Band 5 | 1.4MHz | TX | Channel 20407 | Channel 20525 | Channel 20643 |
| | | | 824.7 MHz | 836.5 MHz | 848.3 MHz |
| | | RX | Channel 2407 | Channel 2525 | Channel 2643 |
| | | | 869.7 MHz | 881.5 MHz | 893.3 MHz |
| | 3MHz | TX | Channel 20415 | Channel 20525 | Channel 20635 |
| | | | 825.5 MHz | 836.5 MHz | 847.5 MHz |
| | | RX | Channel 2415 | Channel 2525 | Channel 2635 |
| | | | 870.5 MHz | 881.5 MHz | 892.5 MHz |
| | 5MHz | TX | Channel 20425 | Channel 20525 | Channel 20625 |
| | | | 826.5 MHz | 836.5 MHz | 846.5 MHz |
| | | RX | Channel 2425 | Channel 2525 | Channel 2625 |
| | | | 871.5 MHz | 881.5 MHz | 891.5 MHz |
| | 10MHz | TX | Channel 20450 | Channel 20525 | Channel 20600 |
| | | | 829 MHz | 836.5 MHz | 844 MHz |
| | | RX | Channel 2450 | Channel 2525 | Channel 2600 |
| | | | 874 MHz | 881.5 MHz | 889 MHz |



Unless otherwise agreed in writing, this document is issued by the Company subject to its General Conditions of Service printed overleaf, available on request or accessible at <http://www.sgs.com/en/Terms-and-Conditions.aspx> and, for electronic format documents, subject to Terms and Conditions for Electronic Documents at <http://www.sgs.com/en/Terms-and-Conditions/Terms-e-Documents.aspx>. Attention is drawn to the limitation of liability, indemnification and jurisdiction issues defined therein. Any holder of this document is advised that information contained hereon reflects the Company's findings at the time of its intervention only and within the limits of Client's instructions, if any. The Company's sole responsibility is to its Client and this document does not exonerate parties to a transaction from exercising all their rights and obligations under the transaction documents. This document cannot be reproduced except in full, without prior written approval of the Company. Any unauthorized alteration, forgery or falsification of the content or appearance of this document is unlawful and offenders may be prosecuted to the fullest extent of the law. Unless otherwise stated the results shown in this test report refer only to the sample(s) tested and such sample(s) are retained for 30 days only.

Attention: To check the authenticity of testing / inspection report & certificate, please contact us at telephone: (86-755) 8307 1443, or email: CN.Doccheck@sgs.com

| Test Mode | Bandwidth | TX / RX | RF Channel | | |
|------------|-----------|---------------|---------------|---------------|---------------|
| | | | Low (L) | Middle (M) | High (H) |
| LTE Band 7 | 5MHz | TX | Channel 20775 | Channel 21100 | Channel 21425 |
| | | | 2502.5 MHz | 2535 MHz | 2567.5 MHz |
| | | RX | Channel 2775 | Channel 3100 | Channel 5825 |
| | | | 2622.5 MHz | 2655 MHz | 2687.5 MHz |
| | 10MHz | TX | Channel 20800 | Channel 21100 | Channel 21400 |
| | | | 2505 MHz | 2535 MHz | 2565 MHz |
| | | RX | Channel 2800 | Channel 3100 | Channel 3400 |
| | | | 2625 MHz | 2655 MHz | 2685 MHz |
| | 15MHz | TX | Channel 20825 | Channel 21100 | Channel 21375 |
| | | | 2507.5 MHz | 2535 MHz | 2562.5 MHz |
| | | RX | Channel 2825 | Channel 3100 | Channel 3375 |
| | | | 2627.5 MHz | 2655 MHz | 2682.5 MHz |
| 20MHz | TX | Channel 20850 | Channel 21100 | Channel 21350 | |
| | | 2510 MHz | 2535 MHz | 2560 MHz | |
| | RX | Channel 2850 | Channel 3100 | Channel 3350 | |
| | | 2630 MHz | 2655 MHz | 2680 MHz | |



| Test Mode | Bandwidth | TX / RX | RF Channel | | |
|-------------|--------------|--------------|---------------|---------------|---------------|
| | | | Low (L) | Middle (M) | High (H) |
| LTE Band 13 | 5MHz | TX | Channel 23025 | Channel 23230 | Channel 23255 |
| | | | 779.5 MHz | 782 MHz | 784.5 MHz |
| | | RX | Channel 5205 | Channel 5230 | Channel 5255 |
| | | | 748.5 MHz | 751 MHz | 753.5 MHz |
| | 10MHz | TX | Channel 23230 | Channel 23230 | Channel 23230 |
| | | 782 MHz | 782 MHz | 782 MHz | |
| RX | Channel 5230 | Channel 5230 | Channel 5230 | | |
| 751 MHz | 751 MHz | 751 MHz | | | |

| Test Mode | Bandwidth | TX / RX | RF Channel | | |
|--------------------------|-----------|---------|---------------|---------------|---------------|
| | | | Low (L) | Middle (M) | High (H) |
| LTE Band 26 (814-824) | 1.4MHz | TX | Channel 26697 | Channel 26740 | Channel 26783 |
| | | | 814.7 MHz | 819 MHz | 823.3 MHz |
| | | RX | Channel 8697 | Channel 8740 | Channel 8783 |
| | | | 859.7 MHz | 864MHz | 868.3 MHz |
| | 3MHz | TX | Channel 26705 | Channel 26740 | Channel 26775 |
| | | | 815.5 MHz | 819 MHz | 822.5 MHz |
| | | RX | Channel 8705 | Channel 8740 | Channel 8775 |
| | | | 860.5 MHz | 864MHz | 867.5 MHz |
| | 5MHz | TX | Channel 26715 | Channel 26740 | Channel 26765 |
| | | | 816.5 MHz | 819 MHz | 821.5 MHz |
| | | RX | Channel 8715 | Channel 8740 | Channel 8755 |
| | | | 861.5 MHz | 864MHz | 866.5 MHz |
| | 10MHz | TX | Channel 26740 | Channel 26740 | Channel 26740 |
| | | | 819 MHz | 819 MHz | 819 MHz |
| | | RX | Channel 8740 | Channel 8740 | Channel 8740 |
| | | | 864MHz | 864MHz | 864MHz |



Unless otherwise agreed in writing, this document is issued by the Company subject to its General Conditions of Service printed overleaf, available on request or accessible at <http://www.sgs.com/en/Terms-and-Conditions.aspx> and for electronic format documents, subject to Terms and Conditions for Electronic Documents at <http://www.sgs.com/en/Terms-and-Conditions/Terms-e-Documents.aspx>. Attention is drawn to the limitation of liability, indemnification and jurisdiction issues defined therein. Any holder of this document is advised that information contained hereon reflects the Company's findings at the time of its intervention only and within the limits of Client's instructions, if any. The Company's sole responsibility is to its Client and this document does not exonerate parties to a transaction from exercising all their rights and obligations under the transaction documents. This document cannot be reproduced except in full, without prior written approval of the Company. Any unauthorized alteration, forgery or falsification of the content or appearance of this document is unlawful and offenders may be prosecuted to the fullest extent of the law. Unless otherwise stated the results shown in this test report refer only to the sample(s) tested and such sample(s) are retained for 30 days only.

Attention: To check the authenticity of testing / inspection report & certificate, please contact us at telephone: (86-755) 8307 1443, or email: CN.Doccheck@sgs.com

| Test Mode | Bandwidth | TX / RX | RF Channel | | |
|-------------------------|-----------|---------------|---------------|---------------|---------------|
| | | | Low (L) | Middle (M) | High (H) |
| LTE Band26 (824-849) | 1.4MHz | TX | Channel 26797 | Channel 26915 | Channel 27033 |
| | | | 824.7 MHz | 836.5 MHz | 848.3 MHz |
| | | RX | Channel 8697 | Channel 8915 | Channel 9033 |
| | | | 859.7 MHz | 881.5 MHz | 893.3 MHz |
| | 3MHz | TX | Channel 26805 | Channel 26915 | Channel 27025 |
| | | | 825.5 MHz | 836.5 MHz | 847.5 MHz |
| | | RX | Channel 8805 | Channel 8915 | Channel 9025 |
| | | | 860.5 MHz | 881.5 MHz | 892.5 MHz |
| | 5MHz | TX | Channel 26815 | Channel 26915 | Channel 27015 |
| | | | 826.5 MHz | 836.5 MHz | 846.5 MHz |
| | | RX | Channel 8815 | Channel 8915 | Channel 9015 |
| | | | 871.5 MHz | 881.5 MHz | 891.5 MHz |
| | 10MHz | TX | Channel 26840 | Channel 26915 | Channel 26990 |
| | | | 829 MHz | 836.5 MHz | 844 MHz |
| | | RX | Channel 8840 | Channel 8915 | Channel 8990 |
| | | | 874 MHz | 881.5 MHz | 889 MHz |
| 15MHz | TX | Channel 26865 | Channel 26915 | Channel 26965 | |
| | | 831.5 MHz | 836.5 MHz | 841.5 MHz | |
| | RX | Channel 8865 | Channel 8915 | Channel 8965 | |
| | | 876.5 MHz | 881.5 MHz | 886.5 MHz | |

| Test Mode | Bandwidth | TX / RX | RF Channel | | |
|-------------|-----------|---------|---------------|---------------|---------------|
| | | | Low (L) | Middle (M) | High (H) |
| LTE Band 38 | 5MHz | TX/RX | Channel 37775 | Channel 38000 | Channel 38225 |
| | | | 2572.5 MHz | 2595 MHz | 2617.5 MHz |
| | 10MHz | TX/RX | Channel 37800 | Channel 38000 | Channel 38200 |
| | | | 2575 MHz | 2595 MHz | 2615 MHz |
| | 15MHz | TX/RX | Channel 37825 | Channel 38000 | Channel 38175 |
| | | | 2577.5 MHz | 2595 MHz | 2612.5 MHz |
| | 20MHz | TX/RX | Channel 37850 | Channel 38000 | Channel 38150 |
| | | | 2580 MHz | 2595 MHz | 2610 MHz |



Unless otherwise agreed in writing, this document is issued by the Company subject to its General Conditions of Service printed overleaf, available on request or accessible at <http://www.sgs.com/en/Terms-and-Conditions.aspx> and for electronic format documents, subject to Terms and Conditions for Electronic Documents at <http://www.sgs.com/en/Terms-and-Conditions/Terms-e-Documents.aspx>. Attention is drawn to the limitation of liability, indemnification and jurisdiction issues defined therein. Any holder of this document is advised that information contained hereon reflects the Company's findings at the time of its intervention only and within the limits of Client's instructions, if any. The Company's sole responsibility is to its Client and this document does not exonerate parties to a transaction from exercising all their rights and obligations under the transaction documents. This document cannot be reproduced except in full, without prior written approval of the Company. Any unauthorized alteration, forgery or falsification of the content or appearance of this document is unlawful and offenders may be prosecuted to the fullest extent of the law. Unless otherwise stated the results shown in this test report refer only to the sample(s) tested and such sample(s) are retained for 30 days only.

Attention: To check the authenticity of testing /inspection report & certificate, please contact us at telephone: (86-755) 8307 1443, or email: CN.Doccheck@sgs.com

South of No. 6 Plant, No. 1, Runsheng Road, Suzhou Industrial Park, Suzhou Area, China (Jiangsu) Pilot Free Trade Zone 215000 t (86-512) 62992980 www.sgs.com.cn
 中国·苏州·中国 (江苏) 自由贸易试验区苏州片区苏州工业园区润胜路1号的6号厂房南座 邮编: 215000 t (86-512) 62992980 sgs.china@sgs.com

| Test Mode | Bandwidth | TX / RX | RF Channel | | |
|------------|-----------|---------|----------------|----------------|----------------|
| | | | Low (L) | Middle (M) | High (H) |
| LTE Band66 | 1.4MHz | TX | Channel 131979 | Channel 132322 | Channel 132665 |
| | | | 1710.7 MHz | 1745 MHz | 1779.3 MHz |
| | | RX | Channel 66443 | Channel 66786 | Channel 67329 |
| | | | 2110.7 MHz | 2145MHz | 2199.3 MHz |
| | 3MHz | TX | Channel 131987 | Channel 132322 | Channel 132657 |
| | | | 1711.5 MHz | 1745 MHz | 1778.5MHz |
| | | RX | Channel 66451 | Channel 66786 | Channel 67321 |
| | | | 2111.5 MHz | 2145MHz | 2198.5MHz |
| | 5MHz | TX | Channel 131997 | Channel 132322 | Channel 132647 |
| | | | 1712.5 MHz | 1745 MHz | 1777.5 MHz |
| | | RX | Channel 66461 | Channel 66786 | Channel 67311 |
| | | | 2112.5 MHz | 2145MHz | 2197.5 MHz |
| | 10MHz | TX | Channel 132022 | Channel 132322 | Channel 132622 |
| | | | 1715 MHz | 1745 MHz | 1775 MHz |
| | | RX | Channel 66486 | Channel 66786 | Channel 67286 |
| | | | 2115 MHz | 2145MHz | 2195 MHz |
| | 15MHz | TX | Channel 132047 | Channel 132322 | Channel 132597 |
| | | | 1717.5 MHz | 1745 MHz | 1772.5 MHz |
| | | RX | Channel 66511 | Channel 66786 | Channel 67261 |
| | | | 2117.5 MHz | 2145MHz | 2192.5 MHz |
| | 20MHz | TX | Channel 132072 | Channel 132322 | Channel 132572 |
| | | | 1720 MHz | 1745 MHz | 1770 MHz |
| | | RX | Channel 66536 | Channel 66786 | Channel 67236 |
| | | | 2120 MHz | 2145MHz | 2190 MHz |



Unless otherwise agreed in writing, this document is issued by the Company subject to its General Conditions of Service printed overleaf, available on request or accessible at <http://www.sgs.com/en/Terms-and-Conditions.aspx> and for electronic format documents, subject to Terms and Conditions for Electronic Documents at <http://www.sgs.com/en/Terms-and-Conditions/Terms-e-Documents.aspx>. Attention is drawn to the limitation of liability, indemnification and jurisdiction issues defined therein. Any holder of this document is advised that information contained hereon reflects the Company's findings at the time of its intervention only and within the limits of Client's instructions, if any. The Company's sole responsibility is to its Client and this document does not exonerate parties to a transaction from exercising all their rights and obligations under the transaction documents. This document cannot be reproduced except in full, without prior written approval of the Company. Any unauthorized alteration, forgery or falsification of the content or appearance of this document is unlawful and offenders may be prosecuted to the fullest extent of the law. Unless otherwise stated the results shown in this test report refer only to the sample(s) tested and such sample(s) are retained for 30 days only.

Attention: To check the authenticity of testing / inspection report & certificate, please contact us at telephone: (86-755) 8307 1443, or email: CN.Doccheck@sgs.com

4 Description of Tests

4.1 Maximum Output Power

Measurement Procedure: FCC KDB 971168 D01 V03r01

The transmitter output was connected to a calibrated coaxial cable, attenuator and power meter, the other end of which was connected to a Base Station Simulator. The Base Station Simulator was set to force the EUT to its maximum power setting. The power output at the transmitter antenna port was determined by adding the value of the cable insertion loss to the power reading. The tests were performed at three frequencies (low channel, middle channel and high channel) and on the highest power levels, which can be setup on the transmitters.

Remark: Reference test setup 1



Unless otherwise agreed in writing, this document is issued by the Company subject to its General Conditions of Service printed overleaf, available on request or accessible at <http://www.sgs.com/en/Terms-and-Conditions.aspx> and, for electronic format documents, subject to Terms and Conditions for Electronic Documents at <http://www.sgs.com/en/Terms-and-Conditions/Terms-e-Documents.aspx>. Attention is drawn to the limitation of liability, indemnification and jurisdiction issues defined therein. Any holder of this document is advised that information contained hereon reflects the Company's findings at the time of its intervention only and within the limits of Client's instructions, if any. The Company's sole responsibility is to its Client and this document does not exonerate parties to a transaction from exercising all their rights and obligations under the transaction documents. This document cannot be reproduced except in full, without prior written approval of the Company. Any unauthorized alteration, forgery or falsification of the content or appearance of this document is unlawful and offenders may be prosecuted to the fullest extent of the law. Unless otherwise stated the results shown in this test report refer only to the sample(s) tested and such sample(s) are retained for 30 days only.
Attention: To check the authenticity of testing/inspection report & certificate, please contact us at telephone: (86-755) 8307 1443, or email: CN.Doccheck@sgs.com

SGS-CSTC Standards Technical Services (Suzhou) Co., Ltd.
 Wireless Laboratory

South of No. 6 Plant, No. 1, Runsheng Road, Suzhou Industrial Park, Suzhou Area, China (Jiangsu) Pilot Free Trade Zone 215000
 中国·苏州·中国(江苏)自由贸易试验区苏州片区苏州工业园区润胜路1号的6号厂房南楼 邮编: 215000

t (86-512) 62992980 www.sgs.com.cn
 t (86-512) 62992980 sgs.china@sgs.com

4.2 Effective (Isotropic) Radiated Power of Transmitter

Measurement Procedure: FCC KDB 971168 D01 V03r01 ; ANSI/C63.26 (2015)

Calculate power in dBm by the following formula:

ERP (dBm) = Conducted Power (dBm) + antenna gain (dBd)

EIRP(dBm) = Conducted Power (dBm) + antenna gain (dBi)

EIRP=ERP+2.15dB

Measurement Procedure: FCC KDB 971168 D01 V03r01 ; ANSI/C63.26 (2015)

Below 1GHz test procedure as below:

- 1). The EUT was powered ON and placed on a 80cm high table in the chamber. The antenna of the transmitter was extended to its maximum length.
- 2). The disturbance of the transmitter was maximized on the test receiver display by raising and lowering from 1m to 4m (for the test frequency of below 30MHz, the antenna was tuned to heights 1 meter) the receive antenna and by rotating through 360° the turntable. After the fundamental emission was maximized, a field strength measurement was made.
- 3). Steps 1) and 2) were performed with the EUT and the receive antenna in both vertical and horizontal polarization.
- 4). Test the EUT in the lowest channel, the middle channel ,the Highest channel.
- 5). The radiation measurements are performed in X, Y, Z axis positioning. And found the X axis positioning which it is worse case, Only the test worst case mode is recorded in the report.
- 6). Repeat above procedures until all frequencies measured was complete.

$E \text{ (dB}\mu\text{V/m)} = \text{Measured amplitude level (dBm)} + 107 + \text{Cable Loss (dB)} + \text{Antenna Factor (dB/m)}$

$\text{EIRP (dBm)} = E \text{ (dB}\mu\text{V/m)} + 20 \log D - 104.8$; where D is the measurement distance in meters

$\text{ERP} = \text{EIRP} - 2.15 \text{ (dB)}$; where ERP and EIRP are expressed in consistent units.

Above 1GHz test procedure as below:

- 1) Different between above is the test site, change from Semi- Anechoic Chamber to fully Anechoic Chamber
- 2) Calculate power in dBm by the following formula:
 $E \text{ (dB}\mu\text{V/m)} = \text{Measured amplitude level (dBm)} + 107 + \text{Cable Loss (dB)} + \text{Antenna Factor (dB/m)}$
 $\text{EIRP (dBm)} = E \text{ (dB}\mu\text{V/m)} + 20 \log D - 104.8$; where D is the measurement distance in meters
- 3). Test the EUT in the lowest channel, the middle channel the Highest channel
- 4). The radiation measurements are performed in X, Y, Z axis positioning. And found the X axis positioning which it is worse case, Only the test worst case mode is recorded in the report.
- 5). Repeat above procedures until all frequencies measured was complete

Remark: Reference test setup 2



Unless otherwise agreed in writing, this document is issued by the Company subject to its General Conditions of Service printed overleaf, available on request or accessible at <http://www.sgs.com/en/Terms-and-Conditions.aspx> and, for electronic format documents, subject to Terms and Conditions for Electronic Documents at <http://www.sgs.com/en/Terms-and-Conditions/Terms-e-Documents.aspx>. Attention is drawn to the limitation of liability, indemnification and jurisdiction issues defined therein. Any holder of this document is advised that information contained hereon reflects the Company's findings at the time of its intervention only and within the limits of Client's instructions, if any. The Company's sole responsibility is to its Client and this document does not exonerate parties to a transaction from exercising all their rights and obligations under the transaction documents. This document cannot be reproduced except in full, without prior written approval of the Company. Any unauthorized alteration, forgery or falsification of the content or appearance of this document is unlawful and offenders may be prosecuted to the fullest extent of the law. Unless otherwise stated the results shown in this test report refer only to the sample(s) tested and such sample(s) are retained for 30 days only.
Attention: To check the authenticity of testing /inspection report & certificate, please contact us at telephone: (86-755) 8307 1443, or email: CN.Doccheck@sgs.com

SGS-CSTC Standards Technical Services (Suzhou) Co., Ltd.
 Wireless Laboratory

South of No. 6 Plant, No. 1, Runsheng Road, Suzhou Industrial Park, Suzhou Area, China (Jiangsu) Pilot Free Trade Zone 215000
 中国·苏州·中国(江苏)自由贸易试验区苏州片区苏州工业园区润胜路1号的6号厂房南楼 邮编: 215000

t (86-512) 62992980 www.sgs.com.cn
 t (86-512) 62992980 sgs.china@sgs.com

Report No.: SUHR/2022/1001001

Rev.: 01

Page: 26 of 70

4.3 Occupied Bandwidth

Measurement Procedure: FCC KDB 971168 D01 V03r01 Section 4.2

The occupied bandwidth, that is the frequency bandwidth such that, below its lower and above its upper frequency limits, the mean powers radiated are each equal to 0.5 percent of the total mean power radiated by a given emission shall be measured. The transmitter output was connected to a calibrated coaxial cable, attenuator and Spectrum analyser, the other end of which was connected to a Base Station Simulator. The Base Station Simulator was set to force the EUT to its maximum power setting. The tests were performed at three frequencies (low channel, middle channel and high channel). The span of the analyzer shall be set to capture all products of the modulation process, including the emission skirts. The resolution bandwidth shall be set to as close to 1 percent of the selected span as is possible without being below 1 percent. The video bandwidth shall be set to 3 times the resolution bandwidth. Video averaging is not permitted. Where practical, a sampling detector shall be used since a peak or, peak hold, may produce a wider bandwidth than actual. The trace data points are recovered and are directly summed in linear terms. The recovered amplitude data points, beginning at the lowest frequency, are placed in a running sum until 0.5 percent of the total is reached and that frequency recorded. The process is repeated for the highest frequency data points. This frequency is recorded. The span between the two recorded frequencies is the occupied bandwidth.

Remark: Reference test setup 1

Test Settings

1. The signal analyzer's automatic bandwidth measurement capability was used to perform the 99% occupied bandwidth and the 26dB bandwidth. The bandwidth measurement was not influenced by any intermediate power nulls in the fundamental emission.
2. RBW = 1 – 5% of the expected OBW
3. VBW \geq 3 x RBW
4. Detector = Peak
5. Trace mode = max hold
6. Sweep = auto couple
7. The trace was allowed to stabilize
8. If necessary, steps 2 – 7 were repeated after changing the RBW such that it would be within 1 – 5% of the 99% occupied bandwidth observed in Step 7



SGS-CSTC Standards Technical Services (Suzhou) Co., Ltd.
Wireless Laboratory

Unless otherwise agreed in writing, this document is issued by the Company subject to its General Conditions of Service printed overleaf, available on request or accessible at <http://www.sgs.com/en/Terms-and-Conditions.aspx> and, for electronic format documents, subject to Terms and Conditions for Electronic Documents at <http://www.sgs.com/en/Terms-and-Conditions/Terms-e-Documents.aspx>. Attention is drawn to the limitation of liability, indemnification and jurisdiction issues defined therein. Any holder of this document is advised that information contained hereon reflects the Company's findings at the time of its intervention only and within the limits of Client's instructions, if any. The Company's sole responsibility is to its Client and this document does not exonerate parties to a transaction from exercising all their rights and obligations under the transaction documents. This document cannot be reproduced except in full, without prior written approval of the Company. Any unauthorized alteration, forgery or falsification of the content or appearance of this document is unlawful and offenders may be prosecuted to the fullest extent of the law. Unless otherwise stated the results shown in this test report refer only to the sample(s) tested and such sample(s) are retained for 30 days only.
Attention: To check the authenticity of testing / inspection report & certificate, please contact us at telephone: (86-755) 8307 1443, or email: CN.Doccheck@sgs.com

South of No. 6 Plant, No. 1, Runsheng Road, Suzhou Industrial Park, Suzhou Area, China (Jiangsu) Pilot Free Trade Zone 215000
中国·苏州·中国(江苏)自由贸易试验区苏州片区苏州工业园区润胜路1号的6号厂房南楼 邮编: 215000

t (86-512) 62992980 www.sgs.com.cn
t (86-512) 62992980 sgs.china@sgs.com

4.4 Band Edge at Antenna Terminals

Measurement Procedure: FCC KDB 971168 D01 V03r01 Section 6.0

The transmitter output was connected to a calibrated coaxial cable, attenuator and Spectrum analyser, the other end of which was connected to a Base Station Simulator. The Base Station Simulator was set to force the EUT to its maximum power setting. The tests were performed at two frequencies (low channel and high channel).in the 1MHz bands immediately outside and adjacent to the frequency block a resolution bandwidth of 100kHz or 1% of the emission bandwidth of the fundamental emission of the transmitter may be employed. The EUT emission bandwidth is measured as the width of the signal between two points, outside of which all emission are attenuated at least 26dB below the transmitter power. The video bandwidth of the spectrum analyzer was set at thrice the resolution bandwidth. Detector Mode was set to rms.

Remark: Reference test setup 1

Test Settings

1. Start and stop frequency were set such that the band edge would be placed in the center of the plot
2. Span was set large enough so as to capture all out of band emissions near the band edge
3. RBW \geq 1% of the emission bandwidth
4. VBW \geq 3 x RBW
5. Detector = RMS
6. Number of sweep points \geq 2 x Span/RBW
7. Trace mode = trace average for continuous emissions, max hold for pulse emissions
8. Sweep time = auto couple
9. The trace was allowed to stabilize



Unless otherwise agreed in writing, this document is issued by the Company subject to its General Conditions of Service printed overleaf, available on request or accessible at <http://www.sgs.com/en/Terms-and-Conditions.aspx> and, for electronic format documents, subject to Terms and Conditions for Electronic Documents at <http://www.sgs.com/en/Terms-and-Conditions/Terms-e-Documents.aspx>. Attention is drawn to the limitation of liability, indemnification and jurisdiction issues defined therein. Any holder of this document is advised that information contained hereon reflects the Company's findings at the time of its intervention only and within the limits of Client's instructions, if any. The Company's sole responsibility is to its Client and this document does not exonerate parties to a transaction from exercising all their rights and obligations under the transaction documents. This document cannot be reproduced except in full, without prior written approval of the Company. Any unauthorized alteration, forgery or falsification of the content or appearance of this document is unlawful and offenders may be prosecuted to the fullest extent of the law. Unless otherwise stated the results shown in this test report refer only to the sample(s) tested and such sample(s) are retained for 30 days only.
Attention: To check the authenticity of testing /inspection report & certificate, please contact us at telephone: (86-755) 8307 1443, or email: CN.Doccheck@sgs.com

SGS-CSTC Standards Technical Services (Suzhou) Co., Ltd.
 Wireless Laboratory

South of No. 6 Plant, No. 1, Runsheng Road, Suzhou Industrial Park, Suzhou Area, China (Jiangsu) Pilot Free Trade Zone 215000
 中国·苏州·中国(江苏)自由贸易试验区苏州片区苏州工业园区润胜路1号的6号厂房南楼 邮编: 215000

t (86-512) 62992980 www.sgs.com.cn
 s (86-512) 62992980 sgs.china@sgs.com

4.5 Spurious And Harmonic Emissions at Antenna Terminal

Measurement Procedure: FCC KDB 971168 D01 V03r01

The transmitter output was connected to a calibrated coaxial cable, attenuator and Spectrum analyzer, the other end of which was connected to a Base Station Simulator. The Base Station Simulator was set to force the EUT to its maximum power setting. The tests were performed at three frequencies (low channel and high channel). The level of the carrier and the various conducted spurious and harmonic frequencies is measured by means of a calibrated spectrum analyzer. The spectrum is scanned from the lowest frequency generated in the equipment up to a frequency including its 10th harmonic. On any frequency outside a licensee's frequency block, the power of any emission shall be attenuated below the transmitter power (P) by at least $43 + 10 \log(P)$ dB. Compliance with these provisions is based on the use of measurement instrumentation employing a resolution bandwidth of 1 MHz or greater. However, in the 1 MHz bands immediately outside and adjacent to the frequency block a resolution bandwidth of at least one percent of the emission bandwidth of the fundamental emission of the transmitter may be employed. The emission bandwidth is defined as the width of the signal between two points, one below the carrier center frequency and one above the carrier center frequency, outside of which all emission are attenuated at least 26 dB below the transmitter power.

Remark: Reference test setup 1

Test Settings

1. Start frequency was set to 30MHz and stop frequency was set to at least $10 \times$ the fundamental frequency (separated into at least two plots per channel)
2. Detector = RMS
3. Trace mode = trace average for continuous emissions, max hold for pulse emissions
4. Sweep time = auto couple
5. The trace was allowed to stabilize
6. Please see test notes below for RBW and VBW settings



Unless otherwise agreed in writing, this document is issued by the Company subject to its General Conditions of Service printed overleaf, available on request or accessible at <http://www.sgs.com/en/Terms-and-Conditions.aspx> and, for electronic format documents, subject to Terms and Conditions for Electronic Documents at <http://www.sgs.com/en/Terms-and-Conditions/Terms-e-Documents.aspx>. Attention is drawn to the limitation of liability, indemnification and jurisdiction issues defined therein. Any holder of this document is advised that information contained hereon reflects the Company's findings at the time of its intervention only and within the limits of Client's instructions, if any. The Company's sole responsibility is to its Client and this document does not exonerate parties to a transaction from exercising all their rights and obligations under the transaction documents. This document cannot be reproduced except in full, without prior written approval of the Company. Any unauthorized alteration, forgery or falsification of the content or appearance of this document is unlawful and offenders may be prosecuted to the fullest extent of the law. Unless otherwise stated the results shown in this test report refer only to the sample(s) tested and such sample(s) are retained for 30 days only.
Attention: To check the authenticity of testing /inspection report & certificate, please contact us at telephone: (86-755) 8307 1443, or email: CN.Doccheck@sgs.com

SGS-CSTC Standards Technical Services (Suzhou) Co., Ltd.
 Wireless Laboratory

South of No. 6 Plant, No. 1, Runsheng Road, Suzhou Industrial Park, Suzhou Area, China (Jiangsu) Pilot Free Trade Zone 215000
 中国·苏州·中国(江苏)自由贸易试验区苏州片区苏州工业园区润胜路1号的6号厂房南楼 邮编: 215000

t (86-512) 62992980 www.sgs.com.cn
 t (86-512) 62992980 sgs.china@sgs.com

4.6 Peak-Average Ratio

Measurement Procedure: FCC KDB 971168 D01 V03r01 Section 5.7.1

A peak to average ratio measurement is performed at the conducted port of the EUT. For WCDMA signals, the spectrum analyzers Complementary Cumulative Distribution Function (CCDF) measurement profile is used to determine the largest deviation between the average and the peak power of the EUT in a given bandwidth. The CCDF curve shows how much time the peak waveform spends at or above a given average power level. The percent of time the signal spends at or above the level defines the probability for that particular power level. For GSM signals, an average and a peak trace are used on a spectrum analyzer to determine the largest deviation between the average and the peak power of the EUT in a bandwidth greater than the emission bandwidth. The traces are generated with the spectrum analyzer set to zero span mode.

Remark: Reference test setup 1

Test Settings

1. The signal analyzer's CCDF measurement profile is enabled
2. Frequency = carrier center frequency
3. Measurement BW > Emission bandwidth of signal
4. The signal analyzer was set to collect one million samples to generate the CCDF curve
5. The measurement interval was set depending on the type of signal analyzed. For continuous signals (>98% duty cycle), the measurement interval was set to 1ms. For burst transmissions, the spectrum analyzer is set to use an internal "RF Burst" trigger that is synced with an incoming pulse and the measurement interval is set to less than the duration of the "on time" of one burst to ensure that energy is only captured during a time in which the transmitter is operating at maximum power



Unless otherwise agreed in writing, this document is issued by the Company subject to its General Conditions of Service printed overleaf, available on request or accessible at <http://www.sgs.com/en/Terms-and-Conditions.aspx> and, for electronic format documents, subject to Terms and Conditions for Electronic Documents at <http://www.sgs.com/en/Terms-and-Conditions/Terms-e-Documents.aspx>. Attention is drawn to the limitation of liability, indemnification and jurisdiction issues defined therein. Any holder of this document is advised that information contained hereon reflects the Company's findings at the time of its intervention only and within the limits of Client's instructions, if any. The Company's sole responsibility is to its Client and this document does not exonerate parties to a transaction from exercising all their rights and obligations under the transaction documents. This document cannot be reproduced except in full, without prior written approval of the Company. Any unauthorized alteration, forgery or falsification of the content or appearance of this document is unlawful and offenders may be prosecuted to the fullest extent of the law. Unless otherwise stated the results shown in this test report refer only to the sample(s) tested and such sample(s) are retained for 30 days only.
Attention: To check the authenticity of testing/inspection report & certificate, please contact us at telephone: (86-755) 8307 1443, or email: CN.Doccheck@sgs.com

SGS-CSTC Standards Technical Services (Suzhou) Co., Ltd.
 Wireless Laboratory

South of No. 6 Plant, No. 1, Runsheng Road, Suzhou Industrial Park, Suzhou Area, China (Jiangsu) Pilot Free Trade Zone 215000
 中国·苏州·中国(江苏)自由贸易试验区苏州片区苏州工业园区润胜路1号的6号厂房南楼 邮编: 215000

t (86-512) 62992980 www.sgs.com.cn
 t (86-512) 62992980 sgs.china@sgs.com

Report No.: SUHR/2022/1001001

Rev.: 01

Page: 30 of 40

4.7 Field Strength of Spurious Radiation

Measurement Procedure: FCC KDB 971168 D01 V03r01

Below 1GHz test procedure as below:

- 1). The EUT was powered ON and placed on a 80cm high table in the chamber. The antenna of the transmitter was extended to its maximum length.
- 2). The disturbance of the transmitter was maximized on the test receiver display by raising and lowering from 1m to 4m (for the test frequency of below 30MHz, the antenna was tuned to heights 1 meter) the receive antenna and by rotating through 360° the turntable. After the fundamental emission was maximized, a field strength measurement was made.
- 3). Steps 1) and 2) were performed with the EUT and the receive antenna in both vertical and horizontal polarization.
- 4). Test the EUT in the lowest channel, the middle channel ,the Highest channel.
- 5). The radiation measurements are performed in X, Y, Z axis positioning. And found the X axis positioning which it is worse case, Only the test worst case mode is recorded in the report.
- 6). Repeat above procedures until all frequencies measured was complete.

$$E \text{ (dB}\mu\text{V/m)} = \text{Measured amplitude level (dB}\mu\text{V)} + (\text{Cable Loss (dB)} + \text{Antenna Factor (dB/m)} - \text{AMP(dB)})$$

$$\text{EIRP (dBm)} = E \text{ (dB}\mu\text{V/m)} + 20 \log D - 104.8; \text{ where D is the measurement distance in meters}$$

Above 1GHz test procedure as below:

- 1) Different between above is the test site, change from Semi- Anechoic Chamber to fully Anechoic Chamber
- 2) Calculate power in dBm by the following formula:

$$E \text{ (dB}\mu\text{V/m)} = \text{Measured amplitude level (dB}\mu\text{V)} + (\text{Cable Loss (dB)} + \text{Antenna Factor (dB/m)} - \text{AMP(dB)})$$

$$\text{EIRP (dBm)} = E \text{ (dB}\mu\text{V/m)} + 20 \log D - 104.8; \text{ where D is the measurement distance in meters}$$
- 3). Test the EUT in the lowest channel, the middle channel the Highest channel
- 4). The radiation measurements are performed in X, Y, Z axis positioning. And found the X axis positioning which it is worse case, Only the test worst case mode is recorded in the report.
- 5). Repeat above procedures until all frequencies measured was complete

Remark1: Reference test setup 2

Remark2: The emission below 18G were measured at a 3m test distance, while emissions above 18GHz were measured at a 1m test distance.

Remark: Reference test setup 2

- 1) The field strength is calculated by adding the Antenna Factor, Cable Factor & Preamplifier. The basic equation with a sample calculation is as follows:
Final Test Level =Receiver Reading + Factor(Antenna Factor + Cable Factor – Preamplifier Factor)
- 2) Scan from 9kHz to 40GHz,The disturbance between 9KHz to 30MHz and 18GHz to 40GHz was very low, and the above harmonics were the highest point could be found when testing, so only the above harmonics had been displayed. The amplitude of spurious emissions from the radiator which are attenuated more than 20dB below the limit need not be reported .
- 3) All modes have been tested, but only the worst case data displayed in this report.



Unless otherwise agreed in writing, this document is issued by the Company subject to its General Conditions of Service printed overleaf, available on request or accessible at <http://www.sgs.com/en/Terms-and-Conditions.aspx> and, for electronic format documents, subject to Terms and Conditions for Electronic Documents at <http://www.sgs.com/en/Terms-and-Conditions/Terms-e-Documents.aspx>. Attention is drawn to the limitation of liability, indemnification and jurisdiction issues defined therein. Any holder of this document is advised that information contained hereon reflects the Company's findings at the time of its intervention only and within the limits of Client's instructions, if any. The Company's sole responsibility is to its Client and this document does not exonerate parties to a transaction from exercising all their rights and obligations under the transaction documents. This document cannot be reproduced except in full, without prior written approval of the Company. Any unauthorized alteration, forgery or falsification of the content or appearance of this document is unlawful and offenders may be prosecuted to the fullest extent of the law. Unless otherwise stated the results shown in this test report refer only to the sample(s) tested and such sample(s) are retained for 30 days only.
Attention: To check the authenticity of testing/inspection report & certificate, please contact us at telephone: (86-755) 8307 1443, or email: CN.Doccheck@sgs.com

SGS-CSTC Standards Technical Services (Suzhou) Co., Ltd.
Wireless Laboratory

South of No. 6 Plant, No. 1, Runsheng Road, Suzhou Industrial Park, Suzhou Area, China (Jiangsu) Pilot Free Trade Zone 215000
中国·苏州·中国(江苏)自由贸易试验区苏州片区苏州工业园区润胜路1号的6号厂房南楼 邮编: 215000

t (86-512) 62992980 www.sgs.com.cn
t (86-512) 62992980 sgs.china@sgs.com

Report No.: SUHR/2022/1001001

Rev.: 01

Page: 31 of 70

4.8 Frequency Stability / Temperature Variation

Measurement Procedure:

Frequency stability testing is performed in accordance with the guidelines of FCC KDB 971168 D01 V03r01; ANSI/C63.26 (2015)

. The frequency stability of the transmitter is measured by:

- a.) **Temperature:** The temperature is varied from -30°C to +50°C in 10°C increments using an environmental chamber.
- b.) **Primary Supply Voltage:** The primary supply voltage is varied from 85% to 115% of the nominal value for non hand-carried battery and AC powered equipment. For hand-carried, battery-powered equipment, primary supply voltage is reduced to the battery operating end point which shall be specified by the manufacturer.

Specification – The frequency stability shall be sufficient to ensure that the fundamental emission stays within the authorized frequency block. The frequency stability of the transmitter shall be maintained within $\pm 0.00025\%$ (± 2.5 ppm) of the center frequency.

Time Period and Procedure:

1. The carrier frequency of the transmitter is measured at room temperature (20°C to provide a reference).
2. The equipment is turned on in a “standby” condition for fifteen minutes before applying power to the transmitter. Measurement of the carrier frequency of the transmitter is made within one minute after applying power to the transmitter.
3. Frequency measurements are made at 10°C intervals ranging from -30°C to +50°C. A period of at least one half-hour is provided to allow stabilization of the equipment at each temperature level.

Remark: Reference test setup 3



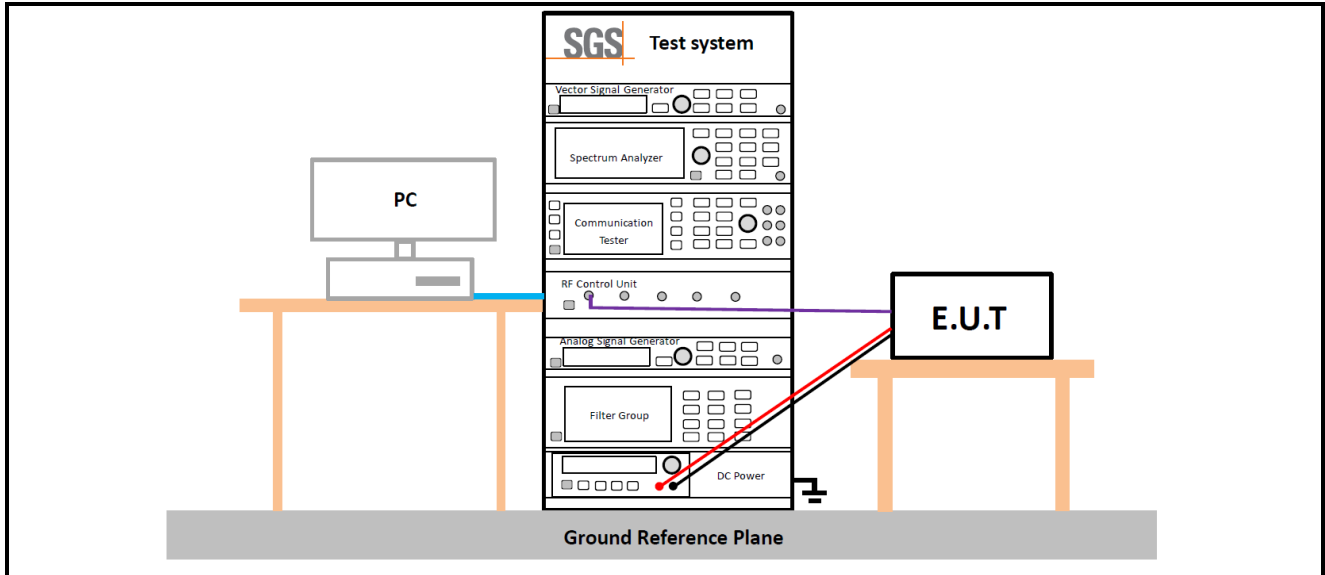
Unless otherwise agreed in writing, this document is issued by the Company subject to its General Conditions of Service printed overleaf, available on request or accessible at <http://www.sgs.com/en/Terms-and-Conditions.aspx> and, for electronic format documents, subject to Terms and Conditions for Electronic Documents at <http://www.sgs.com/en/Terms-and-Conditions/Terms-e-Documents.aspx>. Attention is drawn to the limitation of liability, indemnification and jurisdiction issues defined therein. Any holder of this document is advised that information contained hereon reflects the Company's findings at the time of its intervention only and within the limits of Client's instructions, if any. The Company's sole responsibility is to its Client and this document does not exonerate parties to a transaction from exercising all their rights and obligations under the transaction documents. This document cannot be reproduced except in full, without prior written approval of the Company. Any unauthorized alteration, forgery or falsification of the content or appearance of this document is unlawful and offenders may be prosecuted to the fullest extent of the law. Unless otherwise stated the results shown in this test report refer only to the sample(s) tested and such sample(s) are retained for 30 days only.
Attention: To check the authenticity of testing /inspection report & certificate, please contact us at telephone: (86-755) 8307 1443, or email: CN.Doccheck@sgs.com

South of No. 6 Plant, No. 1, Runsheng Road, Suzhou Industrial Park, Suzhou Area, China (Jiangsu) Pilot Free Trade Zone 215000
 中国·苏州·中国(江苏)自由贸易试验区苏州片区苏州工业园区润胜路1号的6号厂房南楼 邮编: 215000

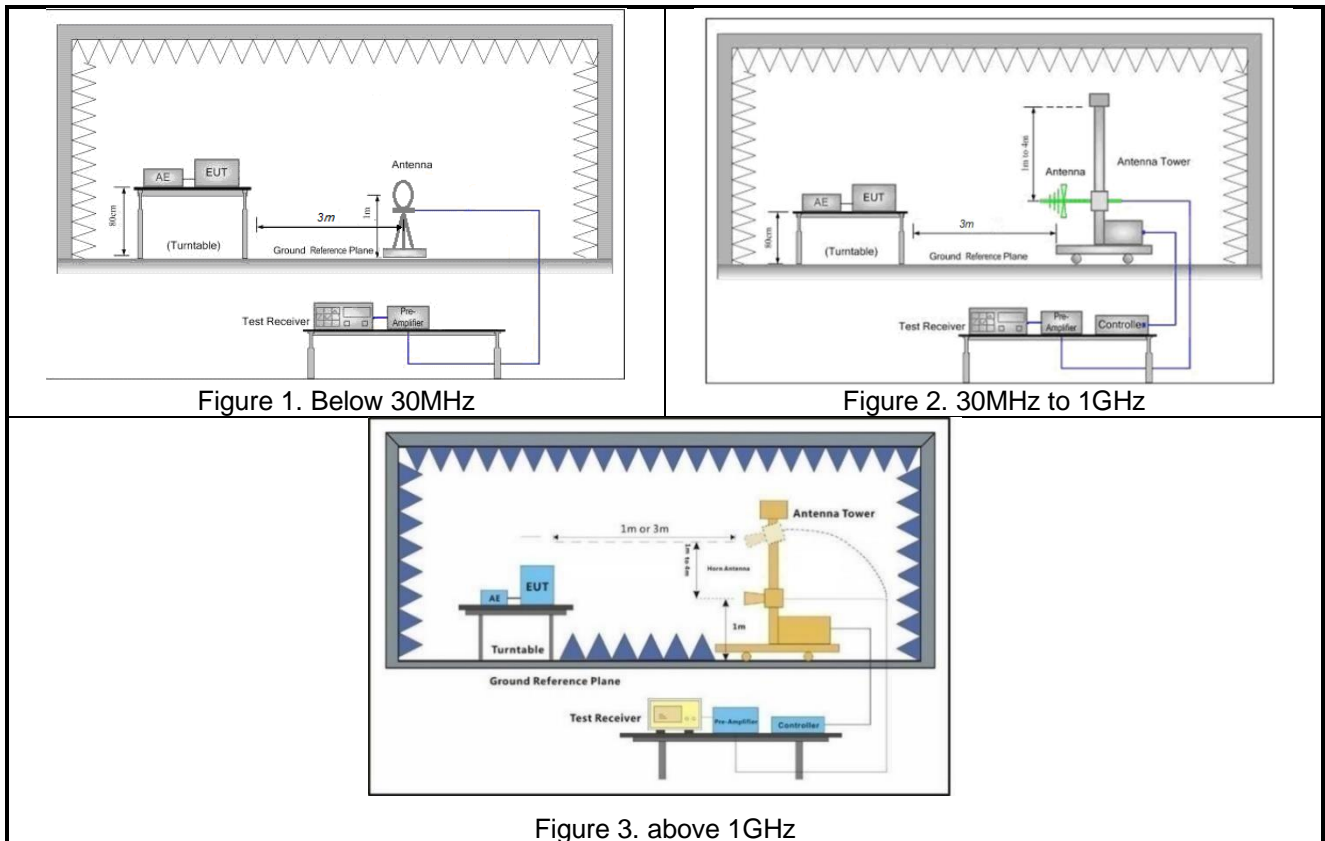
t (86-512) 62992980 www.sgs.com.cn
 t (86-512) 62992980 sgs.china@sgs.com

4.9 Test Setups

4.9.1 Test Setup 1



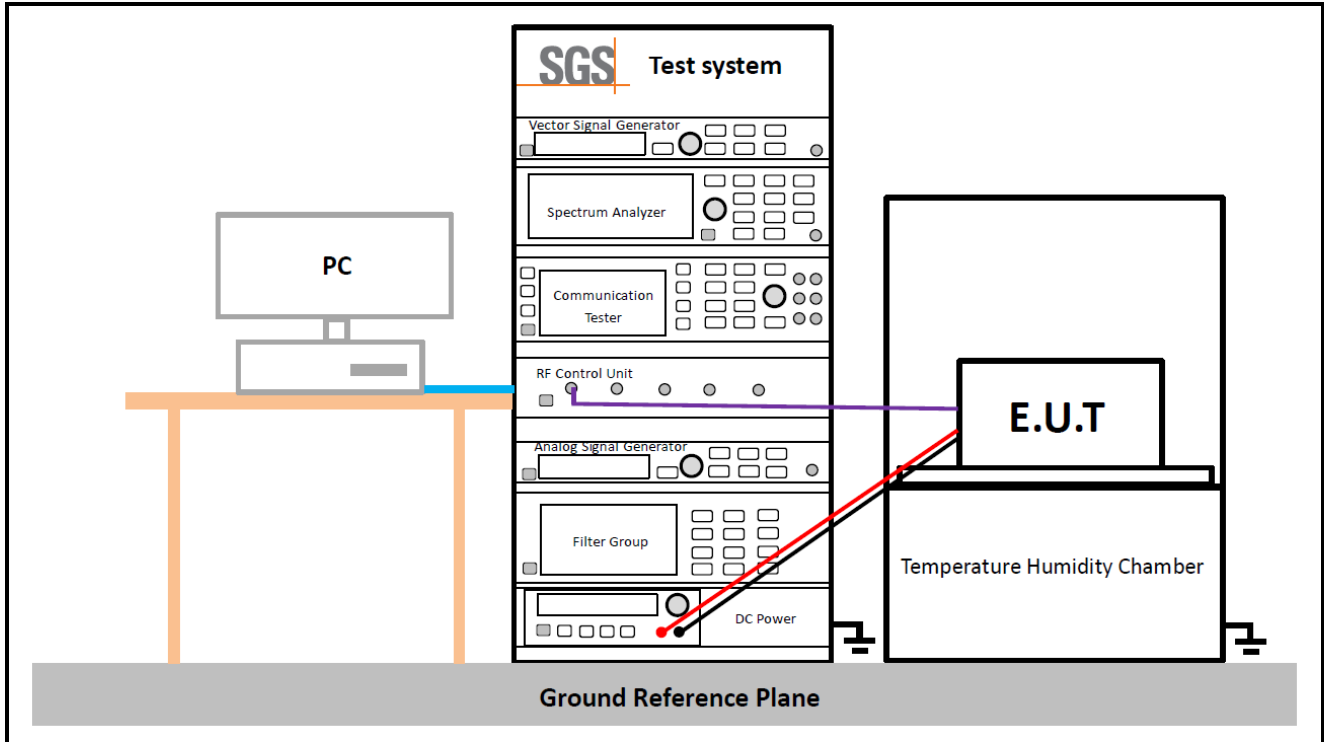
4.9.2 Test Setup 2



Unless otherwise agreed in writing, this document is issued by the Company subject to its General Conditions of Service printed overleaf, available on request or accessible at <http://www.sgs.com/en/Terms-and-Conditions.aspx> and, for electronic format documents, subject to Terms and Conditions for Electronic Documents at <http://www.sgs.com/en/Terms-and-Conditions/Terms-e-Documents.aspx>. Attention is drawn to the limitation of liability, indemnification and jurisdiction issues defined therein. Any holder of this document is advised that information contained hereon reflects the Company's findings at the time of its intervention only and within the limits of Client's instructions, if any. The Company's sole responsibility is to its Client and this document does not exonerate parties to a transaction from exercising all their rights and obligations under the transaction documents. This document cannot be reproduced except in full, without prior written approval of the Company. Any unauthorized alteration, forgery or falsification of the content or appearance of this document is unlawful and offenders may be prosecuted to the fullest extent of the law. Unless otherwise stated the results shown in this test report refer only to the sample(s) tested and such sample(s) are retained for 30 days only.

Attention: To check the authenticity of testing/inspection report & certificate, please contact us at telephone: (86-755) 8307 1443, or email: CN.Doccheck@sgs.com

4.9.3 Test Setup 3



Unless otherwise agreed in writing, this document is issued by the Company subject to its General Conditions of Service printed overleaf, available on request or accessible at <http://www.sgs.com/en/Terms-and-Conditions.aspx> and, for electronic format documents, subject to Terms and Conditions for Electronic Documents at <http://www.sgs.com/en/Terms-and-Conditions/Terms-e-Documents.aspx>. Attention is drawn to the limitation of liability, indemnification and jurisdiction issues defined therein. Any holder of this document is advised that information contained hereon reflects the Company's findings at the time of its intervention only and within the limits of Client's instructions, if any. The Company's sole responsibility is to its Client and this document does not exonerate parties to a transaction from exercising all their rights and obligations under the transaction documents. This document cannot be reproduced except in full, without prior written approval of the Company. Any unauthorized alteration, forgery or falsification of the content or appearance of this document is unlawful and offenders may be prosecuted to the fullest extent of the law. Unless otherwise stated the results shown in this test report refer only to the sample(s) tested and such sample(s) are retained for 30 days only.

Attention: To check the authenticity of testing/inspection report & certificate, please contact us at telephone: (86-755) 8307 1443, or email: CN.Doccheck@sgs.com

4.10 Test Conditions

| Test Case | | Test Conditions | |
|-------------------------------------|--|---|---|
| Transmit Output Power Data | Average Power, Total | Test Environment | Ambient Climate & Rated Voltage |
| | | Test Setup | Test Setup 1 |
| | | RF Channels (TX) | L, M, H (L= low channel, M= middle channel, H= high channel) |
| | | Test Mode | GSM/TM1;GSM/TM2;UMTS/TM1;LTE/TM1;LTE/TM2; |
| | Average Power, Spectral Density (if required) | Test Environment | Ambient Climate & Rated Voltage |
| | | Test Setup | Test Setup 1 |
| | | RF Channels (TX) | L, M, H (L= low channel, M= middle channel, H= high channel) |
| | | Test Mode | GSM/TM1;GSM/TM2;UMTS/TM1;LTE/TM1;LTE/TM2; |
| Peak-to-Average Ratio (if required) | Test Environment | Ambient Climate & Rated Voltage | |
| | Test Setup | Test Setup 1 | |
| | RF Channels (TX) | L, M, H (L= low channel, M= middle channel, H= high channel) | |
| | Test Mode | GSM/TM1;GSM/TM2;UMTS/TM1;LTE/TM1;LTE/TM2; | |
| Modulation Characteristics | Test Environment | Ambient Climate & Rated Voltage | |
| | Test Setup | Test Setup 1 | |
| | RF Channels (TX) | M (M= middle channel) | |
| | Test Mode | GSM/TM1;GSM/TM2;UMTS/TM1;LTE/TM1;LTE/TM2; | |
| Bandwid | Occupie | Test | Ambient Climate & Rated Voltage |



Unless otherwise agreed in writing, this document is issued by the Company subject to its General Conditions of Service printed overleaf, available on request or accessible at <http://www.sgs.com/en/Terms-and-Conditions.aspx> and, for electronic format documents, subject to Terms and Conditions for Electronic Documents at <http://www.sgs.com/en/Terms-and-Conditions/Terms-e-Documents.aspx>. Attention is drawn to the limitation of liability, indemnification and jurisdiction issues defined therein. Any holder of this document is advised that information contained hereon reflects the Company's findings at the time of its intervention only and within the limits of Client's instructions, if any. The Company's sole responsibility is to its Client and this document does not exonerate parties to a transaction from exercising all their rights and obligations under the transaction documents. This document cannot be reproduced except in full, without prior written approval of the Company. Any unauthorized alteration, forgery or falsification of the content or appearance of this document is unlawful and offenders may be prosecuted to the fullest extent of the law. Unless otherwise stated the results shown in this test report refer only to the sample(s) tested and such sample(s) are retained for 30 days only.

Attention: To check the authenticity of testing /inspection report & certificate, please contact us at telephone: (86-755) 8307 1443, or email: CN.Doccheck@sgs.com

SGS-CSTC Standards Technical Services (Suzhou) Co., Ltd.
Wireless Laboratory

South of No. 6 Plant, No. 1, Runsheng Road, Suzhou Industrial Park, Suzhou Area, China (Jiangsu) Pilot Free Trade Zone 215000
中国·苏州·中国(江苏)自由贸易试验区苏州片区苏州工业园区润胜路1号的6号厂房南楼 邮编: 215000

t (86-512) 62992980 www.sgs.com.cn
t (86-512) 62992980 sgs.china@sgs.com

| | | | |
|--|---|---|---|
| th | d Bandwid th | Environm ent | |
| | | Test Setup | Test Setup 1 |
| | | RF Channels (TX) | L, M, H (L= low channel, M= middle channel, H= high channel) |
| | | Test Mode | GSM/TM1;GSM/TM2;UMTS/TM1;LTE/TM1;LTE/TM2; |
| | Emissio n Bandwid th (if required) | Test Environm ent | Ambient Climate & Rated Voltage |
| | | Test Setup | Test Setup 1 |
| | | RF Channels (TX) | L, M, H (L= low channel, M= middle channel, H= high channel) |
| | | Test Mode | GSM/TM1;GSM/TM2;UMTS/TM1;LTE/TM1;LTE/TM2; |
| Band Edges Compliance | Test Environm ent | Ambient Climate & Rated Voltage | |
| | Test Setup | Test Setup 1 | |
| | RF Channels (TX) | L, H (L= low channel, H= high channel) | |
| | Test Mode | GSM/TM1;GSM/TM2;UMTS/TM1;LTE/TM1;LTE/TM2; | |
| Spurious Emission at Antenna Terminals | Test Environm ent | Ambient Climate & Rated Voltage | |
| | Test Setup | Test Setup 1 | |
| | RF Channels (TX) | L,M, H (L= low channel, M= middle channel, H= high channel) | |
| | Test Mode | GSM/TM1;UMTS/TM1;LTE/TM1; | |
| Field Strength of Spurious Radiation | Test Environm ent | Ambient Climate & Rated Voltage | |
| | Test Setup | Test Setup 2 | |



Unless otherwise agreed in writing, this document is issued by the Company subject to its General Conditions of Service printed overleaf, available on request or accessible at <http://www.sgs.com/en/Terms-and-Conditions.aspx> and, for electronic format documents, subject to Terms and Conditions for Electronic Documents at <http://www.sgs.com/en/Terms-and-Conditions/Terms-e-Documents.aspx>. Attention is drawn to the limitation of liability, indemnification and jurisdiction issues defined therein. Any holder of this document is advised that information contained hereon reflects the Company's findings at the time of its intervention only and within the limits of Client's instructions, if any. The Company's sole responsibility is to its Client and this document does not exonerate parties to a transaction from exercising all their rights and obligations under the transaction documents. This document cannot be reproduced except in full, without prior written approval of the Company. Any unauthorized alteration, forgery or falsification of the content or appearance of this document is unlawful and offenders may be prosecuted to the fullest extent of the law. Unless otherwise stated the results shown in this test report refer only to the sample(s) tested and such sample(s) are retained for 30 days only.
Attention: To check the authenticity of testing /inspection report & certificate, please contact us at telephone: (86-755) 8307 1443, or email: CN.Doccheck@sgs.com

SGS-CSTC Standards Technical Services (Suzhou) Co., Ltd.
 检验检测专用章
 Inspection & Testing Services

South of No. 6 Plant, No. 1, Runsheng Road, Suzhou Industrial Park, Suzhou Area, China (Jiangsu) Pilot Free Trade Zone 215000
 中国·苏州·中国(江苏)自由贸易试验区苏州片区苏州工业园区润胜路1号的6号厂房南楼 邮编: 215000

t (86-512) 62992980 www.sgs.com.cn
 t (86-512) 62992980 sgs.china@sgs.com

| | | |
|---------------------|------------------|---|
| | Test Mode | GSM/TM1;GSM/TM2;UMTS/TM1;LTE/TM1;LTE/TM2; Remark: If applicable, the EUT conf. that has maximum power density (based on the equivalent power level) is selected. |
| | RF Channels (TX) | L, M, H (L= low channel, M= middle channel, H= high channel) |
| Frequency Stability | Test Environment | (1) -30 °C to +50 °C with step 10 °C at Rated Voltage; (2) VL, VN and VH of Rated Voltage at Ambient Climate. |
| | Test Setup | Test Setup 3 |
| | RF Channels (TX) | L, M, H (L= low channel, M= middle channel, H= high channel) |
| | Test Mode | GSM/TM1;GSM/TM2;UMTS/TM1;LTE/TM1;LTE/TM2; |



Unless otherwise agreed in writing, this document is issued by the Company subject to its General Conditions of Service printed overleaf, available on request or accessible at <http://www.sgs.com/en/Terms-and-Conditions.aspx> and, for electronic format documents, subject to Terms and Conditions for Electronic Documents at <http://www.sgs.com/en/Terms-and-Conditions/Terms-e-Documents.aspx>. Attention is drawn to the limitation of liability, indemnification and jurisdiction issues defined therein. Any holder of this document is advised that information contained hereon reflects the Company's findings at the time of its intervention only and within the limits of Client's instructions, if any. The Company's sole responsibility is to its Client and this document does not exonerate parties to a transaction from exercising all their rights and obligations under the transaction documents. This document cannot be reproduced except in full, without prior written approval of the Company. Any unauthorized alteration, forgery or falsification of the content or appearance of this document is unlawful and offenders may be prosecuted to the fullest extent of the law. Unless otherwise stated the results shown in this test report refer only to the sample(s) tested and such sample(s) are retained for 30 days only.
Attention: To check the authenticity of testing /inspection report & certificate, please contact us at telephone: (86-755) 8307 1443, or email: CN.Doccheck@sgs.com

SGS-CSTC Standards Technical Services (Suzhou) Co., Ltd.
Wireless Laboratory

South of No. 6 Plant, No. 1, Runsheng Road, Suzhou Industrial Park, Suzhou Area, China (Jiangsu) Pilot Free Trade Zone 215000 t (86-512) 62992980 www.sgs.com.cn
中国·苏州·中国(江苏)自由贸易试验区苏州片区苏州工业园区润胜路1号的6号厂房南楼 邮编: 215000 t (86-512) 62992980 sgs.china@sgs.com

5 Main Test Instruments

| RF Test Equipment | | | | | |
|-------------------------------------|---------------|------------------------------------|---------------|-----------|--------------|
| Equipment | Manufacturer | Model No. | Inventory No. | Cal Date | Cal Due Date |
| Shielding Room | Brilliant-emc | N/A | SUWI-04-01-06 | 2021/5/8 | 2024/5/7 |
| Temperature and humidity meter | MingGao | TH101B | SUWI-01-01-07 | 2021/2/20 | 2022/2/19 |
| | | | | 2022/2/19 | 2023/2/18 |
| Signal Analyzer | ROHDE&SCHWARZ | FSV3030 | SUWI-01-02-02 | 2021/5/28 | 2022/5/27 |
| DC Power Supply | HYELEC | HY3005B | SUWI-01-18-01 | 2021/2/20 | 2022/2/19 |
| | | | | 2022/2/19 | 2023/2/18 |
| Measurement Software | Tonscend | JS1120-3 Test System V 2.6.88.0336 | SUWI-02-09-09 | NCR | NCR |
| Radio Communication Analyzer | Anritsu | MT8821C | SUWI-01-26-03 | 2021/9/29 | 2022/9/28 |
| Wideband Radio Communication Tester | ROHDE&SCHWARZ | CMW500 | SUWI-01-27-01 | 2021/9/28 | 2022/9/27 |
| Temperature Chamber | ESPEC | SU-242 | SUWI-01-13-01 | 2021/2/20 | 2022/2/19 |
| | | | | 2022/2/19 | 2023/2/18 |



Unless otherwise agreed in writing, this document is issued by the Company subject to its General Conditions of Service printed overleaf, available on request or accessible at <http://www.sgs.com/en/Terms-and-Conditions.aspx> and, for electronic format documents, subject to Terms and Conditions for Electronic Documents at <http://www.sgs.com/en/Terms-and-Conditions/Terms-e-Documents.aspx>. Attention is drawn to the limitation of liability, indemnification and jurisdiction issues defined therein. Any holder of this document is advised that information contained hereon reflects the Company's findings at the time of its intervention only and within the limits of Client's instructions, if any. The Company's sole responsibility is to its Client and this document does not exonerate parties to a transaction from exercising all their rights and obligations under the transaction documents. This document cannot be reproduced except in full, without prior written approval of the Company. Any unauthorized alteration, forgery or falsification of the content or appearance of this document is unlawful and offenders may be prosecuted to the fullest extent of the law. Unless otherwise stated the results shown in this test report refer only to the sample(s) tested and such sample(s) are retained for 30 days.

Attention: To check the authenticity of testing/inspection report & certificate, please contact us at telephone: (86-755) 8307 1443, or email: CN.Doccheck@sgs.com

SGS-CSTC Standards Technical Services (Suzhou) Co., Ltd.
Wireless Laboratory

South of No. 6 Plant, No. 1, Runsheng Road, Suzhou Industrial Park, Suzhou Area, China (Jiangsu) Pilot Free Trade Zone 215000
中国·苏州·中国(江苏)自由贸易试验区苏州片区苏州工业园区润胜路1号的6号厂房南楼 邮编: 215000

t (86-512) 62992980 www.sgs.com.cn
t (86-512) 62992980 sgs.china@sgs.com

| RSE Test Equipment | | | | | |
|--------------------------------|-------------------------------|---------------------|---------------|-----------|--------------|
| Equipment | Manufacturer | Model No. | Inventory No. | Cal Date | Cal Due Date |
| Semi-Anechoic Chamber | Brilliant-emc | N/A | SUWI-04-02-01 | 2021/5/8 | 2024/5/7 |
| Temperature and humidity meter | MingGao | TH101B | SUWI-01-01-05 | 2021/2/20 | 2022/2/19 |
| | | | | 2022/2/19 | 2023/2/18 |
| Signal Analyzer | ROHDE&SCHWARZ | FSW43 | SUWI-01-02-04 | 2021/5/28 | 2022/5/27 |
| Test receiver | ROHDE&SCHWARZ | ESR7 | SUWI-01-10-01 | 2021/2/20 | 2022/2/19 |
| | | | | 2022/2/19 | 2023/2/18 |
| DC Power Supply | HYELEC | HY3005B | SUWI-01-18-01 | 2021/2/20 | 2022/2/19 |
| | | | | 2022/2/19 | 2023/2/18 |
| Receiving antenna | SCHWRZBECK MESS-ELEKTRONIK | VULB 9163 | SUWI-01-11-01 | 2021/5/16 | 2022/5/15 |
| Receiving antenna | SCHWRZBECK MESS-ELEKTRONIK | BBHA 9120D | SUWI-01-11-02 | 2021/5/16 | 2022/5/15 |
| Receiving antenna | SCHWRZBECK MESS-ELEKTRONIK | BBHA 9170 | SUWI-01-11-03 | 2021/5/14 | 2022/5/13 |
| Amplifier | Tonscend | TAP9K3G40 | SUWI-01-14-01 | 2021/2/20 | 2022/2/19 |
| | | | | 2022/2/19 | 2023/2/18 |
| Amplifier | Tonscend | TAP01018050 | SUWI-01-14-02 | 2021/2/20 | 2022/2/19 |
| | | | | 2022/2/19 | 2023/2/18 |
| Amplifier | Tonscend | TAP18040048 | SUWI-01-14-03 | 2021/2/20 | 2022/2/19 |
| | | | | 2022/2/19 | 2023/2/18 |
| Active Loop Antenna | SCHWRZBECK MESS-ELEKTRONIK | FMZB 1519B | SUWI-01-21-01 | 2021/6/10 | 2022/6/9 |
| Measurement Software | Tonscend | JS32-RE V3.0.0.3 | SUWI-02-09-04 | NCR | NCR |
| Radio communication analyzer | Anritsu | MT8820C | SUWI-01-16-08 | 2021/2/20 | 2022/2/19 |
| | | | | 2022/2/19 | 2023/2/18 |



Unless otherwise agreed in writing, this document is issued by the Company subject to its General Conditions of Service printed overleaf, available on request or accessible at <http://www.sgs.com/en/Terms-and-Conditions.aspx> and, for electronic format documents, subject to Terms and Conditions for Electronic Documents at <http://www.sgs.com/en/Terms-and-Conditions/Terms-e-Documents.aspx>. Attention is drawn to the limitation of liability, indemnification and jurisdiction issues defined therein. Any holder of this document is advised that information contained hereon reflects the Company's findings at the time of its intervention only and within the limits of Client's instructions, if any. The Company's sole responsibility is to its Client and this document does not exonerate parties to a transaction from exercising all their rights and obligations under the transaction documents. This document cannot be reproduced except in full, without prior written approval of the Company. Any unauthorized alteration, forgery or falsification of the content or appearance of this document is unlawful and offenders may be prosecuted to the fullest extent of the law. Unless otherwise stated the results shown in this test report refer only to the sample(s) tested and such sample(s) are retained for 30 days only.

Attention: To check the authenticity of testing/inspection report & certificate, please contact us at telephone: (86-755) 8307 1443, or email: CN.Doccheck@sgs.com

6 Measurement Uncertainty

For a 95% confidence level (k = 2), the measurement expanded uncertainties for defined systems, in accordance with the recommendations of ISO 17025 as following:

| No. | Item | Measurement Uncertainty |
|-----|-------------------------------|--------------------------|
| 1 | Total RF power, conducted | ±0.54dB |
| 2 | RF power density, conducted | ±1.03dB |
| 3 | Spurious emissions, conducted | ±0.54dB |
| 4 | Radio Frequency | ±7.25 x 10 ⁻⁸ |
| 5 | Duty Cycle | ±0.37% |
| 6 | Occupied Bandwidth | ±7.25 x 10 ⁻⁸ |
| 7 | Radiated Emission | ± 3.13dB (9kHz - 30MHz) |
| | | ± 4.8dB (30MHz - 1GHz) |
| | | ± 4.8dB (1GHz to 18GHz) |
| | | ± 4.8dB (Above 18GHz) |



Unless otherwise agreed in writing, this document is issued by the Company subject to its General Conditions of Service printed overleaf, available on request or accessible at <http://www.sgs.com/en/Terms-and-Conditions.aspx> and, for electronic format documents, subject to Terms and Conditions for Electronic Documents at <http://www.sgs.com/en/Terms-and-Conditions/Terms-e-Documents.aspx>. Attention is drawn to the limitation of liability, indemnification and jurisdiction issues defined therein. Any holder of this document is advised that information contained hereon reflects the Company's findings at the time of its intervention only and within the limits of Client's instructions, if any. The Company's sole responsibility is to its Client and this document does not exonerate parties to a transaction from exercising all their rights and obligations under the transaction documents. This document cannot be reproduced except in full, without prior written approval of the Company. Any unauthorized alteration, forgery or falsification of the content or appearance of this document is unlawful and offenders may be prosecuted to the fullest extent of the law. Unless otherwise stated the results shown in this test report refer only to the sample(s) tested and such sample(s) are retained for 30 days only.
Attention: To check the authenticity of testing /inspection report & certificate, please contact us at telephone: (86-755) 8307 1443, or email: CN.Doccheck@sgs.com

South of No. 6 Plant, No. 1, Runsheng Road, Suzhou Industrial Park, Suzhou Area, China (Jiangsu) Pilot Free Trade Zone 215000
 中国·苏州·中国(江苏)自由贸易试验区苏州片区苏州工业园区润胜路1号的6号厂房南楼 邮编: 215000

t (86-512) 62992980 www.sgs.com.cn
 t (86-512) 62992980 sgs.china@sgs.com

7 Appendixes

| | |
|---------------|------------------------|
| Appendix A.3 | WWAN Setup Photos |
| Appendix B.1 | GSM 850 & 1900 |
| Appendix B.2 | WCDMA Band II & IV & V |
| Appendix B.3 | LTE Band 2 |
| Appendix B.4 | LTE Band 4 |
| Appendix B.5 | LTE Band 5 |
| Appendix B.6 | LTE Band 7 |
| Appendix B.7 | LTE Band 13 |
| Appendix B.8 | LTE Band 26(814-824) |
| Appendix B.9 | LTE Band 26(824-849) |
| Appendix B.10 | LTE Band 38 |
| Appendix B.11 | LTE Band 66 |

The End



Unless otherwise agreed in writing, this document is issued by the Company subject to its General Conditions of Service printed overleaf, available on request or accessible at <http://www.sgs.com/en/Terms-and-Conditions.aspx> and, for electronic format documents, subject to Terms and Conditions for Electronic Documents at <http://www.sgs.com/en/Terms-and-Conditions/Terms-e-Documents.aspx>. Attention is drawn to the limitation of liability, indemnification and jurisdiction issues defined therein. Any holder of this document is advised that information contained hereon reflects the Company's findings at the time of its intervention only and within the limits of Client's instructions, if any. The Company's sole responsibility is to its Client and this document does not exonerate parties to a transaction from exercising all their rights and obligations under the transaction documents. This document cannot be reproduced except in full, without prior written approval of the Company. Any unauthorized alteration, forgery or falsification of the content or appearance of this document is unlawful and offenders may be prosecuted to the fullest extent of the law. Unless otherwise stated the results shown in this test report refer only to the sample(s) tested and such sample(s) are retained for 30 days only.
Attention: To check the authenticity of testing /inspection report & certificate, please contact us at telephone: (86-755) 8307 1443, or email: CN.Doccheck@sgs.com

South of No. 6 Plant, No. 1, Runsheng Road, Suzhou Industrial Park, Suzhou Area, China (Jiangsu) Pilot Free Trade Zone 215000
 中国·苏州·中国(江苏)自由贸易试验区苏州片区苏州工业园区润胜路1号的6号厂房南楼 邮编: 215000

t (86-512) 62992980 www.sgs.com.cn
 s (86-512) 62992980 sgs.china@sgs.com