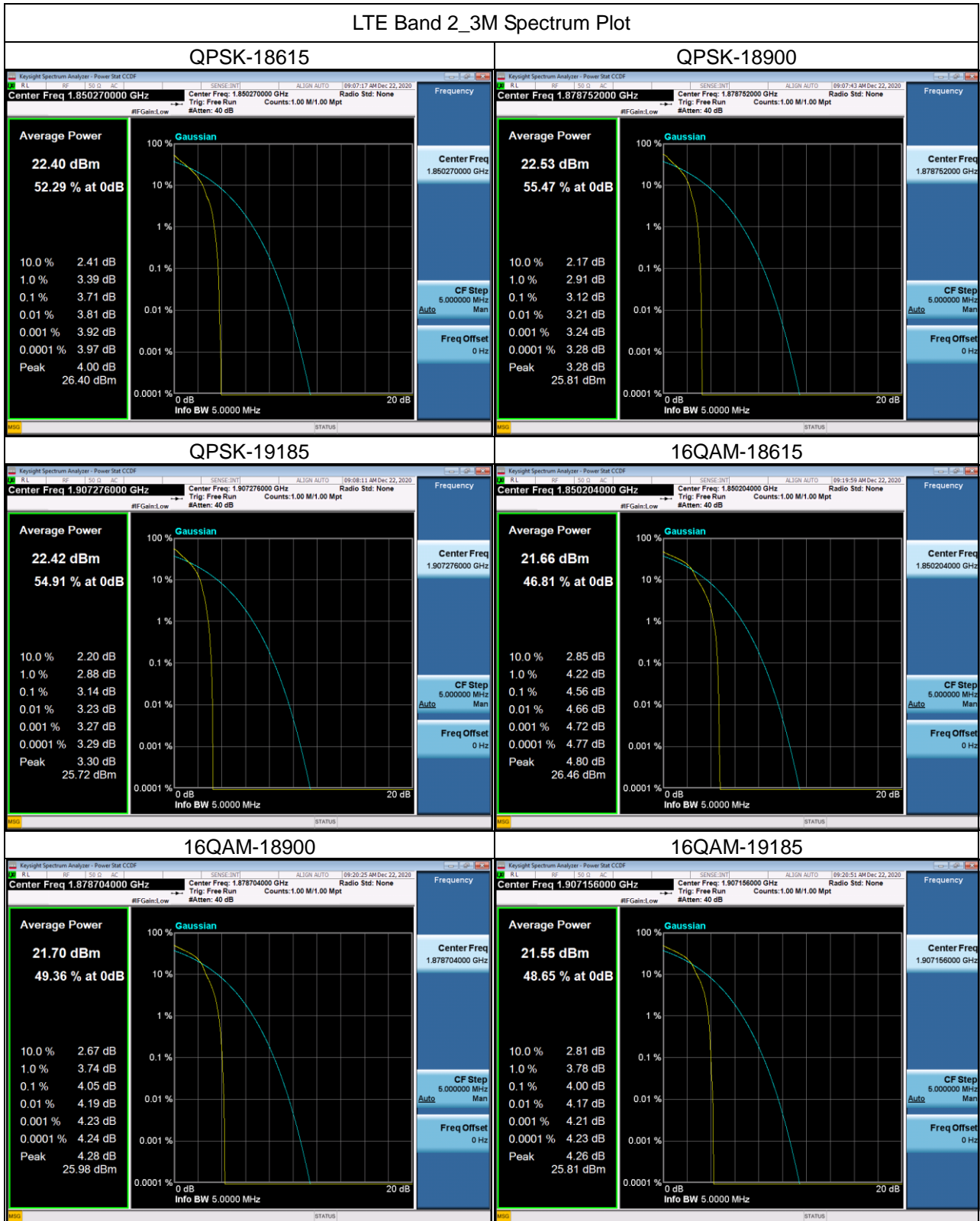


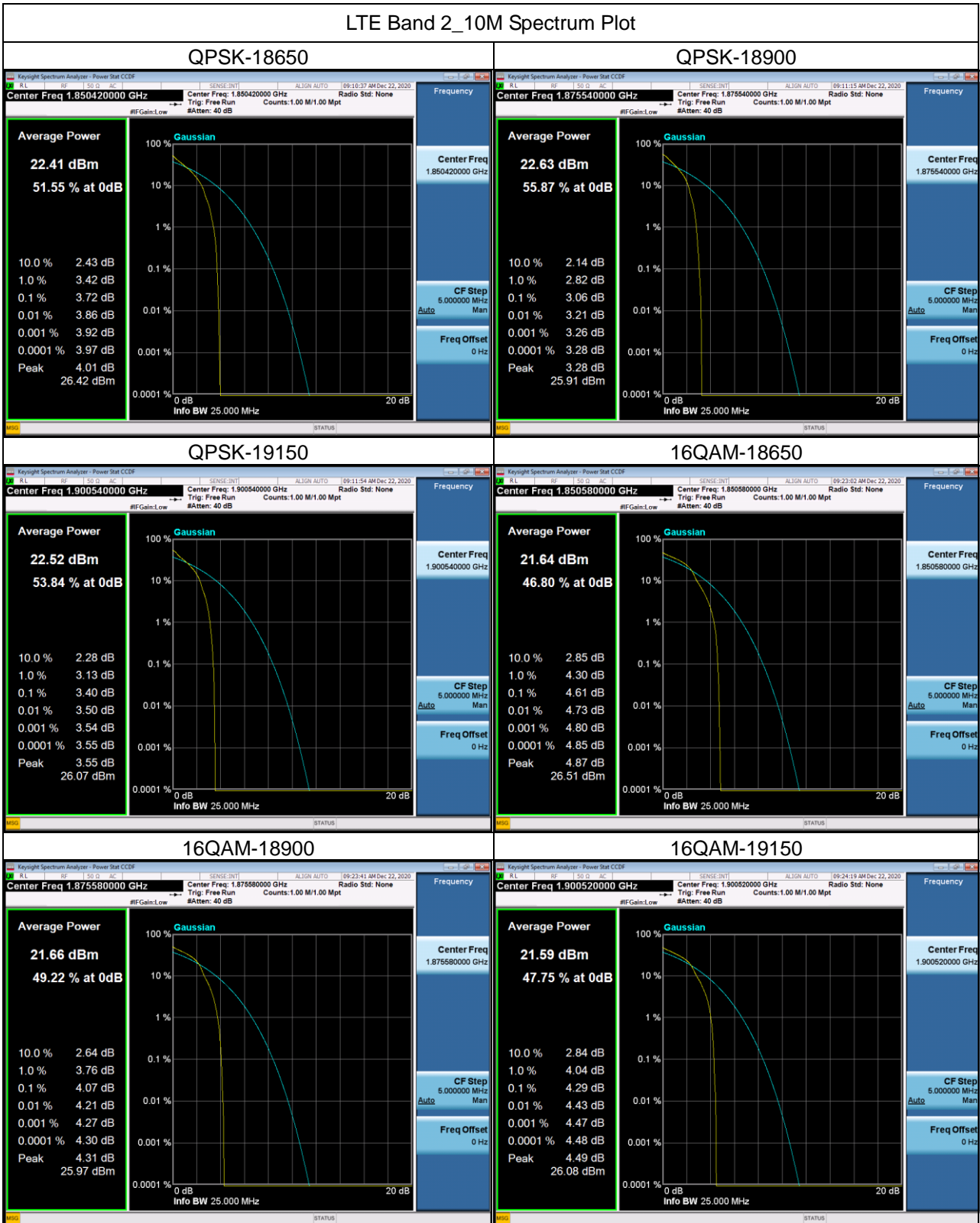
## LTE Band 2\_3M Spectrum Plot



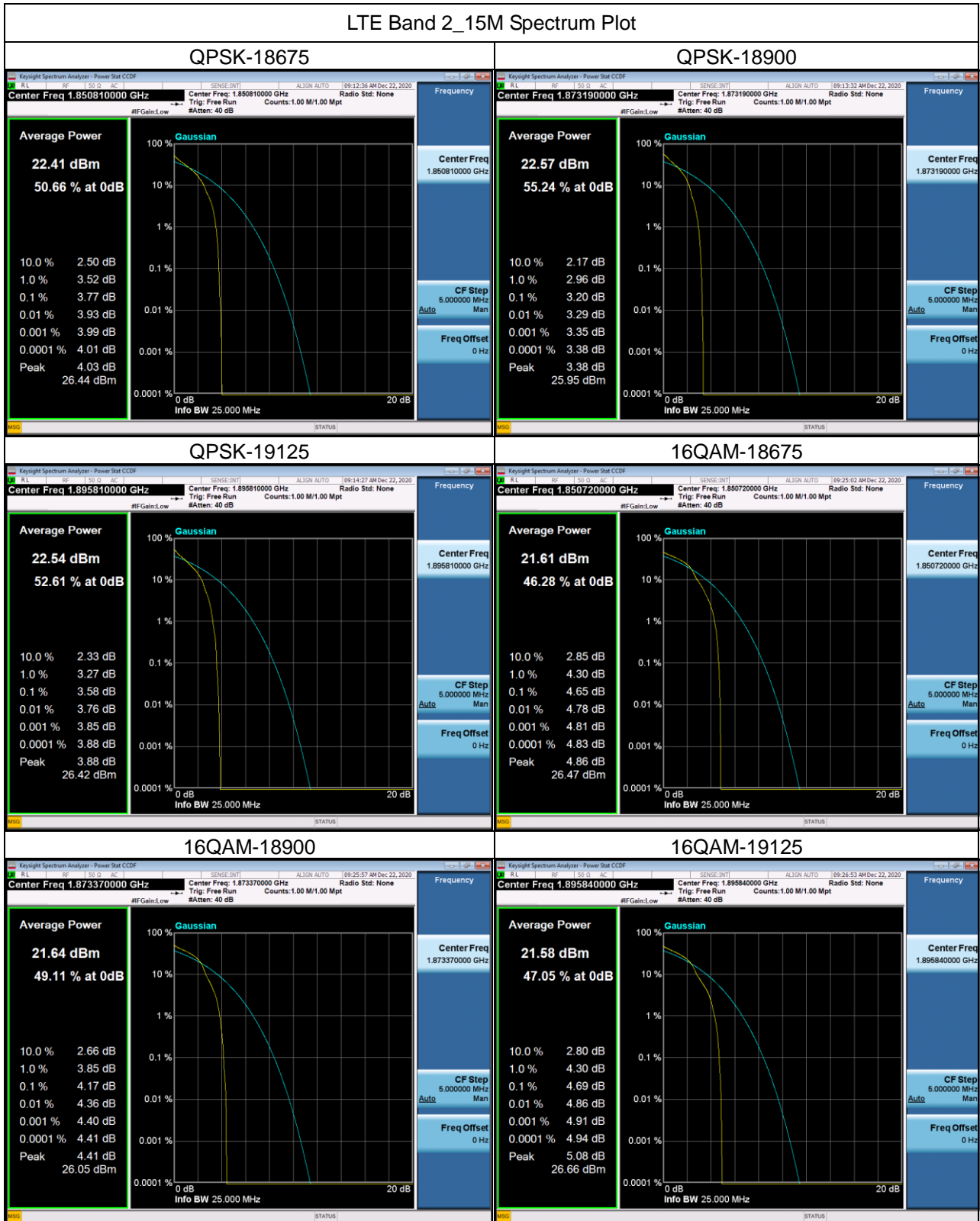
## LTE Band 2\_5M Spectrum Plot



## LTE Band 2\_10M Spectrum Plot



## LTE Band 2\_15M Spectrum Plot



## LTE Band 2\_20M Spectrum Plot



## APPENDIX I - FREQUENCY STABILITY

Test Mode	PCS1900_CH661
-----------	---------------

**Temperature vs. Frequency Stability**

Temperature(°C)	Frequency Error (Hz)	Frequency Error (ppm)	Limit(ppm)
0	3.26	0.001734043	±2.5
10	4.25	0.002260638	
20	7.55	0.004015957	
30	3.21	0.001707447	
35	3.26	0.001734043	
Max. Deviation (ppm)	7.55	0.004015957	

**Voltage vs. Frequency Stability**

Voltage(Volts)	Frequency Error (Hz)	Frequency Error (ppm)	Limit(ppm)
4.45	3.25	0.001728723	±2.5
3.87	3.98	0.002117021	
3.6	3.22	0.001712766	
Max. Deviation (ppm)	3.98	0.002117021	

Test Mode	WCDMA Band II_CH9400
-----------	----------------------

**Temperature vs. Frequency Stability**

Temperature(°C)	Frequency Error (Hz)	Frequency Error (ppm)	Limit(ppm)
0	4.25	0.002260638	±2.5
10	3.31	0.001760638	
20	6.23	0.00331383	
30	4.15	0.002207447	
35	2.17	0.001151596	
Max. Deviation (ppm)	6.23	0.00331383	

**Voltage vs. Frequency Stability**

Voltage(Volts)	Frequency Error (Hz)	Frequency Error (ppm)	Limit(ppm)
4.45	1.12	0.000595745	±2.5
3.87	2.15	0.001143617	
3.6	3.57	0.001898936	
Max. Deviation (ppm)	3.57	0.001898936	



Test Mode	LTE Band 2_CH18900_1.4M
-----------	-------------------------

**Temperature vs. Frequency Stability**

Temperature(°C)	Frequency Error (Hz)	Frequency Error (ppm)	Limit(ppm)
0	-6.73	-0.003579787	±2.5
10	-5.66	-0.003010638	
20	5.58	0.002968085	
30	-2.24	-0.001191489	
35	5.57	0.002962766	
Max. Deviation (ppm)	-6.73	-0.003579787	

**Voltage vs. Frequency Stability**

Voltage(Volts)	Frequency Error (Hz)	Frequency Error (ppm)	Limit(ppm)
4.45	-3.81	-0.002026596	±2.5
3.87	4.82	0.00256383	
3.6	-2.12	-0.00112766	
Max. Deviation (ppm)	4.82	0.00256383	

Test Mode	LTE Band 2_CH18900_3M
-----------	-----------------------

**Temperature vs. Frequency Stability**

Temperature(°C)	Frequency Error (Hz)	Frequency Error (ppm)	Limit(ppm)
0	-2.83	-0.001505319	±2.5
10	-4.36	-0.002319149	
20	-3.03	-0.001611702	
30	1.88	0.001	
35	3.66	0.001946809	
Max. Deviation (ppm)	-4.36	-0.002319149	

**Voltage vs. Frequency Stability**

Voltage(Volts)	Frequency Error (Hz)	Frequency Error (ppm)	Limit(ppm)
4.45	4.52	0.002404255	±2.5
3.87	-5.34	-0.002840426	
3.6	1.62	0.000861702	
Max. Deviation (ppm)	-5.34	-0.002840426	

Test Mode	LTE Band 2_CH18900_5M
-----------	-----------------------

**Temperature vs. Frequency Stability**

Temperature(°C)	Frequency Error (Hz)	Frequency Error (ppm)	Limit(ppm)
0	-3.76	-0.002	±2.5
10	-2.02	-0.001074468	
20	6.15	0.003271277	
30	2.48	0.001319149	
35	-3.01	-0.001601064	
Max. Deviation (ppm)	6.15	0.003271277	

**Voltage vs. Frequency Stability**

Voltage(Volts)	Frequency Error (Hz)	Frequency Error (ppm)	Limit(ppm)
4.45	-1.64	-0.00087234	±2.5
3.87	5.03	0.002675532	
3.6	5.42	0.002882979	
Max. Deviation (ppm)	5.42	0.002882979	

Test Mode	LTE Band 2_CH18900_10M
-----------	------------------------

**Temperature vs. Frequency Stability**

Temperature(°C)	Frequency Error (Hz)	Frequency Error (ppm)	Limit(ppm)
0	-4.08	-0.002170213	±2.5
10	1.71	0.000909574	
20	-3.66	-0.001946809	
30	-2.57	-0.001367021	
35	2.86	0.001521277	
Max. Deviation (ppm)	-4.08	-0.002170213	

**Voltage vs. Frequency Stability**

Voltage(Volts)	Frequency Error (Hz)	Frequency Error (ppm)	Limit(ppm)
4.45	2.58	0.00137234	±2.5
3.87	-3.33	-0.001771277	
3.6	5.45	0.002898936	
Max. Deviation (ppm)	5.45	0.002898936	

Test Mode	LTE Band 2_CH18900_15M
-----------	------------------------

**Temperature vs. Frequency Stability**

Temperature(°C)	Frequency Error (Hz)	Frequency Error (ppm)	Limit(ppm)
0	5.74	0.003053191	±2.5
10	-3.95	-0.002101064	
20	4.49	0.002388298	
30	-4.61	-0.002452128	
35	-1.39	-0.000739362	
Max. Deviation (ppm)	5.74	0.003053191	

**Voltage vs. Frequency Stability**

Voltage(Volts)	Frequency Error (Hz)	Frequency Error (ppm)	Limit(ppm)
4.45	4.02	0.002138298	±2.5
3.87	-3.76	-0.002	
3.6	-3.72	-0.001978723	
Max. Deviation (ppm)	4.02	0.002138298	

Test Mode	LTE Band 2_CH18900_20M
-----------	------------------------

**Temperature vs. Frequency Stability**

Temperature(°C)	Frequency Error (Hz)	Frequency Error (ppm)	Limit(ppm)
0	2.94	0.00156383	±2.5
10	-4.67	-0.002484043	
20	4.74	0.002521277	
30	-6.13	-0.003260638	
35	-2.78	-0.001478723	
Max. Deviation (ppm)	-6.13	-0.003260638	

**Voltage vs. Frequency Stability**

Voltage(Volts)	Frequency Error (Hz)	Frequency Error (ppm)	Limit(ppm)
4.45	5.34	0.002840426	±2.5
3.87	5.96	0.003170213	
3.6	1.49	0.000792553	
Max. Deviation (ppm)	5.96	0.003170213	

End of Test Report