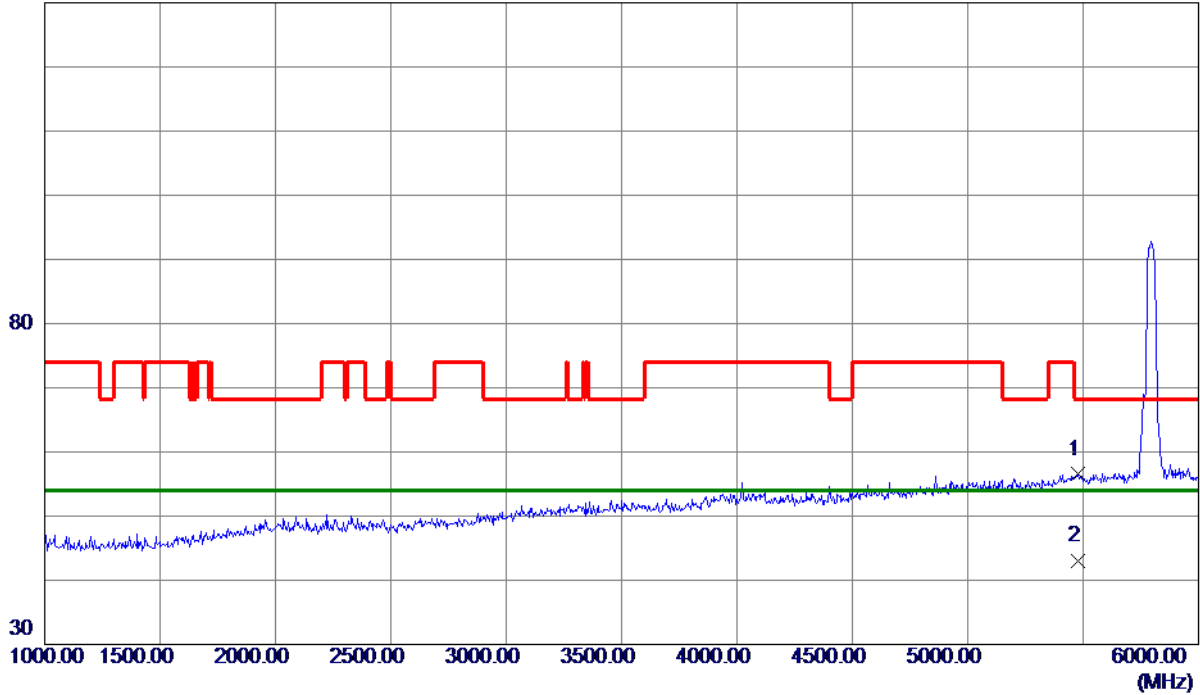


Orthogonal Axis	X
Test Mode	UNII-3_TX AC (VHT40) Mode 5795 MHz

Horizontal

130 dBuV/m



No.	Freq. MHz	Reading Level dBuV/m	Correct Factor dB	Measure ment dBuV/m	Limit dBuV/m	Margin dB	Detector	Comment
1	5477.5000	40.49	16.01	56.50	68.30	-11.80	Peak	
2 *	5477.5000	26.95	16.01	42.96	54.00	-11.04	AVG	

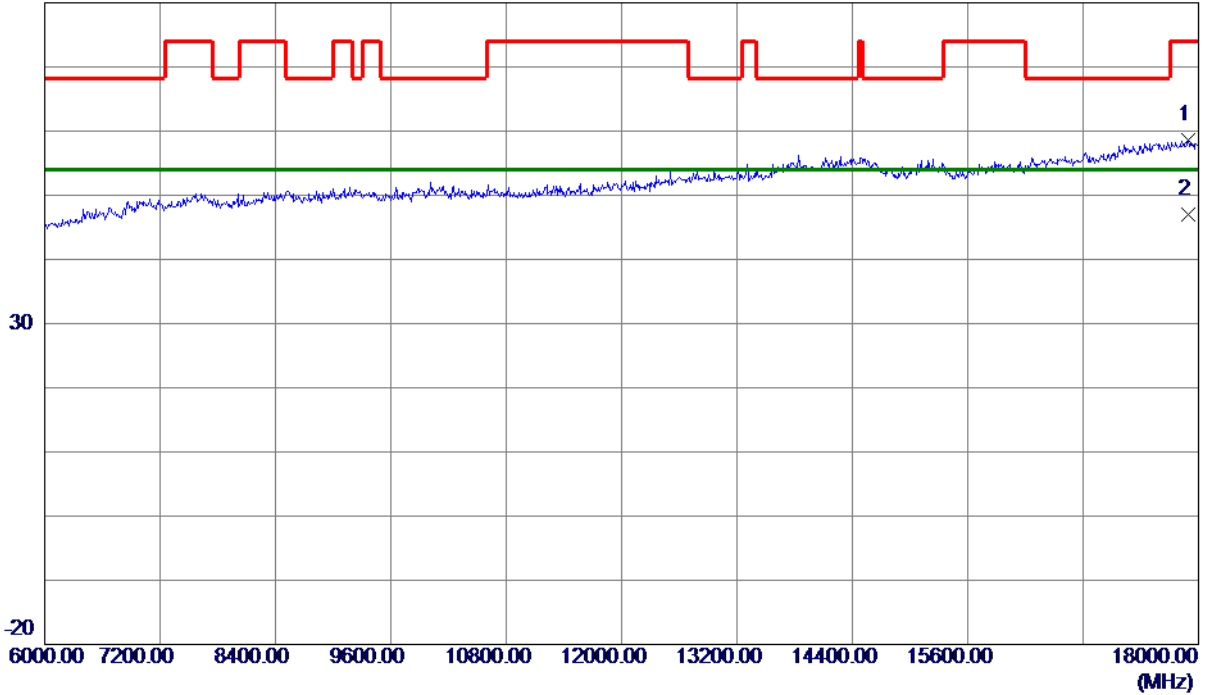
REMARKS:

- (1) Measurement Value = Reading Level + Correct Factor.
- (2) Margin Level = Measurement Value - Limit Value.

Orthogonal Axis	X
Test Mode	UNII-3_TX AC (VHT40) Mode 5795 MHz

Horizontal

80 dBuV/m



No.	Freq. MHz	Reading Level dBuV/m	Correct Factor dB	Measure ment dBuV/m	Limit dBuV/m	Margin dB	Detector	Comment
1	17892.0000	38.03	20.64	58.67	74.00	-15.33	Peak	
2 *	17892.8550	26.35	20.64	46.99	54.00	-7.01	AVG	

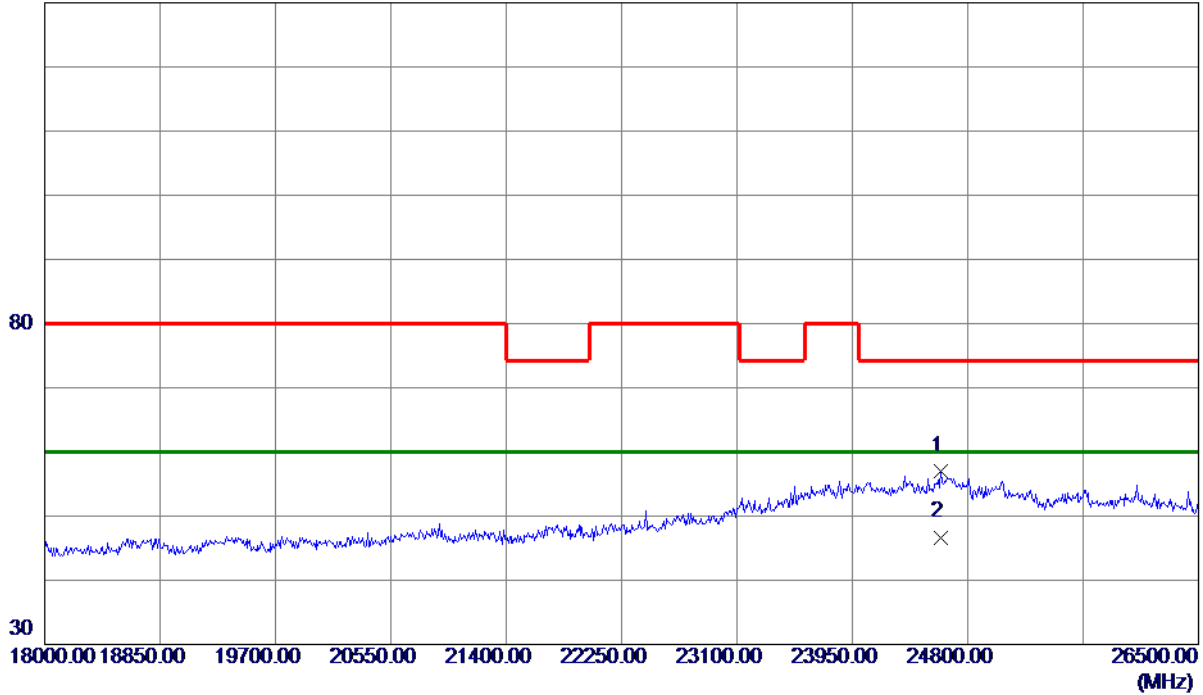
REMARKS:

- (1) Measurement Value = Reading Level + Correct Factor.
- (2) Margin Level = Measurement Value - Limit Value.

Orthogonal Axis	X
Test Mode	UNII-3_TX AC (VHT40) Mode 5795 MHz

Horizontal

130 dBuV/m



No.	Freq. MHz	Reading Level dBuV/m	Correct Factor dB	Measure ment dBuV/m	Limit dBuV/m	Margin dB	Detector	Comment
1	24604.5000	26.98	29.99	56.97	74.30	-17.33	Peak	
2 *	24604.5000	16.71	29.99	46.70	60.00	-13.30	AVG	

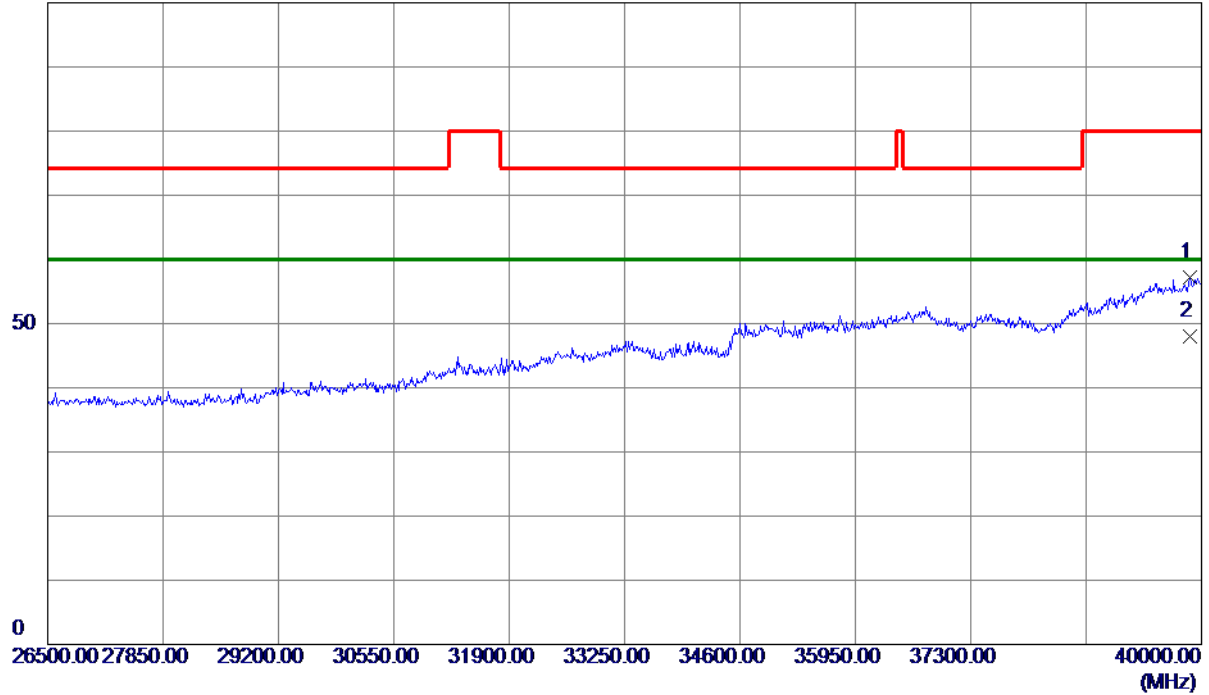
REMARKS:

- (1) Measurement Value = Reading Level + Correct Factor.
- (2) Margin Level = Measurement Value - Limit Value.

Orthogonal Axis	X
Test Mode	UNII-3_TX AC (VHT40) Mode 5795 MHz

Horizontal

100 dBuV/m



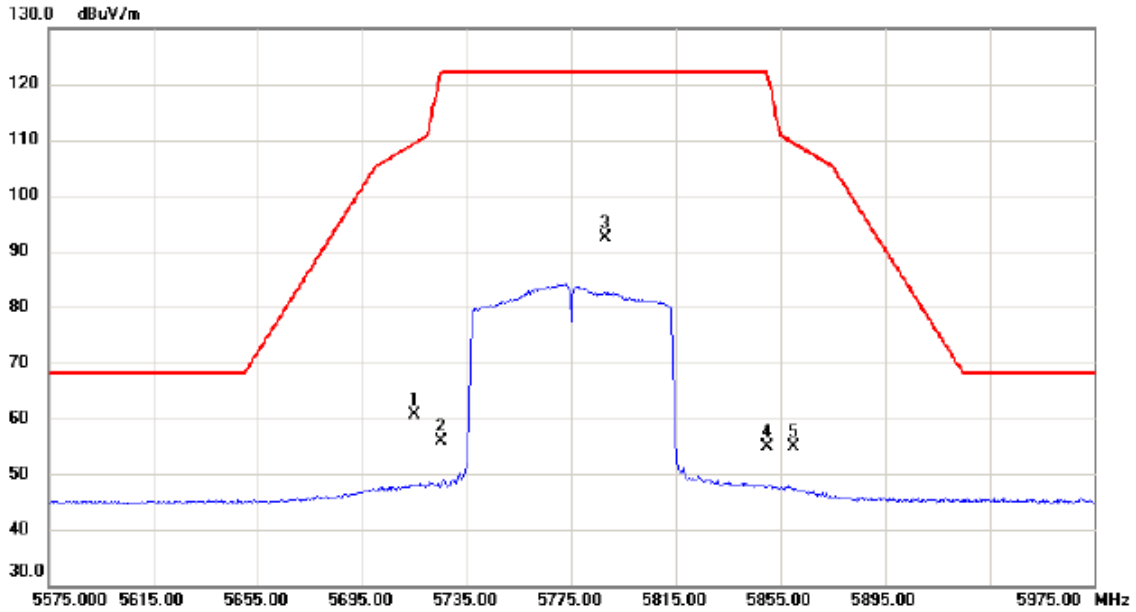
No.	Freq. MHz	Reading Level dBuV/m	Correct Factor dB	Measure ment dBuV/m	Limit dBuV/m	Margin dB	Detector	Comment
1	39865.0000	36.01	21.19	57.20	80.00	-22.80	Peak	
2 *	39865.0000	26.83	21.19	48.02	60.00	-11.98	AVG	

REMARKS:

- (1) Measurement Value = Reading Level + Correct Factor.
- (2) Margin Level = Measurement Value - Limit Value.

Orthogonal Axis	X
Test Mode	UNII-3_TX AC (VHT80) Mode 5775 MHz

Vertical



No. Mk.	Freq. MHz	Reading Level dBuV	Correct Factor dB	Measurement dBuV/m	Limit dBuV/m	Margin dB	Detector	Comment
1	5715.000	44.14	16.49	60.63	109.40	-48.77	peak	
2	5725.000	39.34	16.51	55.85	122.20	-66.35	peak	
3 *	5788.200	75.64	16.64	92.28	122.20	-29.92	peak	No Limit
4	5850.000	38.04	16.76	54.80	122.20	-67.40	peak	
5	5860.000	38.12	16.79	54.91	109.40	-54.49	peak	

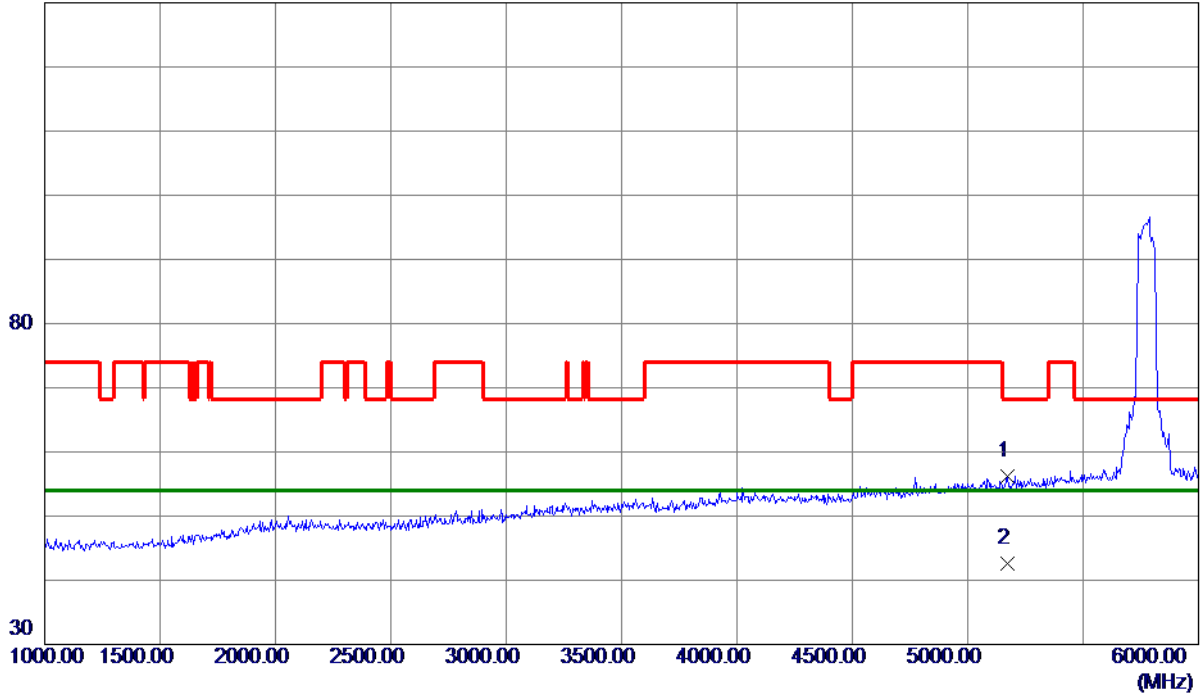
REMARKS:

- (1) Measurement Value = Reading Level + Correct Factor.
- (2) Margin Level = Measurement Value - Limit Value.

Orthogonal Axis	X
Test Mode	UNII-3_TX AC (VHT80) Mode 5775 MHz

Vertical

130 dBuV/m



No.	Freq. MHz	Reading Level dBuV/m	Correct Factor dB	Measure ment dBuV/m	Limit dBuV/m	Margin dB	Detector	Comment
1	5170.0000	40.87	15.31	56.18	68.30	-12.12	Peak	
2 *	5170.0000	27.38	15.31	42.69	54.00	-11.31	AVG	

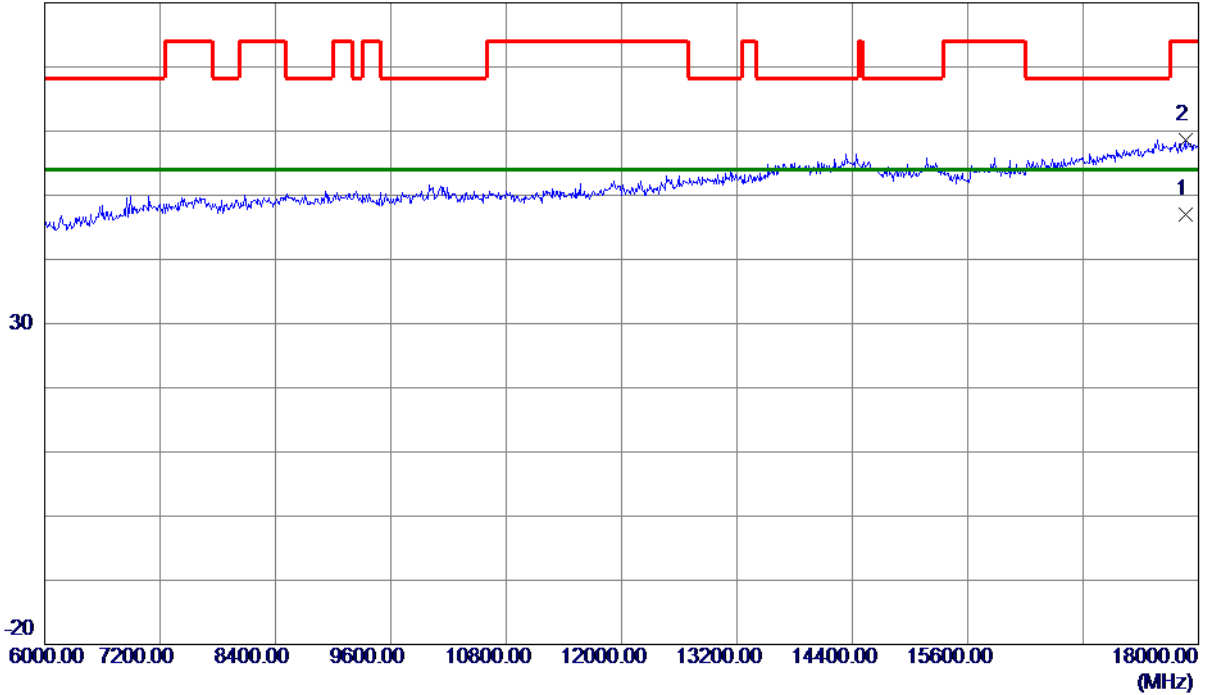
REMARKS:

- (1) Measurement Value = Reading Level + Correct Factor.
- (2) Margin Level = Measurement Value - Limit Value.

Orthogonal Axis	X
Test Mode	UNII-3_TX AC (VHT80) Mode 5775 MHz

Vertical

80 dBuV/m



No.	Freq. MHz	Reading Level dBuV/m	Correct Factor dB	Measure ment dBuV/m	Limit dBuV/m	Margin dB	Detector	Comment
1 *	17860.3770	26.41	20.64	47.05	54.00	-6.95	AVG	
2	17862.0000	38.04	20.64	58.68	74.00	-15.32	Peak	

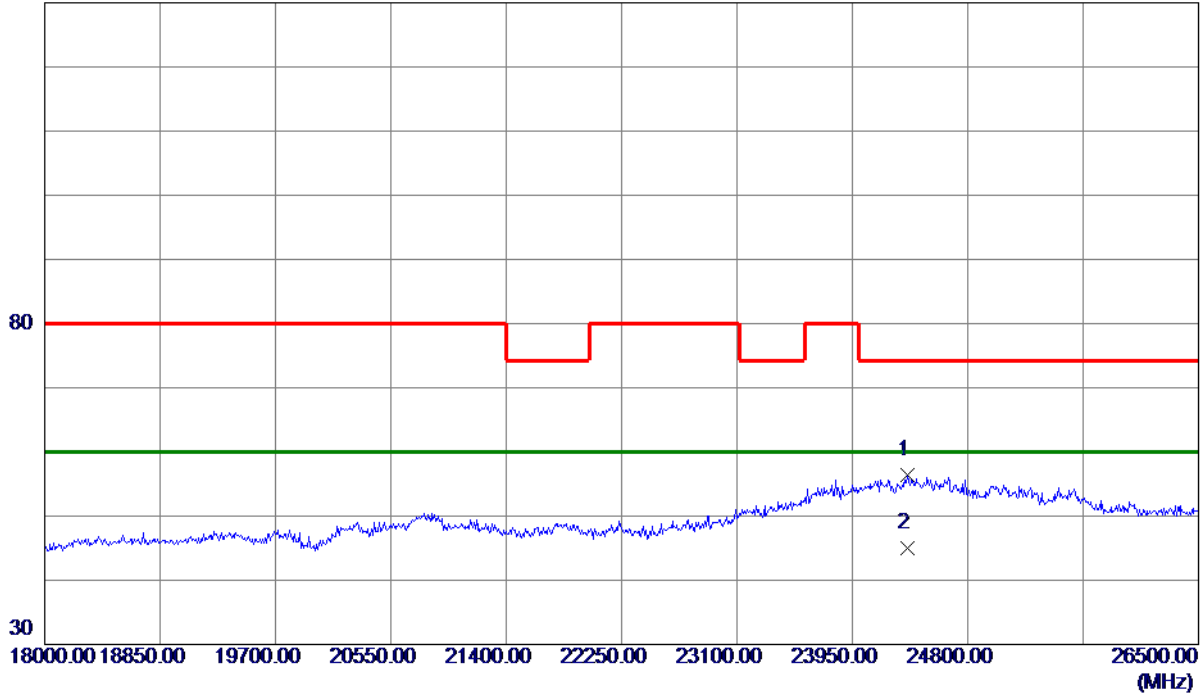
REMARKS:

- (1) Measurement Value = Reading Level + Correct Factor.
- (2) Margin Level = Measurement Value - Limit Value.

Orthogonal Axis	X
Test Mode	UNII-3_TX AC (VHT80) Mode 5775 MHz

Vertical

130 dBuV/m



No.	Freq. MHz	Reading Level dBuV/m	Correct Factor dB	Measure ment dBuV/m	Limit dBuV/m	Margin dB	Detector	Comment
1	24358.0000	26.81	29.62	56.43	74.30	-17.87	Peak	
2 *	24358.0000	15.34	29.62	44.96	60.00	-15.04	AVG	

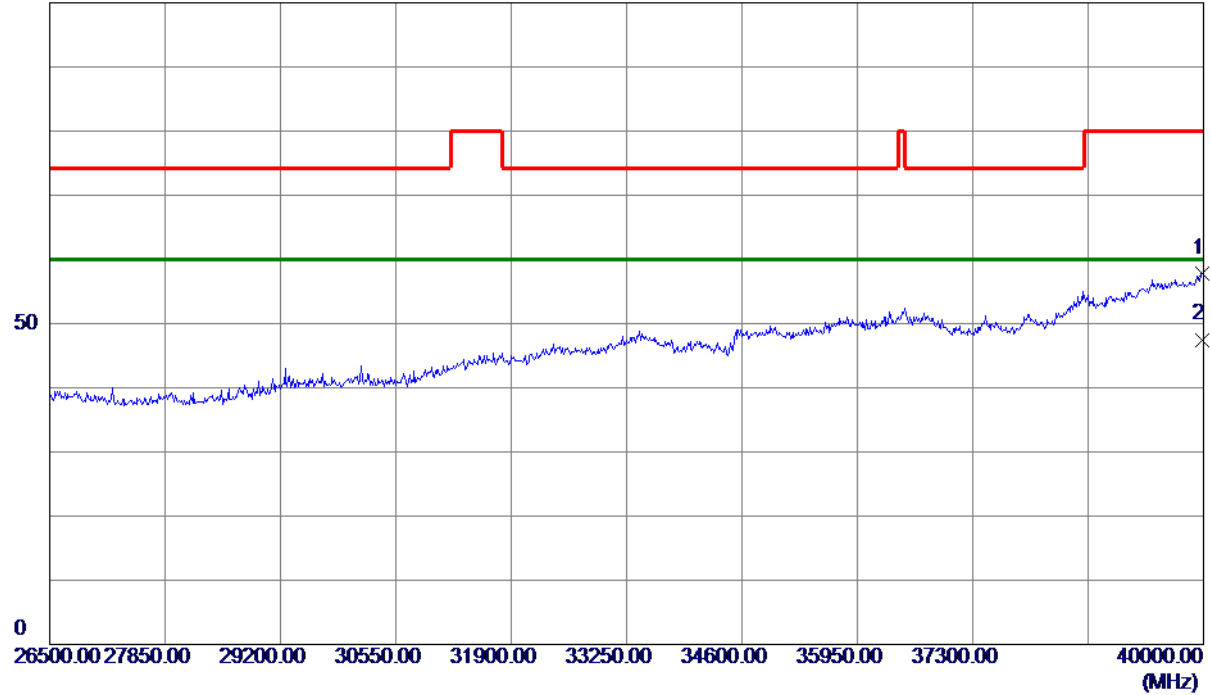
REMARKS:

- (1) Measurement Value = Reading Level + Correct Factor.
- (2) Margin Level = Measurement Value - Limit Value.

Orthogonal Axis	X
Test Mode	UNII-3_TX AC (VHT80) Mode 5775 MHz

Vertical

100 dBuV/m



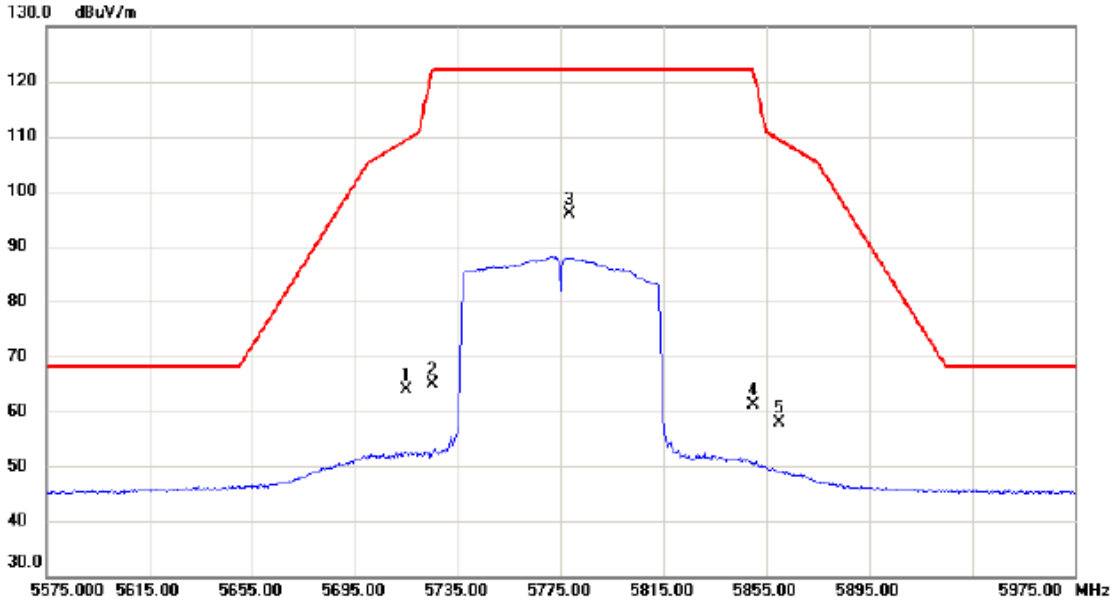
No.	Freq. MHz	Reading Level dBuV/m	Correct Factor dB	Measure ment dBuV/m	Limit dBuV/m	Margin dB	Detector	Comment
1	39986.5000	36.39	21.35	57.74	80.00	-22.26	Peak	
2 *	39986.5000	26.15	21.35	47.50	60.00	-12.50	AVG	

REMARKS:

- (1) Measurement Value = Reading Level + Correct Factor.
- (2) Margin Level = Measurement Value - Limit Value.

Orthogonal Axis	X
Test Mode	UNII-3_TX AC (VHT80) Mode 5775 MHz

Horizontal



No.	Mk.	Freq. MHz	Reading Level dBuV	Correct Factor dB	Measure- ment dBuV/m	Limit dBuV/m	Margin dB	Detector	Comment
1		5715.000	47.46	16.49	63.95	109.40	-45.45	peak	
2		5725.000	48.26	16.51	64.77	122.20	-57.43	peak	
3	*	5778.600	79.22	16.61	95.83	122.20	-26.37	peak	No Limit
4		5850.000	44.44	16.76	61.20	122.20	-61.00	peak	
5		5860.000	41.11	16.79	57.90	109.40	-51.50	peak	

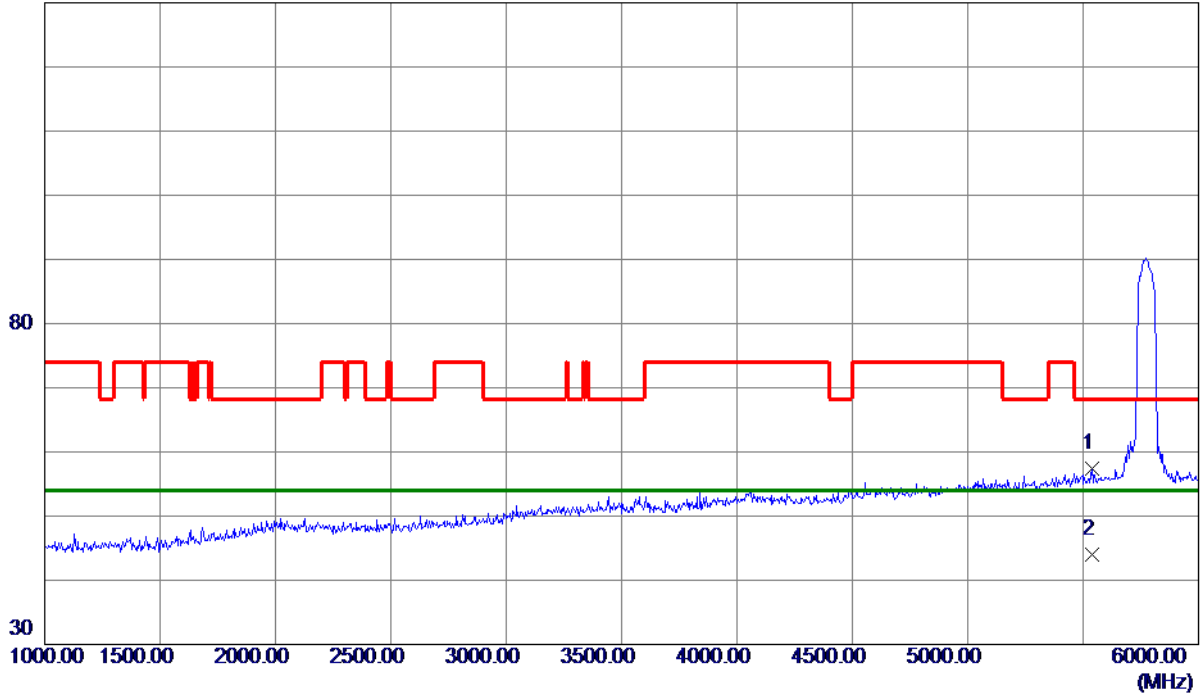
REMARKS:

- (1) Measurement Value = Reading Level + Correct Factor.
- (2) Margin Level = Measurement Value - Limit Value.

Orthogonal Axis	X
Test Mode	UNII-3_TX AC (VHT80) Mode 5775 MHz

Horizontal

130 dBuV/m



No.	Freq. MHz	Reading Level dBuV/m	Correct Factor dB	Measure ment dBuV/m	Limit dBuV/m	Margin dB	Detector	Comment
1	5537.5000	41.17	16.14	57.31	68.30	-10.99	Peak	
2 *	5537.5000	27.81	16.14	43.95	54.00	-10.05	AVG	

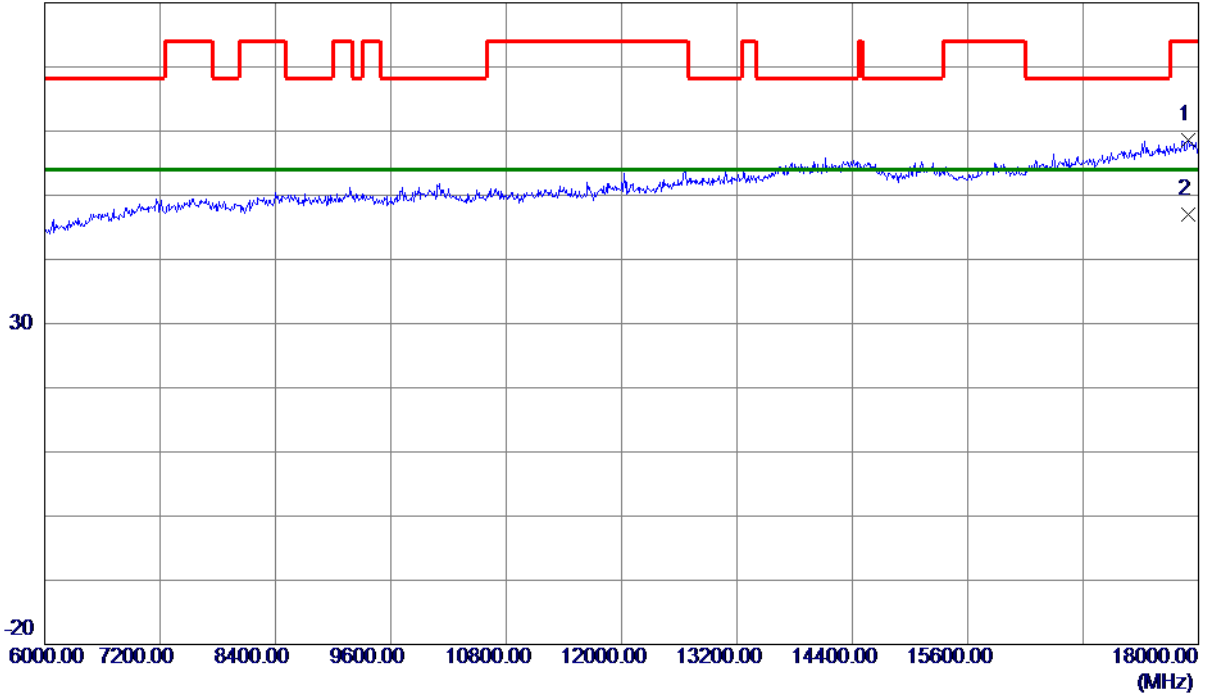
REMARKS:

- (1) Measurement Value = Reading Level + Correct Factor.
- (2) Margin Level = Measurement Value - Limit Value.

Orthogonal Axis	X
Test Mode	UNII-3_TX AC (VHT80) Mode 5775 MHz

Horizontal

80 dBuV/m



No.	Freq. MHz	Reading Level dBuV/m	Correct Factor dB	Measure ment dBuV/m	Limit dBuV/m	Margin dB	Detector	Comment
1	17898.0000	38.00	20.64	58.64	74.00	-15.36	Peak	
2 *	17899.5970	26.27	20.64	46.91	54.00	-7.09	AVG	

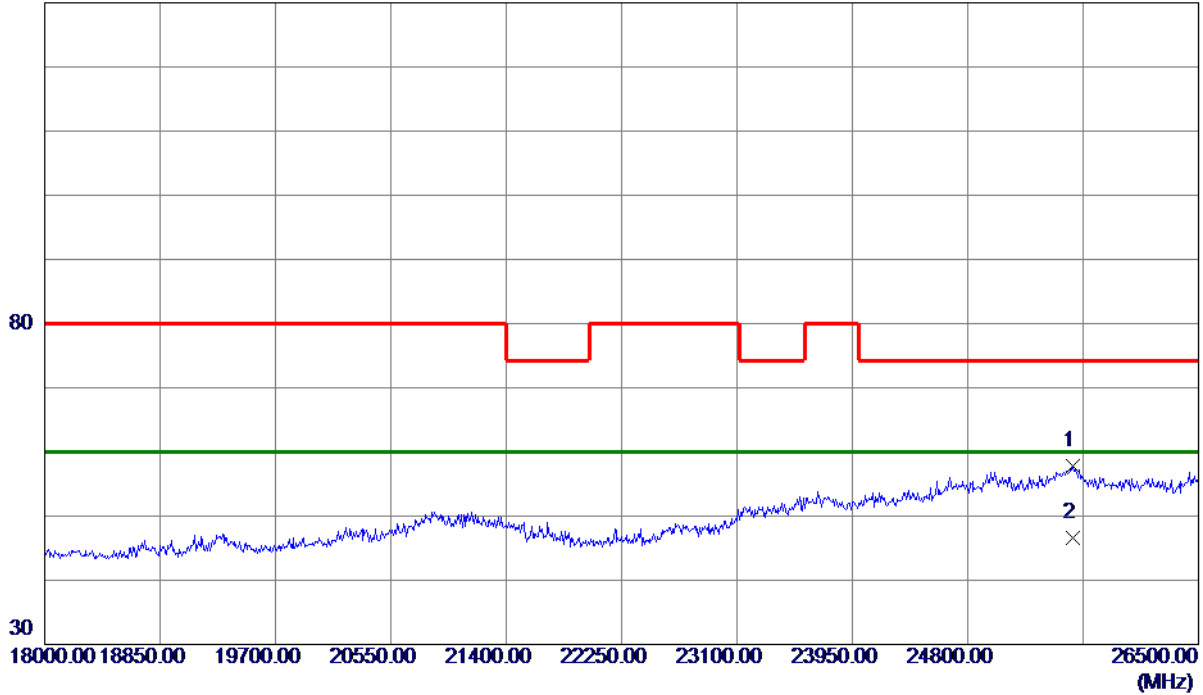
REMARKS:

- (1) Measurement Value = Reading Level + Correct Factor.
- (2) Margin Level = Measurement Value - Limit Value.

Orthogonal Axis	X
Test Mode	UNII-3_TX AC (VHT80) Mode 5775 MHz

Horizontal

130 dBuV/m



No.	Freq. MHz	Reading Level dBuV/m	Correct Factor dB	Measure ment dBuV/m	Limit dBuV/m	Margin dB	Detector	Comment
1	25573.5000	27.73	30.12	57.85	74.30	-16.45	Peak	
2 *	25573.5000	16.47	30.12	46.59	60.00	-13.41	AVG	

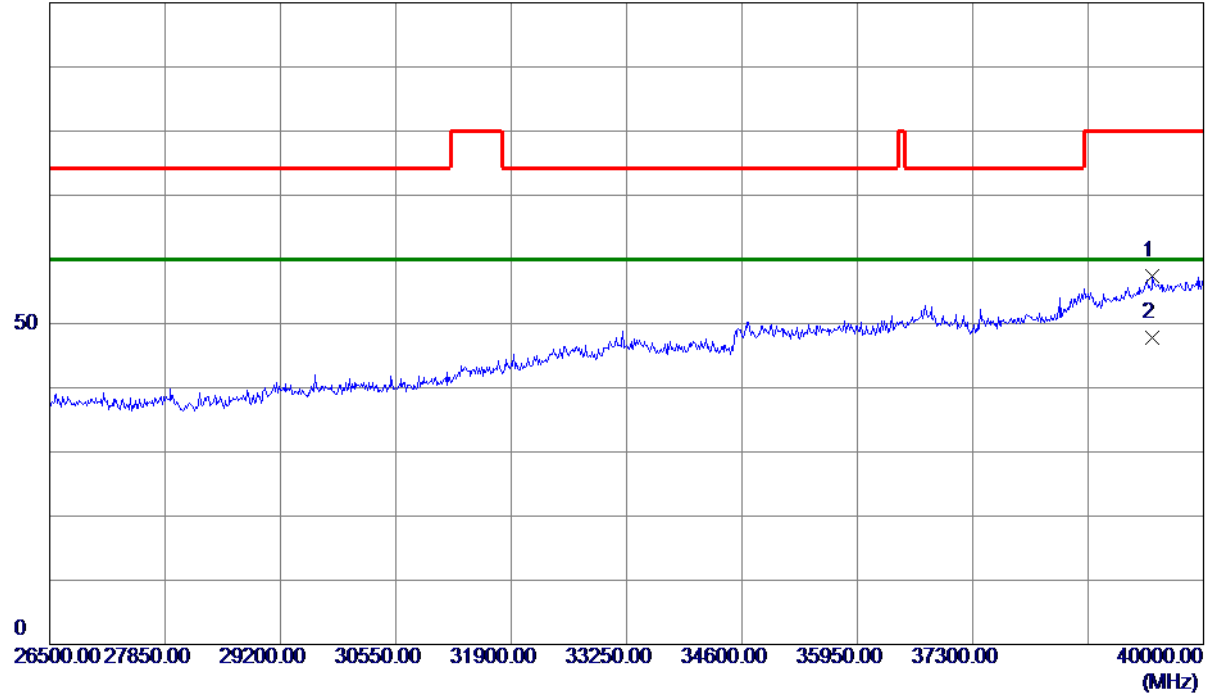
REMARKS:

- (1) Measurement Value = Reading Level + Correct Factor.
- (2) Margin Level = Measurement Value - Limit Value.

Orthogonal Axis	X
Test Mode	UNII-3_TX AC (VHT80) Mode 5775 MHz

Horizontal

100 dBuV/m



No.	Freq. MHz	Reading Level dBuV/m	Correct Factor dB	Measure ment dBuV/m	Limit dBuV/m	Margin dB	Detector	Comment
1	39406.0000	37.15	20.29	57.44	80.00	-22.56	Peak	
2 *	39406.0000	27.49	20.29	47.78	60.00	-12.22	AVG	

REMARKS:

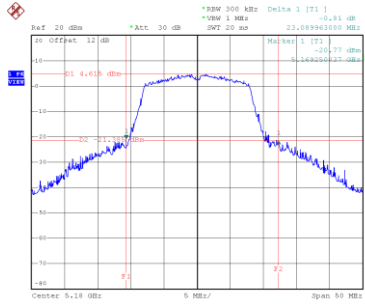
- (1) Measurement Value = Reading Level + Correct Factor.
- (2) Margin Level = Measurement Value - Limit Value.

APPENDIX E - BANDWIDTH

Test Mode	UNII-1_TX A Mode
-----------	------------------

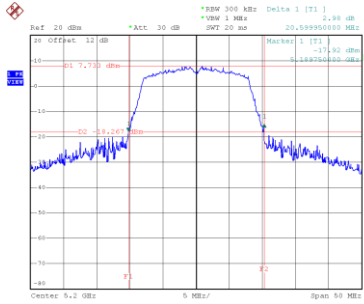
Channel	Frequency (MHz)	26 dB Bandwidth (MHz)	99 % Emission Bandwidth (MHz)
36	5180	23.09	16.90
40	5200	20.60	16.80
48	5240	35.30	17.90

CH36



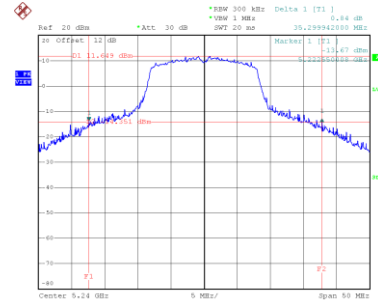
Date: 19.DEC.2020 10:11:57

CH40 26 dB Bandwidth



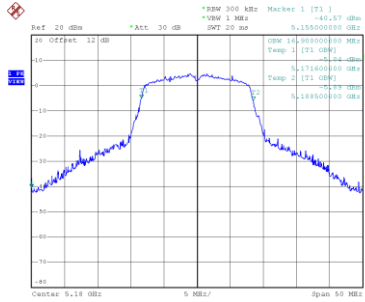
Date: 19.DEC.2020 10:11:32

CH48

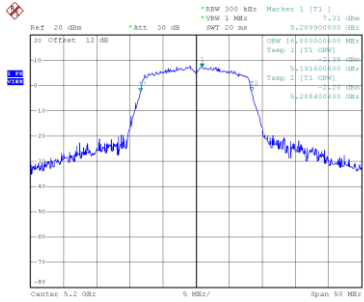


Date: 19.DEC.2020 10:17:42

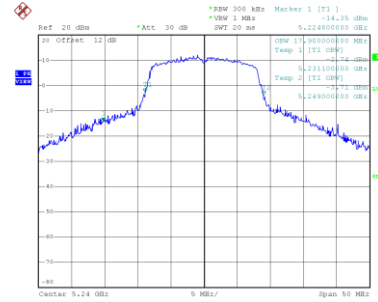
99 % Emission Bandwidth



Date: 19.DEC.2020 10:11:02



Date: 19.DEC.2020 10:11:47

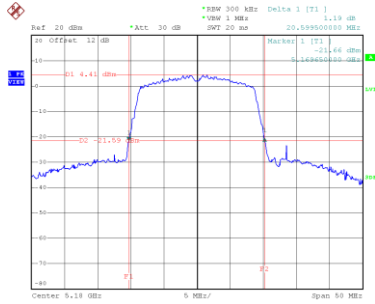


Date: 19.DEC.2020 10:17:15

Test Mode	UNII-1_TX N (HT20) Mode
-----------	-------------------------

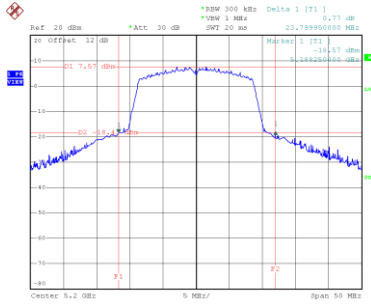
Channel	Frequency (MHz)	26 dB Bandwidth (MHz)	99 % Emission Bandwidth (MHz)
36	5180	20.60	17.90
40	5200	23.80	18.00
48	5240	37.99	19.90

CH36



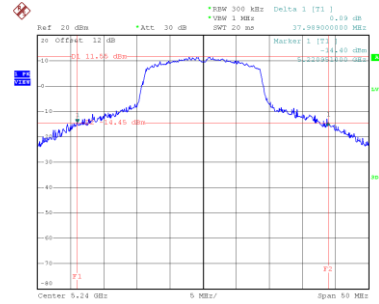
Date: 19.DEC.2020 10:13:15

CH40 26 dB Bandwidth



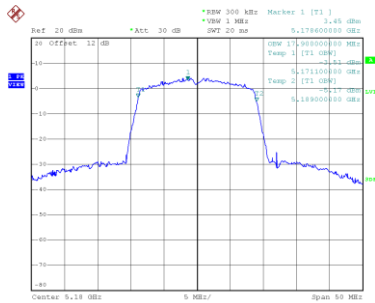
Date: 19.DEC.2020 10:17:37

CH48

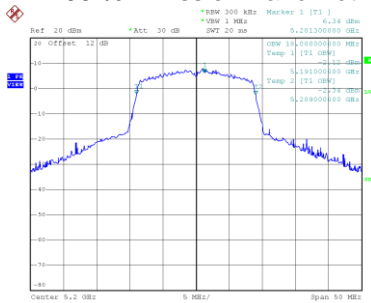


Date: 19.DEC.2020 10:19:12

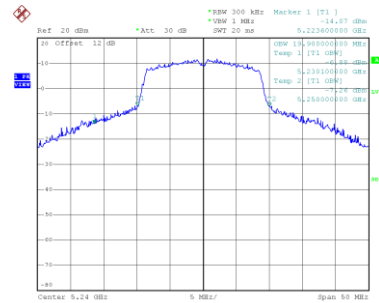
99 % Emission Bandwidth



Date: 19.DEC.2020 10:13:26



Date: 19.DEC.2020 10:13:51

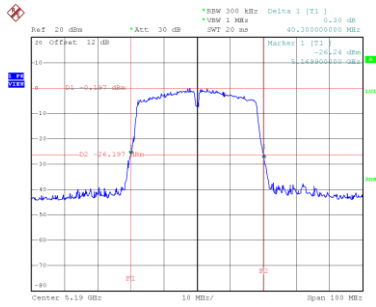


Date: 19.DEC.2020 10:19:34

Test Mode	UNII-1_TX N (HT40) Mode
-----------	-------------------------

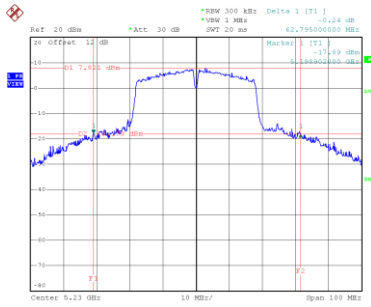
Channel	Frequency (MHz)	26 dB Bandwidth (MHz)	99 % Emission Bandwidth (MHz)
38	5190	40.30	36.40
46	5230	62.80	38.40

CH38



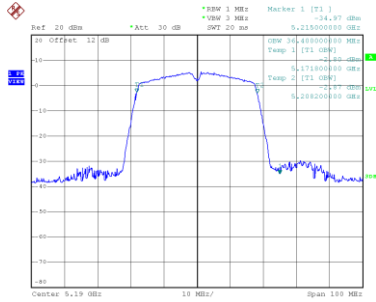
Date: 19.DEC.2020 10:58:58

CH46
26 dB Bandwidth

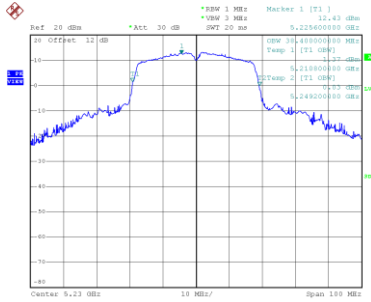


Date: 19.DEC.2020 11:00:28

99 % Emission Bandwidth



Date: 19.DEC.2020 10:58:14

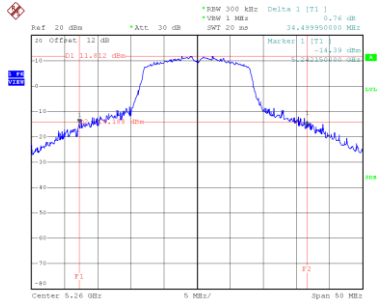


Date: 19.DEC.2020 10:59:42

Test Mode	UNII-2A_TX A Mode
-----------	-------------------

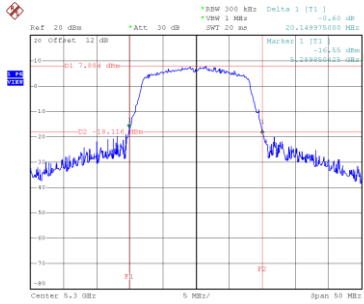
Channel	Frequency (MHz)	26 dB Bandwidth (MHz)	99 % Emission Bandwidth (MHz)
52	5260	34.50	17.90
60	5300	20.15	16.80
64	5320	20.40	16.80

CH52



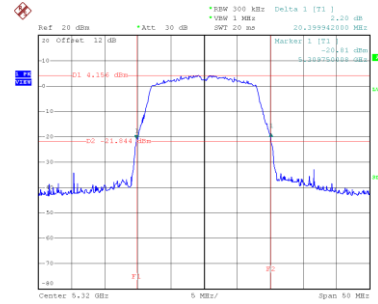
Date: 19.DEC.2020 10:18:47

CH60 26 dB Bandwidth



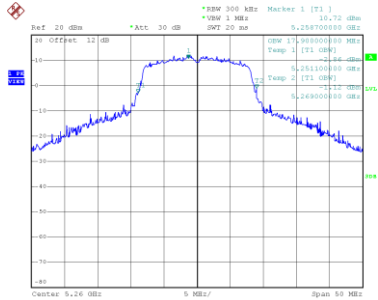
Date: 19.DEC.2020 10:20:24

CH64

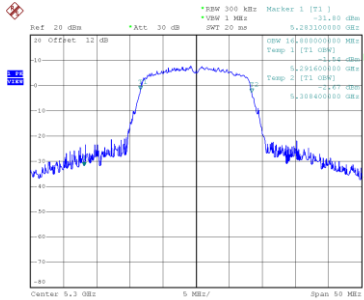


Date: 19.DEC.2020 10:21:46

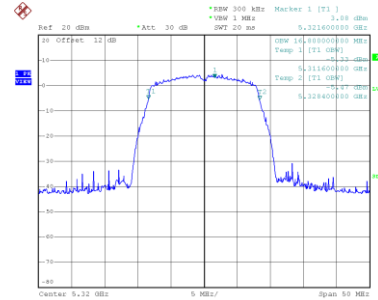
99 % Emission Bandwidth



Date: 19.DEC.2020 10:18:17



Date: 19.DEC.2020 10:19:07

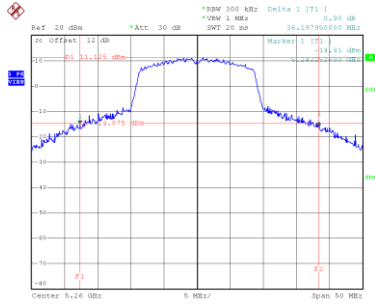


Date: 19.DEC.2020 10:21:02

Test Mode	UNII-2A_TX N (HT20) Mode
-----------	--------------------------

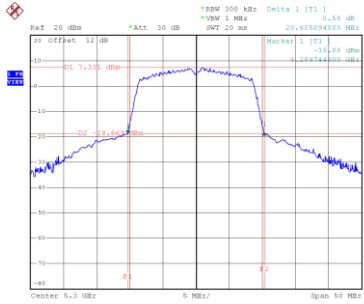
Channel	Frequency (MHz)	26 dB Bandwidth (MHz)	99 % Emission Bandwidth (MHz)
52	5260	36.20	18.80
60	5300	20.61	18.00
64	5320	20.75	17.80

CH52



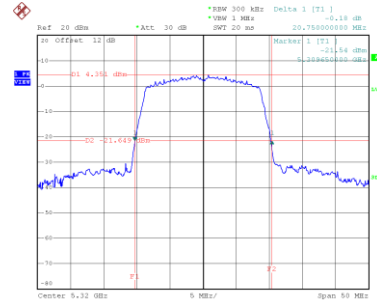
Date: 19.DEC.2020 10:40:13

CH60 26 dB Bandwidth



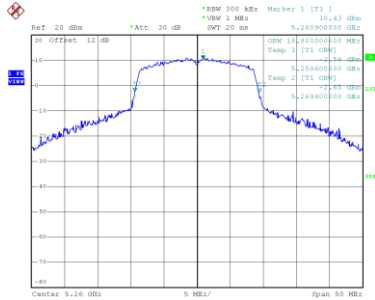
Date: 19.DEC.2020 10:42:09

CH64

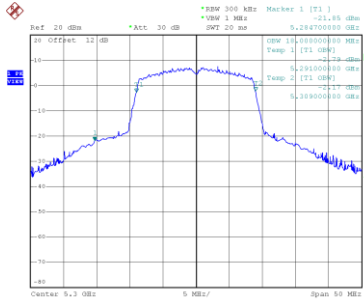


Date: 19.DEC.2020 10:45:16

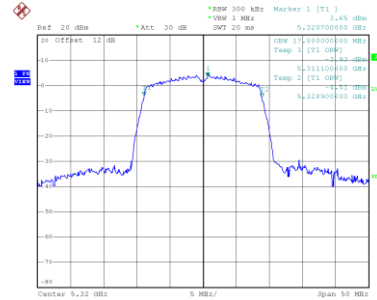
99 % Emission Bandwidth



Date: 19.DEC.2020 10:40:01



Date: 19.DEC.2020 10:41:13

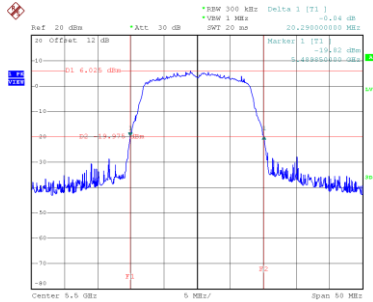


Date: 19.DEC.2020 10:44:27

Test Mode	UNII-2C_TX A Mode
-----------	-------------------

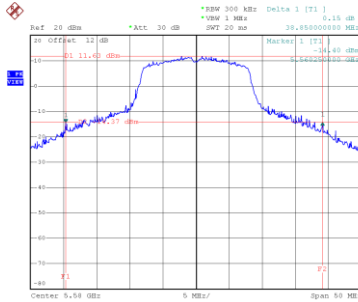
Channel	Frequency (MHz)	26 dB Bandwidth (MHz)	99 % Emission Bandwidth (MHz)
100	5500	20.29	16.80
116	5580	38.85	18.20
140	5700	20.25	16.80

CH100



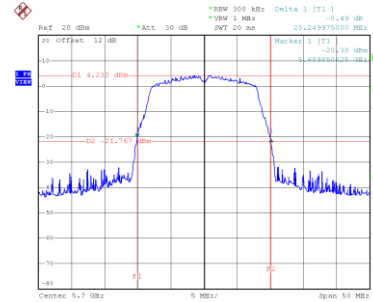
Date: 19.DEC.2020 10:12:12

CH116
26 dB Bandwidth



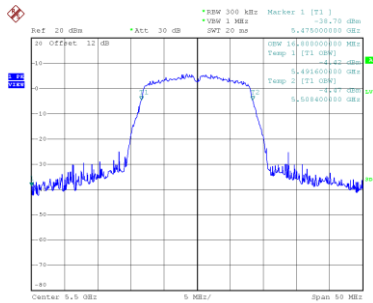
Date: 19.DEC.2020 10:12:12

CH140

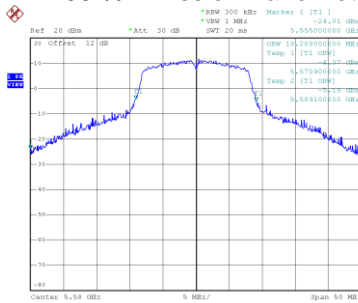


Date: 19.DEC.2020 10:25:14

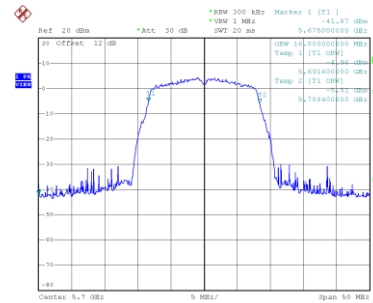
99 % Emission Bandwidth



Date: 19.DEC.2020 10:12:13



Date: 19.DEC.2020 10:12:15

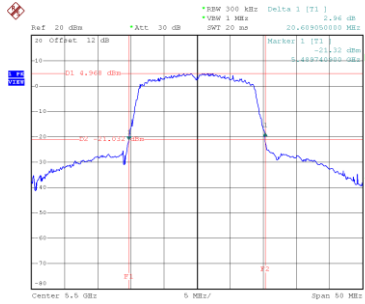


Date: 19.DEC.2020 10:24:56

Test Mode	UNII-2C_TX N (HT20) Mode
-----------	--------------------------

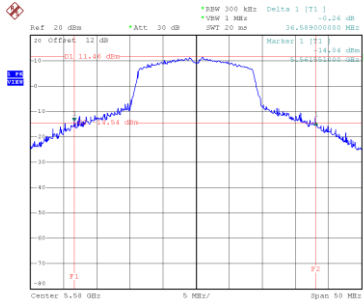
Channel	Frequency (MHz)	26 dB Bandwidth (MHz)	99 % Emission Bandwidth (MHz)
100	5500	20.61	17.80
116	5580	36.59	19.00
140	5700	20.80	17.80

CH100



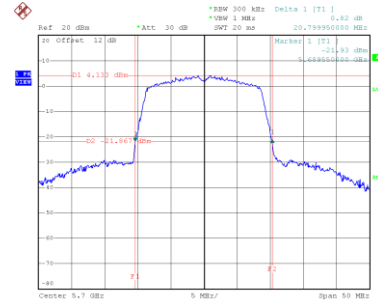
Date: 19.DEC.2020 10:46:14

CH116
26 dB Bandwidth



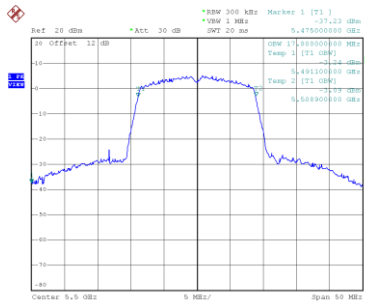
Date: 19.DEC.2020 10:48:17

CH140

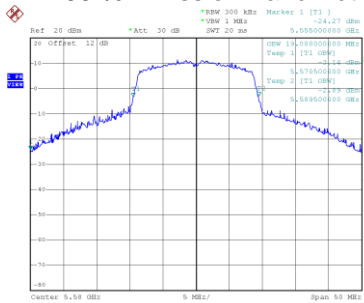


Date: 19.DEC.2020 10:49:53

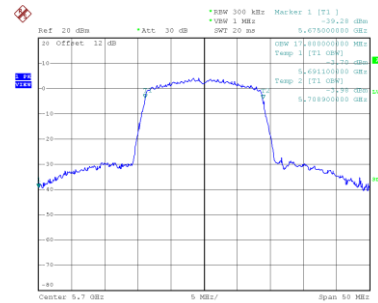
99 % Emission Bandwidth



Date: 19.DEC.2020 10:45:55



Date: 19.DEC.2020 10:47:47

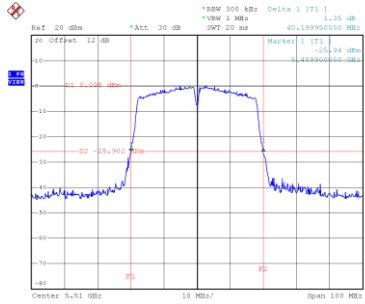


Date: 19.DEC.2020 10:49:04

Test Mode	UNII-2C_TX N (HT40) Mode
-----------	--------------------------

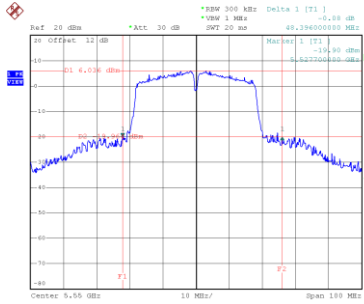
Channel	Frequency (MHz)	26 dB Bandwidth (MHz)	99 % Emission Bandwidth (MHz)
102	5510	40.20	36.40
110	5550	48.40	37.20
134	5670	64.39	38.60

CH102



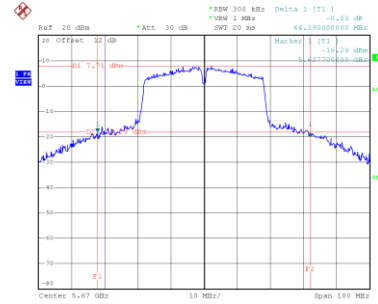
Date: 19.DEC.2020 11:05:01

CH110
26 dB Bandwidth



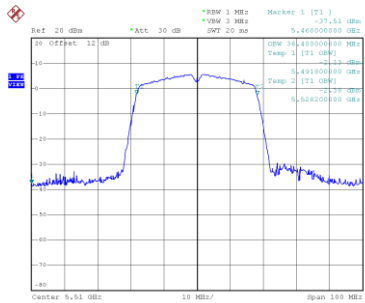
Date: 19.DEC.2020 11:07:59

CH134

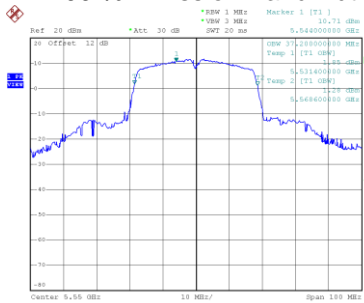


Date: 19.DEC.2020 11:09:22

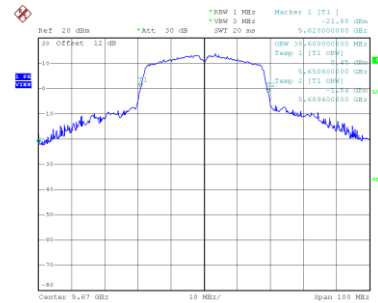
99 % Emission Bandwidth



Date: 19.DEC.2020 11:04:17



Date: 19.DEC.2020 11:06:21

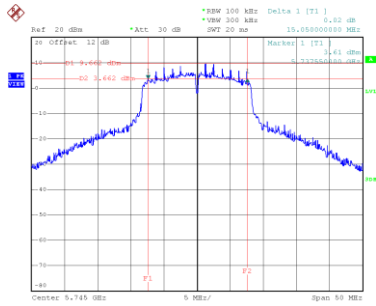


Date: 19.DEC.2020 11:08:41

Test Mode	UNII-3_TX A Mode
-----------	------------------

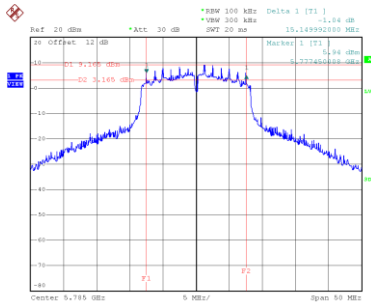
Channel	Frequency (MHz)	6 dB Bandwidth (MHz)	99 % Emission Bandwidth (MHz)	6 dB Bandwidth Min. Limit (kHz)	Result
149	5745	15.05	18.30	500	Complies
157	5785	15.15	18.40	500	Complies
165	5825	15.15	18.50	500	Complies

CH149



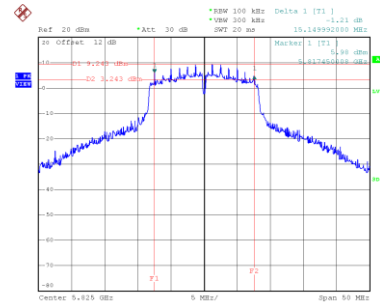
Date: 19.DEC.2020 10:127114

CH157 26 dB Bandwidth



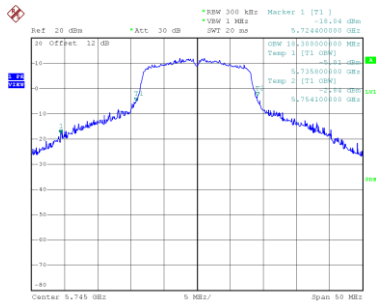
Date: 19.DEC.2020 10:128142

CH165

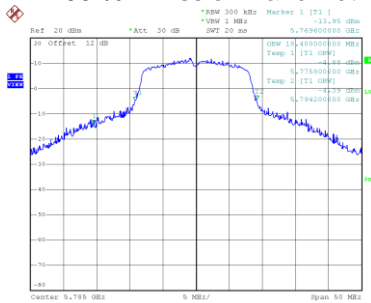


Date: 19.DEC.2020 10:130112

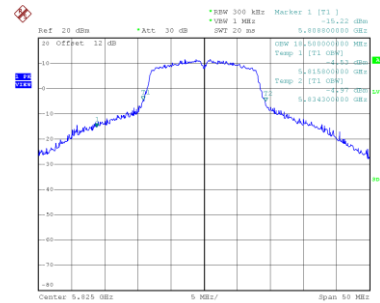
99 % Emission Bandwidth



Date: 19.DEC.2020 10:126124



Date: 19.DEC.2020 10:127152

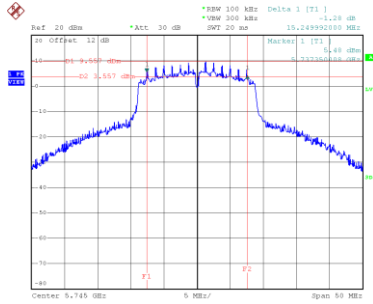


Date: 19.DEC.2020 10:129121

Test Mode	UNII-3_TX N (HT20) Mode
-----------	-------------------------

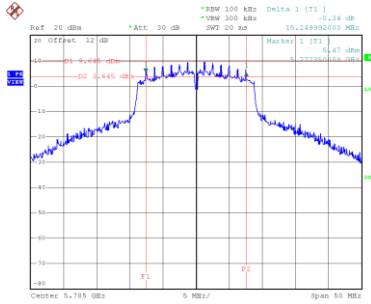
Channel	Frequency (MHz)	6 dB Bandwidth (MHz)	99 % Emission Bandwidth (MHz)	6 dB Bandwidth Min. Limit (kHz)	Result
149	5745	15.25	19.40	500	Complies
157	5785	15.25	20.90	500	Complies
165	5825	15.15	21.90	500	Complies

CH149



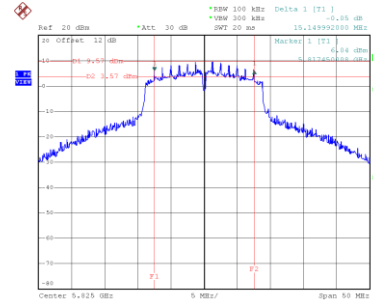
Date: 19.DEC.2020 10:51:19

CH157 26 dB Bandwidth



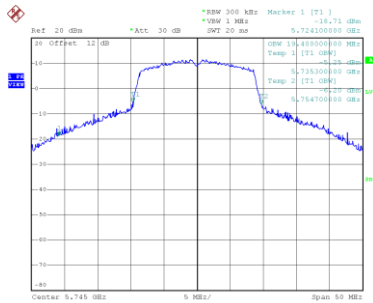
Date: 19.DEC.2020 10:53:04

CH165

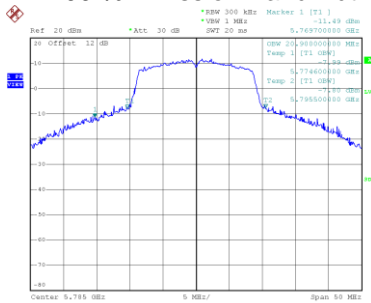


Date: 19.DEC.2020 10:55:15

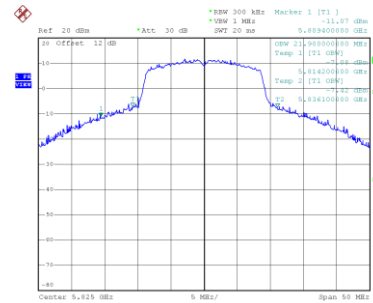
99 % Emission Bandwidth



Date: 19.DEC.2020 10:51:44



Date: 19.DEC.2020 10:52:19

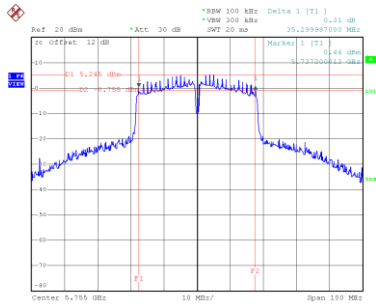


Date: 19.DEC.2020 10:54:19

Test Mode	UNII-3_TX N (HT40) Mode
-----------	-------------------------

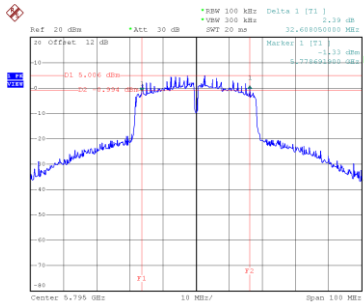
Channel	Frequency (MHz)	6 dB Bandwidth (MHz)	99 % Emission Bandwidth (MHz)	6 dB Bandwidth Min. Limit (kHz)	Result
151	5755	35.30	38.20	500	Complies
159	5795	32.61	38.80	500	Complies

CH151



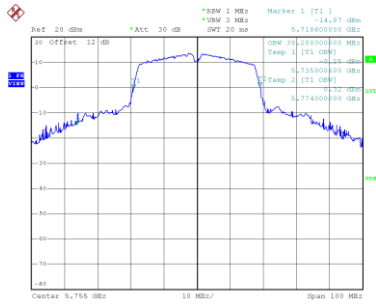
Date: 19.DEC.2020 11:11:05

CH159 26 dB Bandwidth

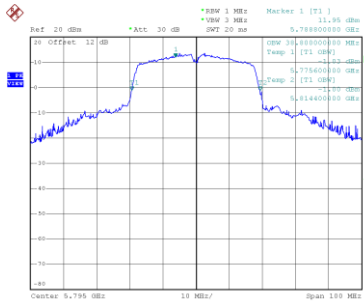


Date: 19.DEC.2020 11:12:36

99 % Emission Bandwidth



Date: 19.DEC.2020 11:11:17

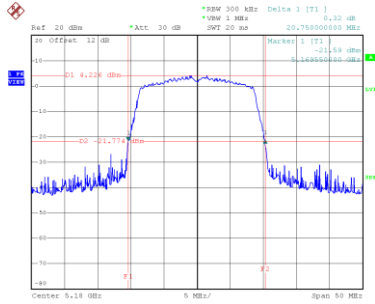


Date: 19.DEC.2020 11:11:47

Test Mode	UNII-1_TX AC (VHT20) Mode
-----------	---------------------------

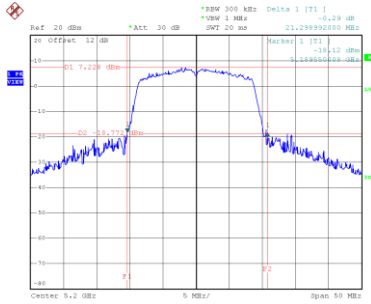
Channel	Frequency (MHz)	26 dB Bandwidth (MHz)	99 % Emission Bandwidth (MHz)
36	5180	20.75	17.80
40	5200	21.30	17.80
48	5240	36.75	18.60

CH36



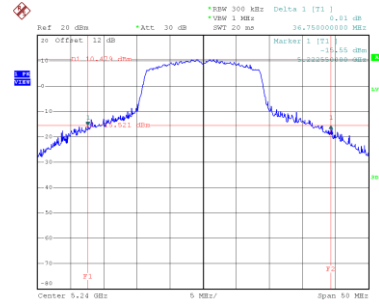
Date: 19.DEC.2020 11:18:59

CH40 26 dB Bandwidth



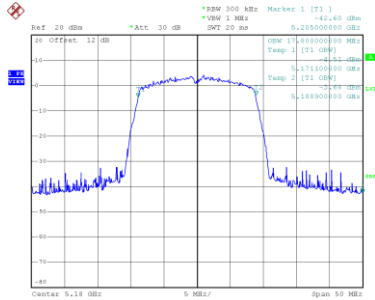
Date: 19.DEC.2020 11:20:46

CH48

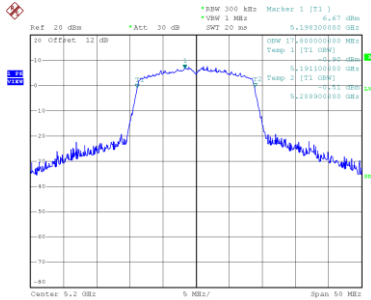


Date: 19.DEC.2020 11:22:08

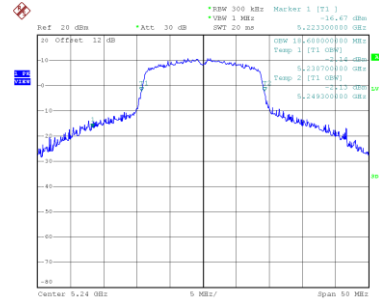
99 % Emission Bandwidth



Date: 19.DEC.2020 11:18:15



Date: 19.DEC.2020 11:19:42

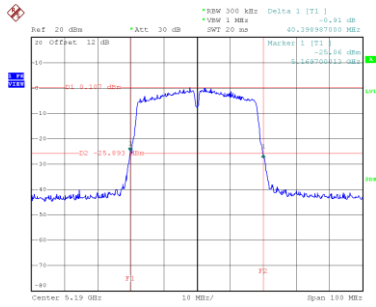


Date: 19.DEC.2020 11:22:39

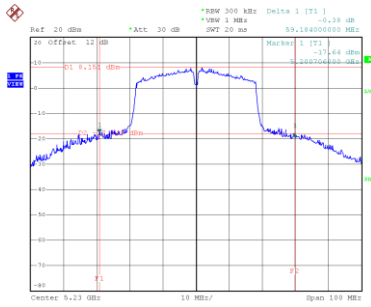
Test Mode	UNII-1_TX AC (VHT40) Mode
-----------	---------------------------

Channel	Frequency (MHz)	26 dB Bandwidth (MHz)	99 % Emission Bandwidth (MHz)
38	5190	40.40	36.60
46	5230	59.18	38.00

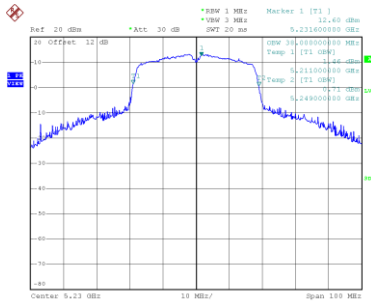
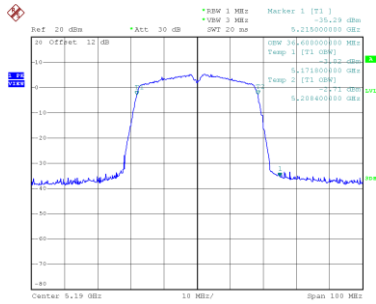
CH38



CH46
26 dB Bandwidth



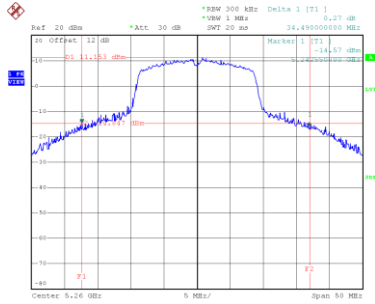
99 % Emission Bandwidth



Test Mode	UNII-2A_TX AC (VHT20) Mode
-----------	----------------------------

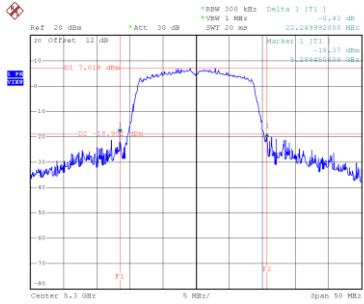
Channel	Frequency (MHz)	26 dB Bandwidth (MHz)	99 % Emission Bandwidth (MHz)
52	5260	34.49	18.60
60	5300	22.25	17.80
64	5320	20.60	17.80

CH52



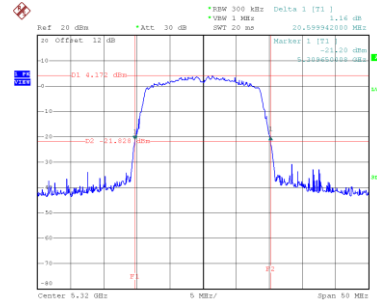
Date: 19.DEC.2020 11:23:45

CH60 26 dB Bandwidth



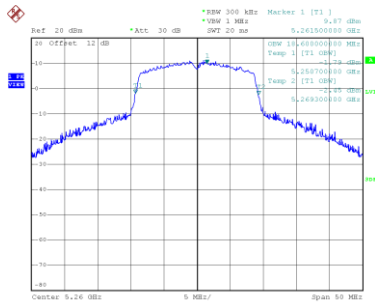
Date: 19.DEC.2020 11:25:13

CH64

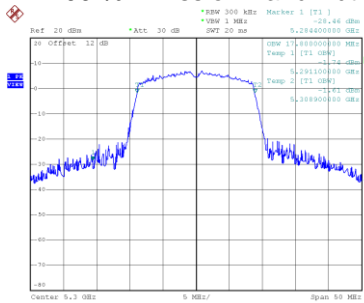


Date: 19.DEC.2020 11:27:20

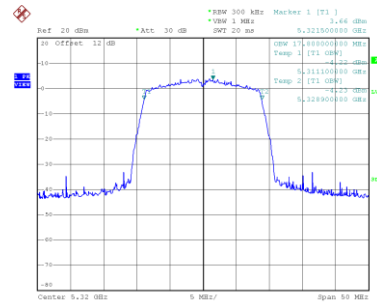
99 % Emission Bandwidth



Date: 19.DEC.2020 11:23:14



Date: 19.DEC.2020 11:24:30

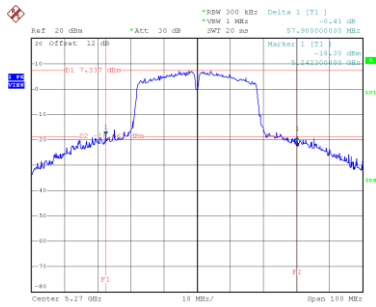


Date: 19.DEC.2020 11:26:35

Test Mode	UNII-2A_TX AC (VHT40) Mode
-----------	----------------------------

Channel	Frequency (MHz)	26 dB Bandwidth (MHz)	99 % Emission Bandwidth (MHz)
54	5270	57.90	37.40
62	5310	40.20	36.60

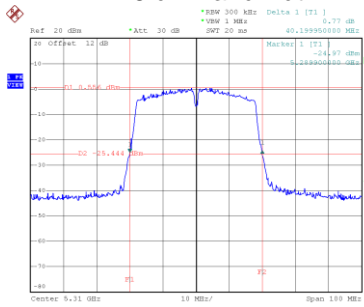
CH54



Date: 19.DEC.2020 13:16:57

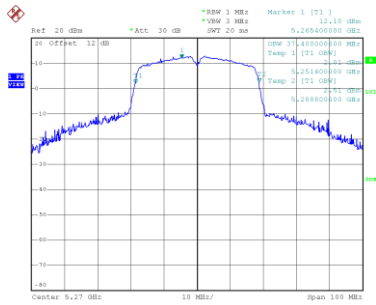
CH62

26 dB Bandwidth

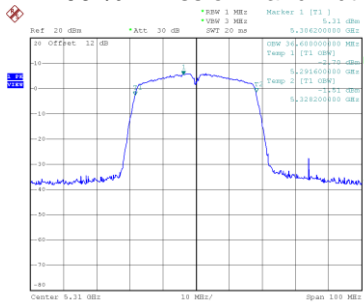


Date: 19.DEC.2020 13:19:21

99 % Emission Bandwidth



Date: 19.DEC.2020 13:16:06

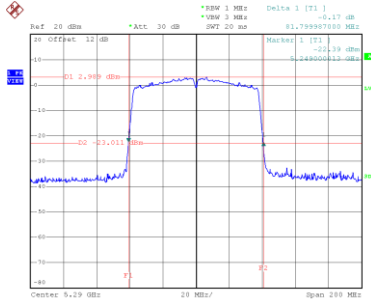


Date: 19.DEC.2020 13:17:37

Test Mode	UNII-2A_TX AC (VHT80)
-----------	-----------------------

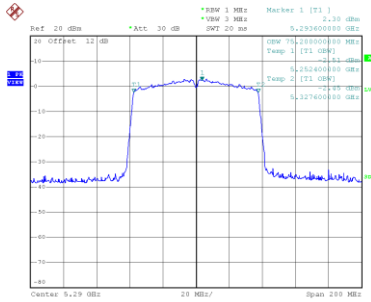
Channel	Frequency (MHz)	26 dB Bandwidth (MHz)	99 % Emission Bandwidth (MHz)
58	5290	81.80	75.20

CH58 26 dB Bandwidth



Date: 19.DEC.2020 13:30:39

99 % Emission Bandwidth

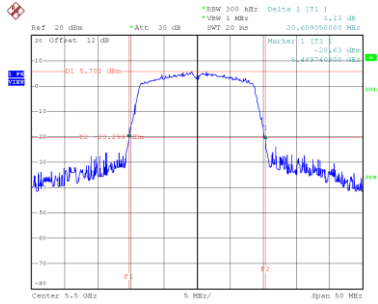


Date: 19.DEC.2020 13:29:44

Test Mode	UNII-2C_TX AC (VHT20) Mode
-----------	----------------------------

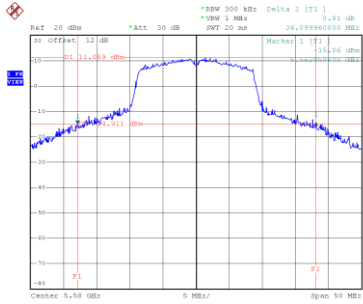
Channel	Frequency (MHz)	26 dB Bandwidth (MHz)	99 % Emission Bandwidth (MHz)
100	5500	20.61	17.80
116	5580	36.10	18.80
140	5700	20.65	17.80

CH100



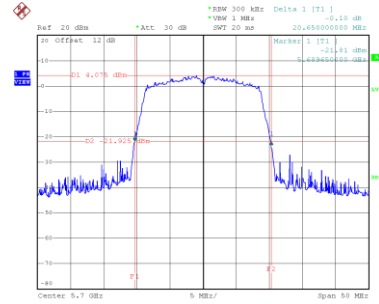
Date: 19.DEC.2020 11:29:13Z

CH116 26 dB Bandwidth



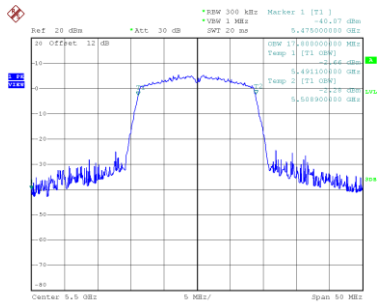
Date: 19.DEC.2020 12:14:14Z

CH140

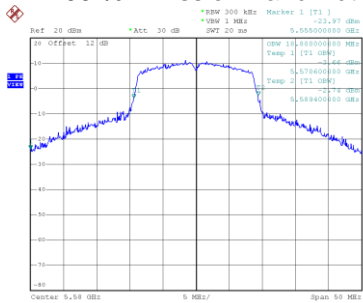


Date: 19.DEC.2020 12:14:11Z

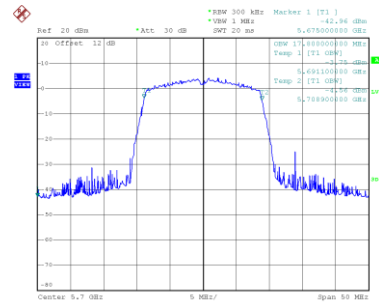
99 % Emission Bandwidth



Date: 19.DEC.2020 11:28:47Z



Date: 19.DEC.2020 12:14:11Z

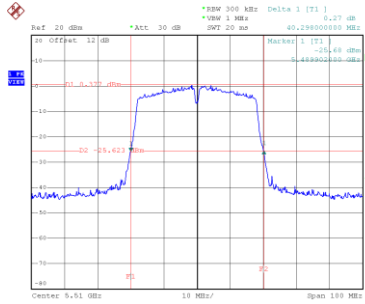


Date: 19.DEC.2020 12:14:25Z

Test Mode	UNII-2C_TX AC (VHT40) Mode
-----------	----------------------------

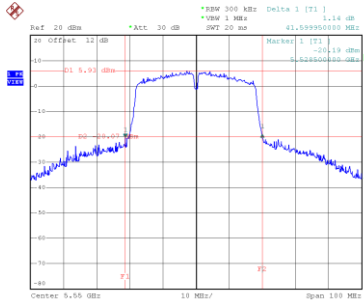
Channel	Frequency (MHz)	26 dB Bandwidth (MHz)	99 % Emission Bandwidth (MHz)
102	5510	40.30	36.40
110	5550	41.60	36.80
134	5670	67.19	38.20

CH102



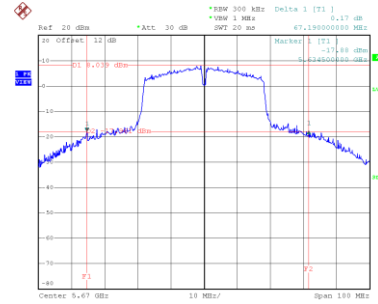
Date: 19.DEC.2020 13:20:03

CH110 26 dB Bandwidth



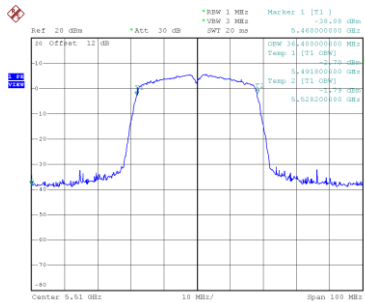
Date: 19.DEC.2020 13:21:24

CH134

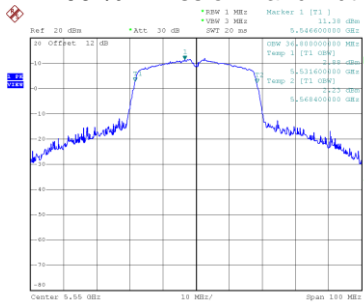


Date: 19.DEC.2020 13:22:54

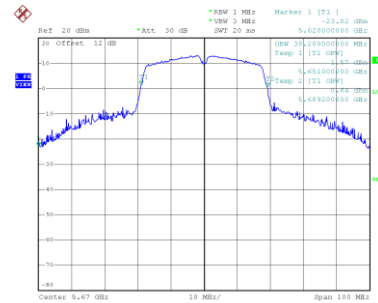
99 % Emission Bandwidth



Date: 19.DEC.2020 13:19:19



Date: 19.DEC.2020 13:20:41

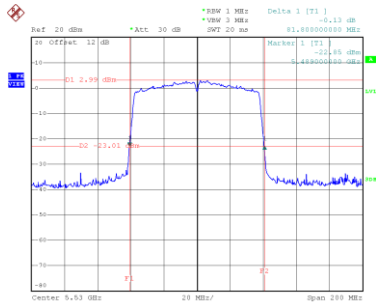


Date: 19.DEC.2020 13:22:09

Test Mode	UNII-2C_TX AC (VHT80)
-----------	-----------------------

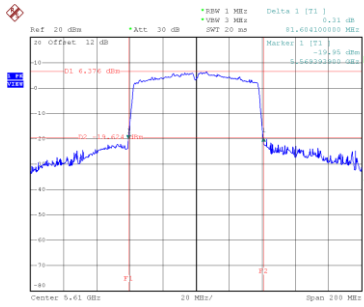
Channel	Frequency (MHz)	26 dB Bandwidth (MHz)	99 % Emission Bandwidth (MHz)
106	5530	81.80	75.20
122	5610	81.60	75.60

CH106



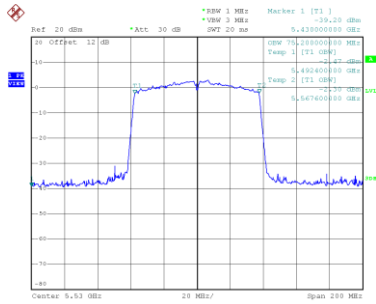
Date: 19.DEC.2020 13:57:20

CH122 26 dB Bandwidth

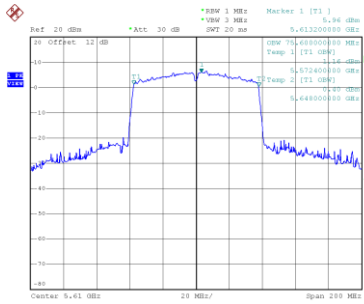


Date: 19.DEC.2020 13:59:07

99 % Emission Bandwidth



Date: 19.DEC.2020 13:56:23

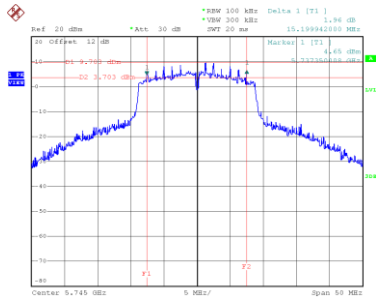


Date: 19.DEC.2020 13:58:07

Test Mode	UNII-3_TX AC (VHT20) Mode
-----------	---------------------------

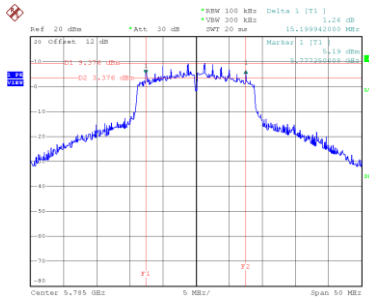
Channel	Frequency (MHz)	6 dB Bandwidth (MHz)	99 % Emission Bandwidth (MHz)	6 dB Bandwidth Min. Limit (kHz)	Result
149	5745	15.20	19.60	500	Complies
157	5785	15.20	19.90	500	Complies
165	5825	15.10	21.00	500	Complies

CH149



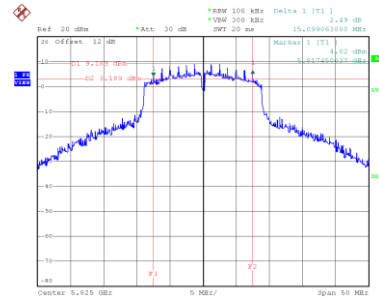
Date: 19.DEC.2020 12:45:02

CH157
26 dB Bandwidth



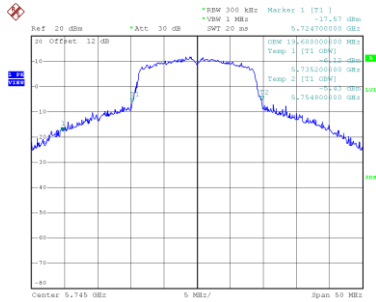
Date: 19.DEC.2020 12:46:30

CH165

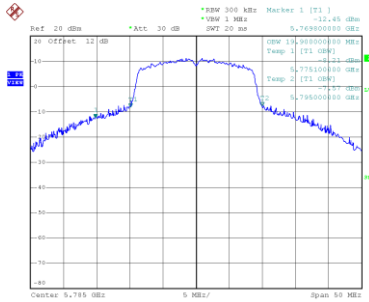


Date: 19.DEC.2020 12:49:18

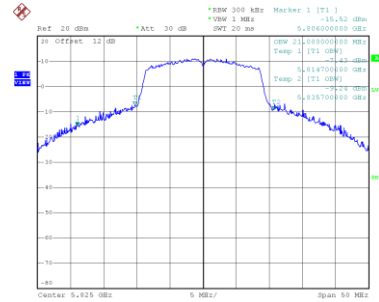
99 % Emission Bandwidth



Date: 19.DEC.2020 12:44:12



Date: 19.DEC.2020 12:45:40

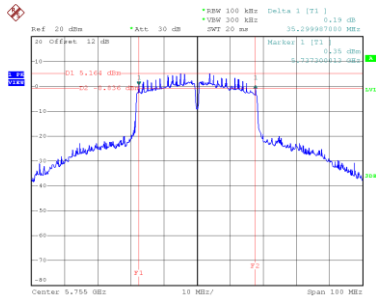


Date: 19.DEC.2020 12:47:24

Test Mode	UNII-3_TX AC (VHT40) Mode
-----------	---------------------------

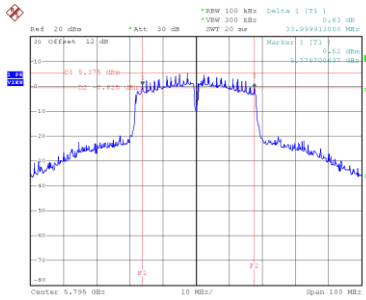
Channel	Frequency (MHz)	6 dB Bandwidth (MHz)	99 % Emission Bandwidth (MHz)	6 dB Bandwidth Min. Limit (kHz)	Result
151	5755	35.30	37.80	500	Complies
159	5795	34.00	38.20	500	Complies

CH151



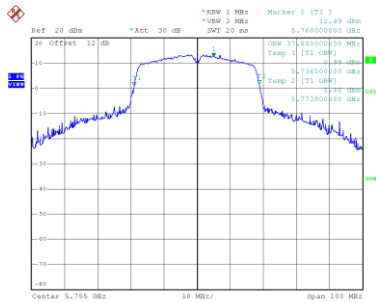
Date: 19.DEC.2020 13:25:16

CH159 26 dB Bandwidth

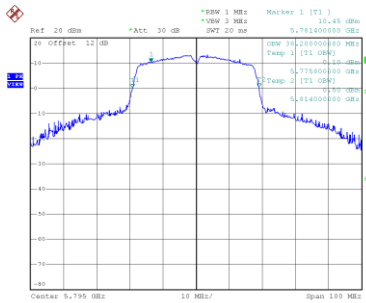


Date: 19.DEC.2020 13:26:47

99 % Emission Bandwidth



Date: 19.DEC.2020 13:24:28

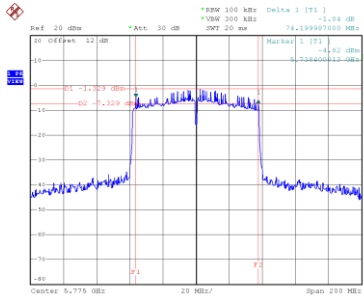


Date: 19.DEC.2020 13:25:57

Test Mode	UNII-3_TX AC (VHT80)
-----------	----------------------

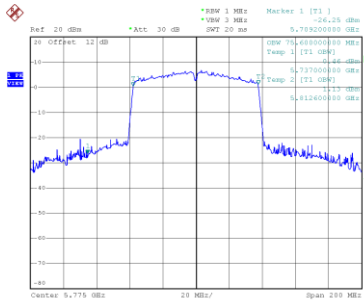
Channel	Frequency (MHz)	6 dB Bandwidth (MHz)	99 % Emission Bandwidth (MHz)	6 dB Bandwidth Min. Limit (kHz)	Result
155	5775	74.20	75.60	500	Complies

CH155 26 dB Bandwidth



Date: 19.DEC.2020 14:00:48

99 % Emission Bandwidth



Date: 19.DEC.2020 13:59:48

APPENDIX F - MAXIMUM OUTPUT POWER

Test Mode	UNII-1_TX A Mode
-----------	------------------

Channel	Frequency (MHz)	Output Power (dBm)	Duty Factor	Output Power + Duty Factor (dBm)	Max. Limit (dBm)	Max. Limit (W)	Result
36	5180	10.05	0.14	10.19	24.00	0.25	Complies
40	5200	13.13	0.14	13.27	24.00	0.25	Complies
44	5220	17.03	0.14	17.17	24.00	0.25	Complies
48	5240	16.76	0.14	16.90	24.00	0.25	Complies

Test Mode	UNII-1_TX N (HT20) Mode
-----------	-------------------------

Channel	Frequency (MHz)	Output Power (dBm)	Duty Factor	Output Power + Duty Factor (dBm)	Max. Limit (dBm)	Max. Limit (W)	Result
36	5180	10.26	0.13	10.39	24.00	0.25	Complies
40	5200	12.91	0.13	13.04	24.00	0.25	Complies
44	5220	16.85	0.13	16.98	24.00	0.25	Complies
48	5240	16.88	0.13	17.01	24.00	0.25	Complies

Test Mode	UNII-1_TX N (HT40) Mode
-----------	-------------------------

Channel	Frequency (MHz)	Output Power (dBm)	Duty Factor	Output Power + Duty Factor (dBm)	Max. Limit (dBm)	Max. Limit (W)	Result
38	5190	7.84	0.29	8.13	24.00	0.25	Complies
46	5230	15.95	0.29	16.24	24.00	0.25	Complies

Test Mode	UNII-2A_TX A Mode
-----------	-------------------

Channel	Frequency (MHz)	Output Power (dBm)	Duty Factor	Output Power + Duty Factor (dBm)	Max. Limit (dBm)	Max. Limit (W)	Result
52	5260	17.15	0.14	17.29	24.00	0.25	Complies
56	5280	16.84	0.14	16.98	24.00	0.25	Complies
60	5300	13.08	0.14	13.22	24.00	0.25	Complies
64	5320	9.56	0.14	9.70	24.00	0.25	Complies

Test Mode	UNII-2A_TX N (HT20) Mode
-----------	--------------------------

Channel	Frequency (MHz)	Output Power (dBm)	Duty Factor	Output Power + Duty Factor (dBm)	Max. Limit (dBm)	Max. Limit (W)	Result
52	5260	16.87	0.13	17.00	24.00	0.25	Complies
56	5280	16.87	0.13	17.00	24.00	0.25	Complies
60	5300	12.98	0.13	13.11	24.00	0.25	Complies
64	5320	9.65	0.13	9.78	24.00	0.25	Complies

Test Mode	UNII-2A_TX N (HT40) Mode
-----------	--------------------------

Channel	Frequency (MHz)	Output Power (dBm)	Duty Factor	Output Power + Duty Factor (dBm)	Max. Limit (dBm)	Max. Limit (W)	Result
54	5270	15.94	0.29	16.23	24.00	0.25	Complies
62	5310	8.83	0.29	9.12	24.00	0.25	Complies

Test Mode	UNII-2C_TX A Mode
-----------	-------------------

Channel	Frequency (MHz)	Output Power (dBm)	Duty Factor	Output Power + Duty Factor (dBm)	Max. Limit (dBm)	Max. Limit (W)	Result
100	5500	10.37	0.14	10.51	24.00	0.25	Complies
104	5520	15.15	0.14	15.29	24.00	0.25	Complies
108	5540	17.26	0.14	17.40	24.00	0.25	Complies
116	5580	17.27	0.14	17.41	24.00	0.25	Complies
132	5660	17.11	0.14	17.25	24.00	0.25	Complies
136	5680	13.02	0.14	13.16	24.00	0.25	Complies
140	5700	9.34	0.14	9.48	24.00	0.25	Complies

Test Mode	UNII-2C_TX N (HT20) Mode
-----------	--------------------------

Channel	Frequency (MHz)	Output Power (dBm)	Duty Factor	Output Power + Duty Factor (dBm)	Max. Limit (dBm)	Max. Limit (W)	Result
100	5500	10.48	0.13	10.61	24.00	0.25	Complies
104	5520	15.37	0.13	15.50	24.00	0.25	Complies
108	5540	17.14	0.13	17.27	24.00	0.25	Complies
116	5580	17.07	0.13	17.20	24.00	0.25	Complies
132	5660	16.96	0.13	17.09	24.00	0.25	Complies
136	5680	13.02	0.13	13.15	24.00	0.25	Complies
140	5700	9.77	0.13	9.90	24.00	0.25	Complies

Test Mode	UNII-2C_TX N (HT40) Mode
-----------	--------------------------

Channel	Frequency (MHz)	Output Power (dBm)	Duty Factor	Output Power + Duty Factor (dBm)	Max. Limit (dBm)	Max. Limit (W)	Result
102	5510	7.71	0.29	8.00	24.00	0.25	Complies
110	5550	14.05	0.29	14.34	24.00	0.25	Complies
118	5590	15.84	0.29	16.13	24.00	0.25	Complies
126	5630	15.03	0.29	15.32	24.00	0.25	Complies
134	5670	11.91	0.29	12.20	24.00	0.25	Complies

Test Mode	UNII-3_TX A Mode
-----------	------------------

Channel	Frequency (MHz)	Output Power (dBm)	Duty Factor	Output Power + Duty Factor (dBm)	Max. Limit (dBm)	Max. Limit (W)	Result
149	5745	17.17	0.14	17.31	30.00	1.00	Complies
157	5785	17.15	0.14	17.29	30.00	1.00	Complies
165	5825	17.22	0.14	17.36	30.00	1.00	Complies

Test Mode	UNII-3_TX N (HT20) Mode
-----------	-------------------------

Channel	Frequency (MHz)	Output Power (dBm)	Duty Factor	Output Power + Duty Factor (dBm)	Max. Limit (dBm)	Max. Limit (W)	Result
149	5745	17.02	0.13	17.15	30.00	1.00	Complies
157	5785	17.02	0.13	17.15	30.00	1.00	Complies
165	5825	17.03	0.13	17.16	30.00	1.00	Complies

Test Mode	UNII-3_TX N (HT40) Mode
-----------	-------------------------

Channel	Frequency (MHz)	Output Power (dBm)	Duty Factor	Output Power + Duty Factor (dBm)	Max. Limit (dBm)	Max. Limit (W)	Result
151	5755	15.97	0.29	16.26	30.00	1.00	Complies
159	5795	15.99	0.29	16.28	30.00	1.00	Complies

Test Mode	UNII-1_TX AC (VHT20) Mode
-----------	---------------------------

Channel	Frequency (MHz)	Output Power (dBm)	Duty Factor	Output Power + Duty Factor (dBm)	Max. Limit (dBm)	Max. Limit (W)	Result
36	5180	9.84	0.15	9.99	24.00	0.25	Complies
40	5200	12.93	0.15	13.08	24.00	0.25	Complies
44	5220	16.93	0.15	17.08	24.00	0.25	Complies
48	5240	16.88	0.15	17.03	24.00	0.25	Complies

Test Mode	UNII-1_TX AC (VHT40) Mode
-----------	---------------------------

Channel	Frequency (MHz)	Output Power (dBm)	Duty Factor	Output Power + Duty Factor (dBm)	Max. Limit (dBm)	Max. Limit (W)	Result
38	5190	8.36	0.29	8.65	24.00	0.25	Complies
46	5230	15.87	0.29	16.16	24.00	0.25	Complies

Test Mode	UNII-1_TX AC (VHT80) Mode
-----------	---------------------------

Channel	Frequency (MHz)	Output Power (dBm)	Duty Factor	Output Power + Duty Factor (dBm)	Max. Limit (dBm)	Max. Limit (W)	Result
42	5210	5.97	0.56	6.53	24.00	0.25	Complies

Test Mode	UNII-2A_TX AC (VHT20) Mode
-----------	----------------------------

Channel	Frequency (MHz)	Output Power (dBm)	Duty Factor	Output Power + Duty Factor (dBm)	Max. Limit (dBm)	Max. Limit (W)	Result
52	5260	16.94	0.15	17.09	24.00	0.25	Complies
56	5280	16.88	0.15	17.03	24.00	0.25	Complies
60	5300	13.06	0.15	13.21	24.00	0.25	Complies
64	5320	9.97	0.15	10.12	24.00	0.25	Complies

Test Mode	UNII-2A_TX AC (VHT40) Mode
-----------	----------------------------

Channel	Frequency (MHz)	Output Power (dBm)	Duty Factor	Output Power + Duty Factor (dBm)	Max. Limit (dBm)	Max. Limit (W)	Result
54	5270	15.85	0.29	16.14	24.00	0.25	Complies
62	5310	8.79	0.29	9.08	24.00	0.25	Complies

Test Mode	UNII-2A_TX AC (VHT80) Mode
-----------	----------------------------

Channel	Frequency (MHz)	Output Power (dBm)	Duty Factor	Output Power + Duty Factor (dBm)	Max. Limit (dBm)	Max. Limit (W)	Result
58	5290	8.87	0.56	9.43	24.00	0.25	Complies

Test Mode	UNII-2C_TX AC (VHT20) Mode
-----------	----------------------------

Channel	Frequency (MHz)	Output Power (dBm)	Duty Factor	Output Power + Duty Factor (dBm)	Max. Limit (dBm)	Max. Limit (W)	Result
100	5500	10.63	0.15	10.78	24.00	0.25	Complies
104	5520	15.16	0.15	15.31	24.00	0.25	Complies
108	5540	16.92	0.15	17.07	24.00	0.25	Complies
116	5580	16.93	0.15	17.08	24.00	0.25	Complies
132	5660	16.78	0.15	16.93	24.00	0.25	Complies
136	5680	12.84	0.15	12.99	24.00	0.25	Complies
140	5700	9.71	0.15	9.86	24.00	0.25	Complies

Test Mode	UNII-2C_TX AC (VHT40) Mode
-----------	----------------------------

Channel	Frequency (MHz)	Output Power (dBm)	Duty Factor	Output Power + Duty Factor (dBm)	Max. Limit (dBm)	Max. Limit (W)	Result
102	5510	7.71	0.29	8.00	24.00	0.25	Complies
110	5550	14.08	0.29	14.37	24.00	0.25	Complies
118	5590	15.77	0.29	16.06	24.00	0.25	Complies
126	5630	15.01	0.29	15.30	24.00	0.25	Complies
134	5670	11.91	0.29	12.20	24.00	0.25	Complies

Test Mode	UNII-2C_TX AC (VHT80) Mode
-----------	----------------------------

Channel	Frequency (MHz)	Output Power (dBm)	Duty Factor	Output Power + Duty Factor (dBm)	Max. Limit (dBm)	Max. Limit (W)	Result
106	5530	7.93	0.56	8.49	24.00	0.25	Complies
122	5610	11.99	0.56	12.55	24.00	0.25	Complies

Test Mode	UNII-3_TX AC (VHT20) Mode
-----------	---------------------------

Channel	Frequency (MHz)	Output Power (dBm)	Duty Factor	Output Power + Duty Factor (dBm)	Max. Limit (dBm)	Max. Limit (W)	Result
149	5745	16.73	0.15	16.88	30.00	1.00	Complies
157	5785	16.97	0.15	17.12	30.00	1.00	Complies
165	5825	16.96	0.15	17.11	30.00	1.00	Complies

Test Mode	UNII-3_TX AC (VHT40) Mode
-----------	---------------------------

Channel	Frequency (MHz)	Output Power (dBm)	Duty Factor	Output Power + Duty Factor (dBm)	Max. Limit (dBm)	Max. Limit (W)	Result
151	5755	15.95	0.29	16.24	30.00	1.00	Complies
159	5795	15.97	0.29	16.26	30.00	1.00	Complies

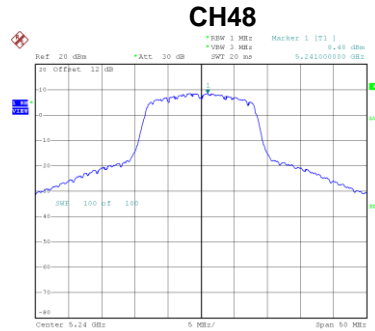
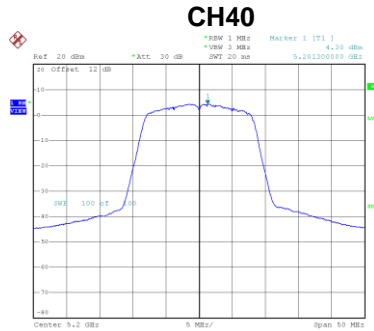
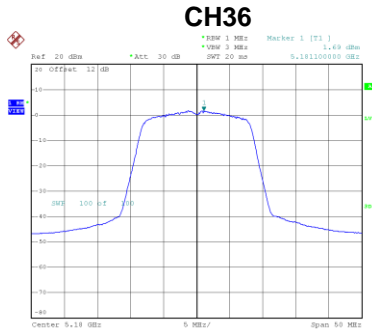
Test Mode	UNII-3_TX AC (VHT80) Mode
-----------	---------------------------

Channel	Frequency (MHz)	Output Power (dBm)	Duty Factor	Output Power + Duty Factor (dBm)	Max. Limit (dBm)	Max. Limit (W)	Result
155	5775	12.95	0.56	13.51	30.00	1.00	Complies

APPENDIX G - POWER SPECTRAL DENSITY

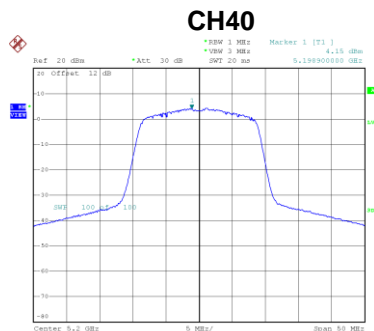
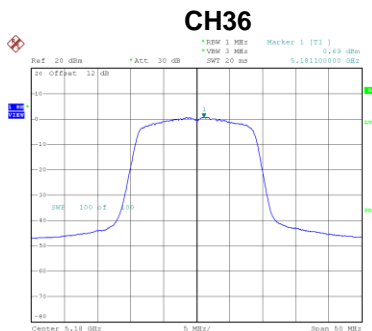
Test Mode	UNII-1_TX A Mode
-----------	------------------

Channel	Frequency (MHz)	Power Spectral Density (dBm/MHz)	Duty Factor	Power Spectral Density + Duty Factor (dBm/MHz)	Max. Limit (dBm/MHz)	Result
36	5180	1.69	0.14	1.83	11.00	Complies
40	5200	4.30	0.14	4.44	11.00	Complies
48	5240	8.48	0.14	8.62	11.00	Complies



Test Mode	UNII-1_TX N (HT20) Mode
-----------	-------------------------

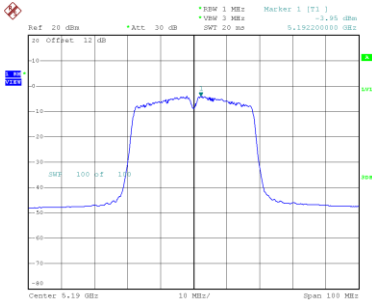
Channel	Frequency (MHz)	Power Spectral Density (dBm/MHz)	Duty Factor	Power Spectral Density + Duty Factor (dBm/MHz)	Max. Limit (dBm/MHz)	Result
36	5180	0.69	0.13	0.82	11.00	Complies
40	5200	4.15	0.13	4.28	11.00	Complies
48	5240	5.24	0.13	5.37	11.00	Complies



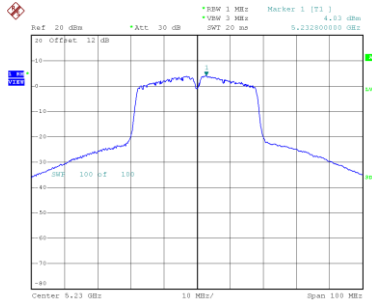
Test Mode UNII-1_TX N (HT40) Mode

Channel	Frequency (MHz)	Power Spectral Density (dBm/MHz)	Duty Factor	Power Spectral Density + Duty Factor (dBm/MHz)	Max. Limit (dBm/MHz)	Result
38	5190	-3.95	0.29	-3.66	11.00	Complies
46	5230	4.03	0.29	4.32	11.00	Complies

CH38

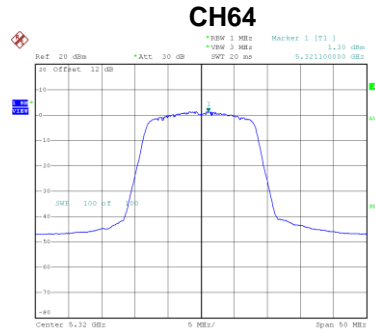
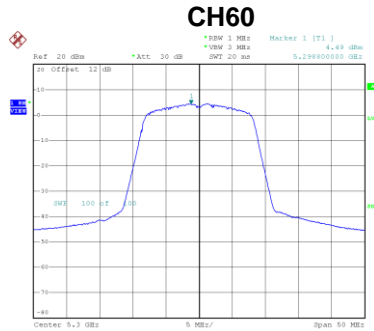
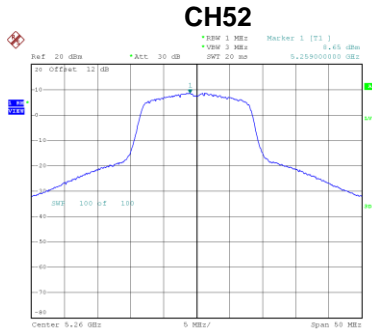


CH46



Test Mode	UNII-2A_TX A Mode
-----------	-------------------

Channel	Frequency (MHz)	Power Spectral Density (dBm/MHz)	Duty Factor	Power Spectral Density + Duty Factor (dBm/MHz)	Max. Limit (dBm/MHz)	Result
52	5260	8.65	0.14	8.79	11.00	Complies
60	5300	4.49	0.14	4.63	11.00	Complies
64	5320	1.30	0.14	1.44	11.00	Complies



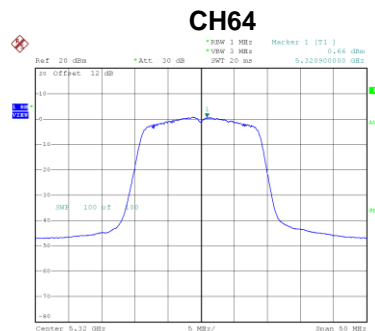
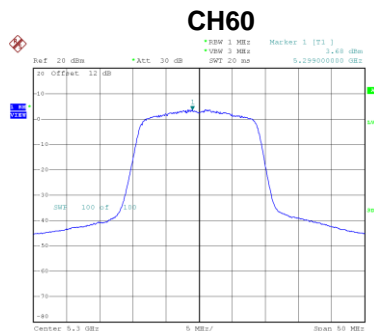
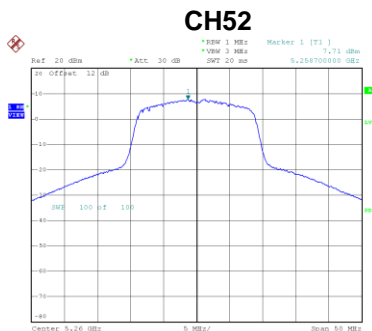
Date: 19_DEC.2020 10:19:01

Date: 19_DEC.2020 10:20:39

Date: 19_DEC.2020 10:22:03

Test Mode	UNII-2A_TX N (HT20) Mode
-----------	--------------------------

Channel	Frequency (MHz)	Power Spectral Density (dBm/MHz)	Duty Factor	Power Spectral Density + Duty Factor (dBm/MHz)	Max. Limit (dBm/MHz)	Result
52	5260	7.71	0.13	7.84	11.00	Complies
60	5300	3.68	0.13	3.81	11.00	Complies
64	5320	0.66	0.13	0.79	11.00	Complies



Date: 19_DEC.2020 10:40:47

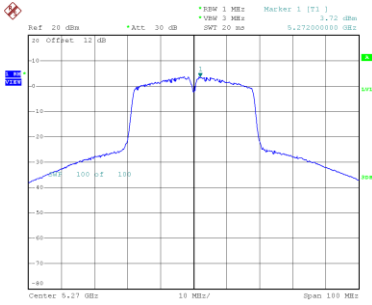
Date: 19_DEC.2020 10:42:23

Date: 19_DEC.2020 10:45:30

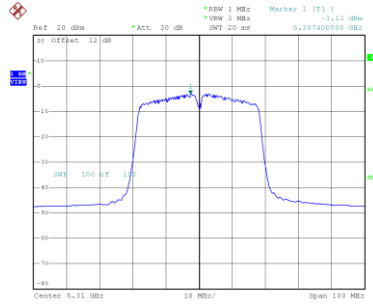
Test Mode	UNII-2A_TX N (HT40) Mode
-----------	--------------------------

Channel	Frequency (MHz)	Power Spectral Density (dBm/MHz)	Duty Factor	Power Spectral Density + Duty Factor (dBm/MHz)	Max. Limit (dBm/MHz)	Result
54	5270	3.72	0.29	4.01	11.00	Complies
62	5310	-3.13	0.29	-2.84	11.00	Complies

CH54

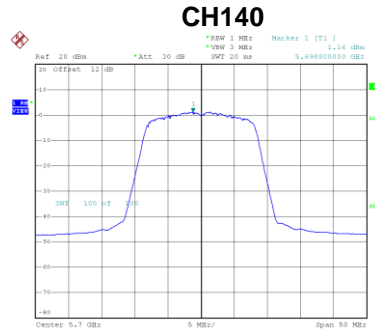
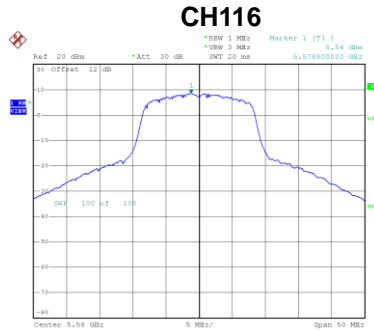
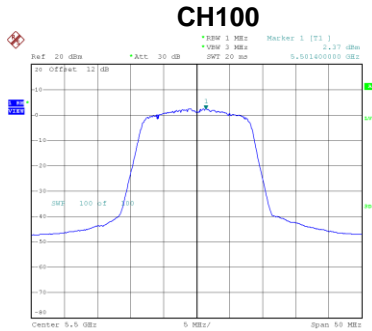


CH62



Test Mode	UNII-2C_TX A Mode
-----------	-------------------

Channel	Frequency (MHz)	Power Spectral Density (dBm/MHz)	Duty Factor	Power Spectral Density + Duty Factor (dBm/MHz)	Max. Limit (dBm/MHz)	Result
100	5500	2.37	0.14	2.51	11.00	Complies
116	5580	8.54	0.14	8.68	11.00	Complies
140	5700	1.16	0.14	1.30	11.00	Complies



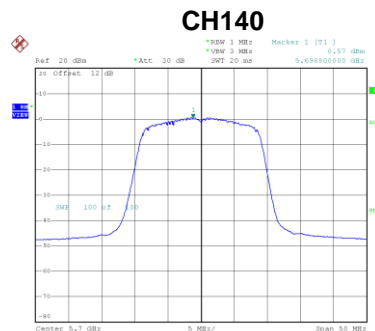
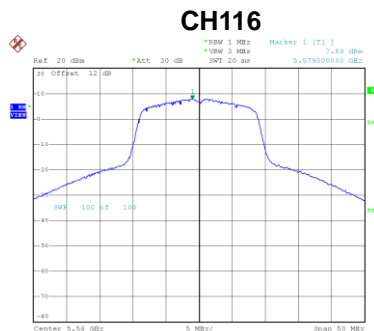
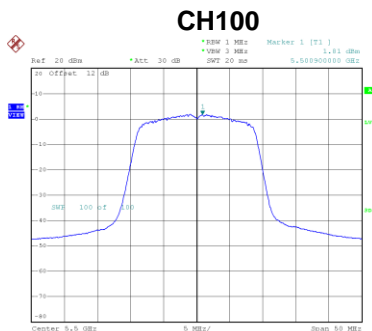
Date: 19_DEC.2020 10:23:37

Date: 19_DEC.2020 10:24:34

Date: 19_DEC.2020 10:25:58

Test Mode	UNII-2C_TX N (HT20) Mode
-----------	--------------------------

Channel	Frequency (MHz)	Power Spectral Density (dBm/MHz)	Duty Factor	Power Spectral Density + Duty Factor (dBm/MHz)	Max. Limit (dBm/MHz)	Result
100	5500	1.81	0.13	1.94	11.00	Complies
116	5580	7.89	0.13	8.02	11.00	Complies
140	5700	0.57	0.13	0.70	11.00	Complies



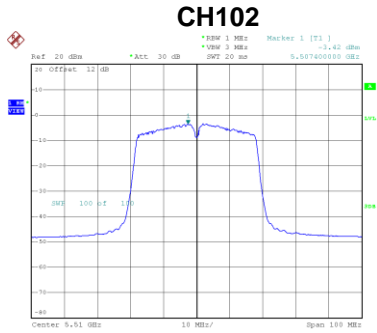
Date: 19_DEC.2020 10:46:59

Date: 19_DEC.2020 10:48:32

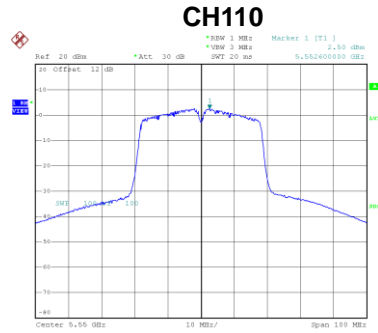
Date: 19_DEC.2020 10:50:08

Test Mode	UNII-2C_TX N (HT40) Mode
-----------	--------------------------

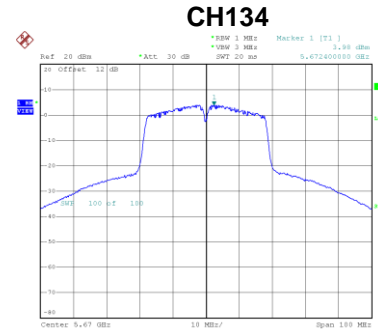
Channel	Frequency (MHz)	Power Spectral Density (dBm/MHz)	Duty Factor	Power Spectral Density + Duty Factor (dBm/MHz)	Max. Limit (dBm/MHz)	Result
102	5510	-3.42	0.29	-3.13	11.00	Complies
110	5550	2.50	0.29	2.79	11.00	Complies
134	5670	3.98	0.29	4.27	11.00	Complies



Date: 19_DEC.2020 11:05:22



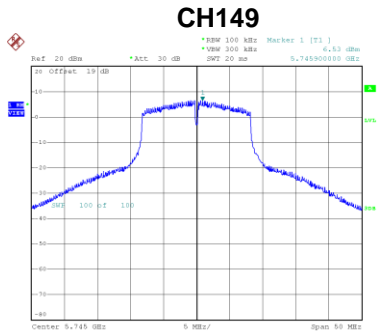
Date: 19_DEC.2020 11:08:21



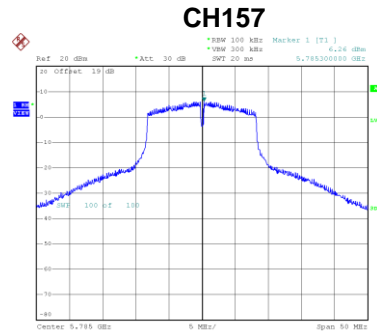
Date: 19_DEC.2020 11:09:43

Test Mode UNII-3_TX A Mode

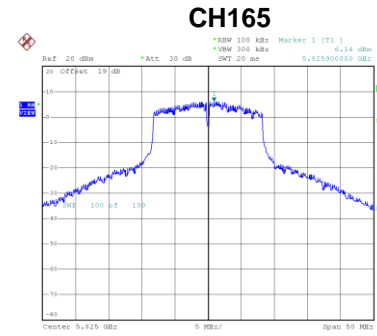
Channel	Frequency (MHz)	Power Spectral Density (dBm/500 kHz)	Duty Factor	Power Spectral Density + Duty Factor (dBm/500 kHz)	Max. Limit (dBm/500 kHz)	Result
149	5745	6.53	0.14	6.67	30.00	Complies
157	5785	6.26	0.14	6.40	30.00	Complies
165	5825	6.14	0.14	6.28	30.00	Complies



Date: 19_DEC.2020 10:27:28



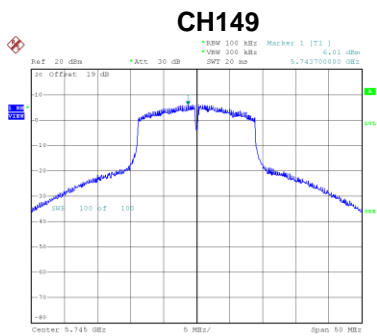
Date: 19_DEC.2020 10:28:57



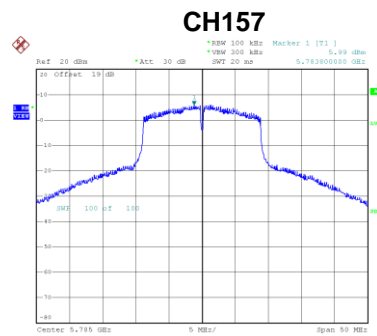
Date: 19_DEC.2020 10:30:26

Test Mode UNII-3_TX N (HT20) Mode

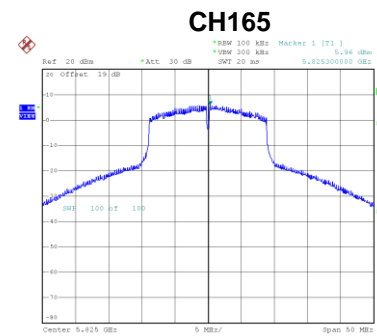
Channel	Frequency (MHz)	Power Spectral Density (dBm/500 kHz)	Duty Factor	Power Spectral Density + Duty Factor (dBm/500 kHz)	Max. Limit (dBm/500 kHz)	Result
149	5745	6.01	0.13	6.14	30.00	Complies
157	5785	5.99	0.13	6.12	30.00	Complies
165	5825	5.96	0.13	6.09	30.00	Complies



Date: 19_DEC.2020 10:51:54



Date: 19_DEC.2020 10:53:50

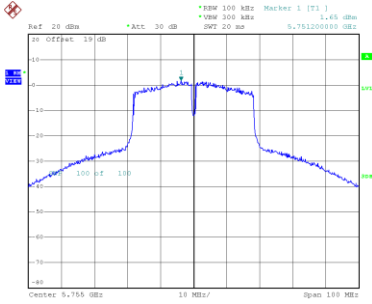


Date: 19_DEC.2020 10:55:29

Test Mode UNII-3_TX N (HT40) Mode

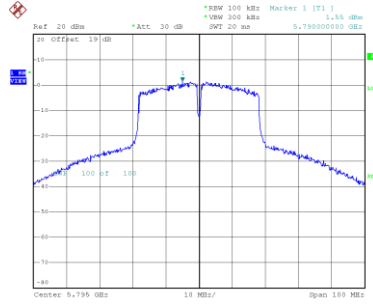
Channel	Frequency (MHz)	Power Spectral Density (dBm/500 kHz)	Duty Factor	Power Spectral Density + Duty Factor (dBm/500 kHz)	Max. Limit (dBm/500 kHz)	Result
151	5755	1.65	0.29	1.94	30.00	Complies
159	5795	1.55	0.29	1.84	30.00	Complies

CH151



Date: 19_DEC.2020 11:11:26

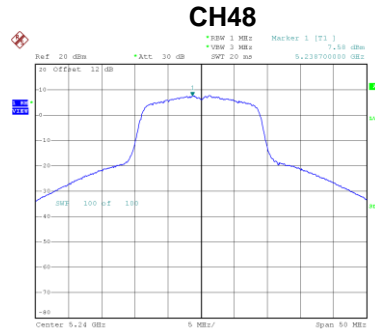
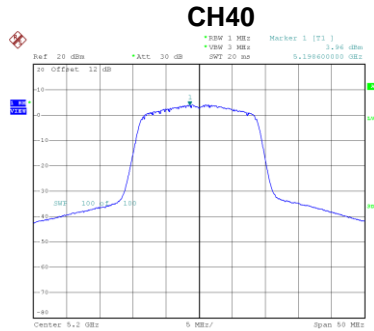
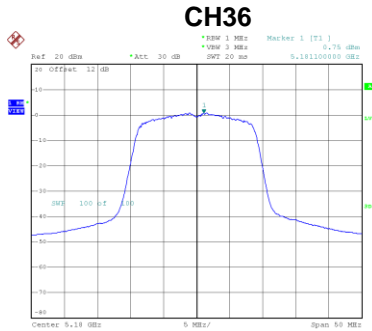
CH159



Date: 19_DEC.2020 11:12:57

Test Mode UNII-1_TX AC (VHT20) Mode

Channel	Frequency (MHz)	Power Spectral Density (dBm/MHz)	Duty Factor	Power Spectral Density + Duty Factor (dBm/MHz)	Max. Limit (dBm/MHz)	Result
36	5180	0.75	0.15	0.90	11.00	Complies
40	5200	3.96	0.15	4.11	11.00	Complies
48	5240	7.58	0.15	7.73	11.00	Complies



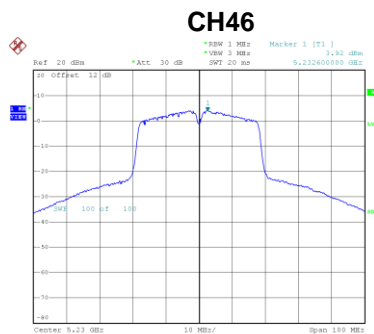
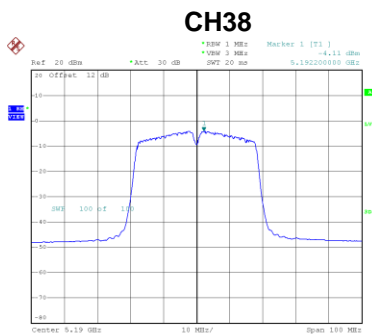
Date: 19_DEC.2020 11:19:14

Date: 19_DEC.2020 11:21:01

Date: 19_DEC.2020 11:22:23

Test Mode UNII-1_TX AC (VHT40) Mode

Channel	Frequency (MHz)	Power Spectral Density (dBm/MHz)	Duty Factor	Power Spectral Density + Duty Factor (dBm/MHz)	Max. Limit (dBm/MHz)	Result
38	5190	-4.11	0.29	-3.82	11.00	Complies
46	5230	3.92	0.29	4.21	11.00	Complies

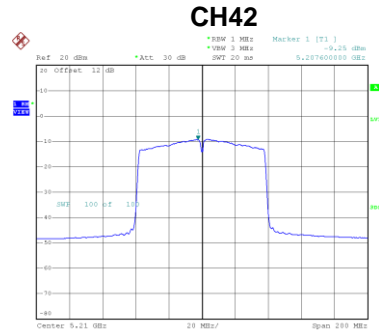


Date: 19_DEC.2020 13:13:04

Date: 19_DEC.2020 13:15:49

Test Mode	UNII-1_TX AC (VHT80) Mode
-----------	---------------------------

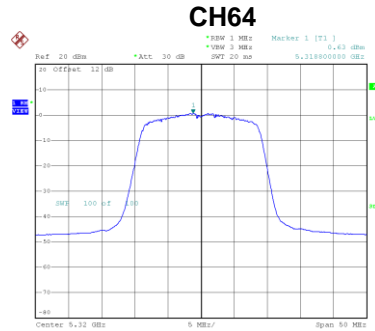
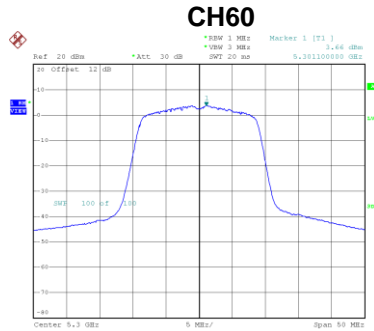
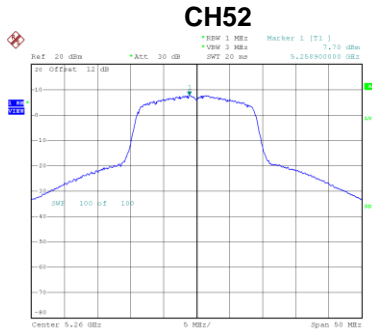
Channel	Frequency (MHz)	Power Spectral Density (dBm/MHz)	Duty Factor	Power Spectral Density + Duty Factor (dBm/MHz)	Max. Limit (dBm/MHz)	Result
42	5210	-9.25	0.56	-8.69	11.00	Complies



Date: 19-DEC-2020 10:29:19

Test Mode UNII-2A_TX AC (VHT20) Mode

Channel	Frequency (MHz)	Power Spectral Density (dBm/MHz)	Duty Factor	Power Spectral Density + Duty Factor (dBm/MHz)	Max. Limit (dBm/MHz)	Result
52	5260	7.70	0.15	7.85	11.00	Complies
60	5300	3.66	0.15	3.81	11.00	Complies
64	5320	0.63	0.15	0.78	11.00	Complies



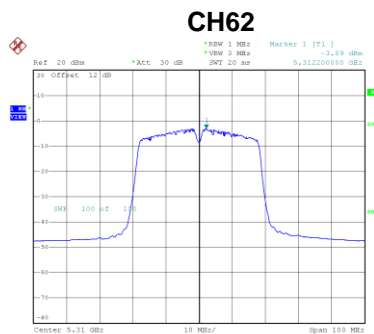
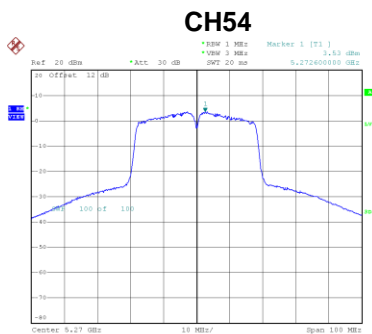
Date: 19_DEC.2020 11:23:59

Date: 19_DEC.2020 11:25:28

Date: 19_DEC.2020 11:27:34

Test Mode UNII-2A_TX AC (VHT40) Mode

Channel	Frequency (MHz)	Power Spectral Density (dBm/MHz)	Duty Factor	Power Spectral Density + Duty Factor (dBm/MHz)	Max. Limit (dBm/MHz)	Result
54	5270	3.53	0.29	3.82	11.00	Complies
62	5310	-3.09	0.29	-2.80	11.00	Complies

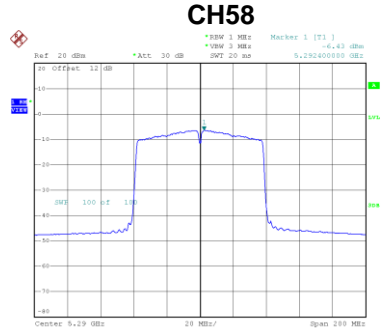


Date: 19_DEC.2020 13:17:16

Date: 19_DEC.2020 13:18:41

Test Mode	UNII-2A_TX AC (VHT80) Mode
-----------	----------------------------

Channel	Frequency (MHz)	Power Spectral Density (dBm/MHz)	Duty Factor	Power Spectral Density + Duty Factor (dBm/MHz)	Max. Limit (dBm/MHz)	Result
58	5290	-6.43	0.56	-5.87	11.00	Complies



Date: 19_DEC.2020 13:31:00