

Appendix for LTE CA_7C

Model: ANY-NX1

BTL-FCCP-7-2203G020

Table of Contents	Page
1 . APPENDIX A - EFFECTIVE (ISOTROPIC) RADIATED POWER OF TRANSMITTER	6
1.1 TEST RESULTS	6
2 . APPENDIX B - PEAK-TO-AVERAGE RATIO	9
2.1 TEST RESULTS	9
3 . APPENDIX C - MODULATION CHARACTERISTICS	12
3.1 TEST PLOTS	12
3.1.1 CA_7C_TM1_LCH_20MHZ_20MHZ_PCCRB100#0_SCCRB100#0	12
3.1.2 CA_7C_TM1_MCH_20MHZ_20MHZ_PCCRB100#0_SCCRB100#0	12
3.1.3 CA_7C_TM1_HCH_20MHZ_20MHZ_PCCRB100#0_SCCRB100#0	13
3.1.4 CA_7C_TM1_LCH_15MHZ_15MHZ_PCCRB75#0_SCCRB75#0	13
3.1.5 CA_7C_TM1_MCH_15MHZ_15MHZ_PCCRB75#0_SCCRB75#0	14
3.1.6 CA_7C_TM1_HCH_15MHZ_15MHZ_PCCRB75#0_SCCRB75#0	14
3.1.7 CA_7C_TM2_LCH_20MHZ_20MHZ_PCCRB100#0_SCCRB100#0	15
3.1.8 CA_7C_TM2_MCH_20MHZ_20MHZ_PCCRB100#0_SCCRB100#0	15
3.1.9 CA_7C_TM2_HCH_20MHZ_20MHZ_PCCRB100#0_SCCRB100#0	16
3.1.10 CA_7C_TM2_LCH_15MHZ_15MHZ_PCCRB75#0_SCCRB75#0	16
3.1.11 CA_7C_TM2_MCH_15MHZ_15MHZ_PCCRB75#0_SCCRB75#0	17
3.1.12 CA_7C_TM2_HCH_15MHZ_15MHZ_PCCRB75#0_SCCRB75#0	17
4 . APPENDIX D - OCCUPIED BANDWIDTH	18
4.1 TEST RESULTS	18
4.2 TEST PLOTS	19
4.2.1 CA_7C_TM1_LCH_20MHZ_20MHZ_PCCRB100#0_SCCRB100#0	19
4.2.2 CA_7C_TM1_MCH_20MHZ_20MHZ_PCCRB100#0_SCCRB100#0	20
4.2.3 CA_7C_TM1_HCH_20MHZ_20MHZ_PCCRB100#0_SCCRB100#0	21
4.2.4 CA_7C_TM1_LCH_15MHZ_15MHZ_PCCRB75#0_SCCRB75#0	22
4.2.5 CA_7C_TM1_MCH_15MHZ_15MHZ_PCCRB75#0_SCCRB75#0	23
4.2.6 CA_7C_TM1_HCH_15MHZ_15MHZ_PCCRB75#0_SCCRB75#0	24
4.2.7 CA_7C_TM2_LCH_20MHZ_20MHZ_PCCRB100#0_SCCRB100#0	25
4.2.8 CA_7C_TM2_MCH_20MHZ_20MHZ_PCCRB100#0_SCCRB100#0	26
4.2.9 CA_7C_TM2_HCH_20MHZ_20MHZ_PCCRB100#0_SCCRB100#0	27
4.2.10 CA_7C_TM2_LCH_15MHZ_15MHZ_PCCRB75#0_SCCRB75#0	28
4.2.11 CA_7C_TM2_MCH_15MHZ_15MHZ_PCCRB75#0_SCCRB75#0	29
4.2.12 CA_7C_TM2_HCH_15MHZ_15MHZ_PCCRB75#0_SCCRB75#0	30
4.2.13 CA_7C_TM3_LCH_20MHZ_20MHZ_PCCRB100#0_SCCRB100#0	31
4.2.14 CA_7C_TM3_MCH_20MHZ_20MHZ_PCCRB100#0_SCCRB100#0	32
4.2.15 CA_7C_TM3_HCH_20MHZ_20MHZ_PCCRB100#0_SCCRB100#0	33
4.2.16 CA_7C_TM3_LCH_15MHZ_15MHZ_PCCRB75#0_SCCRB75#0	34
4.2.17 CA_7C_TM3_MCH_15MHZ_15MHZ_PCCRB75#0_SCCRB75#0	35
4.2.18 CA_7C_TM3_HCH_15MHZ_15MHZ_PCCRB75#0_SCCRB75#0	36

Table of Contents

Page

5 . APPENDIX E - BAND EDGES COMPLIANCE	37
5.1 TEST RESULT	37
5.2 TEST PLOTS	43
5.2.1 CA_7C_TM1_LCH_20MHZ_20MHZ_PCCRB100#0_SCCRB100#0	43
5.2.2 CA_7C_TM1_LCH_20MHZ_20MHZ_PCCRB1#0_SCCRB0#0	45
5.2.3 CA_7C_TM1_LCH_20MHZ_20MHZ_PCCRB18#0_SCCRB0#0	47
5.2.4 CA_7C_TM1_LCH_20MHZ_20MHZ_PCCRB100#0_SCCRB0#0	49
5.2.5 CA_7C_TM1_HCH_20MHZ_20MHZ_PCCRB100#0_SCCRB100#0	51
5.2.6 CA_7C_TM1_HCH_20MHZ_20MHZ_PCCRB0#0_SCCRB1#99	53
5.2.7 CA_7C_TM1_HCH_20MHZ_20MHZ_PCCRB0#0_SCCRB18#82	55
5.2.8 CA_7C_TM1_HCH_20MHZ_20MHZ_PCCRB0#0_SCCRB100#0	57
5.2.9 CA_7C_TM1_LCH_15MHZ_15MHZ_PCCRB75#0_SCCRB75#0	59
5.2.10 CA_7C_TM1_LCH_15MHZ_15MHZ_PCCRB1#0_SCCRB0#0	61
5.2.11 CA_7C_TM1_LCH_15MHZ_15MHZ_PCCRB16#0_SCCRB0#0	63
5.2.12 CA_7C_TM1_LCH_15MHZ_15MHZ_PCCRB75#0_SCCRB0#0	65
5.2.13 CA_7C_TM1_HCH_15MHZ_15MHZ_PCCRB75#0_SCCRB75#0	67
5.2.14 CA_7C_TM1_HCH_15MHZ_15MHZ_PCCRB0#0_SCCRB1#74	69
5.2.15 CA_7C_TM1_HCH_15MHZ_15MHZ_PCCRB0#0_SCCRB16#59	71
5.2.16 CA_7C_TM1_HCH_15MHZ_15MHZ_PCCRB0#0_SCCRB75#0	73
5.2.17 CA_7C_TM2_LCH_20MHZ_20MHZ_PCCRB100#0_SCCRB100#0	75
5.2.18 CA_7C_TM2_LCH_20MHZ_20MHZ_PCCRB1#0_SCCRB0#0	77
5.2.19 CA_7C_TM2_LCH_20MHZ_20MHZ_PCCRB18#0_SCCRB0#0	79
5.2.20 CA_7C_TM2_LCH_20MHZ_20MHZ_PCCRB100#0_SCCRB0#0	81
5.2.21 CA_7C_TM2_HCH_20MHZ_20MHZ_PCCRB100#0_SCCRB100#0	83
5.2.22 CA_7C_TM2_HCH_20MHZ_20MHZ_PCCRB0#0_SCCRB1#99	85
5.2.23 CA_7C_TM2_HCH_20MHZ_20MHZ_PCCRB0#0_SCCRB18#82	87
5.2.24 CA_7C_TM2_HCH_20MHZ_20MHZ_PCCRB0#0_SCCRB100#0	89
5.2.25 CA_7C_TM2_LCH_15MHZ_15MHZ_PCCRB75#0_SCCRB75#0	91
5.2.26 CA_7C_TM2_LCH_15MHZ_15MHZ_PCCRB1#0_SCCRB0#0	93
5.2.27 CA_7C_TM2_LCH_15MHZ_15MHZ_PCCRB16#0_SCCRB0#0	95
5.2.28 CA_7C_TM2_LCH_15MHZ_15MHZ_PCCRB75#0_SCCRB0#0	97
5.2.29 CA_7C_TM2_HCH_15MHZ_15MHZ_PCCRB75#0_SCCRB75#0	99
5.2.30 CA_7C_TM2_HCH_15MHZ_15MHZ_PCCRB0#0_SCCRB1#74	101
5.2.31 CA_7C_TM2_HCH_15MHZ_15MHZ_PCCRB0#0_SCCRB16#59	103
5.2.32 CA_7C_TM2_HCH_15MHZ_15MHZ_PCCRB0#0_SCCRB75#0	105
5.2.33 CA_7C_TM3_LCH_20MHZ_20MHZ_PCCRB100#0_SCCRB100#0	107
5.2.34 CA_7C_TM3_LCH_20MHZ_20MHZ_PCCRB1#0_SCCRB0#0	109
5.2.35 CA_7C_TM3_LCH_20MHZ_20MHZ_PCCRB18#0_SCCRB0#0	111
5.2.36 CA_7C_TM3_LCH_20MHZ_20MHZ_PCCRB100#0_SCCRB0#0	113
5.2.37 CA_7C_TM3_HCH_20MHZ_20MHZ_PCCRB100#0_SCCRB100#0	115
5.2.38 CA_7C_TM3_HCH_20MHZ_20MHZ_PCCRB0#0_SCCRB1#99	117
5.2.39 CA_7C_TM3_HCH_20MHZ_20MHZ_PCCRB0#0_SCCRB18#82	119
5.2.40 CA_7C_TM3_HCH_20MHZ_20MHZ_PCCRB0#0_SCCRB100#0	121
5.2.41 CA_7C_TM3_LCH_15MHZ_15MHZ_PCCRB75#0_SCCRB75#0	123

Table of Contents	Page
5.2.42 CA_7C_TM3_LCH_15MHZ_15MHZ_PCCRB1#0_SCCRB0#0	125
5.2.43 CA_7C_TM3_LCH_15MHZ_15MHZ_PCCRB16#0_SCCRB0#0	127
5.2.44 CA_7C_TM3_LCH_15MHZ_15MHZ_PCCRB75#0_SCCRB0#0	129
5.2.45 CA_7C_TM3_HCH_15MHZ_15MHZ_PCCRB75#0_SCCRB75#0	131
5.2.46 CA_7C_TM3_HCH_15MHZ_15MHZ_PCCRB0#0_SCCRB1#74	133
5.2.47 CA_7C_TM3_HCH_15MHZ_15MHZ_PCCRB0#0_SCCRB16#59	135
5.2.48 CA_7C_TM3_HCH_15MHZ_15MHZ_PCCRB0#0_SCCRB75#0	137
6 . APPENDIX F - SPURIOUS EMISSION AT ANTENNA TERMINAL	139
6.1 TEST RESULTS	139
6.2 TEST PLOTS	145
6.2.1 CA_7C_TM1_LCH_20MHZ_20MHZ_PCCRB100#0_SCCRB100#0	145
6.2.2 CA_7C_TM1_LCH_20MHZ_20MHZ_PCCRB1#0_SCCRB0#0	147
6.2.3 CA_7C_TM1_MCH_20MHZ_20MHZ_PCCRB100#0_SCCRB100#0	149
6.2.4 CA_7C_TM1_MCH_20MHZ_20MHZ_PCCRB1#0_SCCRB0#0	151
6.2.5 CA_7C_TM1_HCH_20MHZ_20MHZ_PCCRB100#0_SCCRB100#0	153
6.2.6 CA_7C_TM1_HCH_20MHZ_20MHZ_PCCRB1#0_SCCRB0#0	155
6.2.7 CA_7C_TM1_LCH_15MHZ_15MHZ_PCCRB75#0_SCCRB75#0	157
6.2.8 CA_7C_TM1_LCH_15MHZ_15MHZ_PCCRB1#0_SCCRB0#0	159
6.2.9 CA_7C_TM1_MCH_15MHZ_15MHZ_PCCRB75#0_SCCRB75#0	161
6.2.10 CA_7C_TM1_MCH_15MHZ_15MHZ_PCCRB1#0_SCCRB0#0	163
6.2.11 CA_7C_TM1_HCH_15MHZ_15MHZ_PCCRB75#0_SCCRB75#0	165
6.2.12 CA_7C_TM1_HCH_15MHZ_15MHZ_PCCRB1#0_SCCRB0#0	167
6.2.13 CA_7C_TM2_LCH_20MHZ_20MHZ_PCCRB100#0_SCCRB100#0	169
6.2.14 CA_7C_TM2_LCH_20MHZ_20MHZ_PCCRB1#0_SCCRB0#0	171
6.2.15 CA_7C_TM2_MCH_20MHZ_20MHZ_PCCRB100#0_SCCRB100#0	173
6.2.16 CA_7C_TM2_MCH_20MHZ_20MHZ_PCCRB1#0_SCCRB0#0	175
6.2.17 CA_7C_TM2_HCH_20MHZ_20MHZ_PCCRB100#0_SCCRB100#0	177
6.2.18 CA_7C_TM2_HCH_20MHZ_20MHZ_PCCRB1#0_SCCRB0#0	179
6.2.19 CA_7C_TM2_LCH_15MHZ_15MHZ_PCCRB75#0_SCCRB75#0	181
6.2.20 CA_7C_TM2_LCH_15MHZ_15MHZ_PCCRB1#0_SCCRB0#0	183
6.2.21 CA_7C_TM2_MCH_15MHZ_15MHZ_PCCRB75#0_SCCRB75#0	185
6.2.22 CA_7C_TM2_MCH_15MHZ_15MHZ_PCCRB1#0_SCCRB0#0	187
6.2.23 CA_7C_TM2_HCH_15MHZ_15MHZ_PCCRB75#0_SCCRB75#0	189
6.2.24 CA_7C_TM2_HCH_15MHZ_15MHZ_PCCRB1#0_SCCRB0#0	191
6.2.25 CA_7C_TM3_LCH_20MHZ_20MHZ_PCCRB100#0_SCCRB100#0	193
6.2.26 CA_7C_TM3_LCH_20MHZ_20MHZ_PCCRB1#0_SCCRB0#0	195
6.2.27 CA_7C_TM3_MCH_20MHZ_20MHZ_PCCRB100#0_SCCRB100#0	197
6.2.28 CA_7C_TM3_MCH_20MHZ_20MHZ_PCCRB1#0_SCCRB0#0	199
6.2.29 CA_7C_TM3_HCH_20MHZ_20MHZ_PCCRB100#0_SCCRB100#0	201
6.2.30 CA_7C_TM3_HCH_20MHZ_20MHZ_PCCRB1#0_SCCRB0#0	203
6.2.31 CA_7C_TM3_LCH_15MHZ_15MHZ_PCCRB75#0_SCCRB75#0	205
6.2.32 CA_7C_TM3_LCH_15MHZ_15MHZ_PCCRB1#0_SCCRB0#0	207
6.2.33 CA_7C_TM3_MCH_15MHZ_15MHZ_PCCRB75#0_SCCRB75#0	209
6.2.34 CA_7C_TM3_MCH_15MHZ_15MHZ_PCCRB1#0_SCCRB0#0	211

Table of Contents	Page
6.2.35 CA_7C_TM3_HCH_15MHZ_15MHZ_PCCRB75#0_SCCRB75#0	213
6.2.36 CA_7C_TM3_HCH_15MHZ_15MHZ_PCCRB1#0_SCCRB0#0	215
7 . APPENDIX G - FREQUENCY STABILITY	217
7.1 TEST RESULTS	217
7.1.1 FREQUENCY ERROR VS. VOLTAGE	217
7.1.2 FREQUENCY ERROR VS. TEMPERATURE	220

1. APPENDIX A - EFFECTIVE (ISOTROPIC) RADIATED POWER OF TRANSMITTER

1.1 TEST RESULTS

Effective (Isotropic) Radiated Power of Transmitter										
Test Band	Test Mode	Test Bandwidth (MHz)	Test Channel	PCC_RB	SCC_RB	Modulation	Measured [dBm]	EIRP [dBm]	Limit [dBm]	Verdict
CA_7C	TM1	20+20	LCH	RB100#0	RB100#0	QPSK	19.48	21.78	33	PASS
				RB1#0	RB0#0	QPSK	21.92	24.22	33	PASS
				RB18#0	RB0#0	QPSK	21.89	24.19	33	PASS
				RB100#0	RB0#0	QPSK	21.83	24.13	33	PASS
			MCH	RB100#0	RB100#0	QPSK	19.49	21.79	33	PASS
				RB1#0	RB0#0	QPSK	22.08	24.38	33	PASS
				RB18#0	RB0#0	QPSK	22.05	24.35	33	PASS
				RB100#0	RB0#0	QPSK	22.00	24.30	33	PASS
			HCH	RB100#0	RB100#0	QPSK	19.22	21.52	33	PASS
				RB1#0	RB0#0	QPSK	21.66	23.96	33	PASS
				RB18#0	RB0#0	QPSK	21.64	23.94	33	PASS
				RB100#0	RB0#0	QPSK	21.61	23.91	33	PASS
		15+15	LCH	RB75#0	RB75#0	QPSK	19.52	21.82	33	PASS
				RB1#0	RB0#0	QPSK	21.97	24.27	33	PASS
				RB16#0	RB0#0	QPSK	21.90	24.20	33	PASS
				RB75#0	RB0#0	QPSK	21.89	24.19	33	PASS
			MCH	RB75#0	RB75#0	QPSK	19.53	21.83	33	PASS
				RB1#0	RB0#0	QPSK	22.03	24.33	33	PASS
				RB16#0	RB0#0	QPSK	21.96	24.26	33	PASS
				RB75#0	RB0#0	QPSK	22.03	24.33	33	PASS
HCH	RB75#0		RB75#0	QPSK	19.24	21.54	33	PASS		
	RB1#0		RB0#0	QPSK	21.75	24.05	33	PASS		
	RB16#0		RB0#0	QPSK	21.75	24.05	33	PASS		
	RB75#0		RB0#0	QPSK	21.71	24.01	33	PASS		

Effective (Isotropic) Radiated Power of Transmitter										
Test Band	Test Mode	Test Bandwidth (MHz)	Test Channel	PCC_RB	SCC_RB	Modulation	Measured [dBm]	EIRP [dBm]	Limit [dBm]	Verdict
CA_7C	TM2	20+20	LCH	RB100#0	RB100#0	16QAM	19.46	21.76	33	PASS
				RB1#0	RB0#0	16QAM	21.85	24.15	33	PASS
				RB18#0	RB0#0	16QAM	21.84	24.14	33	PASS
				RB100#0	RB0#0	16QAM	21.81	24.11	33	PASS
			MCH	RB100#0	RB100#0	16QAM	19.46	21.76	33	PASS
				RB1#0	RB0#0	16QAM	22.01	24.31	33	PASS
				RB18#0	RB0#0	16QAM	22.02	24.32	33	PASS
				RB100#0	RB0#0	16QAM	21.99	24.29	33	PASS
			HCH	RB100#0	RB100#0	16QAM	19.15	21.45	33	PASS
				RB1#0	RB0#0	16QAM	21.64	23.94	33	PASS
				RB18#0	RB0#0	16QAM	21.62	23.92	33	PASS
				RB100#0	RB0#0	16QAM	21.67	23.97	33	PASS
		15+15	LCH	RB75#0	RB75#0	16QAM	19.52	21.82	33	PASS
				RB1#0	RB0#0	16QAM	21.97	24.27	33	PASS
				RB16#0	RB0#0	16QAM	21.86	24.16	33	PASS
				RB75#0	RB0#0	16QAM	21.88	24.18	33	PASS
			MCH	RB75#0	RB75#0	16QAM	19.53	21.83	33	PASS
				RB1#0	RB0#0	16QAM	21.99	24.29	33	PASS
				RB16#0	RB0#0	16QAM	21.97	24.27	33	PASS
				RB75#0	RB0#0	16QAM	22.02	24.32	33	PASS
			HCH	RB75#0	RB75#0	16QAM	19.29	21.59	33	PASS
				RB1#0	RB0#0	16QAM	21.78	24.08	33	PASS
				RB16#0	RB0#0	16QAM	21.71	24.01	33	PASS
				RB75#0	RB0#0	16QAM	21.77	24.07	33	PASS

Effective (Isotropic) Radiated Power of Transmitter										
Test Band	Test Mode	Test Bandwidth (MHz)	Test Channel	PCC_RB	SCC_RB	Modulation	Measured [dBm]	EIRP [dBm]	Limit [dBm]	Verdict
CA_7C	TM3	20+20	LCH	RB100#0	RB100#0	64QAM	19.40	21.70	33	PASS
				RB1#0	RB0#0	64QAM	21.89	24.19	33	PASS
				RB18#0	RB0#0	64QAM	21.81	24.11	33	PASS
				RB100#0	RB0#0	64QAM	21.78	24.08	33	PASS
			MCH	RB100#0	RB100#0	64QAM	19.53	21.83	33	PASS
				RB1#0	RB0#0	64QAM	22.00	24.30	33	PASS
				RB18#0	RB0#0	64QAM	22.01	24.31	33	PASS
				RB100#0	RB0#0	64QAM	21.98	24.28	33	PASS
			HCH	RB100#0	RB100#0	64QAM	19.17	21.47	33	PASS
				RB1#0	RB0#0	64QAM	21.66	23.96	33	PASS
				RB18#0	RB0#0	64QAM	21.61	23.91	33	PASS
				RB100#0	RB0#0	64QAM	21.66	23.96	33	PASS
		15+15	LCH	RB75#0	RB75#0	64QAM	19.50	21.80	33	PASS
				RB1#0	RB0#0	64QAM	21.88	24.18	33	PASS
				RB16#0	RB0#0	64QAM	21.90	24.20	33	PASS
				RB75#0	RB0#0	64QAM	21.86	24.16	33	PASS
			MCH	RB75#0	RB75#0	64QAM	19.51	21.81	33	PASS
				RB1#0	RB0#0	64QAM	21.98	24.28	33	PASS
				RB16#0	RB0#0	64QAM	22.04	24.34	33	PASS
				RB75#0	RB0#0	64QAM	22.03	24.33	33	PASS
			HCH	RB75#0	RB75#0	64QAM	19.27	21.57	33	PASS
				RB1#0	RB0#0	64QAM	21.75	24.05	33	PASS
				RB16#0	RB0#0	64QAM	21.73	24.03	33	PASS
				RB75#0	RB0#0	64QAM	21.69	23.99	33	PASS

2. APPENDIX B - PEAK-TO-AVERAGE RATIO

2.1 TEST RESULTS

Peak-to-Average Ratio									
Test Band	Test Mode	Test Bandwidth (MHz)	Test Channel	PCC_RB	SCC_RB	Modulation	Measured [dB]	Limit [dB]	Verdict
CA_7C	TM1	20+20	LCH	RB100#0	RB100#0	QPSK	5.01	13	PASS
				RB1#0	RB0#0	QPSK	4.14	13	PASS
				RB18#0	RB0#0	QPSK	4.40	13	PASS
				RB100#0	RB0#0	QPSK	4.43	13	PASS
			MCH	RB100#0	RB100#0	QPSK	4.19	13	PASS
				RB1#0	RB0#0	QPSK	4.14	13	PASS
				RB18#0	RB0#0	QPSK	4.31	13	PASS
				RB100#0	RB0#0	QPSK	4.92	13	PASS
			HCH	RB100#0	RB100#0	QPSK	5.39	13	PASS
				RB1#0	RB0#0	QPSK	4.67	13	PASS
				RB18#0	RB0#0	QPSK	4.53	13	PASS
				RB100#0	RB0#0	QPSK	4.26	13	PASS
		15+15	LCH	RB75#0	RB75#0	QPSK	4.90	13	PASS
				RB1#0	RB0#0	QPSK	4.04	13	PASS
				RB16#0	RB0#0	QPSK	4.34	13	PASS
				RB75#0	RB0#0	QPSK	4.32	13	PASS
			MCH	RB75#0	RB75#0	QPSK	5.09	13	PASS
				RB1#0	RB0#0	QPSK	4.26	13	PASS
				RB16#0	RB0#0	QPSK	4.23	13	PASS
				RB75#0	RB0#0	QPSK	4.23	13	PASS
HCH	RB75#0		RB75#0	QPSK	5.04	13	PASS		
	RB1#0		RB0#0	QPSK	4.72	13	PASS		
	RB16#0		RB0#0	QPSK	4.71	13	PASS		
	RB75#0		RB0#0	QPSK	4.70	13	PASS		

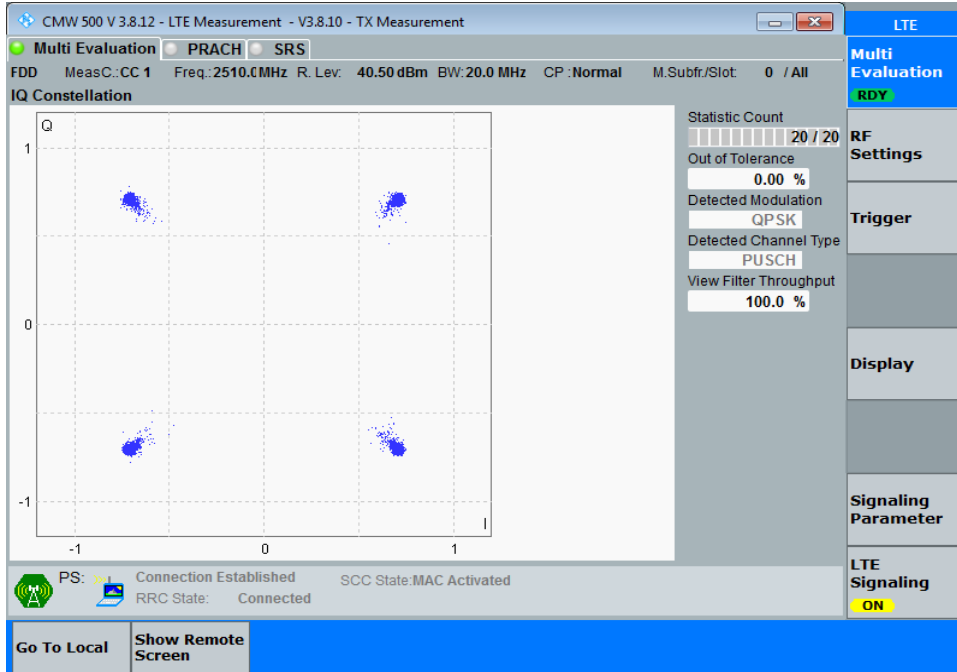
Peak-to-Average Ratio									
Test Band	Test Mode	Test Bandwidth (MHz)	Test Channel	PCC_RB	SCC_RB	Modulation	Measured [dB]	Limit [dB]	Verdict
CA_7C	TM2	20+20	LCH	RB100#0	RB100#0	16QAM	5.01	13	PASS
				RB1#0	RB0#0	16QAM	4.12	13	PASS
				RB18#0	RB0#0	16QAM	4.43	13	PASS
				RB100#0	RB0#0	16QAM	4.41	13	PASS
			MCH	RB100#0	RB100#0	16QAM	4.79	13	PASS
				RB1#0	RB0#0	16QAM	4.32	13	PASS
				RB18#0	RB0#0	16QAM	4.38	13	PASS
				RB100#0	RB0#0	16QAM	4.84	13	PASS
			HCH	RB100#0	RB100#0	16QAM	5.21	13	PASS
				RB1#0	RB0#0	16QAM	4.33	13	PASS
				RB18#0	RB0#0	16QAM	4.54	13	PASS
				RB100#0	RB0#0	16QAM	4.67	13	PASS
		15+15	LCH	RB75#0	RB75#0	16QAM	4.89	13	PASS
				RB1#0	RB0#0	16QAM	4.02	13	PASS
				RB16#0	RB0#0	16QAM	4.32	13	PASS
				RB75#0	RB0#0	16QAM	4.34	13	PASS
			MCH	RB75#0	RB75#0	16QAM	5.09	13	PASS
				RB1#0	RB0#0	16QAM	4.24	13	PASS
				RB16#0	RB0#0	16QAM	4.24	13	PASS
				RB75#0	RB0#0	16QAM	4.24	13	PASS
			HCH	RB75#0	RB75#0	16QAM	5.04	13	PASS
				RB1#0	RB0#0	16QAM	4.70	13	PASS
				RB16#0	RB0#0	16QAM	4.71	13	PASS
				RB75#0	RB0#0	16QAM	4.71	13	PASS

Peak-to-Average Ratio									
Test Band	Test Mode	Test Bandwidth (MHz)	Test Channel	PCC_RB	SCC_RB	Modulation	Measured [dB]	Limit [dB]	Verdict
CA_7C	TM3	20+20	LCH	RB100#0	RB100#0	64QAM	5.02	13	PASS
				RB1#0	RB0#0	64QAM	4.10	13	PASS
				RB18#0	RB0#0	64QAM	4.42	13	PASS
				RB100#0	RB0#0	64QAM	4.40	13	PASS
			MCH	RB100#0	RB100#0	64QAM	4.42	13	PASS
				RB1#0	RB0#0	64QAM	4.63	13	PASS
				RB18#0	RB0#0	64QAM	4.44	13	PASS
				RB100#0	RB0#0	64QAM	4.41	13	PASS
			HCH	RB100#0	RB100#0	64QAM	4.92	13	PASS
				RB1#0	RB0#0	64QAM	4.51	13	PASS
				RB18#0	RB0#0	64QAM	4.63	13	PASS
				RB100#0	RB0#0	64QAM	4.78	13	PASS
		15+15	LCH	RB75#0	RB75#0	64QAM	4.92	13	PASS
				RB1#0	RB0#0	64QAM	4.33	13	PASS
				RB16#0	RB0#0	64QAM	4.34	13	PASS
				RB75#0	RB0#0	64QAM	4.31	13	PASS
			MCH	RB75#0	RB75#0	64QAM	4.97	13	PASS
				RB1#0	RB0#0	64QAM	4.22	13	PASS
				RB16#0	RB0#0	64QAM	4.24	13	PASS
				RB75#0	RB0#0	64QAM	4.24	13	PASS
			HCH	RB75#0	RB75#0	64QAM	5.04	13	PASS
				RB1#0	RB0#0	64QAM	4.71	13	PASS
				RB16#0	RB0#0	64QAM	4.71	13	PASS
				RB75#0	RB0#0	64QAM	4.69	13	PASS

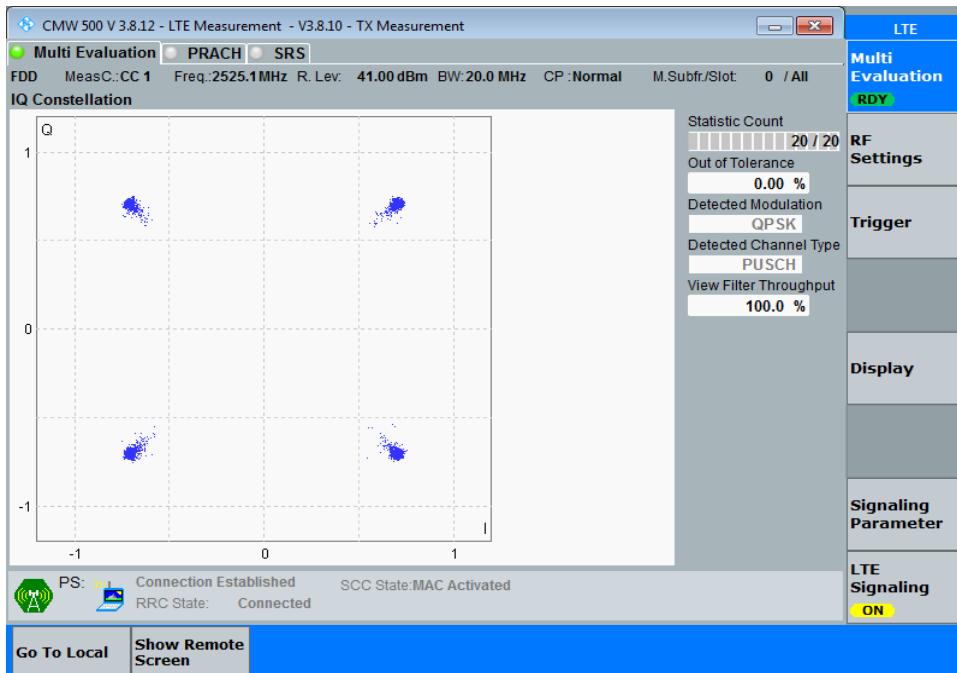
3. APPENDIX C - MODULATION CHARACTERISTICS

3.1 TEST PLOTS

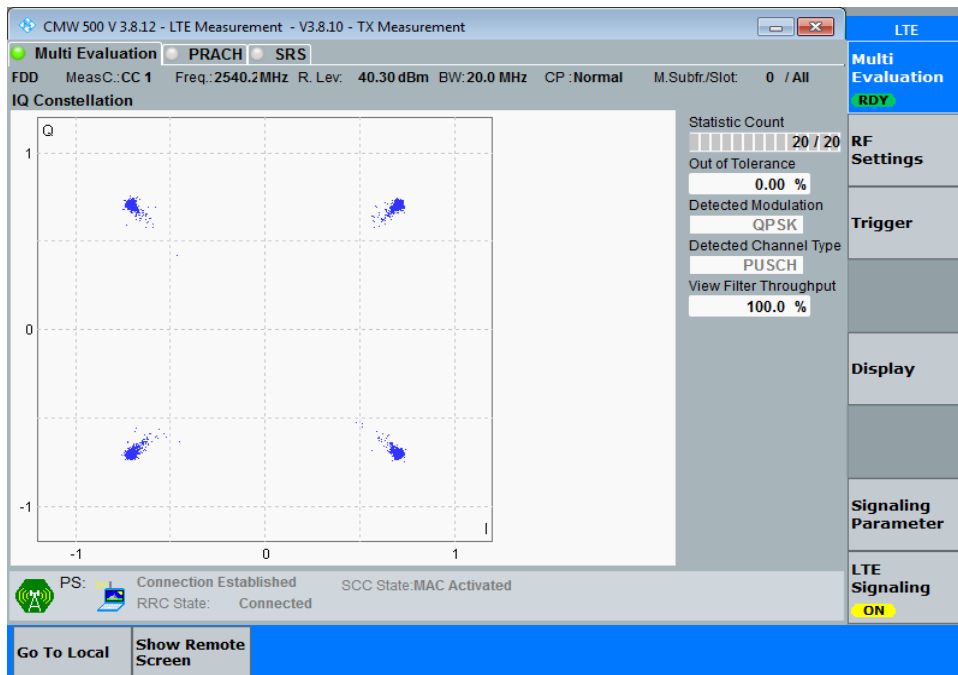
3.1.1 CA_7C_TM1_LCH_20MHZ_20MHZ_PCCRB100#0_SCCRB100#0



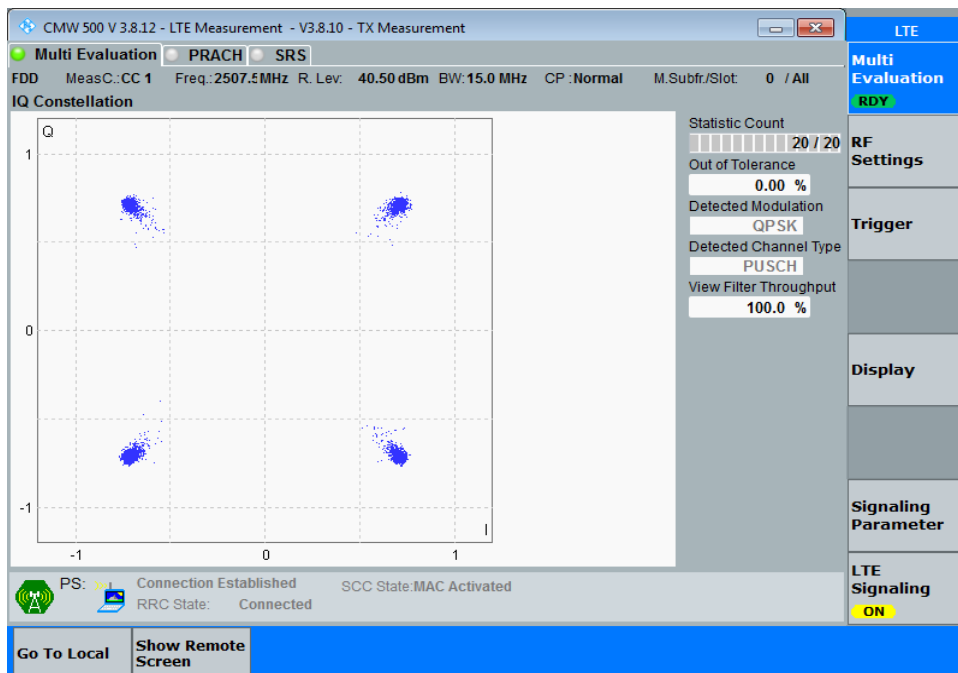
3.1.2 CA_7C_TM1_MCH_20MHZ_20MHZ_PCCRB100#0_SCCRB100#0



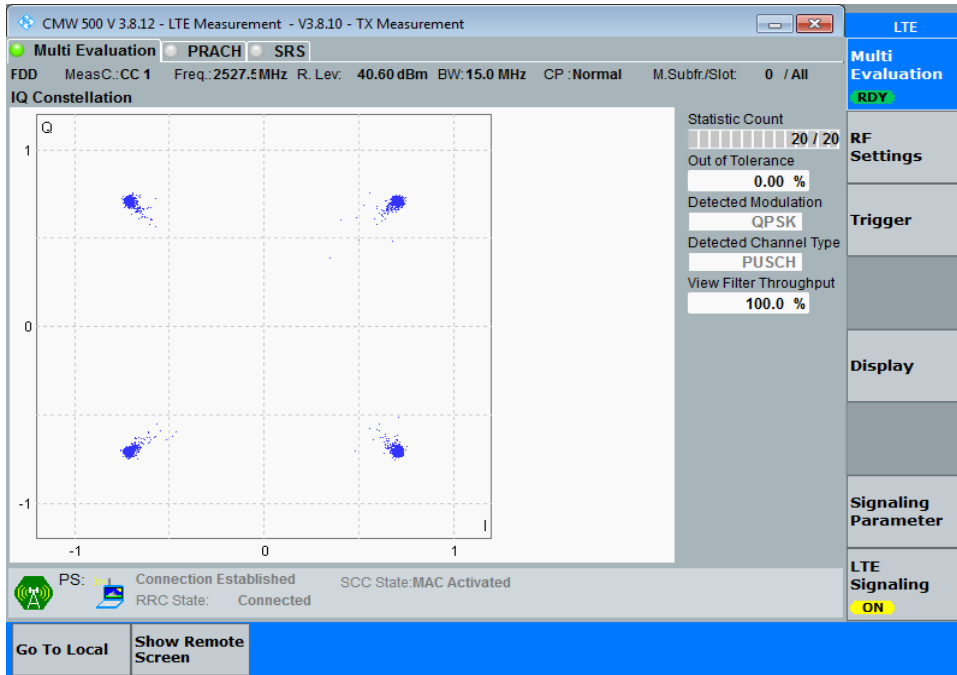
3.1.3 CA_7C_TM1_HCH_20MHZ_20MHZ_PCCRB100#0_SCCRB100#0



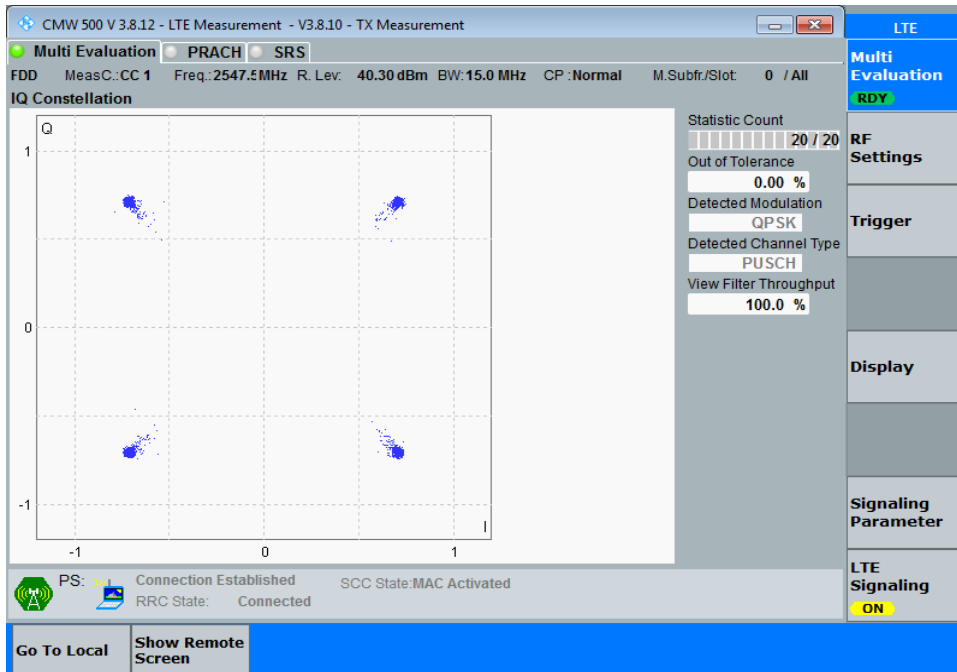
3.1.4 CA_7C_TM1_LCH_15MHZ_15MHZ_PCCRB75#0_SCCRB75#0



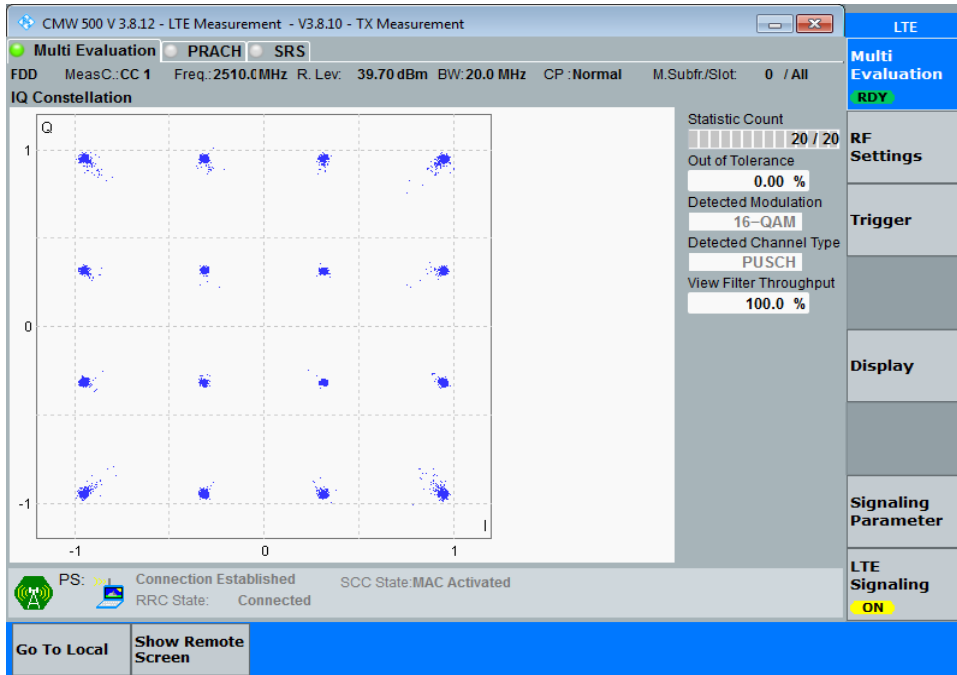
3.1.5 CA_7C_TM1_MCH_15MHZ_15MHZ_PCCRB75#0_SCCRB75#0



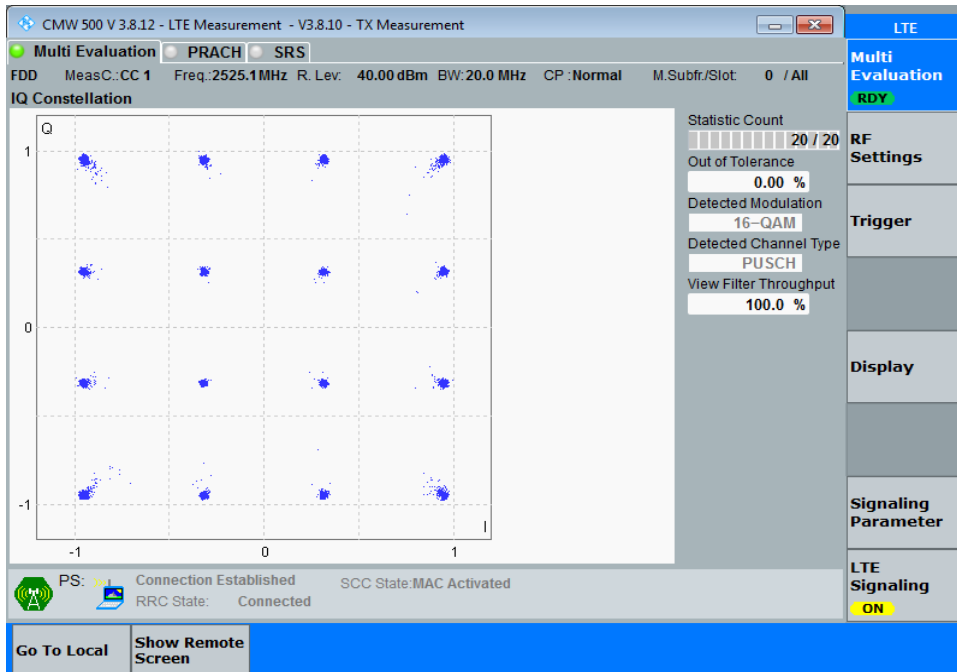
3.1.6 CA_7C_TM1_HCH_15MHZ_15MHZ_PCCRB75#0_SCCRB75#0



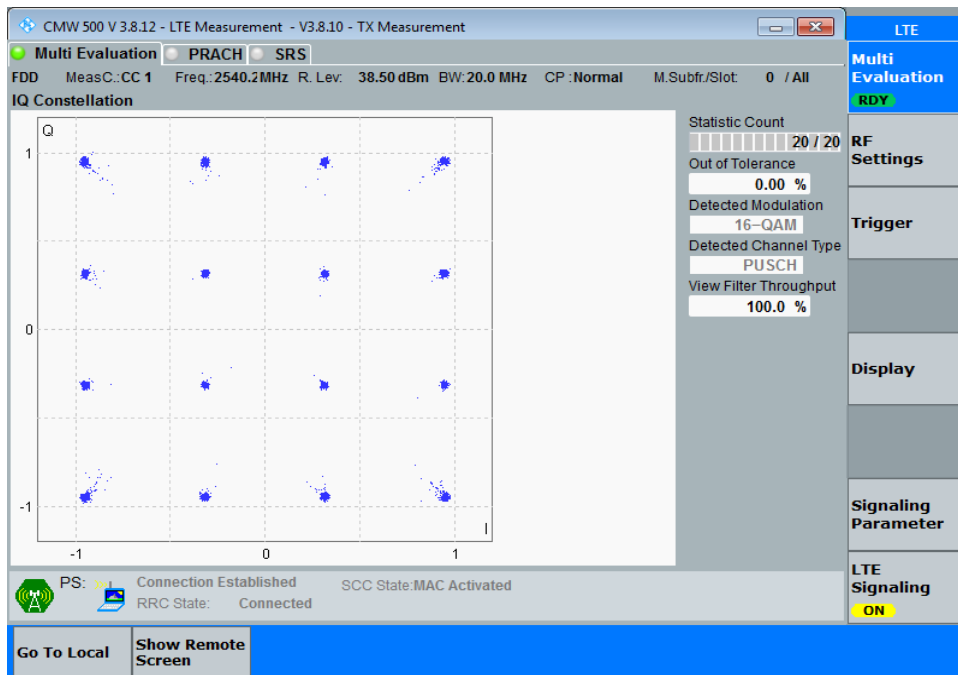
3.1.7 CA_7C_TM2_LCH_20MHZ_20MHZ_PCCRB100#0_SCCRB100#0



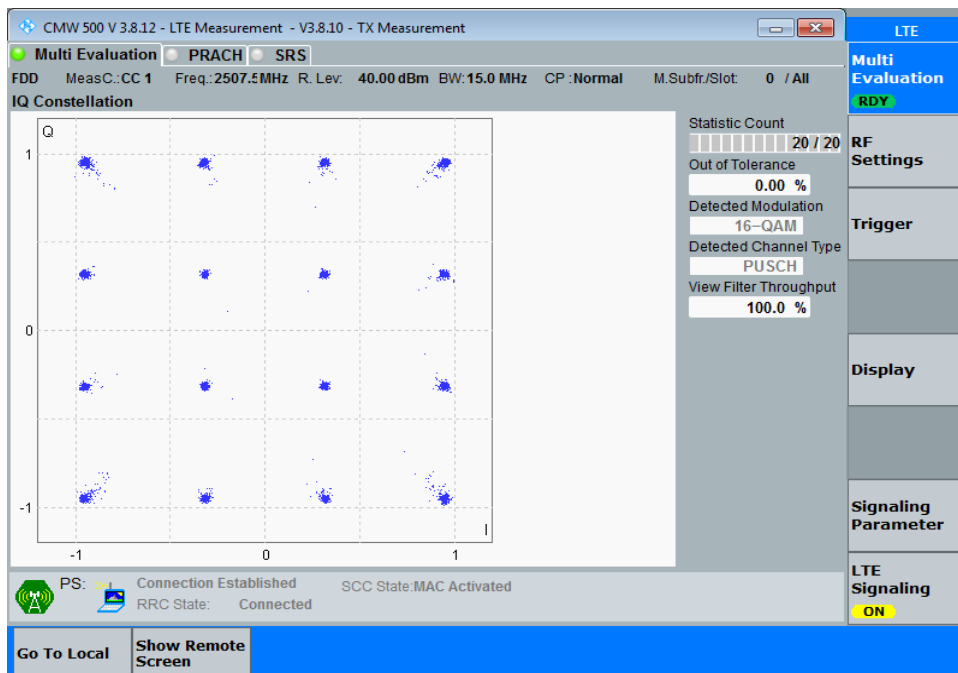
3.1.8 CA_7C_TM2_MCH_20MHZ_20MHZ_PCCRB100#0_SCCRB100#0



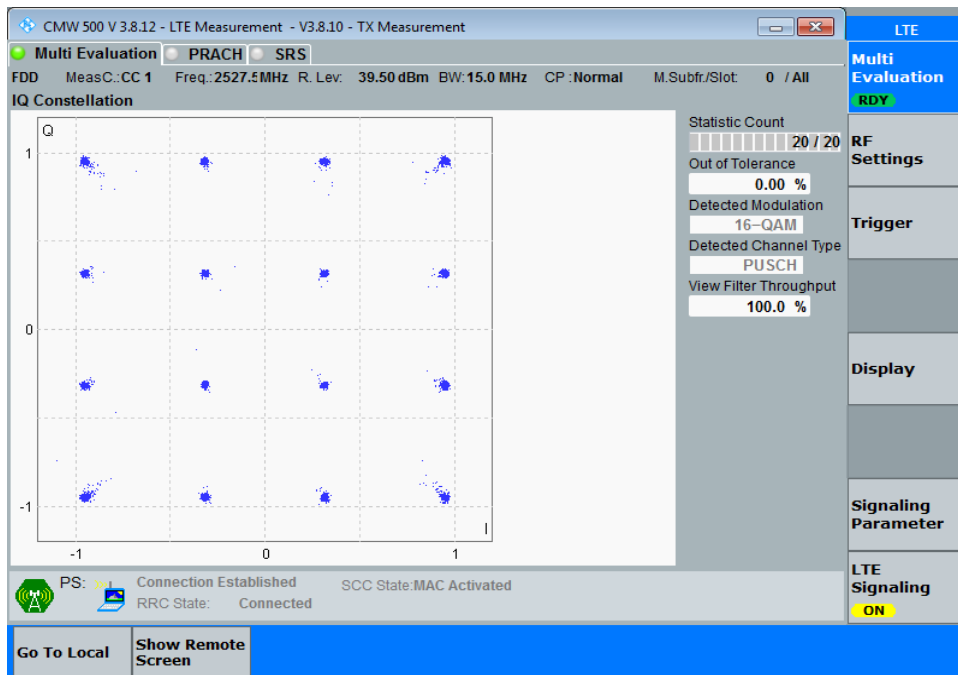
3.1.9 CA_7C_TM2_HCH_20MHZ_20MHZ_PCCRB100#0_SCCRB100#0



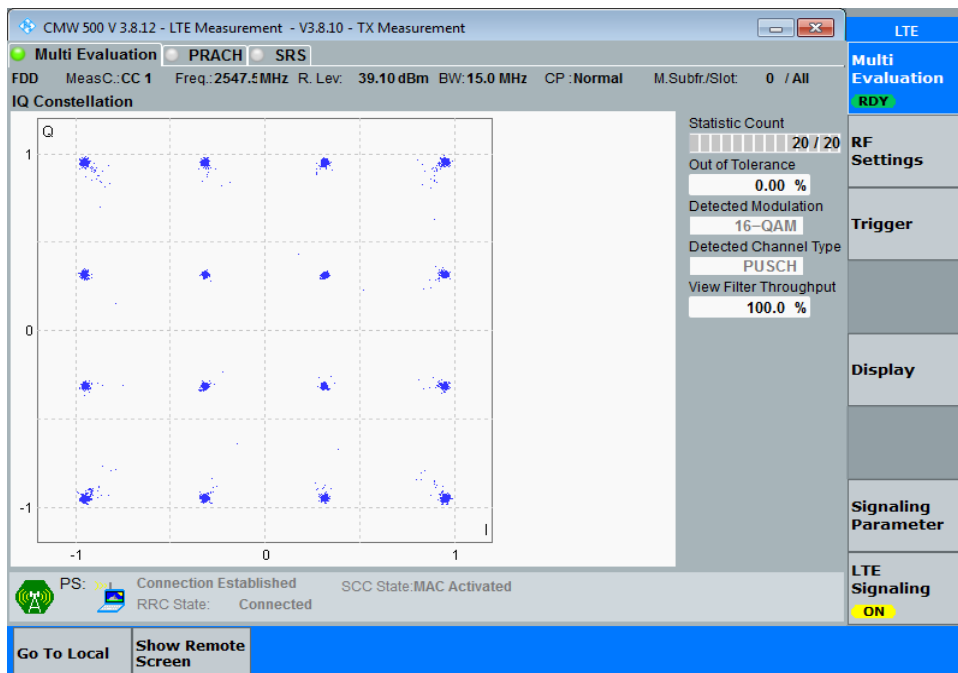
3.1.10 CA_7C_TM2_LCH_15MHZ_15MHZ_PCCRB75#0_SCCRB75#0



3.1.11 CA_7C_TM2_MCH_15MHZ_15MHZ_PCCRB75#0_SCCRB75#0



3.1.12 CA_7C_TM2_HCH_15MHZ_15MHZ_PCCRB75#0_SCCRB75#0



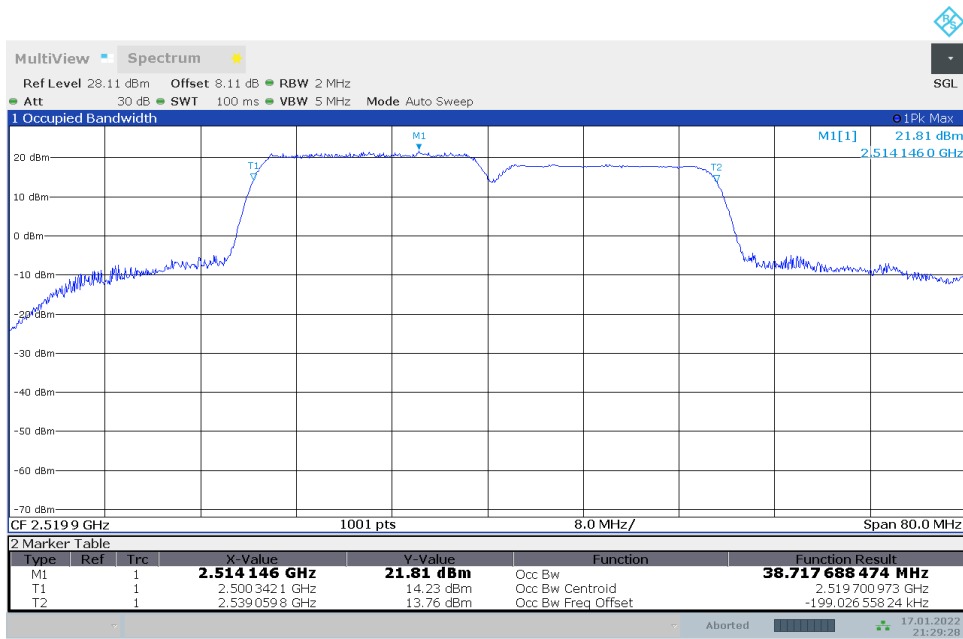
4. APPENDIX D - OCCUPIED BANDWIDTH

4.1 TEST RESULTS

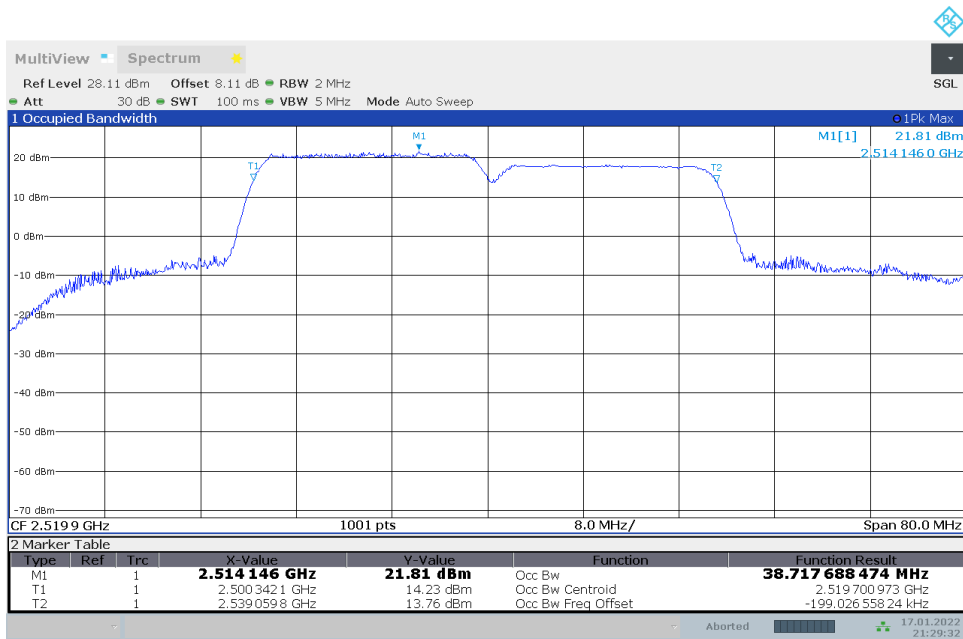
Occupied Bandwidth									
Test Band	Test Mode	Test Bandwidth (MHz)	Test Channel	PCC_RB	SCC_RB	Modulation	Occupied Bandwidth [MHz]	Emission Bandwidth [MHz]	Verdict
CA_7C	TM1	20+20	LCH	RB100#0	RB100#0	QPSK	38.72	42.68	PASS
			MCH	RB100#0	RB100#0	QPSK	38.91	42.68	PASS
			HCH	RB100#0	RB100#0	QPSK	38.83	42.52	PASS
		15+15	LCH	RB75#0	RB75#0	QPSK	28.76	30.93	PASS
			MCH	RB75#0	RB75#0	QPSK	28.66	30.81	PASS
			HCH	RB75#0	RB75#0	QPSK	28.66	30.87	PASS
	TM2	20+20	LCH	RB100#0	RB100#0	16QAM	38.67	42.28	PASS
			MCH	RB100#0	RB100#0	16QAM	38.51	42.36	PASS
			HCH	RB100#0	RB100#0	16QAM	38.59	42.28	PASS
		15+15	LCH	RB75#0	RB75#0	16QAM	28.66	30.81	PASS
			MCH	RB75#0	RB75#0	16QAM	28.65	30.87	PASS
			HCH	RB75#0	RB75#0	16QAM	28.65	30.87	PASS
	TM3	20+20	LCH	RB100#0	RB100#0	64QAM	38.65	42.36	PASS
			MCH	RB100#0	RB100#0	64QAM	38.53	42.28	PASS
			HCH	RB100#0	RB100#0	64QAM	38.59	42.28	PASS
		15+15	LCH	RB75#0	RB75#0	64QAM	28.68	30.81	PASS
			MCH	RB75#0	RB75#0	64QAM	28.66	30.87	PASS
			HCH	RB75#0	RB75#0	64QAM	28.64	30.87	PASS

4.2 TEST PLOTS

4.2.1 CA_7C_TM1_LCH_20MHZ_20MHZ_PCCRB100#0_SCCRB100#0

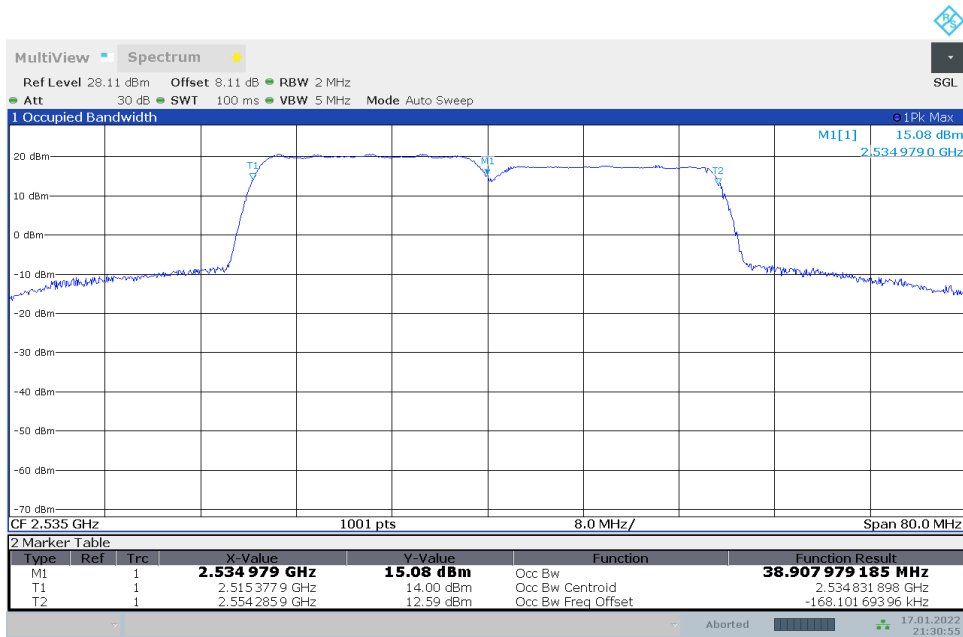


21:29:29 17.01.2022

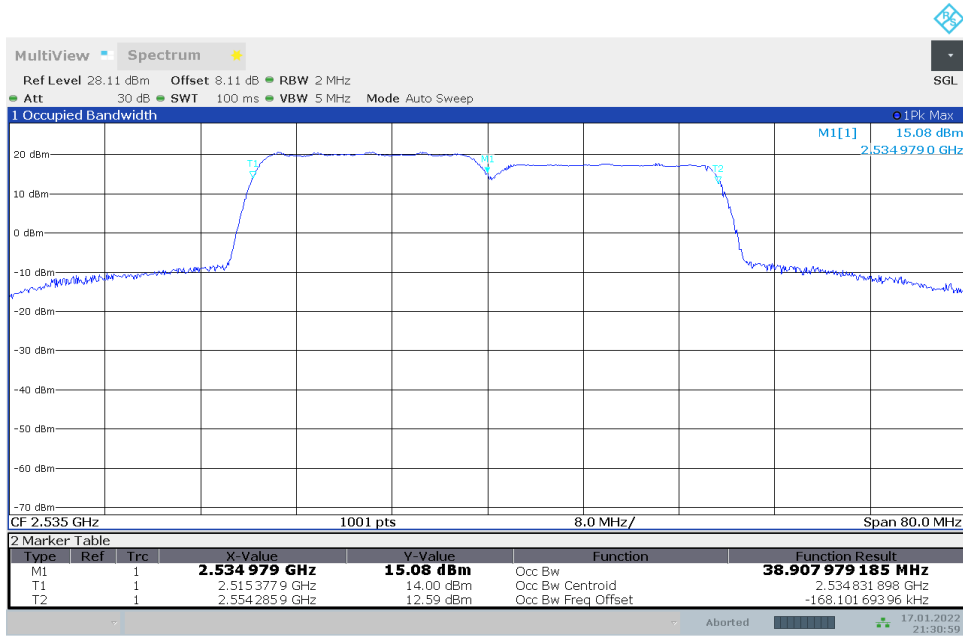


21:29:33 17.01.2022

4.2.2 CA_7C_TM1_MCH_20MHZ_20MHZ_PCCRB100#0_SCCRB100#0

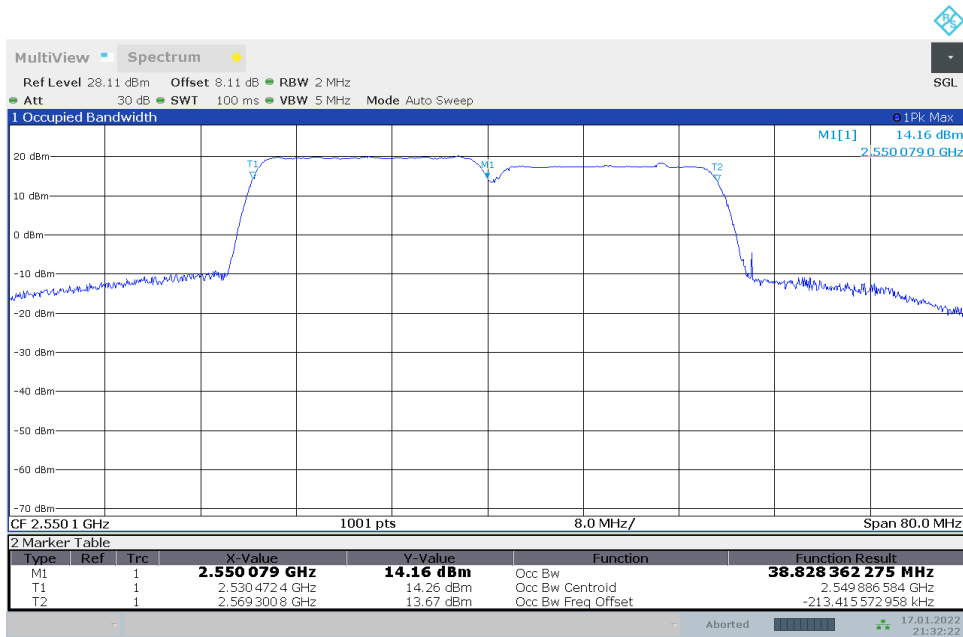


21:30:56 17.01.2022

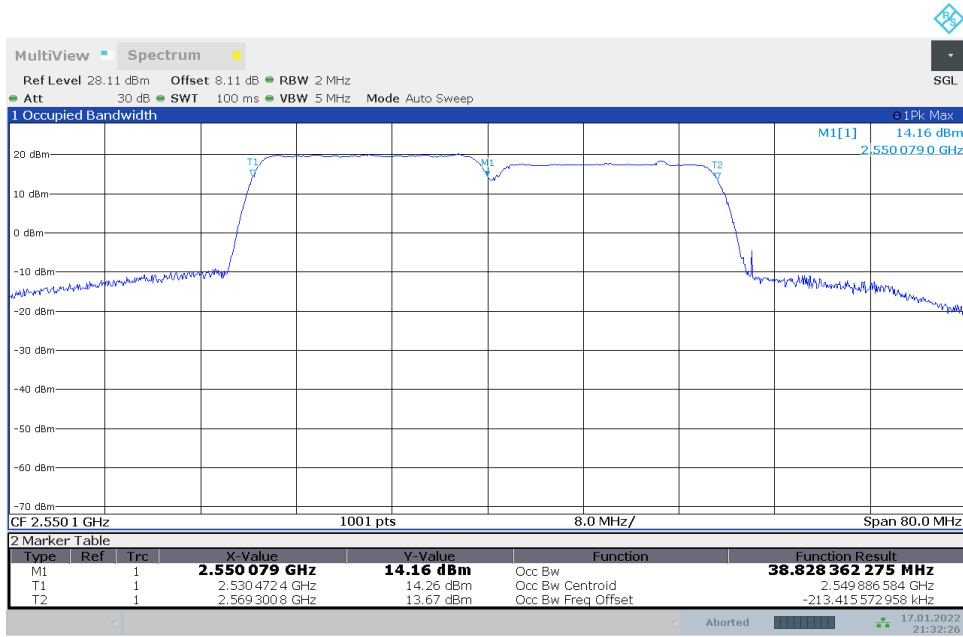


21:31:00 17.01.2022

4.2.3 CA_7C_TM1_HCH_20MHZ_20MHZ_PCCRB100#0_SCCRB100#0

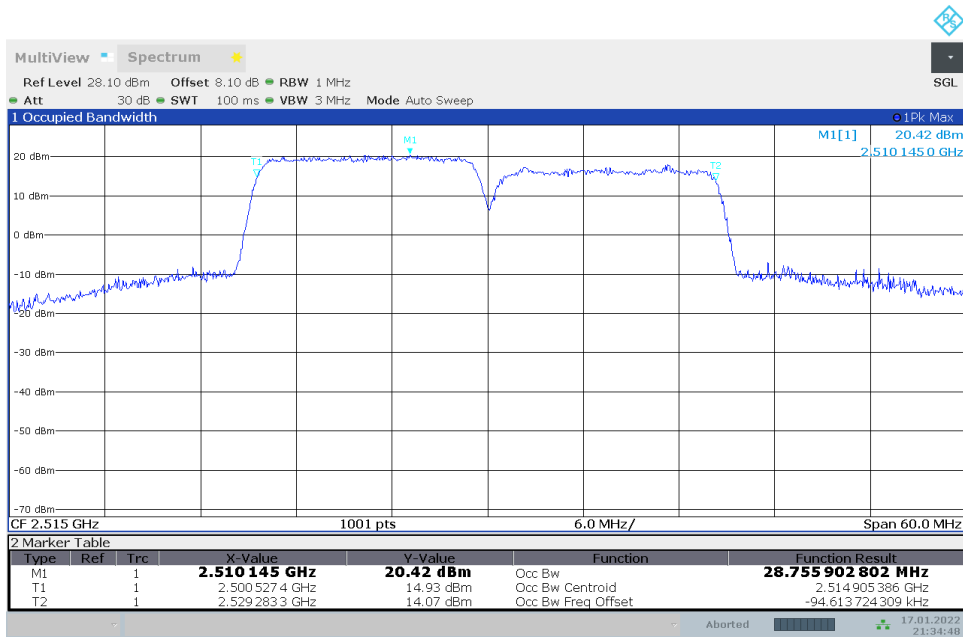


21:32:22 17.01.2022

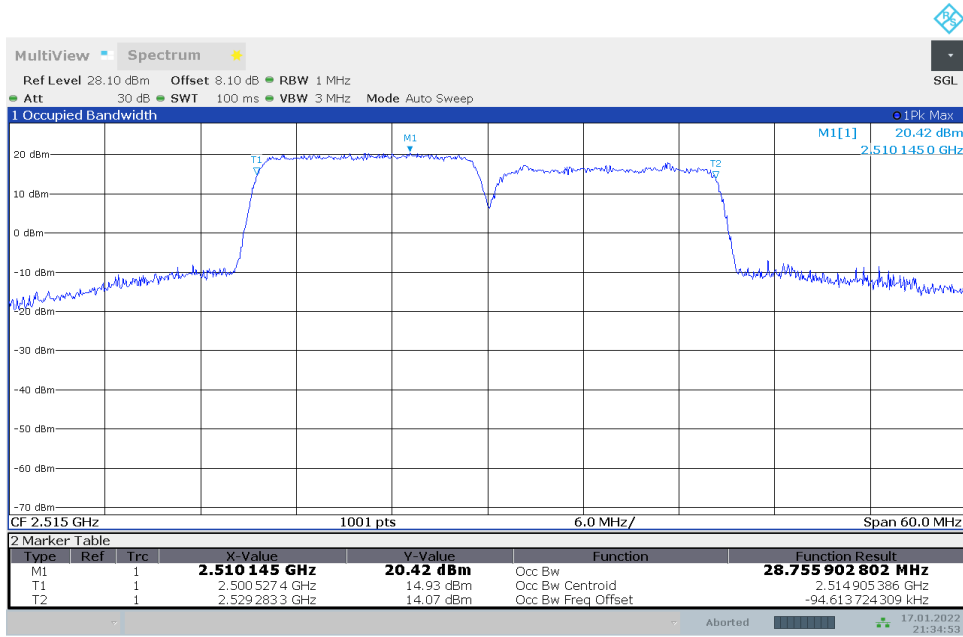


21:32:26 17.01.2022

4.2.4 CA_7C_TM1_LCH_15MHZ_15MHZ_PCCRB75#0_SCCRB75#0

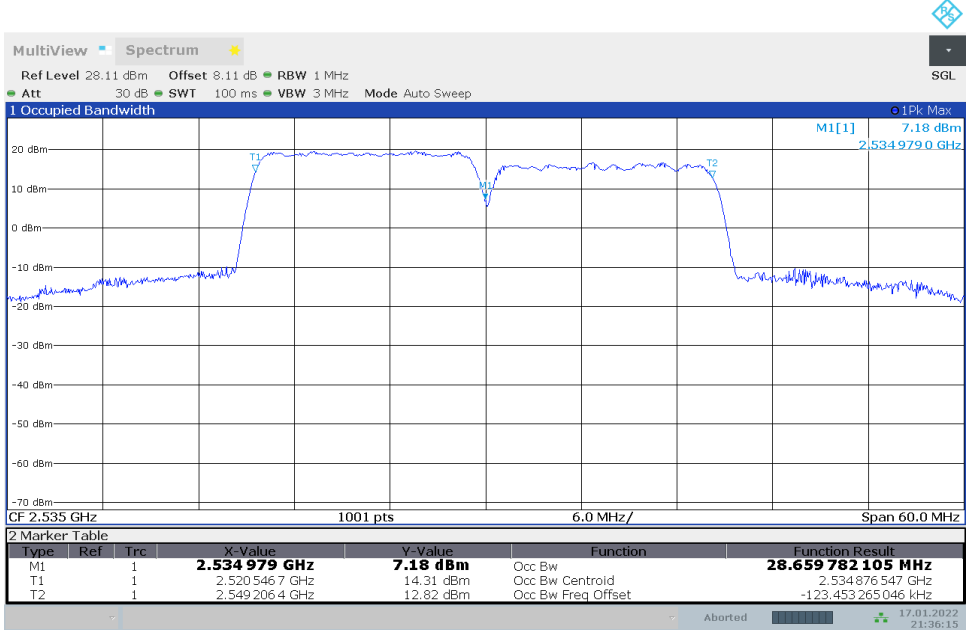


21:34:49 17.01.2022

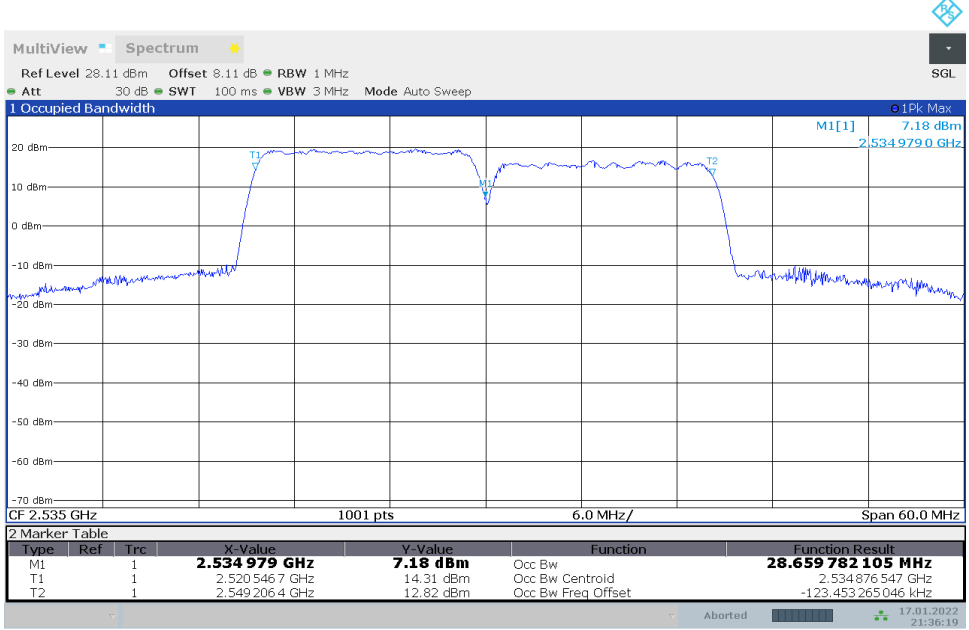


21:34:53 17.01.2022

4.2.5 CA_7C_TM1_MCH_15MHZ_15MHZ_PCCRB75#0_SCCRB75#0

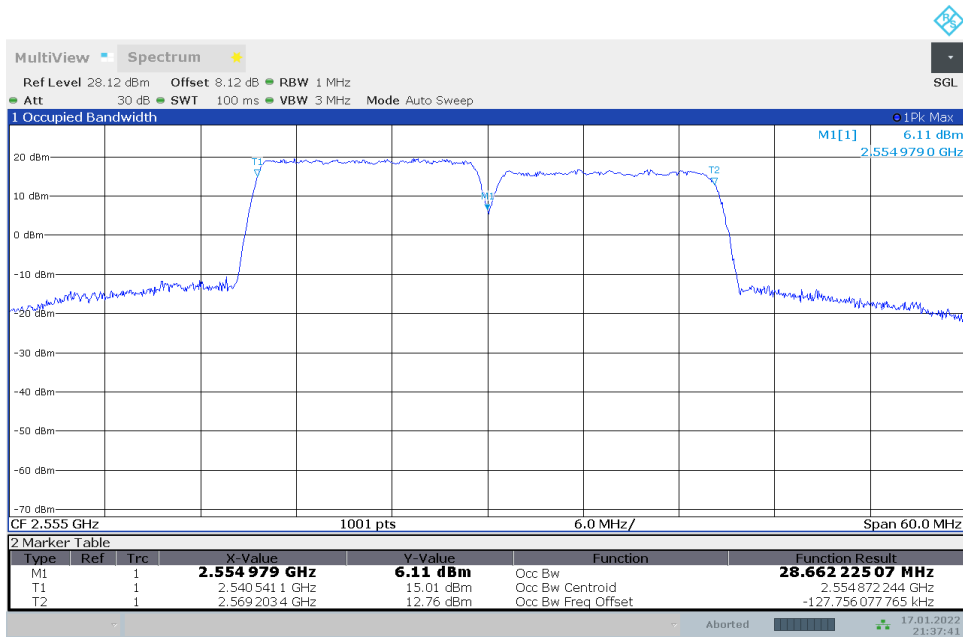


21:36:15 17.01.2022

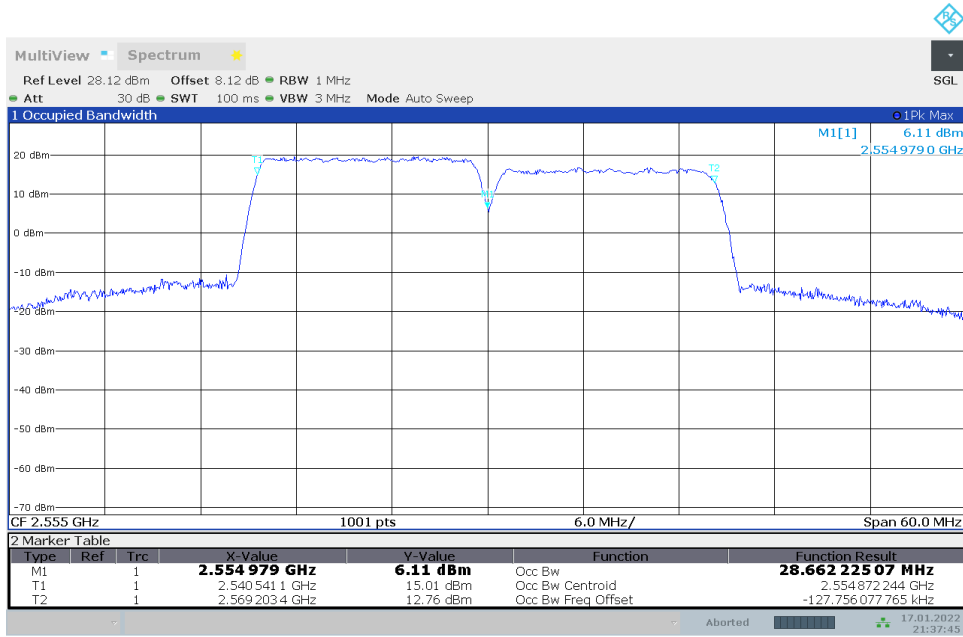


21:36:20 17.01.2022

4.2.6 CA_7C_TM1_HCH_15MHZ_15MHZ_PCCRB75#0_SCCRB75#0

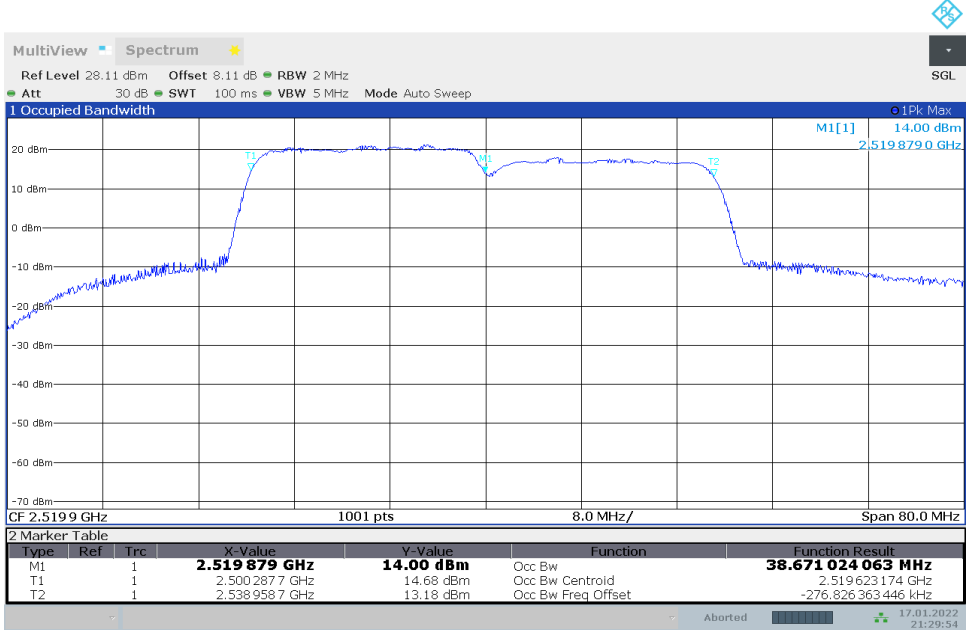


21:37:42 17.01.2022

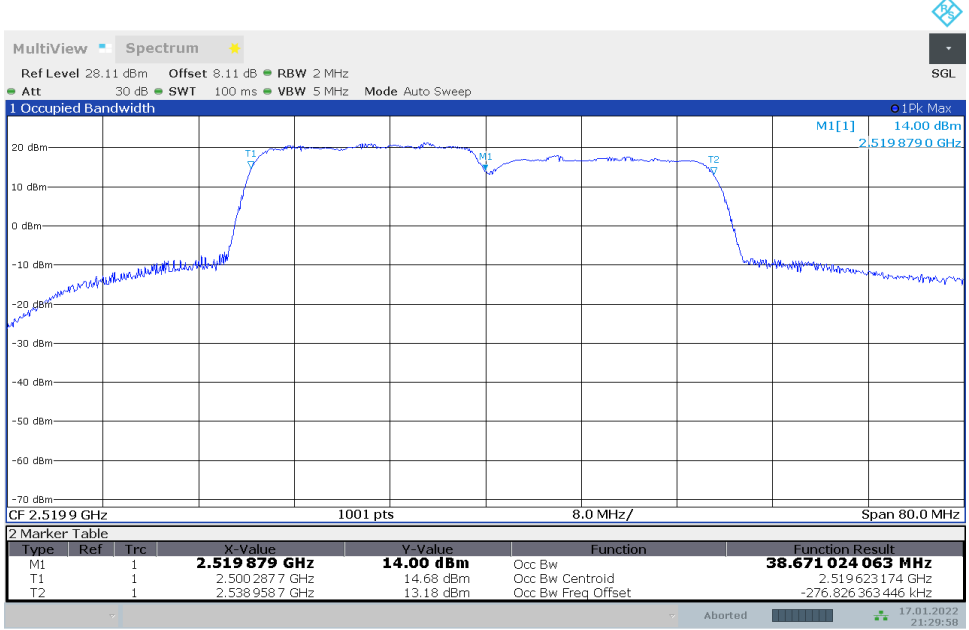


21:37:46 17.01.2022

4.2.7 CA_7C_TM2_LCH_20MHZ_20MHZ_PCCRB100#0_SCCRB100#0

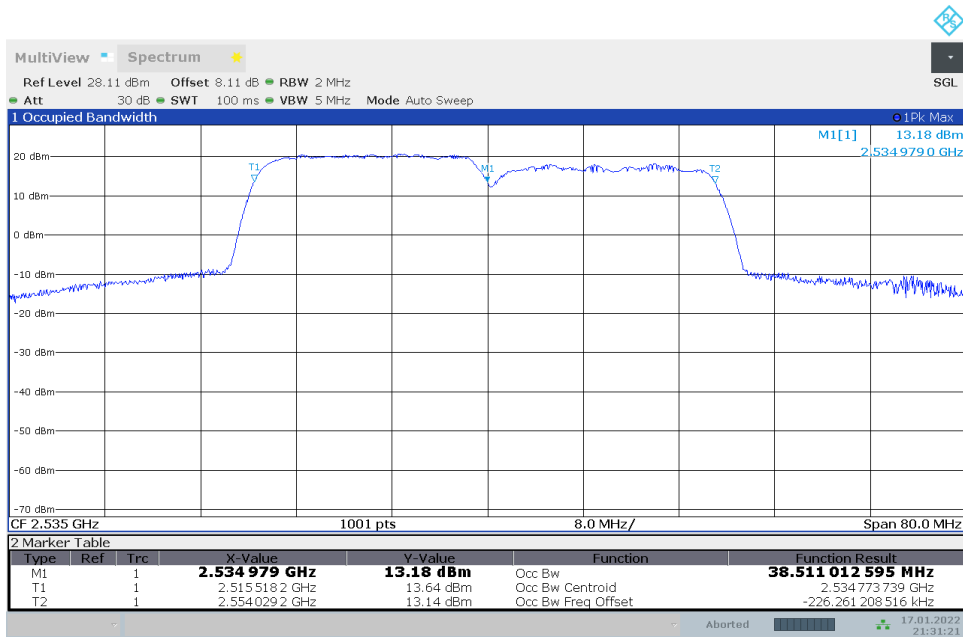


21:29:55 17.01.2022

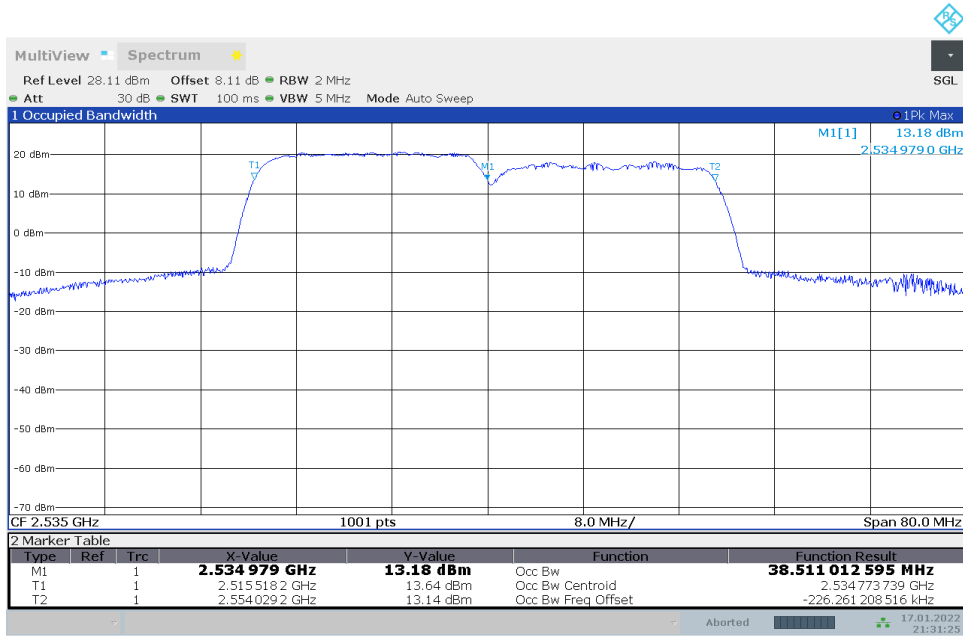


21:29:59 17.01.2022

4.2.8 CA_7C_TM2_MCH_20MHZ_20MHZ_PCCRB100#0_SCCRB100#0

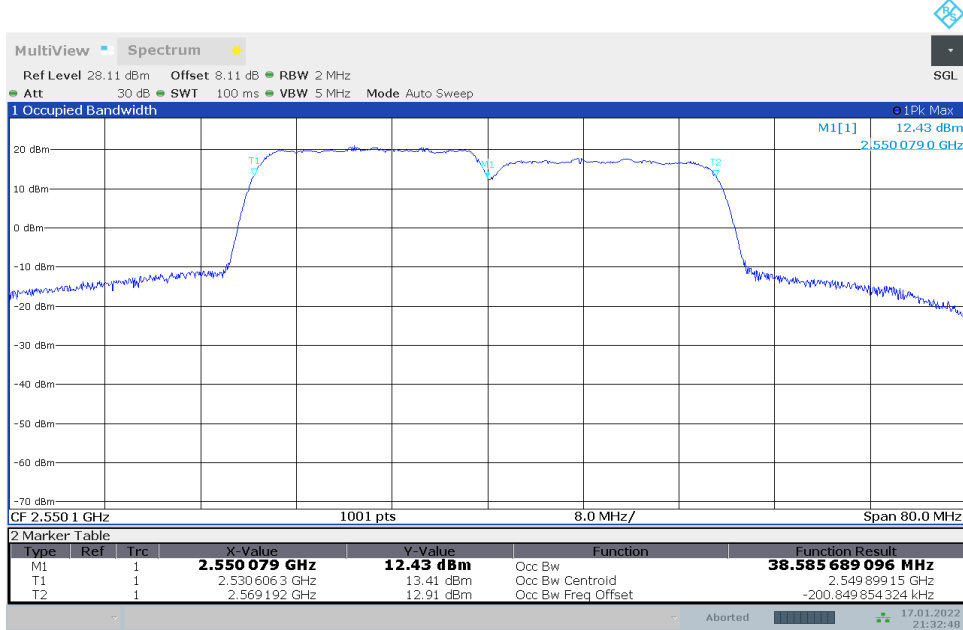


21:31:21 17.01.2022

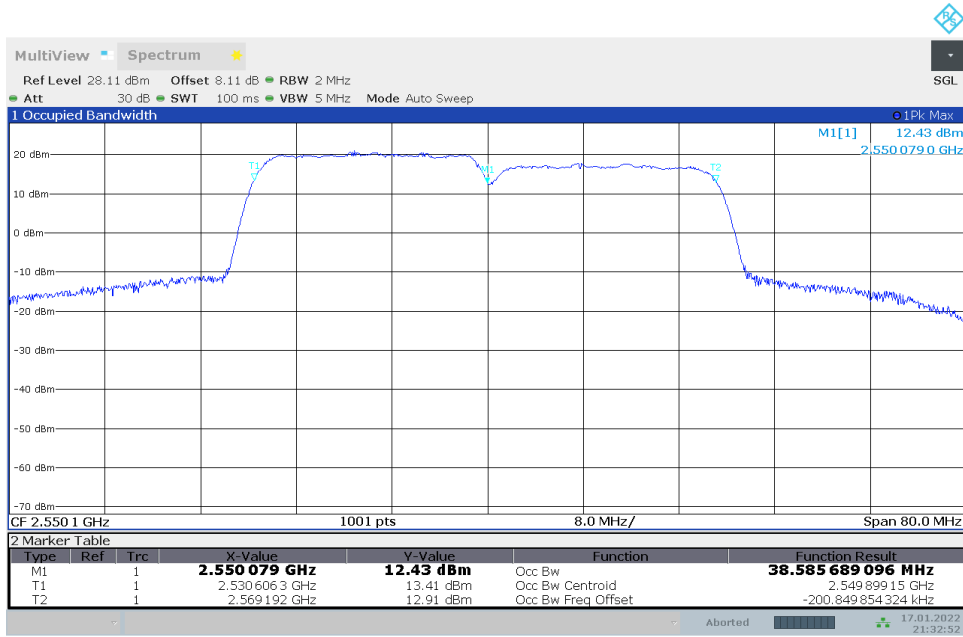


21:31:25 17.01.2022

4.2.9 CA_7C_TM2_HCH_20MHZ_20MHZ_PCCRB100#0_SCCRB100#0

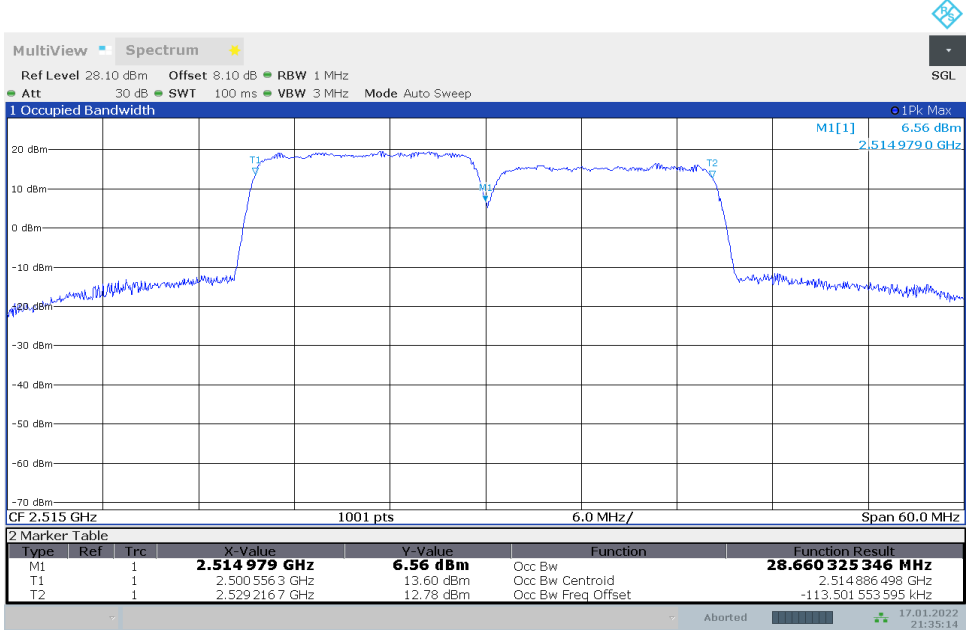


21:32:48 17.01.2022

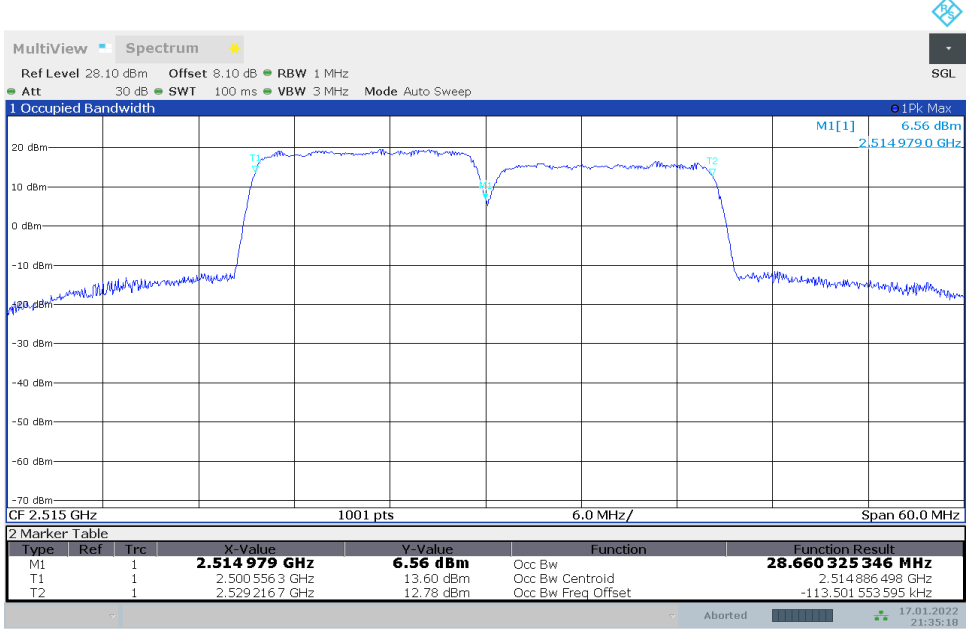


21:32:52 17.01.2022

4.2.10 CA_7C_TM2_LCH_15MHZ_15MHZ_PCCRB75#0_SCCRB75#0

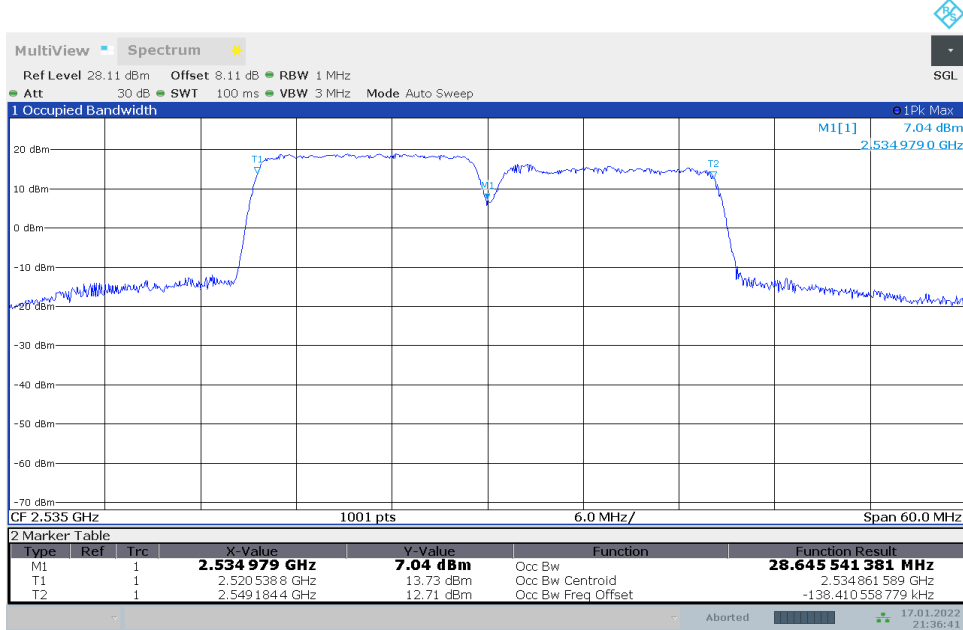


21:35:14 17.01.2022

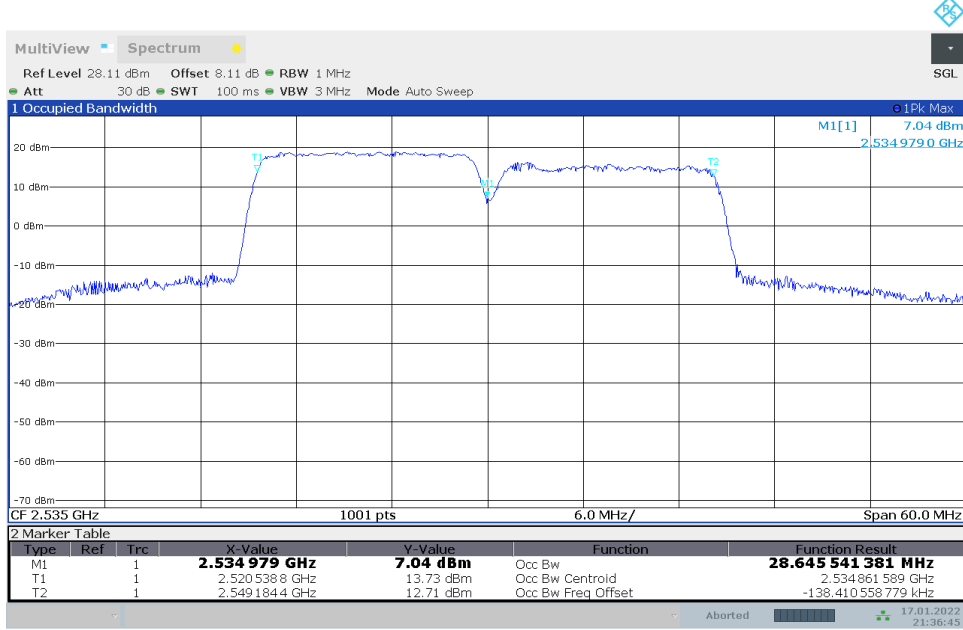


21:35:18 17.01.2022

4.2.11 CA_7C_TM2_MCH_15MHZ_15MHZ_PCCRB75#0_SCCRB75#0

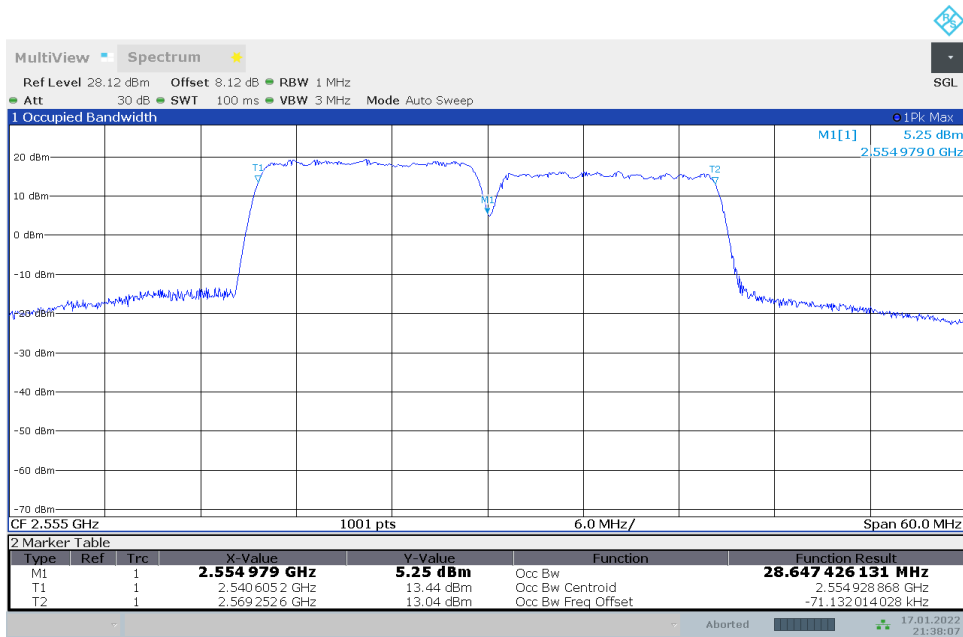


21:36:41 17.01.2022

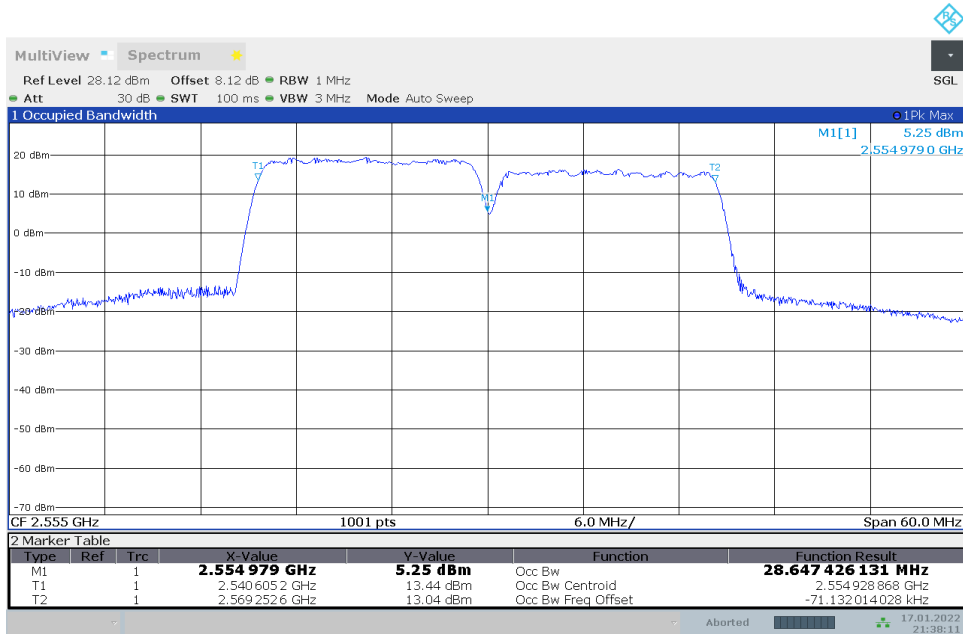


21:36:45 17.01.2022

4.2.12 CA_7C_TM2_HCH_15MHZ_15MHZ_PCCRB75#0_SCCRB75#0

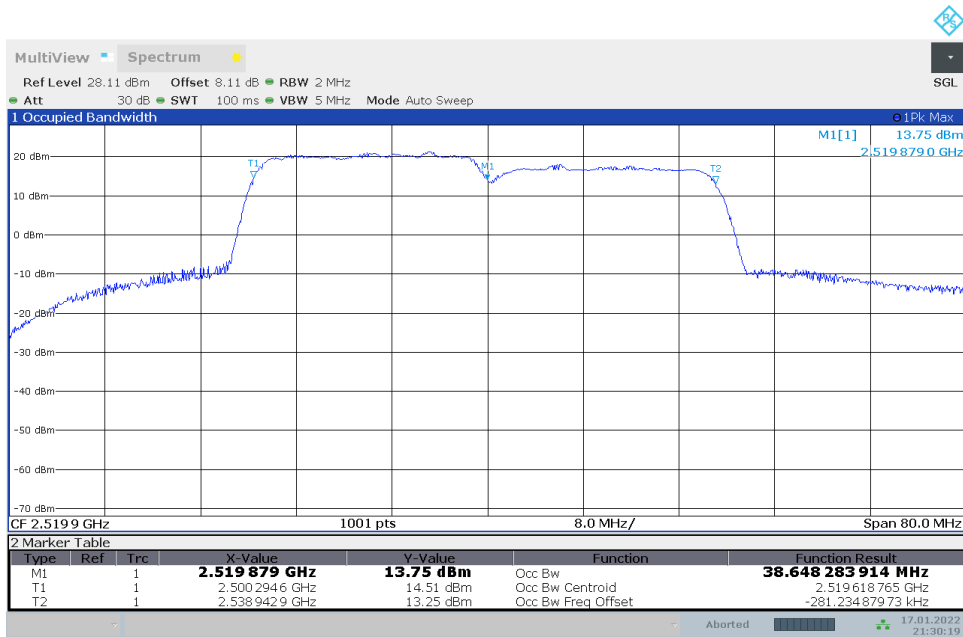


21:38:07 17.01.2022

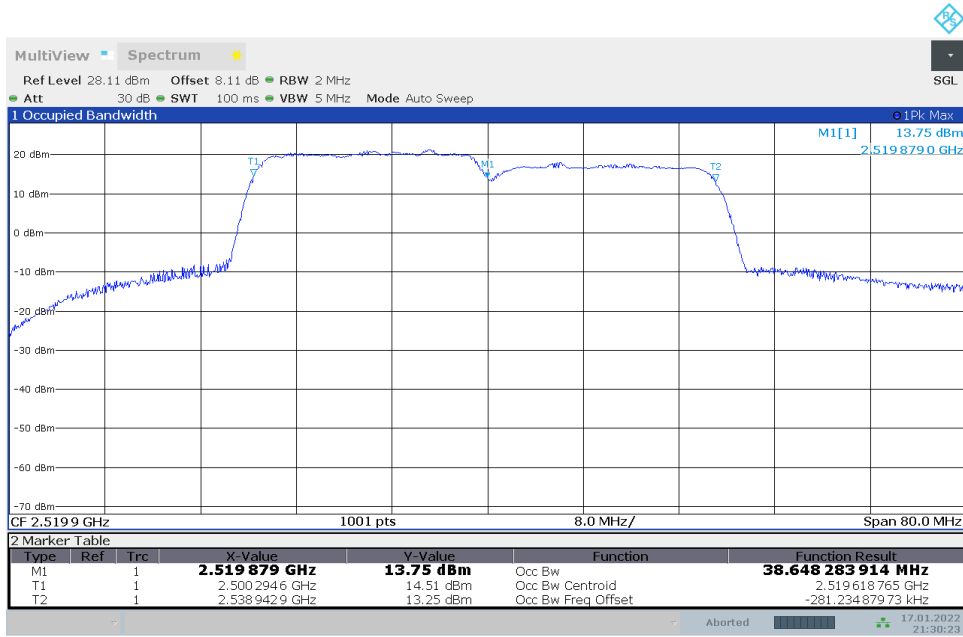


21:38:11 17.01.2022

4.2.13 CA_7C_TM3_LCH_20MHZ_20MHZ_PCCRB100#0_SCCRB100#0

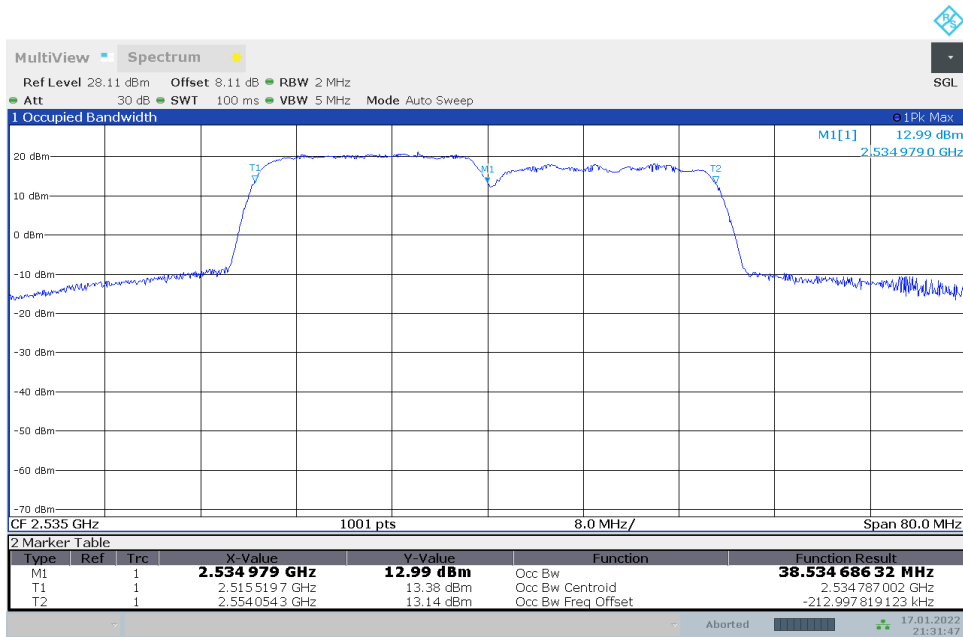


21:30:20 17.01.2022

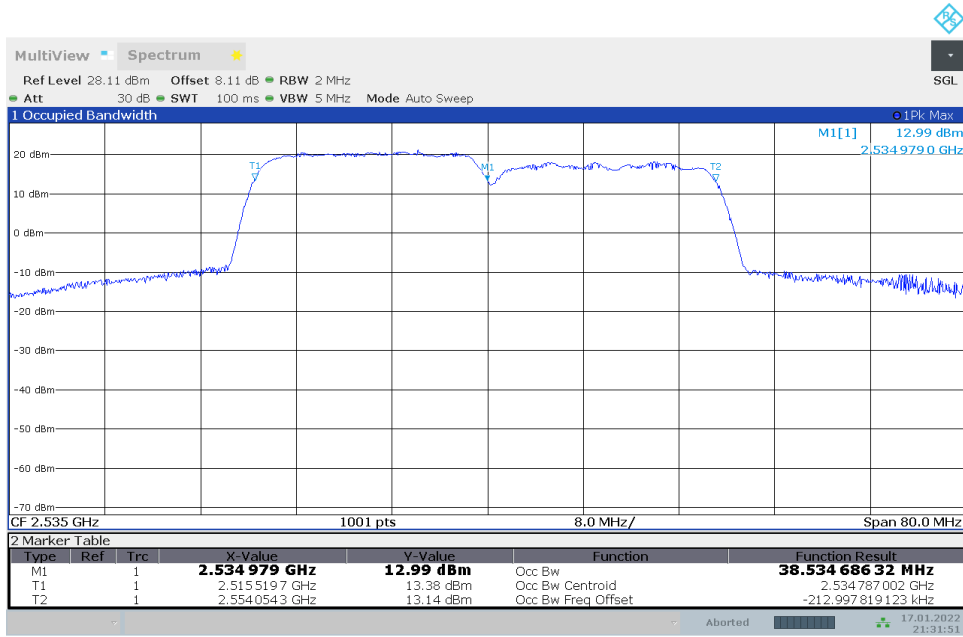


21:30:24 17.01.2022

4.2.14 CA_7C_TM3_MCH_20MHZ_20MHZ_PCCRB100#0_SCCRB100#0

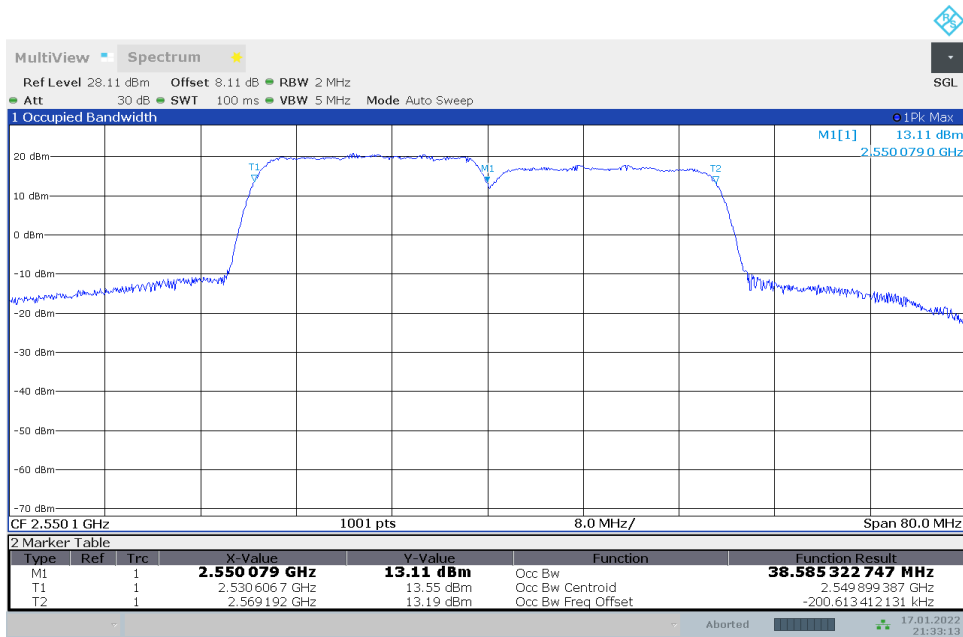


21:31:47 17.01.2022

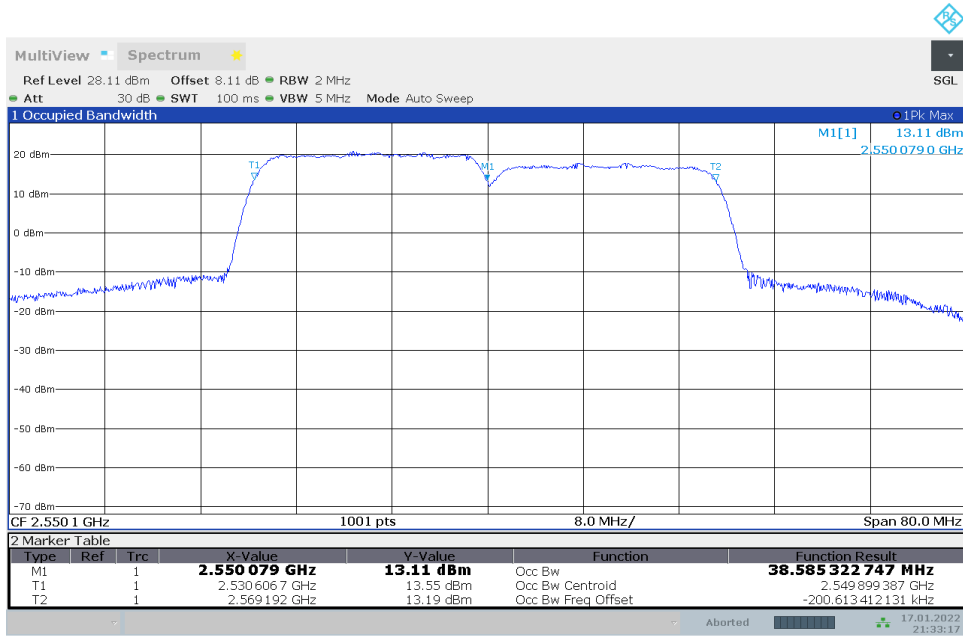


21:31:51 17.01.2022

4.2.15 CA_7C_TM3_HCH_20MHZ_20MHZ_PCCRB100#0_SCCRB100#0

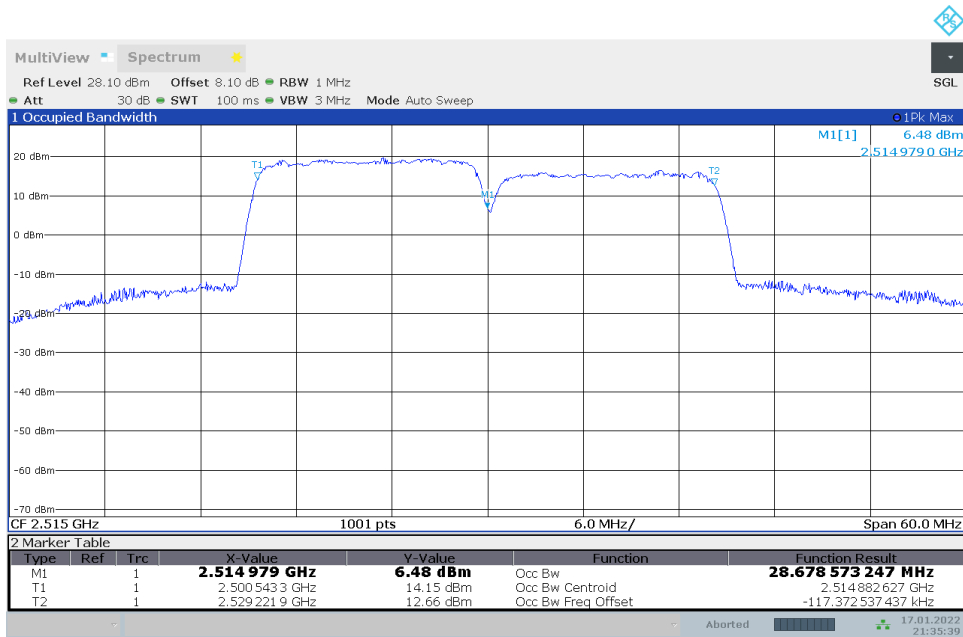


21:33:13 17.01.2022

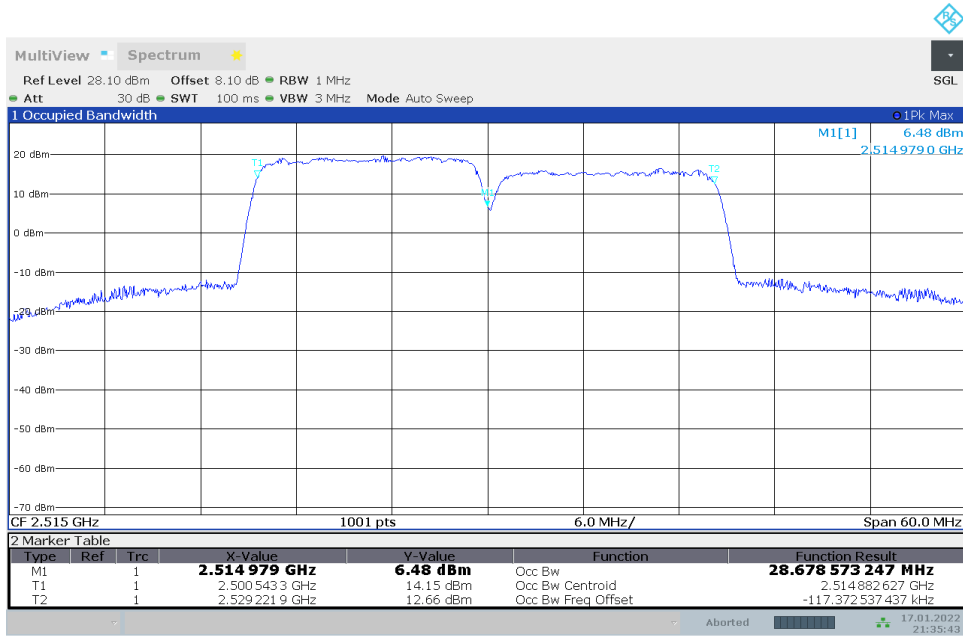


21:33:17 17.01.2022

4.2.16 CA_7C_TM3_LCH_15MHZ_15MHZ_PCCRB75#0_SCCRB75#0

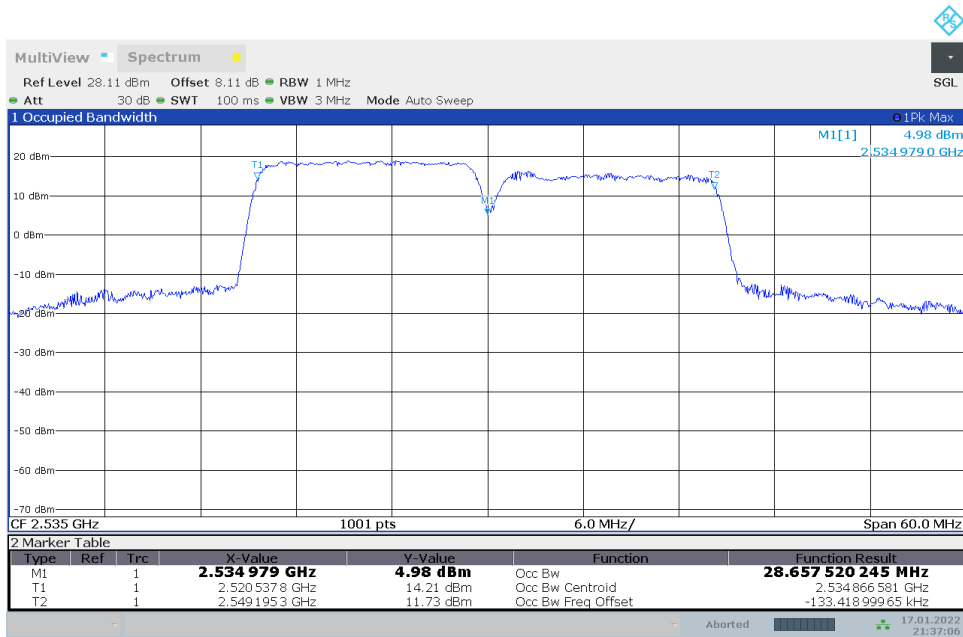


21:35:39 17.01.2022

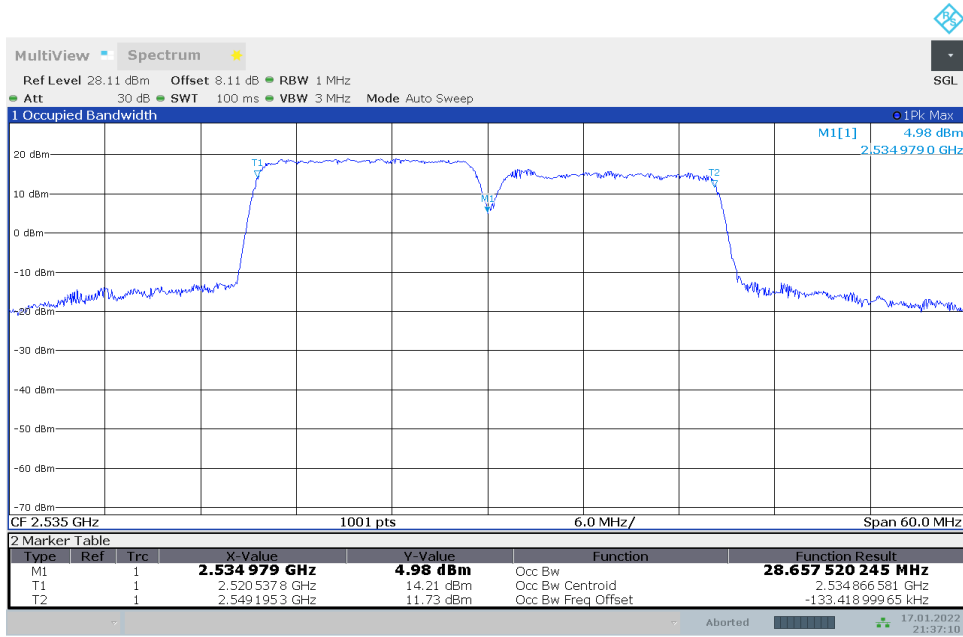


21:35:44 17.01.2022

4.2.17 CA_7C_TM3_MCH_15MHZ_15MHZ_PCCRB75#0_SCCRB75#0

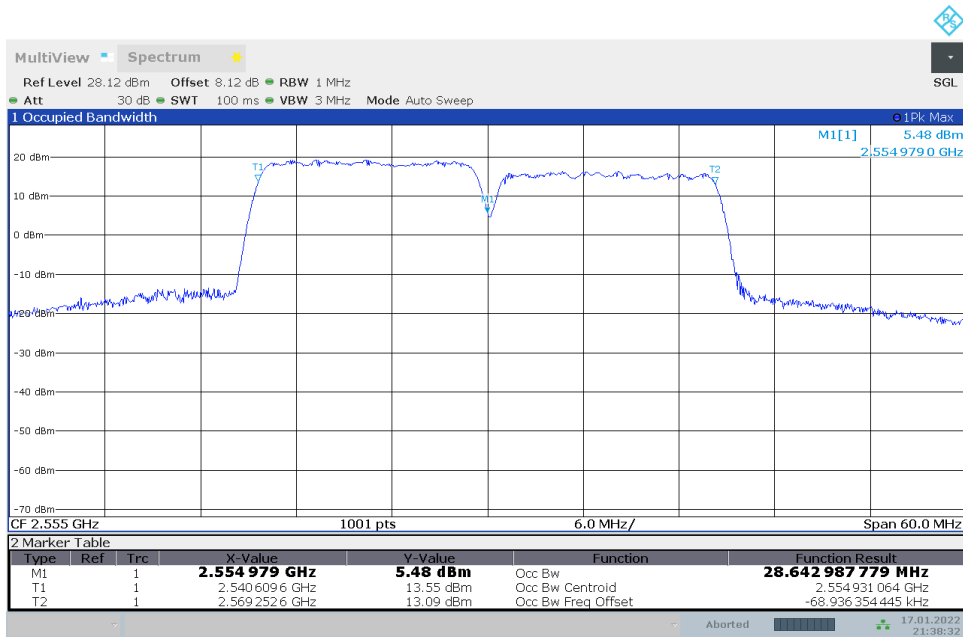


21:37:06 17.01.2022

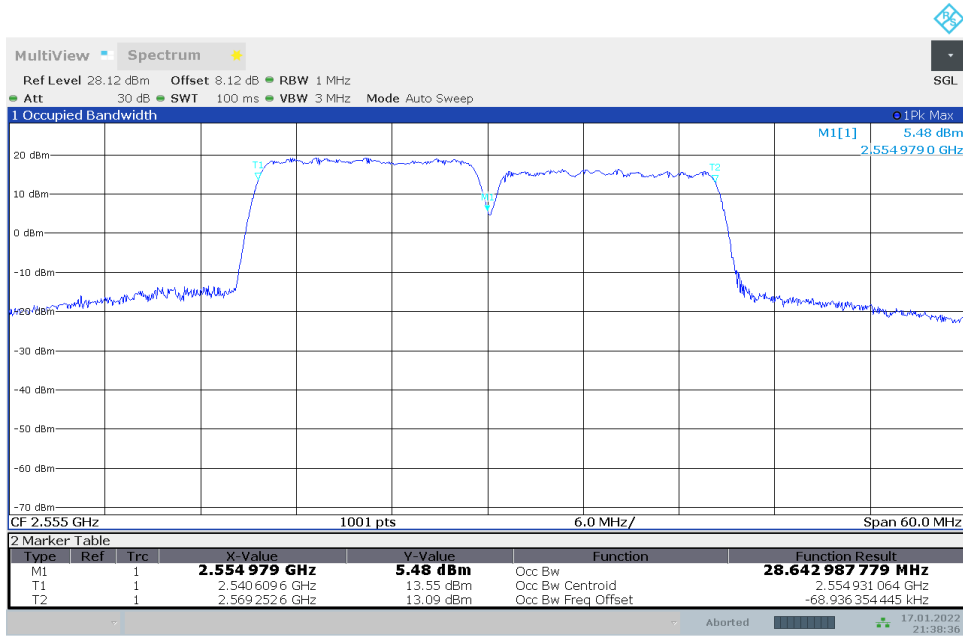


21:37:10 17.01.2022

4.2.18 CA_7C_TM3_HCH_15MHZ_15MHZ_PCCRB75#0_SCCRB75#0



21:38:32 17.01.2022



21:38:36 17.01.2022

5. APPENDIX E - BAND EDGES COMPLIANCE

5.1 TEST RESULT

Band Edges Compliance										
Test Band	Test Mode	Test Bandwidth (MHz)	Test Channel	PCC_RB	SCC_RB	Modulation	Frequency [MHz]	Power [dBm]	Limit [dBm]	Verdict
CA_7C	TM1	20+20	LCH	RB100#0	RB100#0	QPSK	2495.99	-41.64	-13	PASS
				RB100#0	RB100#0	QPSK	2498.13	-19.39	-10	PASS
				RB100#0	RB100#0	QPSK	2500	-29.18	-10	PASS
				RB1#0	RB0#0	QPSK	2496	-32.90	-13	PASS
				RB1#0	RB0#0	QPSK	2498.43	-25.63	-10	PASS
				RB1#0	RB0#0	QPSK	2499.975	-23.67	-10	PASS
				RB18#0	RB0#0	QPSK	2496	-32.98	-13	PASS
				RB18#0	RB0#0	QPSK	2498.49	-26.08	-10	PASS
				RB18#0	RB0#0	QPSK	2499.985	-23.47	-10	PASS
				RB100#0	RB0#0	QPSK	2495.95	-32.84	-13	PASS
				RB100#0	RB0#0	QPSK	2498.47	-25.52	-10	PASS
			RB100#0	RB0#0	QPSK	2499.99	-23.33	-10	PASS	
			HCH	RB100#0	RB100#0	QPSK	2570.005	-50.77	-10	PASS
				RB100#0	RB100#0	QPSK	2573.9	-45.66	-10	PASS
				RB100#0	RB100#0	QPSK	2575.03	-53.06	-13	PASS
				RB0#0	RB1#99	QPSK	2570.025	-57.33	-10	PASS
				RB0#0	RB1#99	QPSK	2572.18	-55.48	-10	PASS
				RB0#0	RB1#99	QPSK	2575.35	-56.42	-13	PASS
				RB0#0	RB18#82	QPSK	2570.895	-34.02	-10	PASS
				RB0#0	RB18#82	QPSK	2572.27	-37.39	-10	PASS
				RB0#0	RB18#82	QPSK	2575.18	-53.80	-13	PASS
				RB0#0	RB100#0	QPSK	2570.005	-50.56	-10	PASS
RB0#0	RB100#0	QPSK		2571.51	-51.20	-10	PASS			
RB0#0	RB100#0	QPSK	2575.11	-53.02	-13	PASS				

Band Edges Compliance										
Test Band	Test Mode	Test Bandwidth (MHz)	Test Channel	PCC_RB	SCC_RB	Modulation	Frequency [MHz]	Power [dBm]	Limit [dBm]	Verdict
CA_7C	TM1	15+15	LCH	RB75#0	RB75#0	QPSK	2496	-39.39	-13	PASS
				RB75#0	RB75#0	QPSK	2498.49	-34.69	-10	PASS
				RB75#0	RB75#0	QPSK	2499.995	-31.54	-10	PASS
				RB1#0	RB0#0	QPSK	2495.99	-30.99	-13	PASS
				RB1#0	RB0#0	QPSK	2498.49	-24.69	-10	PASS
				RB1#0	RB0#0	QPSK	2500	-25.16	-10	PASS
				RB16#0	RB0#0	QPSK	2495.98	-30.88	-13	PASS
				RB16#0	RB0#0	QPSK	2498.17	-24.58	-10	PASS
				RB16#0	RB0#0	QPSK	2500	-25.25	-10	PASS
				RB75#0	RB0#0	QPSK	2495.99	-30.87	-13	PASS
				RB75#0	RB0#0	QPSK	2498.38	-24.47	-10	PASS
			RB75#0	RB0#0	QPSK	2499.985	-25.33	-10	PASS	
			HCH	RB75#0	RB75#0	QPSK	2570.01	-51.51	-10	PASS
				RB75#0	RB75#0	QPSK	2571.53	-50.48	-10	PASS
				RB75#0	RB75#0	QPSK	2575.15	-52.27	-13	PASS
				RB0#0	RB1#74	QPSK	2570.005	-59.05	-10	PASS
				RB0#0	RB1#74	QPSK	2571.62	-55.33	-10	PASS
				RB0#0	RB1#74	QPSK	2576.19	-56.10	-13	PASS
				RB0#0	RB16#59	QPSK	2570.005	-51.65	-10	PASS
				RB0#0	RB16#59	QPSK	2573.76	-43.21	-10	PASS
				RB0#0	RB16#59	QPSK	2575.06	-53.99	-13	PASS
				RB0#0	RB75#0	QPSK	2570.01	-51.50	-10	PASS
RB0#0	RB75#0	QPSK		2571.54	-50.39	-10	PASS			
RB0#0	RB75#0	QPSK	2575.2	-52.15	-13	PASS				

Band Edges Compliance										
Test Band	Test Mode	Test Bandwidth (MHz)	Test Channel	PCC_RB	SCC_RB	Modulation	Frequency [MHz]	Power [dBm]	Limit [dBm]	Verdict
CA_7C	TM2	20+20	LCH	RB100#0	RB100#0	16QAM	2495.7	-29.83	-13	PASS
				RB100#0	RB100#0	16QAM	2498.48	-34.80	-10	PASS
				RB100#0	RB100#0	16QAM	2499.995	-29.12	-10	PASS
				RB1#0	RB0#0	16QAM	2495.99	-32.81	-13	PASS
				RB1#0	RB0#0	16QAM	2498.44	-25.97	-10	PASS
				RB1#0	RB0#0	16QAM	2500	-23.54	-10	PASS
				RB18#0	RB0#0	16QAM	2496	-32.88	-13	PASS
				RB18#0	RB0#0	16QAM	2498.48	-25.53	-10	PASS
				RB18#0	RB0#0	16QAM	2499.995	-23.66	-10	PASS
				RB100#0	RB0#0	16QAM	2495.99	-32.94	-13	PASS
				RB100#0	RB0#0	16QAM	2498.37	-25.60	-10	PASS
			RB100#0	RB0#0	16QAM	2499.995	-23.29	-10	PASS	
			HCH	RB100#0	RB100#0	16QAM	2570.015	-51.17	-10	PASS
				RB100#0	RB100#0	16QAM	2574.15	-44.60	-10	PASS
				RB100#0	RB100#0	16QAM	2575.03	-53.10	-13	PASS
				RB0#0	RB1#99	16QAM	2570	-57.63	-10	PASS
				RB0#0	RB1#99	16QAM	2574.4	-55.54	-10	PASS
				RB0#0	RB1#99	16QAM	2575.74	-56.44	-13	PASS
				RB0#0	RB18#82	16QAM	2570	-51.79	-10	PASS
				RB0#0	RB18#82	16QAM	2571.52	-52.70	-10	PASS
				RB0#0	RB18#82	16QAM	2578.79	-48.77	-13	PASS
				RB0#0	RB100#0	16QAM	2570.01	-51.11	-10	PASS
RB0#0	RB100#0	16QAM		2571.52	-51.25	-10	PASS			
RB0#0	RB100#0	16QAM	2575.14	-53.10	-13	PASS				

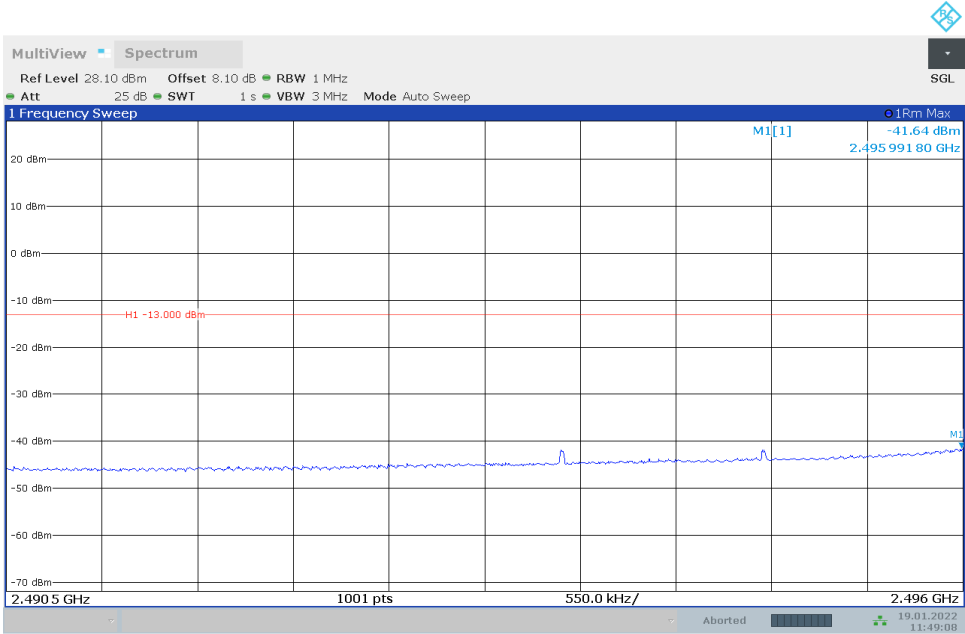
Band Edges Compliance										
Test Band	Test Mode	Test Bandwidth (MHz)	Test Channel	PCC_RB	SCC_RB	Modulation	Frequency [MHz]	Power [dBm]	Limit [dBm]	Verdict
CA_7C	TM2	15+15	LCH	RB75#0	RB75#0	16QAM	2495.99	-38.36	-13	PASS
				RB75#0	RB75#0	16QAM	2498.5	-34.11	-10	PASS
				RB75#0	RB75#0	16QAM	2500	-31.42	-10	PASS
				RB1#0	RB0#0	16QAM	2495.99	-30.85	-13	PASS
				RB1#0	RB0#0	16QAM	2498.42	-24.92	-10	PASS
				RB1#0	RB0#0	16QAM	2499.99	-25.26	-10	PASS
				RB16#0	RB0#0	16QAM	2496	-30.98	-13	PASS
				RB16#0	RB0#0	16QAM	2498.48	-25.12	-10	PASS
				RB16#0	RB0#0	16QAM	2499.995	-25.47	-10	PASS
				RB75#0	RB0#0	16QAM	2495.99	-30.66	-13	PASS
				RB75#0	RB0#0	16QAM	2498.34	-24.42	-10	PASS
			RB75#0	RB0#0	16QAM	2499.995	-25.31	-10	PASS	
			HCH	RB75#0	RB75#0	16QAM	2570.01	-51.80	-10	PASS
				RB75#0	RB75#0	16QAM	2573.06	-38.18	-10	PASS
				RB75#0	RB75#0	16QAM	2575.04	-52.10	-13	PASS
				RB0#0	RB1#74	16QAM	2570.02	-59.04	-10	PASS
				RB0#0	RB1#74	16QAM	2571.86	-37.65	-10	PASS
				RB0#0	RB1#74	16QAM	2580.99	-51.09	-13	PASS
				RB0#0	RB16#59	16QAM	2570	-54.44	-10	PASS
				RB0#0	RB16#59	16QAM	2571.56	-53.00	-10	PASS
				RB0#0	RB16#59	16QAM	2575.26	-53.96	-13	PASS
				RB0#0	RB75#0	16QAM	2570.005	-51.84	-10	PASS
RB0#0	RB75#0	16QAM		2571.51	-50.59	-10	PASS			
RB0#0	RB75#0	16QAM	2575.04	-52.16	-13	PASS				

Band Edges Compliance										
Test Band	Test Mode	Test Bandwidth (MHz)	Test Channel	PCC_RB	SCC_RB	Modulation	Frequency [MHz]	Power [dBm]	Limit [dBm]	Verdict
CA_7C	TM3	20+20	LCH	RB100#0	RB100#0	64QAM	2493.37	-33.35	-13	PASS
				RB100#0	RB100#0	64QAM	2498.45	-34.18	-10	PASS
				RB100#0	RB100#0	64QAM	2499.995	-29.20	-10	PASS
				RB1#0	RB0#0	64QAM	2496	-32.90	-13	PASS
				RB1#0	RB0#0	64QAM	2498.38	-26.03	-10	PASS
				RB1#0	RB0#0	64QAM	2499.99	-23.67	-10	PASS
				RB18#0	RB0#0	64QAM	2495.99	-32.90	-13	PASS
				RB18#0	RB0#0	64QAM	2498.44	-25.59	-10	PASS
				RB18#0	RB0#0	64QAM	2499.995	-23.78	-10	PASS
				RB100#0	RB0#0	64QAM	2496	-32.94	-13	PASS
				RB100#0	RB0#0	64QAM	2498.49	-25.43	-10	PASS
			RB100#0	RB0#0	64QAM	2500	-23.17	-10	PASS	
			HCH	RB100#0	RB100#0	64QAM	2570.01	-50.94	-10	PASS
				RB100#0	RB100#0	64QAM	2571.55	-51.31	-10	PASS
				RB100#0	RB100#0	64QAM	2575.05	-53.07	-13	PASS
				RB0#0	RB1#99	64QAM	2570.005	-57.69	-10	PASS
				RB0#0	RB1#99	64QAM	2571.53	-55.96	-10	PASS
				RB0#0	RB1#99	64QAM	2575.41	-55.92	-13	PASS
				RB0#0	RB18#82	64QAM	2570.005	-51.97	-10	PASS
				RB0#0	RB18#82	64QAM	2571.51	-52.61	-10	PASS
				RB0#0	RB18#82	64QAM	2575.14	-53.80	-13	PASS
				RB0#0	RB100#0	64QAM	2570	-50.69	-10	PASS
RB0#0	RB100#0	64QAM		2571.55	-51.26	-10	PASS			
RB0#0	RB100#0	64QAM	2590.32	-47.94	-13	PASS				

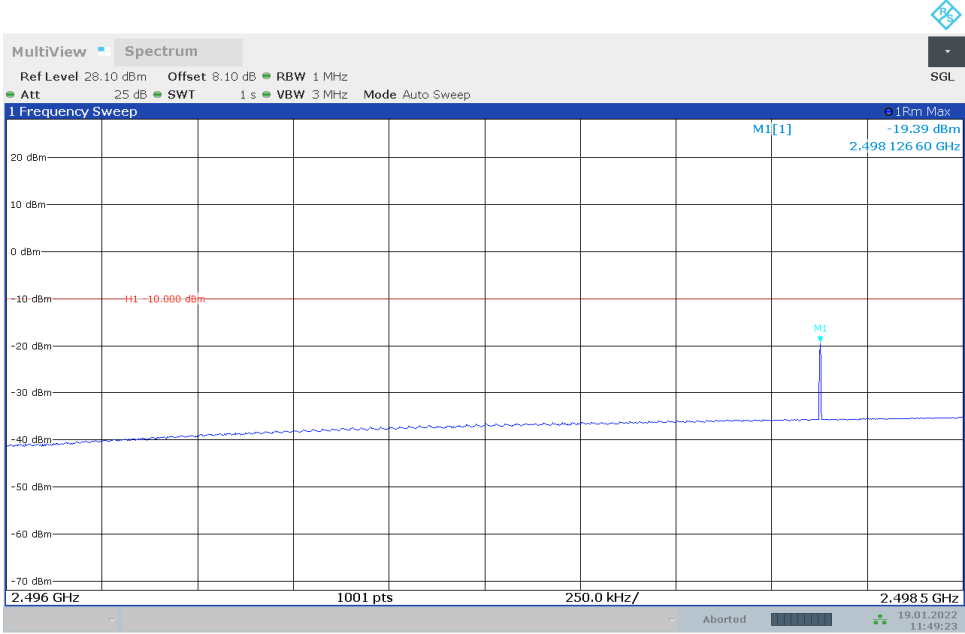
Band Edges Compliance										
Test Band	Test Mode	Test Bandwidth (MHz)	Test Channel	PCC_RB	SCC_RB	Modulation	Frequency [MHz]	Power [dBm]	Limit [dBm]	Verdict
CA_7C	TM3	15+15	LCH	RB75#0	RB75#0	64QAM	2496	-38.30	-13	PASS
				RB75#0	RB75#0	64QAM	2498.46	-33.99	-10	PASS
				RB75#0	RB75#0	64QAM	2499.985	-31.81	-10	PASS
				RB1#0	RB0#0	64QAM	2496	-30.91	-13	PASS
				RB1#0	RB0#0	64QAM	2497.97	-25.04	-10	PASS
				RB1#0	RB0#0	64QAM	2499.995	-25.32	-10	PASS
				RB16#0	RB0#0	64QAM	2496	-30.94	-13	PASS
				RB16#0	RB0#0	64QAM	2498.22	-24.65	-10	PASS
				RB16#0	RB0#0	64QAM	2500	-25.41	-10	PASS
				RB75#0	RB0#0	64QAM	2496	-30.86	-13	PASS
				RB75#0	RB0#0	64QAM	2498.49	-24.67	-10	PASS
			RB75#0	RB0#0	64QAM	2499.995	-25.27	-10	PASS	
			HCH	RB75#0	RB75#0	64QAM	2570	-51.90	-10	PASS
				RB75#0	RB75#0	64QAM	2571.57	-50.53	-10	PASS
				RB75#0	RB75#0	64QAM	2575.2	-52.22	-13	PASS
				RB0#0	RB1#74	64QAM	2570.005	-59.02	-10	PASS
				RB0#0	RB1#74	64QAM	2571.56	-55.20	-10	PASS
				RB0#0	RB1#74	64QAM	2575.84	-56.12	-13	PASS
				RB0#0	RB16#59	64QAM	2570.115	-52.16	-10	PASS
				RB0#0	RB16#59	64QAM	2571.54	-53.06	-10	PASS
				RB0#0	RB16#59	64QAM	2575.02	-53.95	-13	PASS
				RB0#0	RB75#0	64QAM	2570.9	-39.32	-10	PASS
RB0#0	RB75#0	64QAM		2574.4	-38.20	-10	PASS			
RB0#0	RB75#0	64QAM	2575.12	-52.27	-13	PASS				

5.2 TEST PLOTS

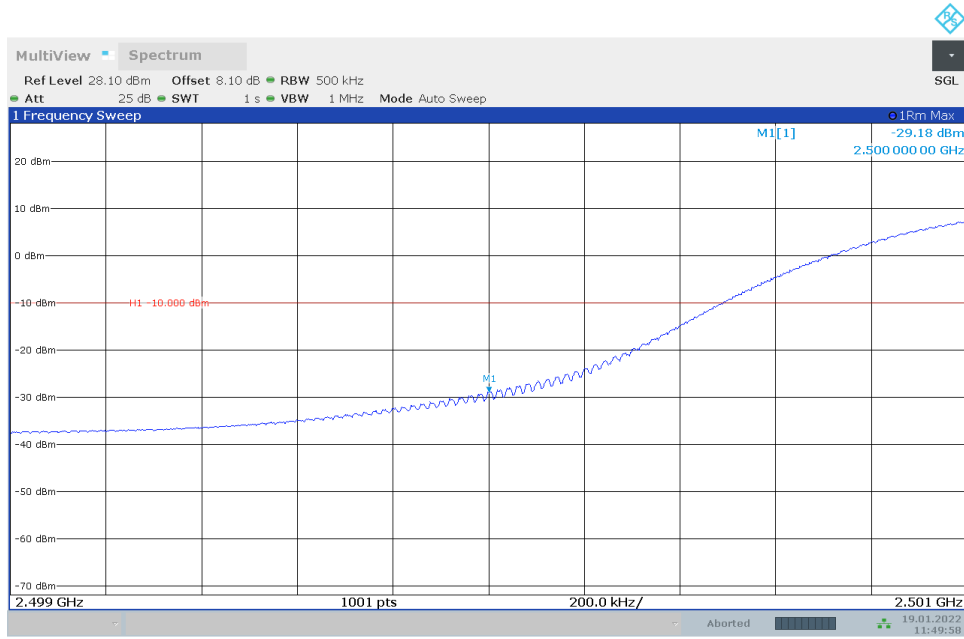
5.2.1 CA_7C_TM1_LCH_20MHZ_20MHZ_PCCRB100#0_SCCRB100#0



11:49:09 19.01.2022

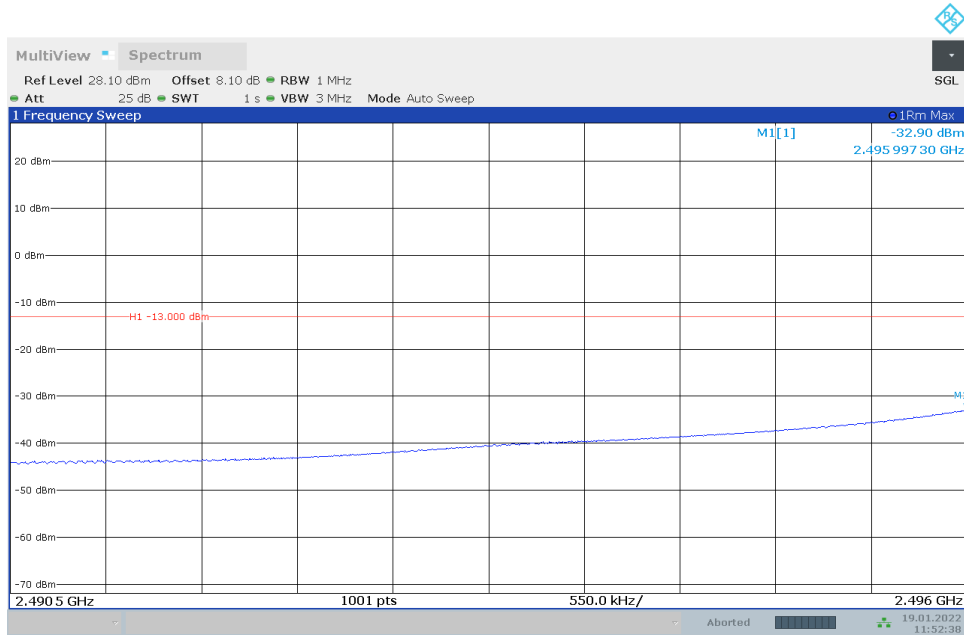


11:49:24 19.01.2022

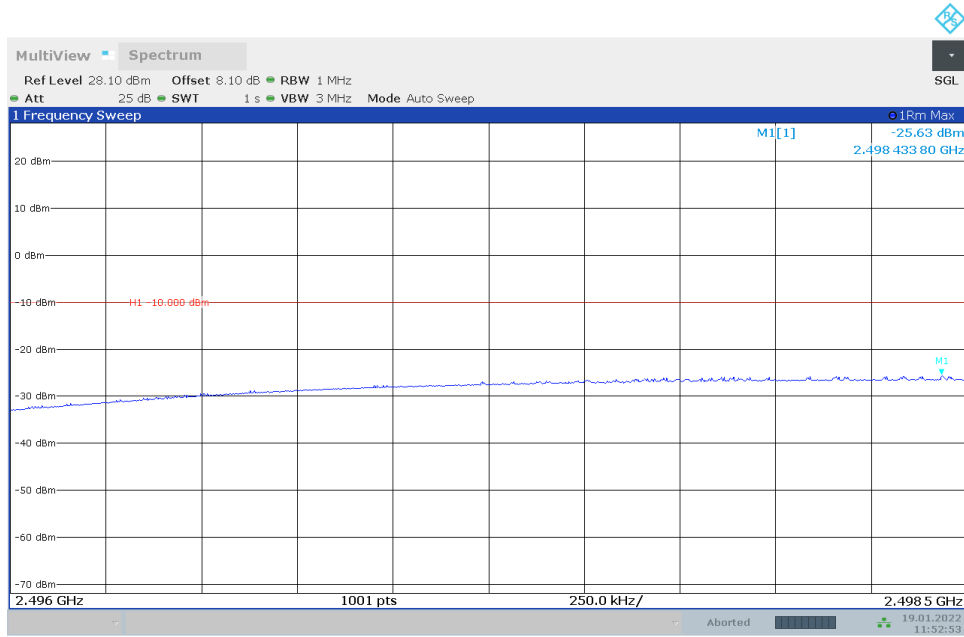


11:49:59 19.01.2022

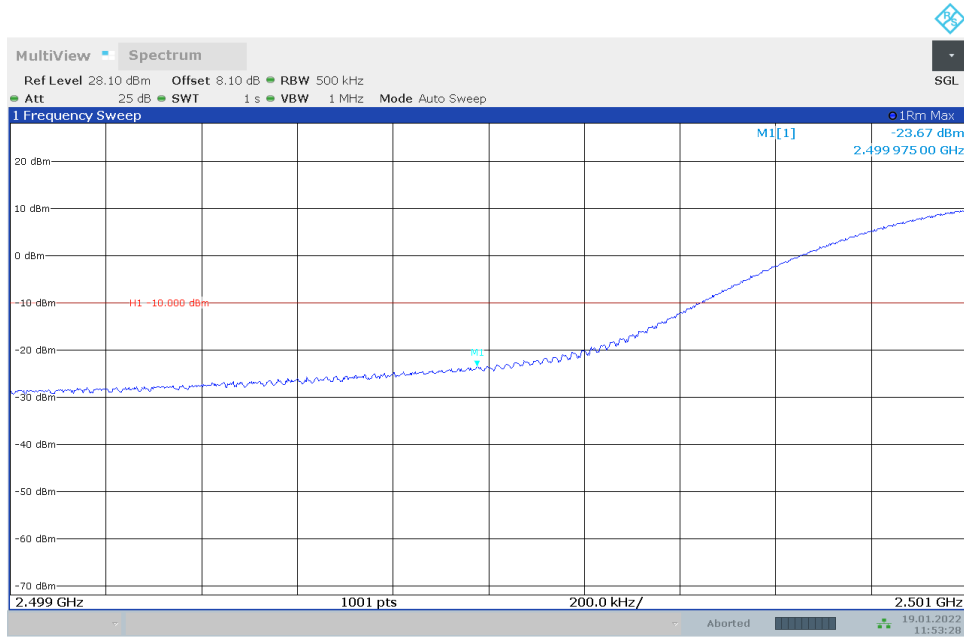
5.2.2 CA_7C_TM1_LCH_20MHZ_20MHZ_PCCRB1#0_SCCRB0#0



11:52:38 19.01.2022

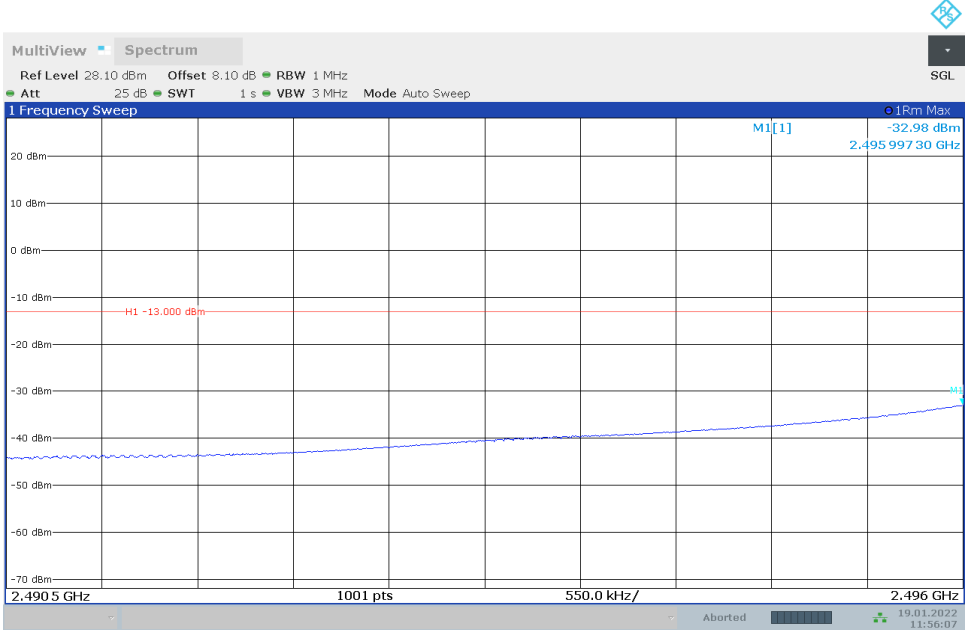


11:52:54 19.01.2022

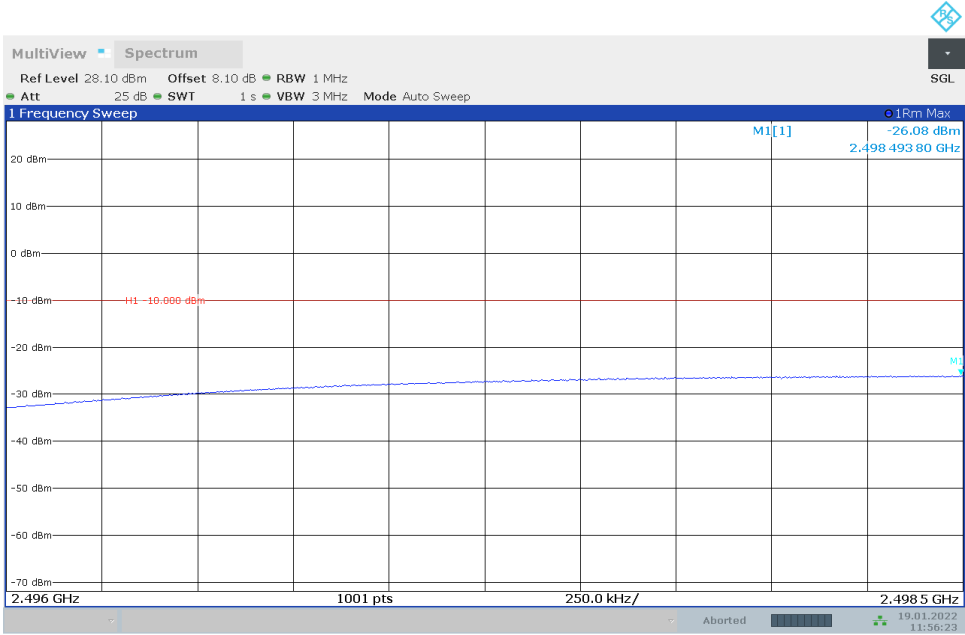


11:53:29 19.01.2022

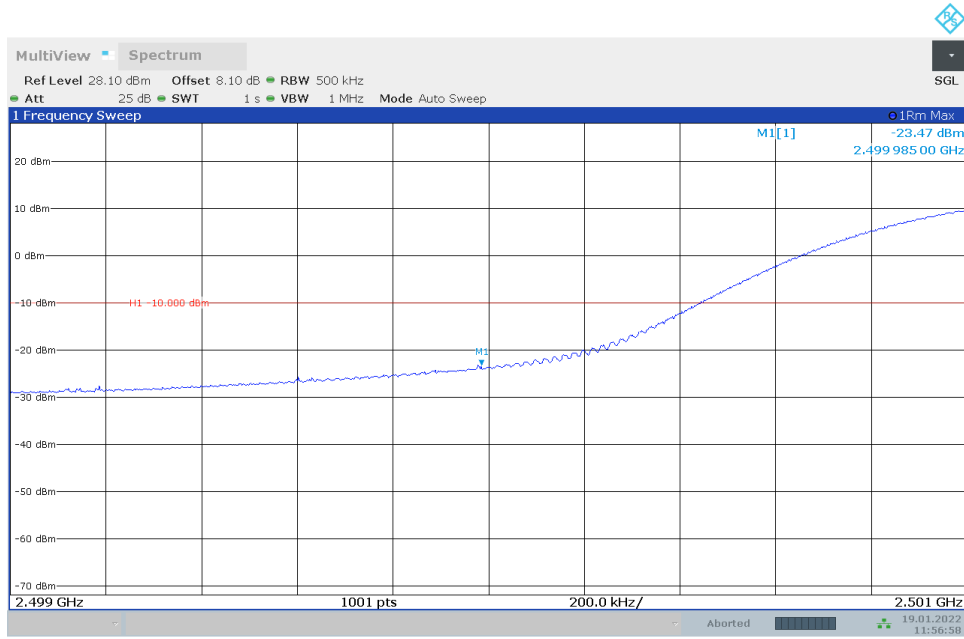
5.2.3 CA_7C_TM1_LCH_20MHZ_20MHZ_PCCRB18#0_SCCRB0#0



11:56:08 19.01.2022

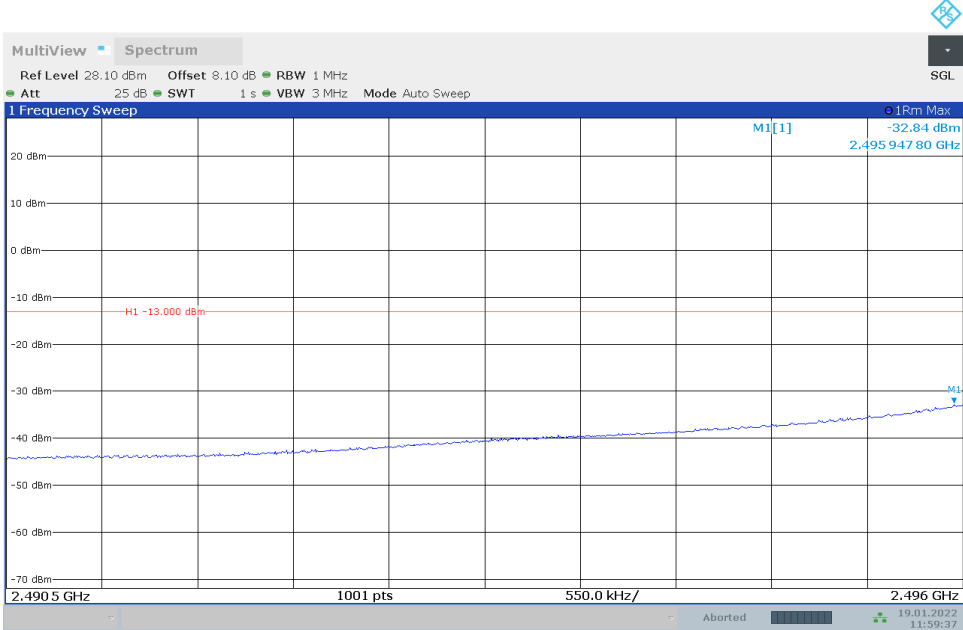


11:56:24 19.01.2022

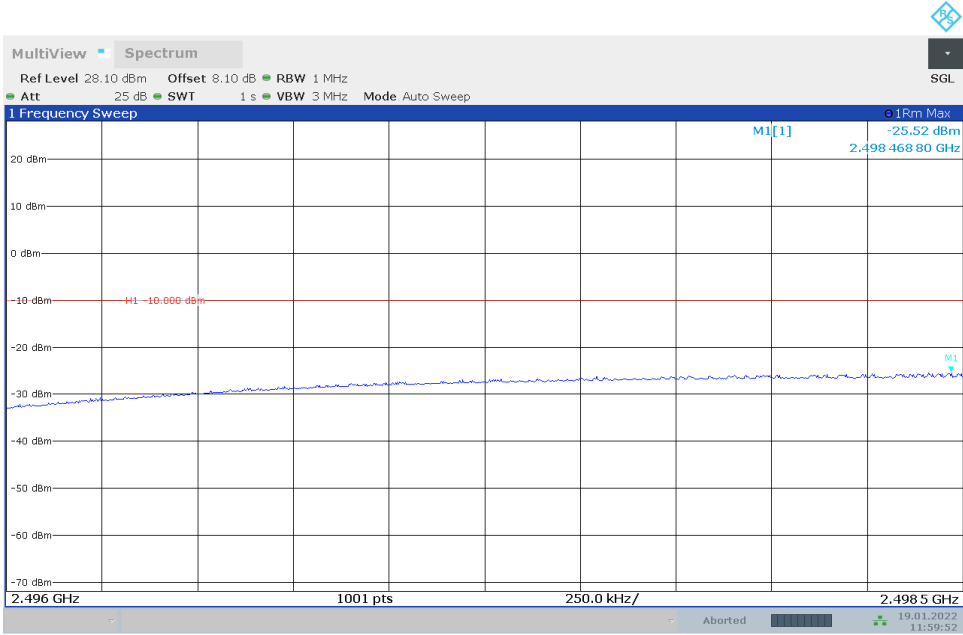


11:56:59 19.01.2022

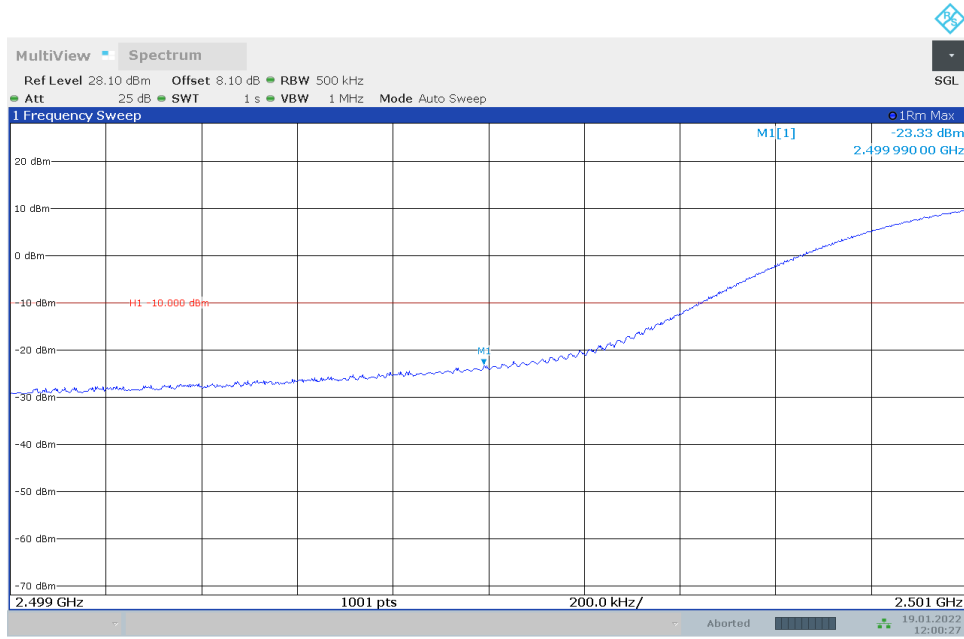
5.2.4 CA_7C_TM1_LCH_20MHZ_20MHZ_PCCRB100#0_SCCRB0#0



11:59:38 19.01.2022

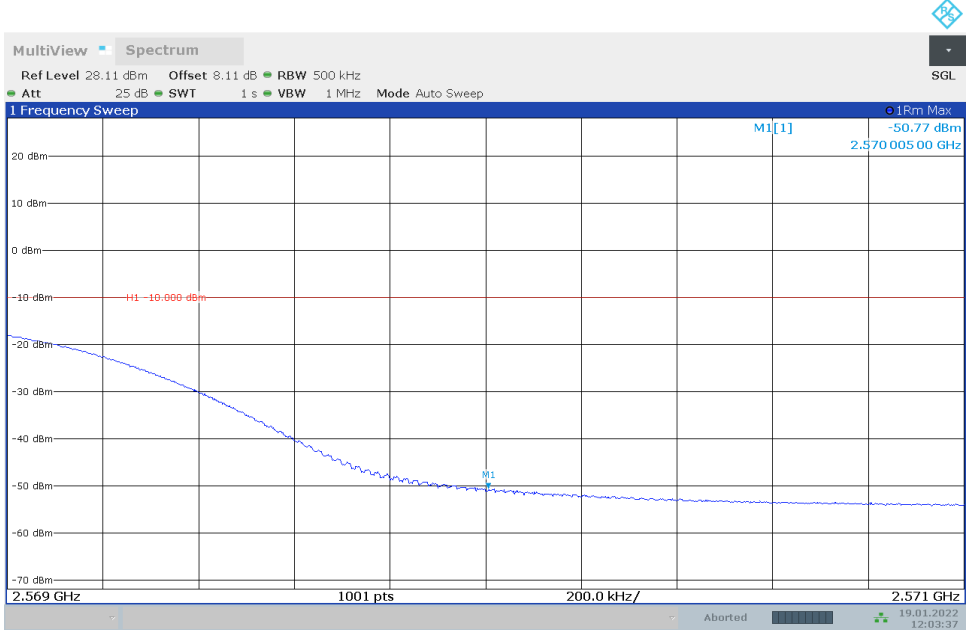


11:59:53 19.01.2022

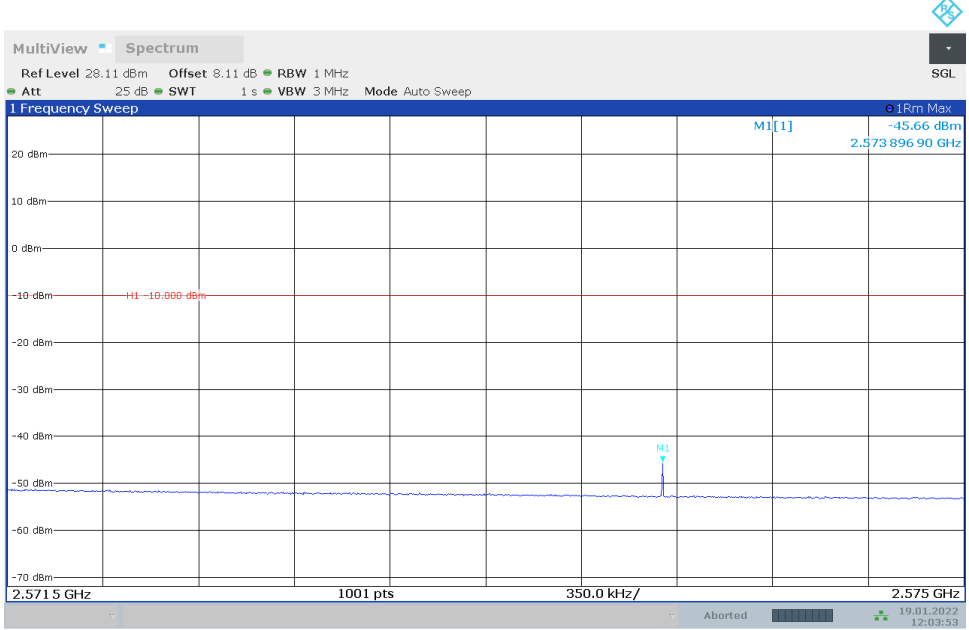


12:00:28 19.01.2022

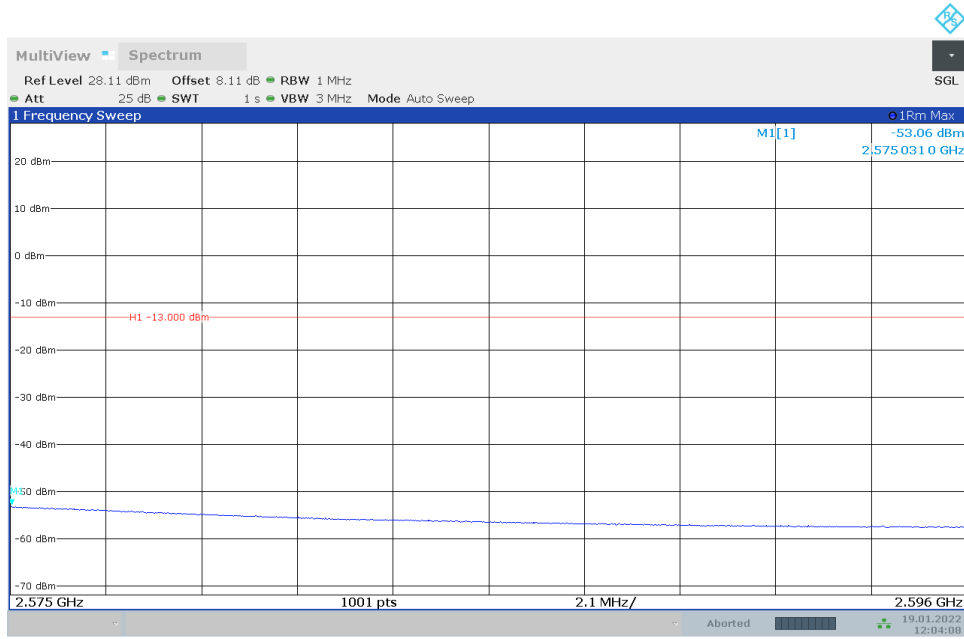
5.2.5 CA_7C_TM1_HCH_20MHZ_20MHZ_PCCRB100#0_SCCRB100#0



12:03:38 19.01.2022

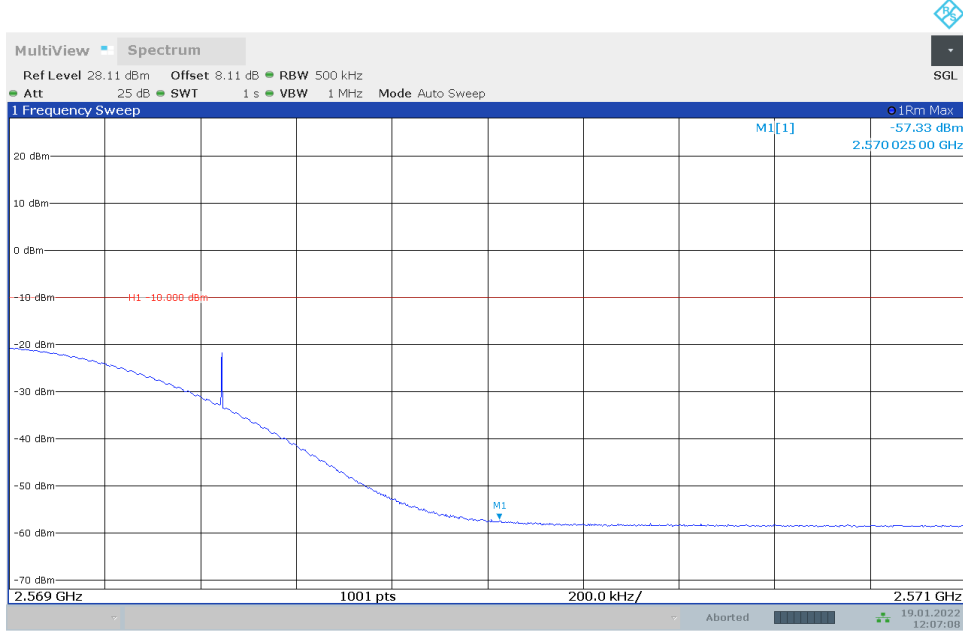


12:03:54 19.01.2022

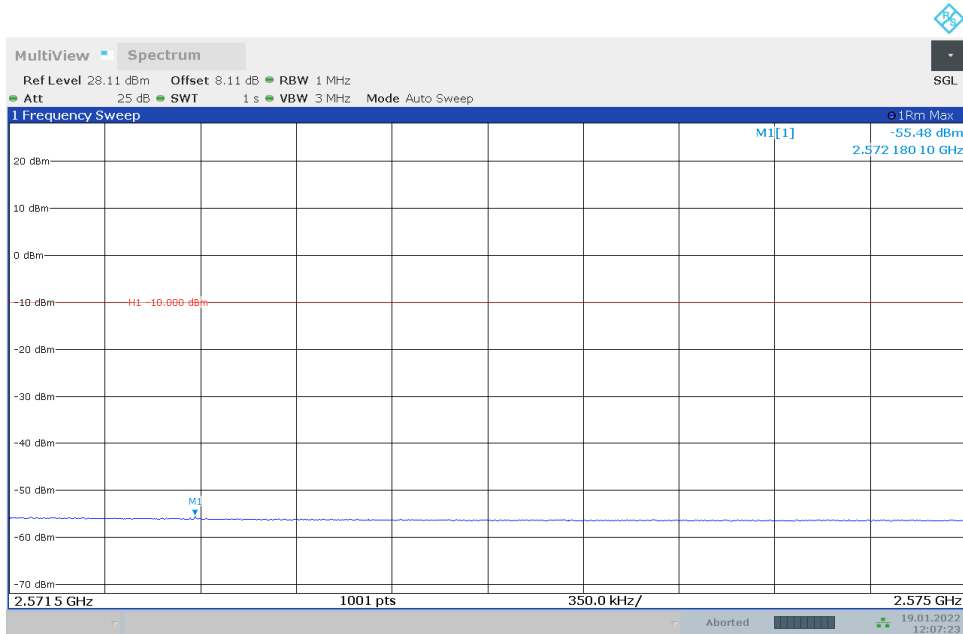


12:04:09 19.01.2022

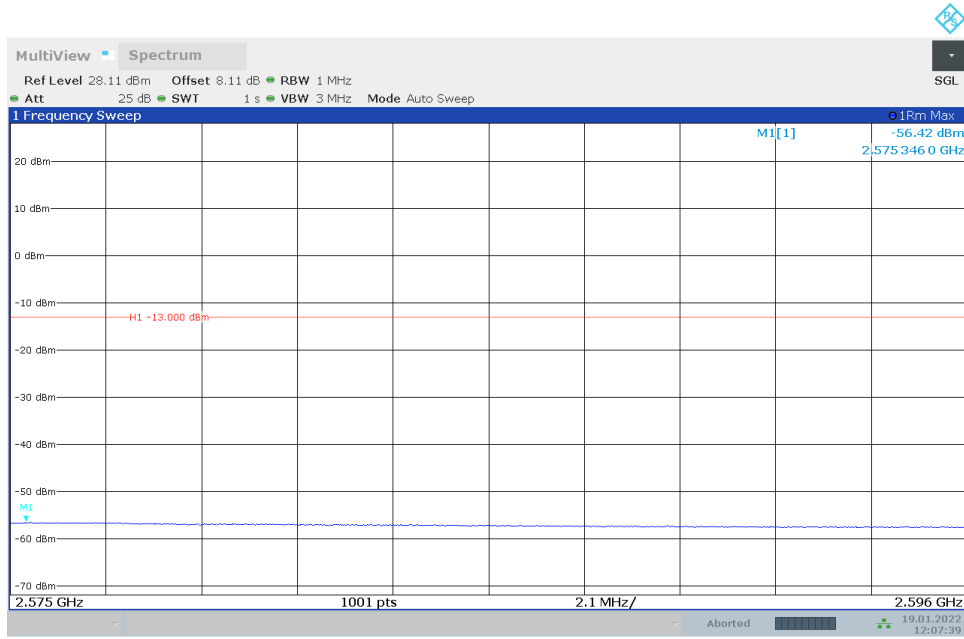
5.2.6 CA_7C_TM1_HCH_20MHZ_20MHZ_PCCRB0#0_SCCRB1#99



12:07:08 19.01.2022

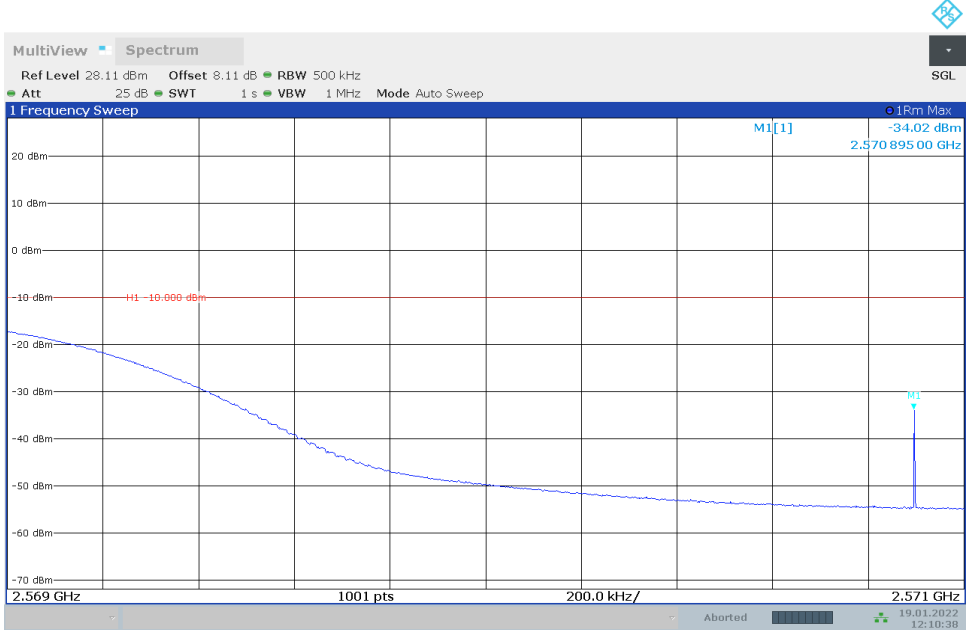


12:07:23 19.01.2022

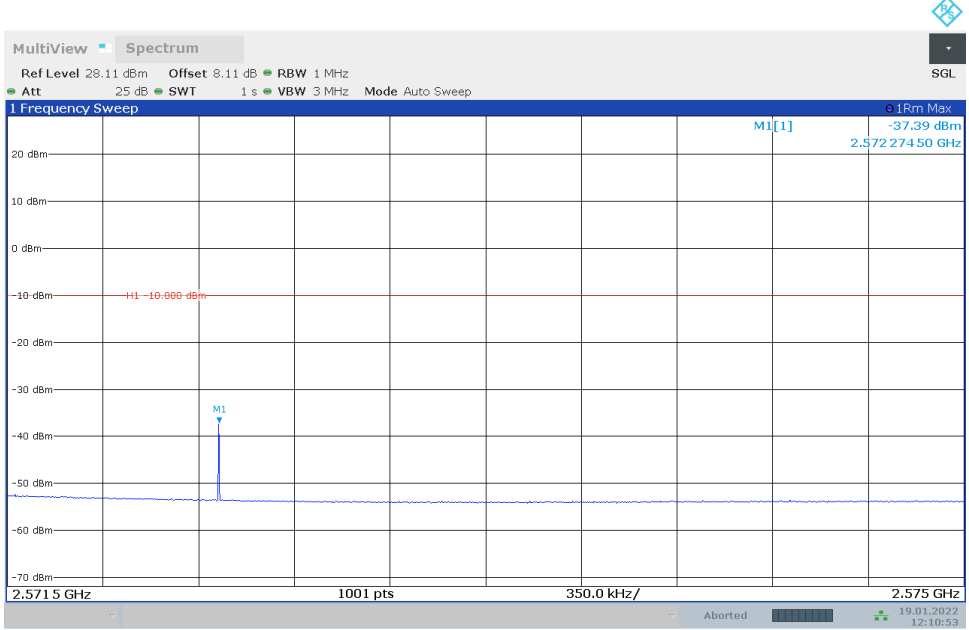


12:07:39 19.01.2022

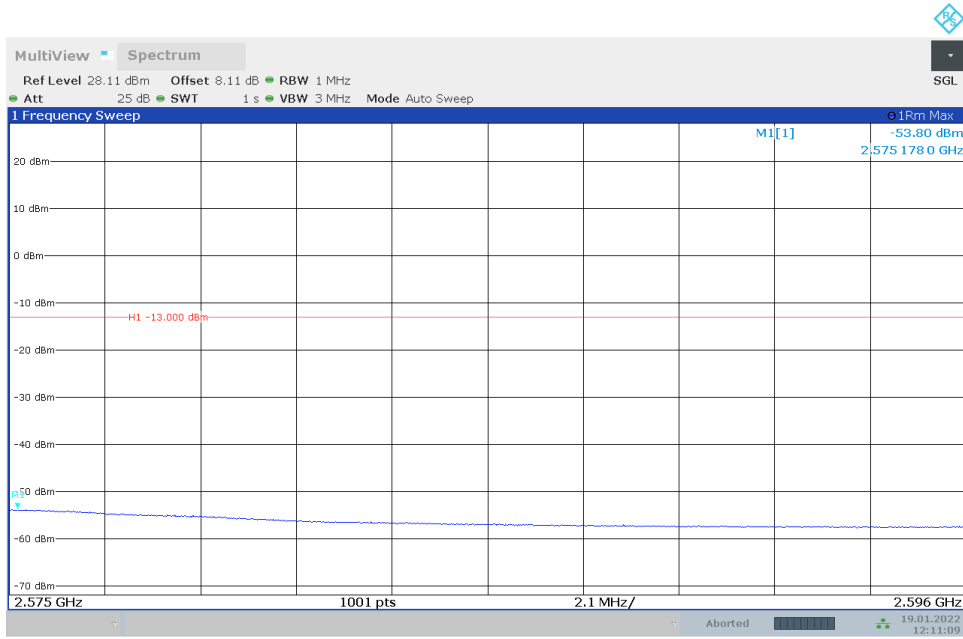
5.2.7 CA_7C_TM1_HCH_20MHZ_20MHZ_PCCRB0#0_SCCRB18#82



12:10:38 19.01.2022

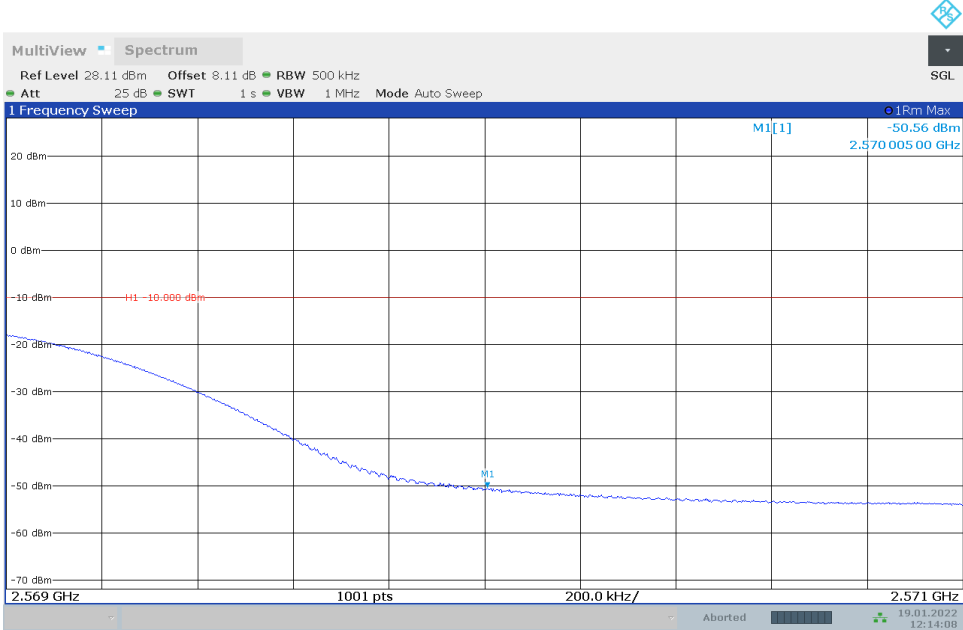


12:10:53 19.01.2022

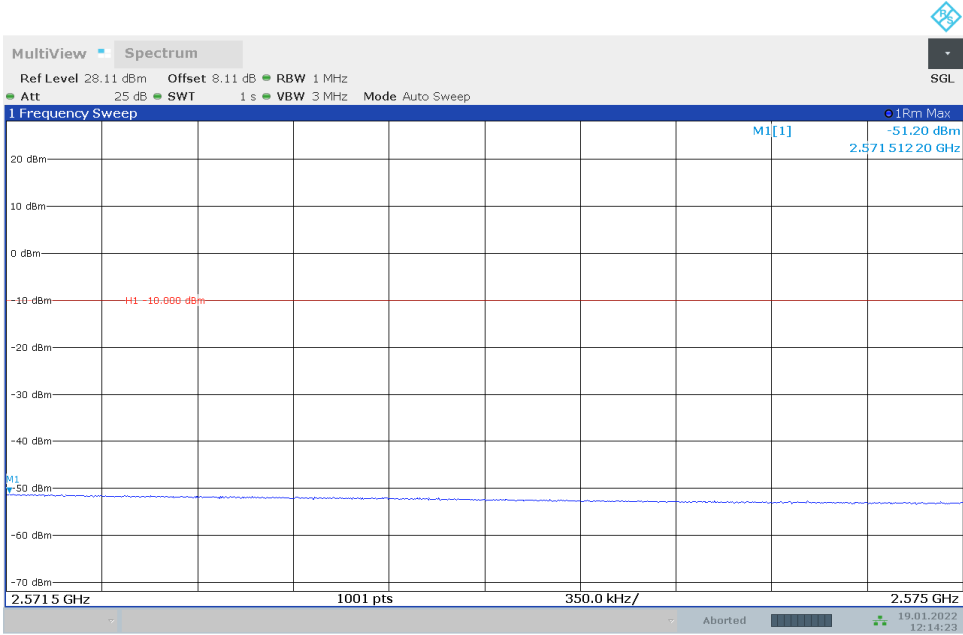


12:11:09 19.01.2022

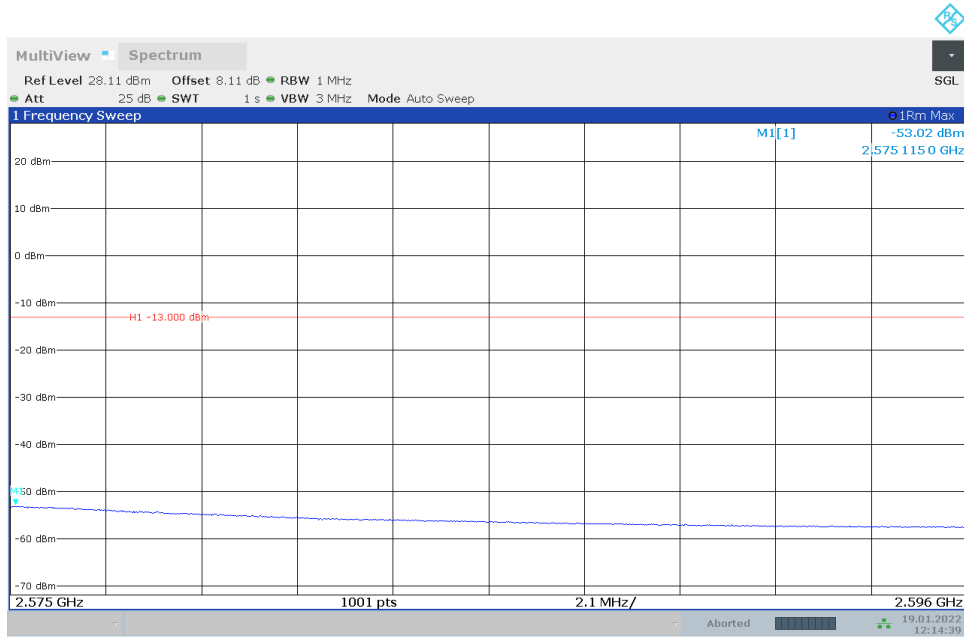
5.2.8 CA_7C_TM1_HCH_20MHZ_20MHZ_PCCRB0#0_SCCRB100#0



12:14:08 19.01.2022

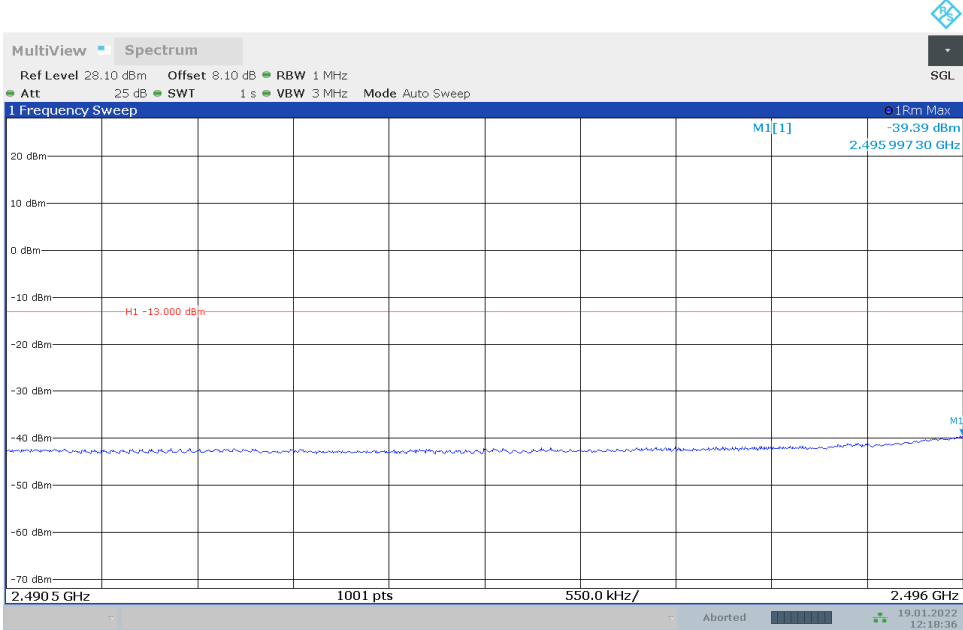


12:14:24 19.01.2022

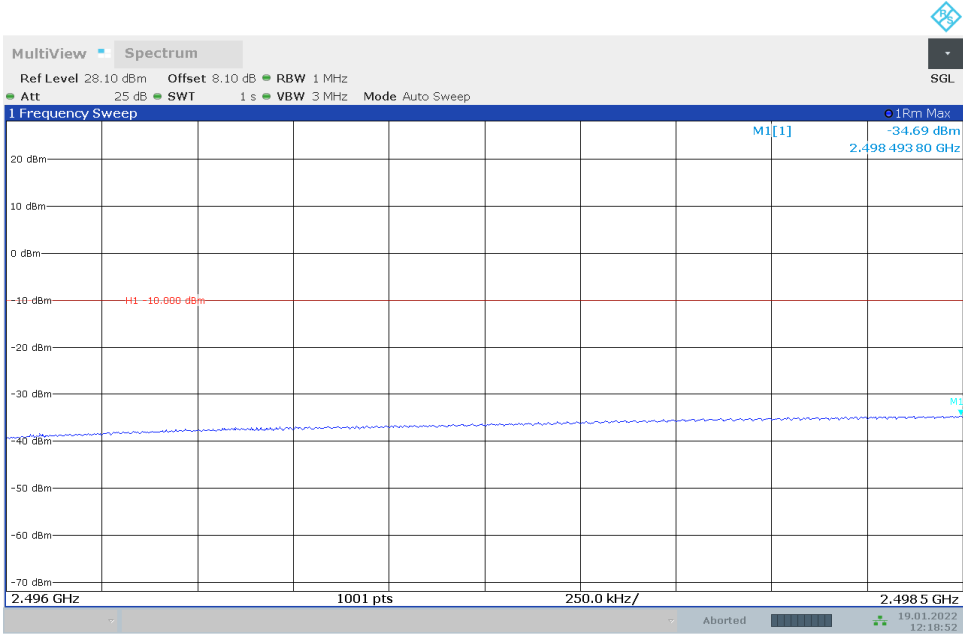


12:14:39 19.01.2022

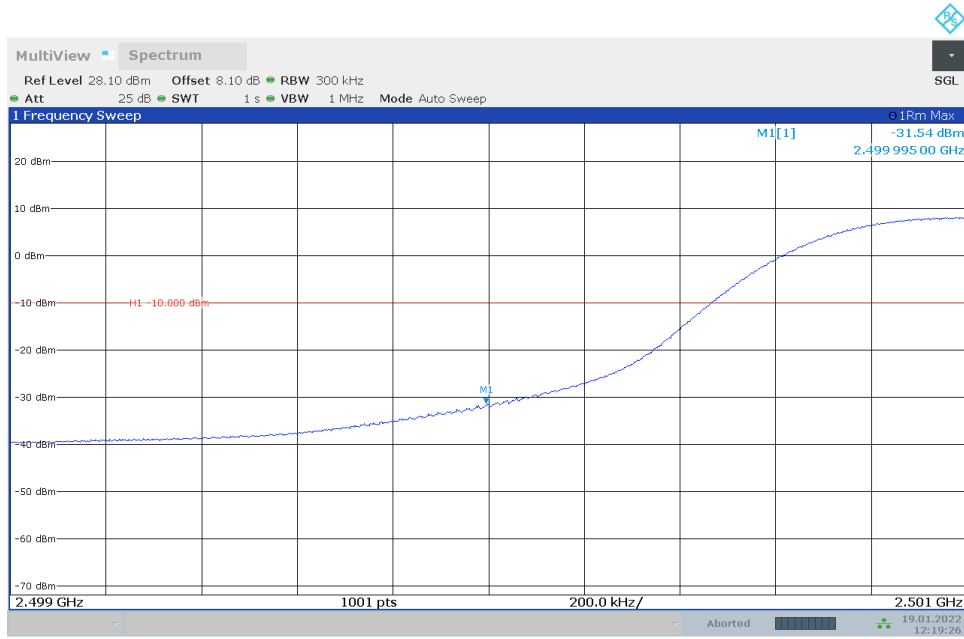
5.2.9 CA_7C_TM1_LCH_15MHZ_15MHZ_PCCRB75#0_SCCRB75#0



12:18:36 19.01.2022

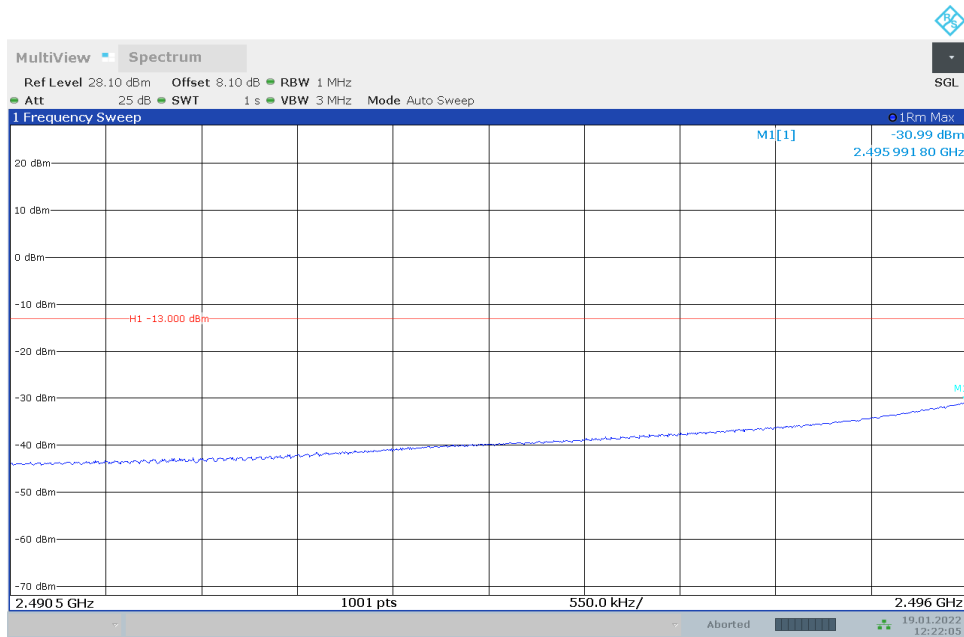


12:18:52 19.01.2022

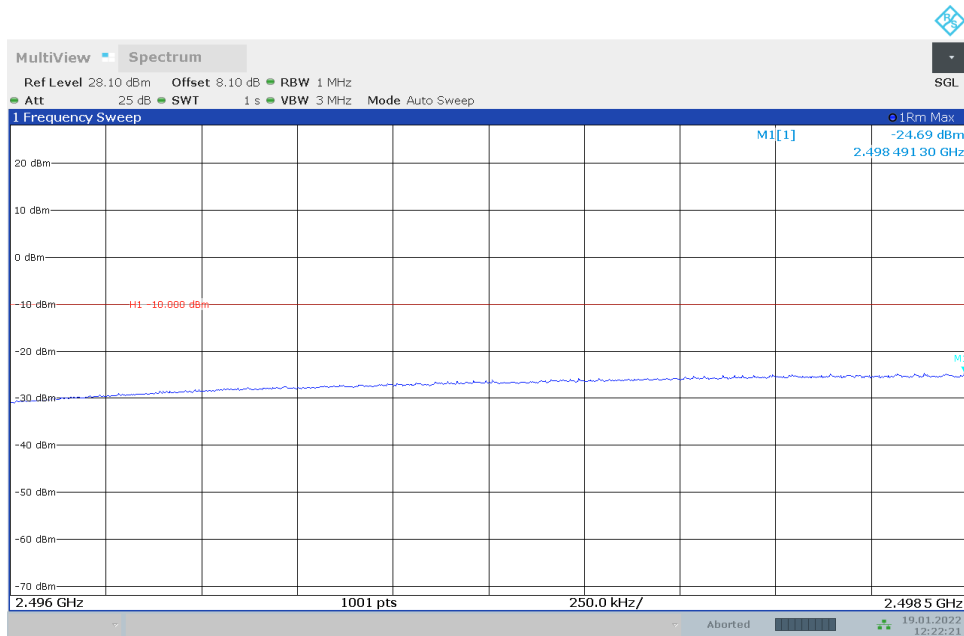


12:19:26 19.01.2022

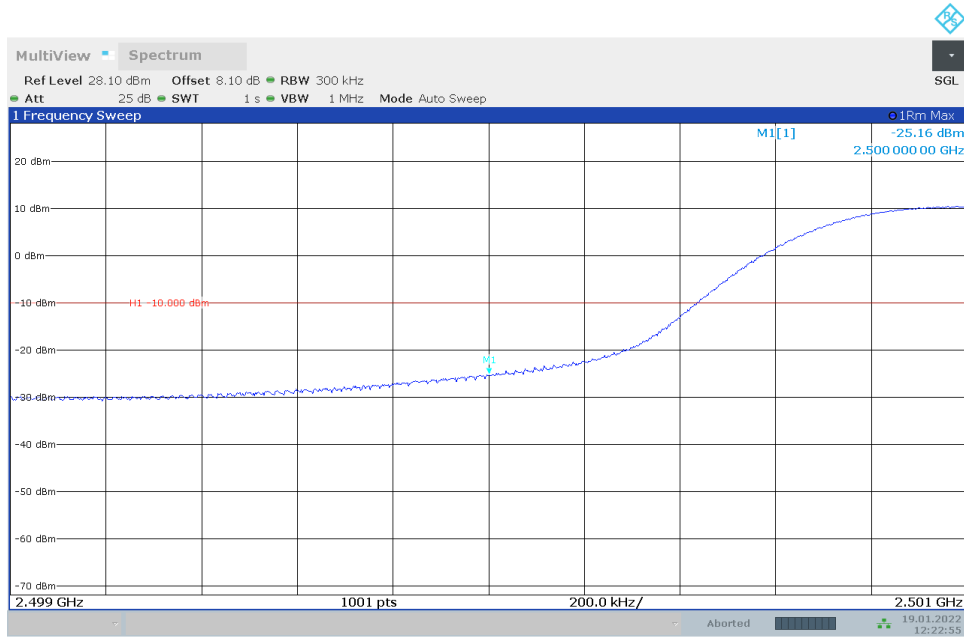
5.2.10 CA_7C_TM1_LCH_15MHZ_15MHZ_PCCRB1#0_SCCRB0#0



12:22:05 19.01.2022

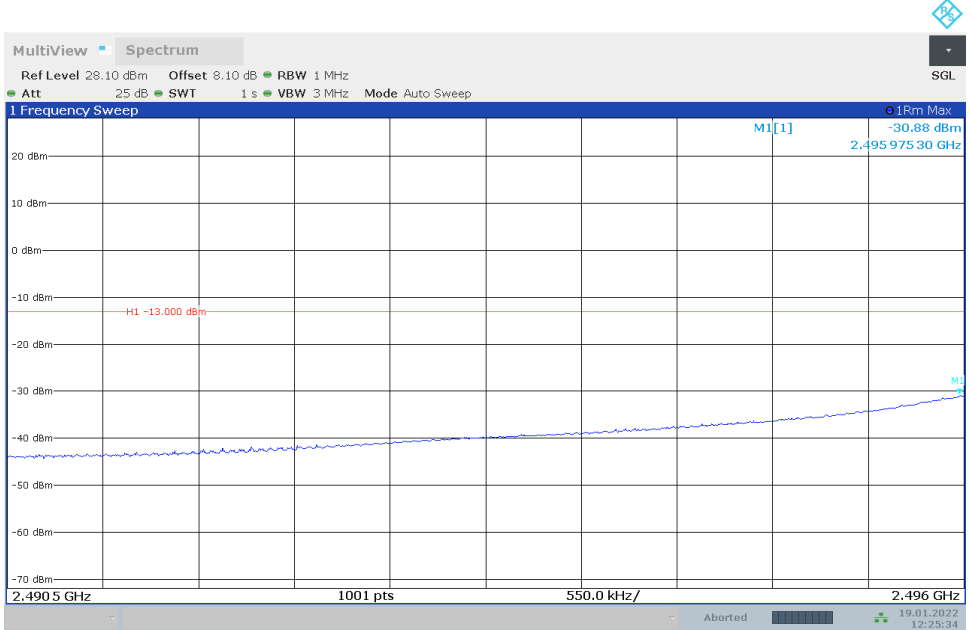


12:22:21 19.01.2022

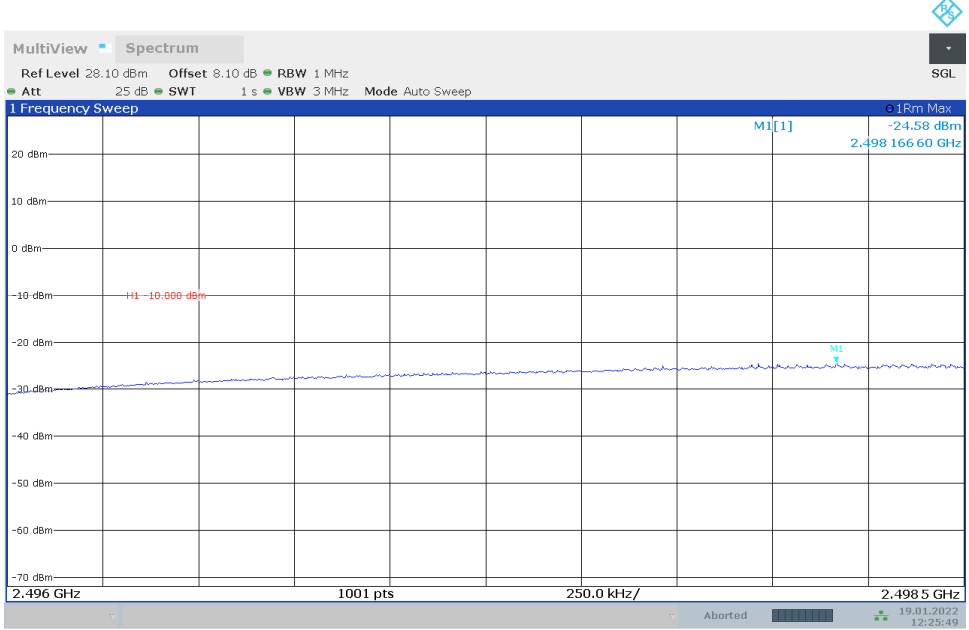


12:22:55 19.01.2022

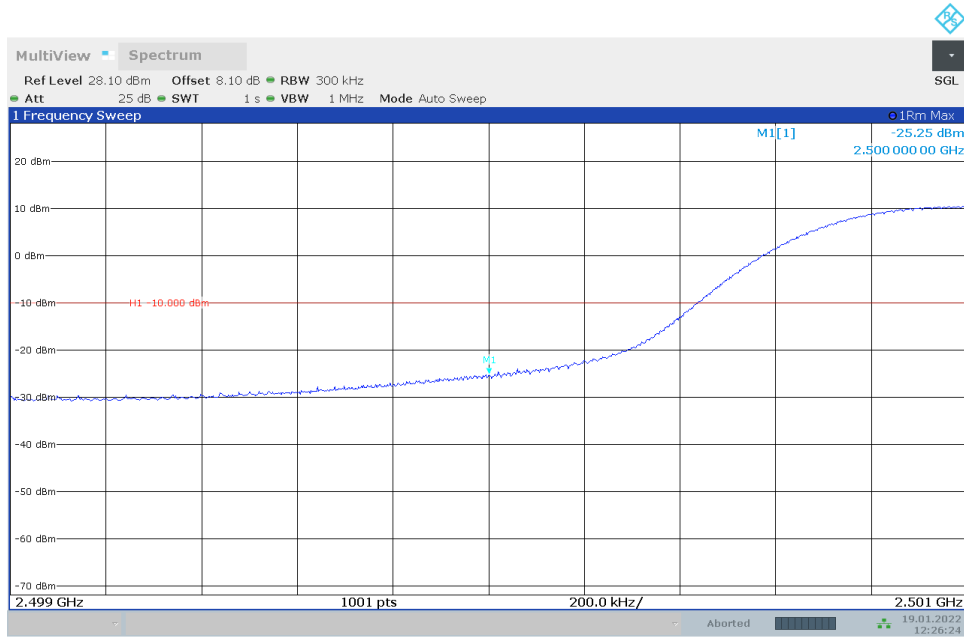
5.2.11 CA_7C_TM1_LCH_15MHZ_15MHZ_PCCRB16#0_SCCRB0#0



12:25:34 19.01.2022

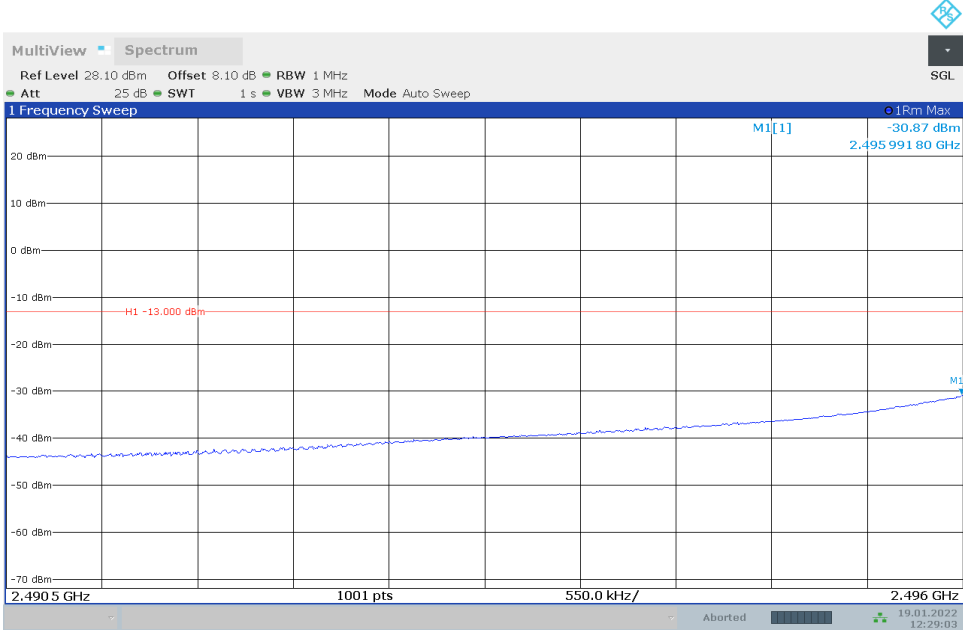


12:25:50 19.01.2022

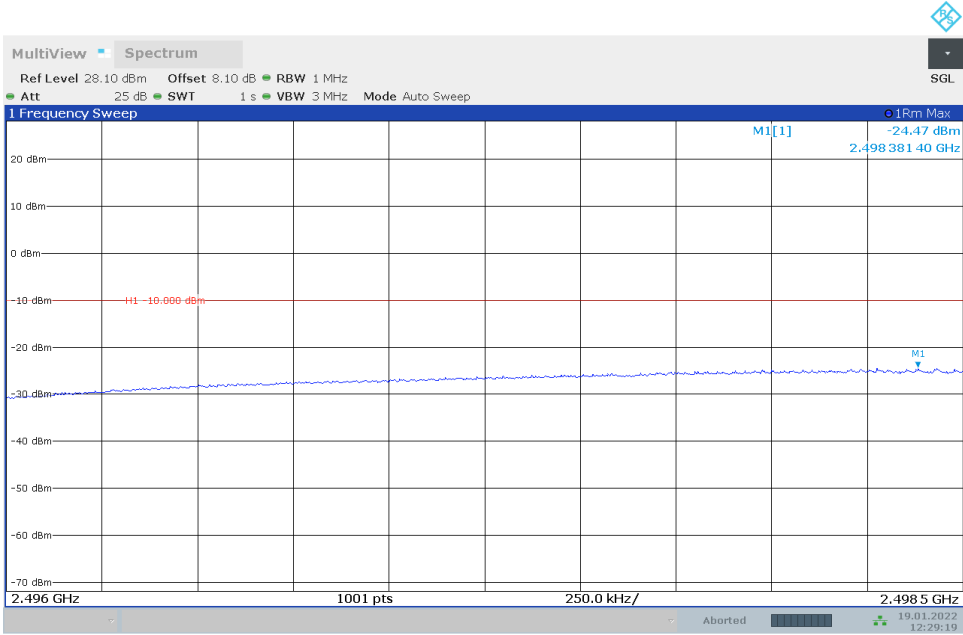


12:26:25 19.01.2022

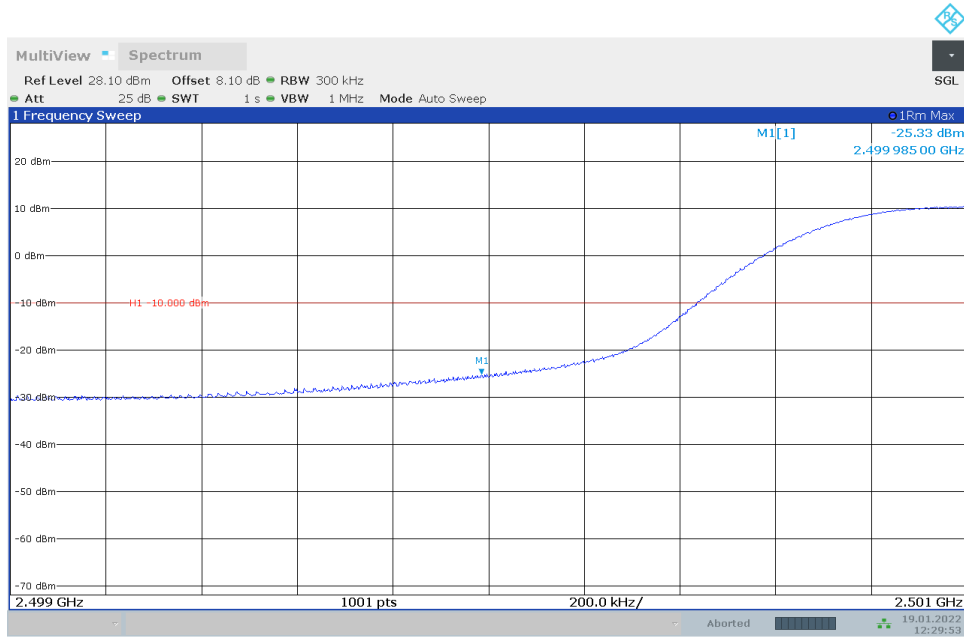
5.2.12 CA_7C_TM1_LCH_15MHZ_15MHZ_PCCRB75#0_SCCRB0#0



12:29:03 19.01.2022

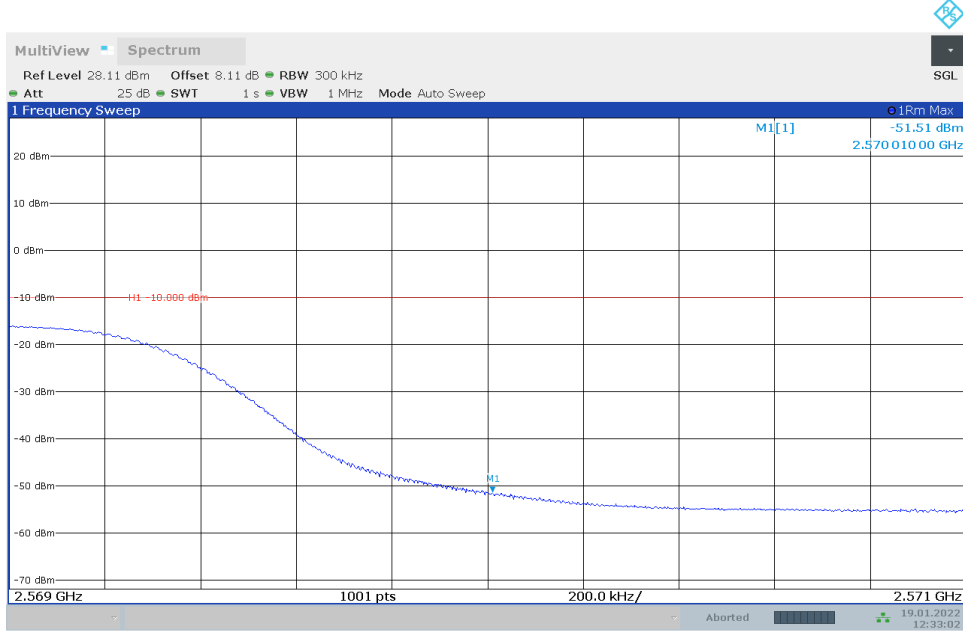


12:29:19 19.01.2022

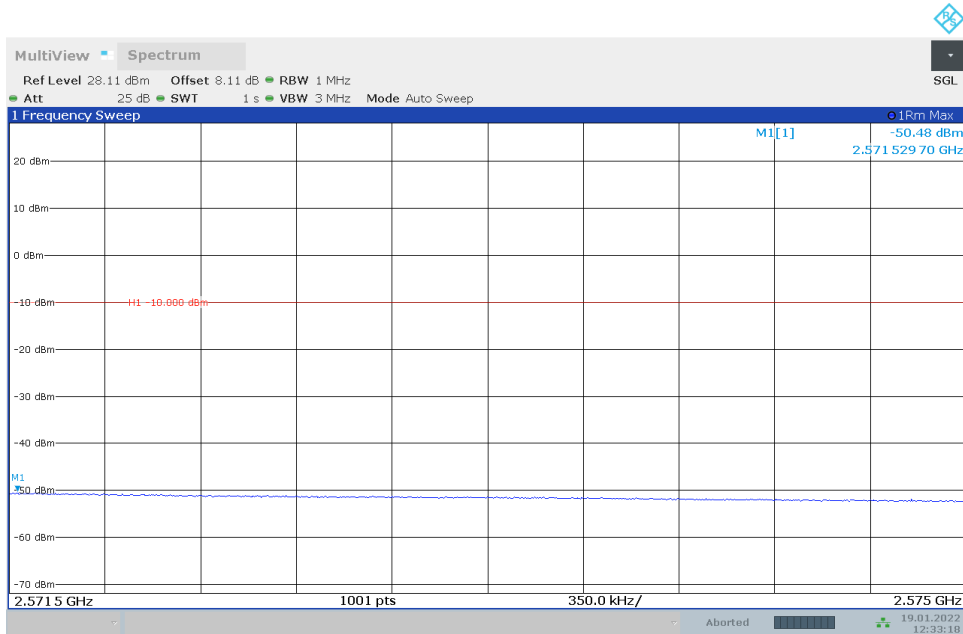


12:29:54 19.01.2022

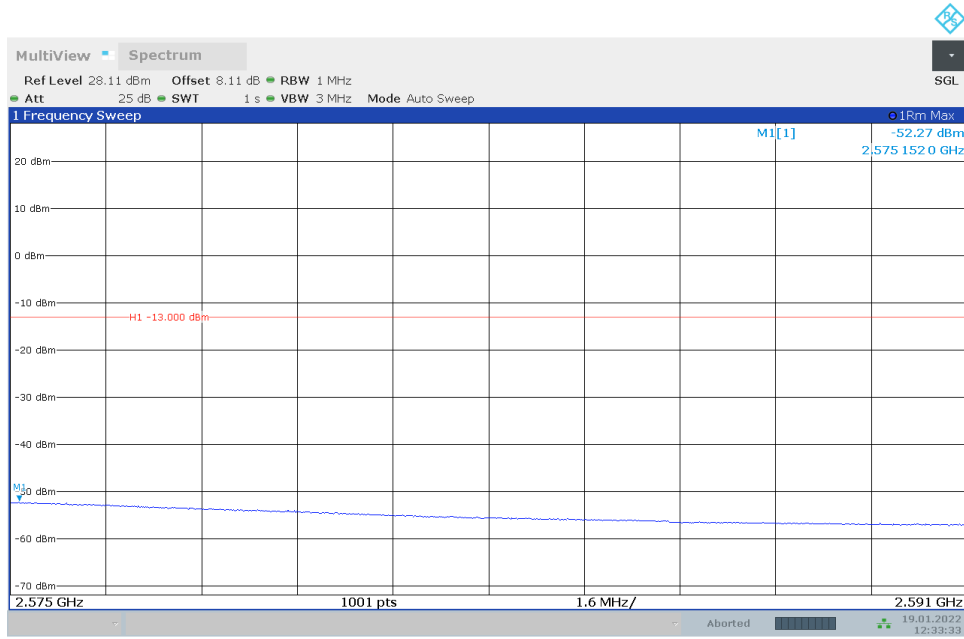
5.2.13 CA_7C_TM1_HCH_15MHZ_15MHZ_PCCRB75#0_SCCRB75#0



12:33:03 19.01.2022

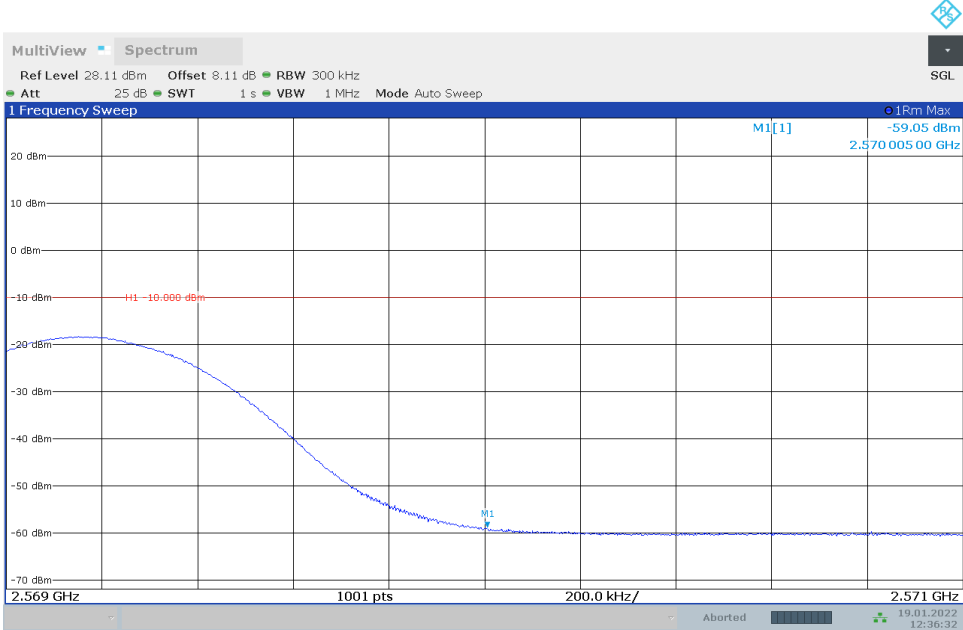


12:33:18 19.01.2022

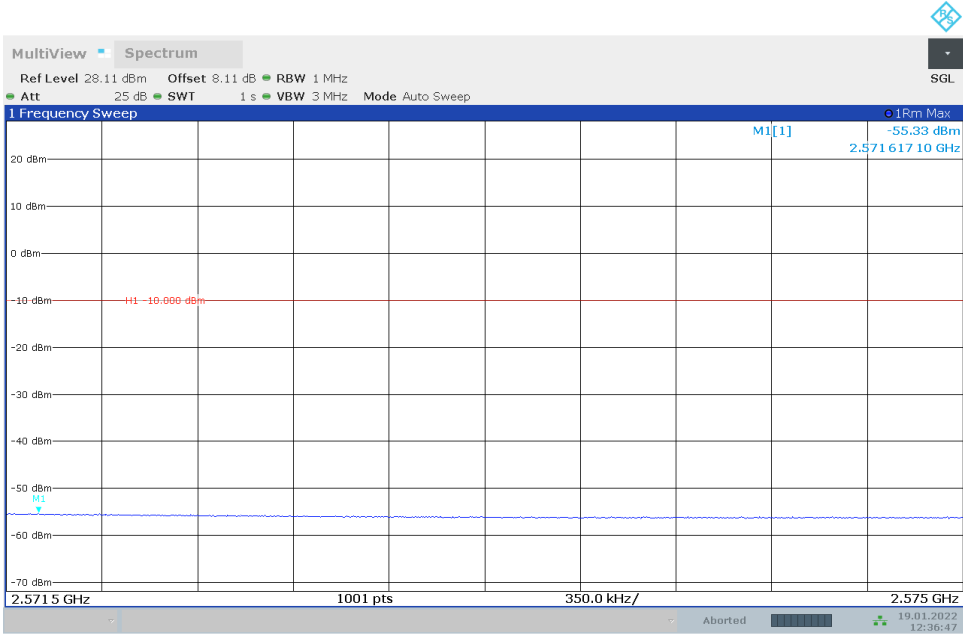


12:33:34 19.01.2022

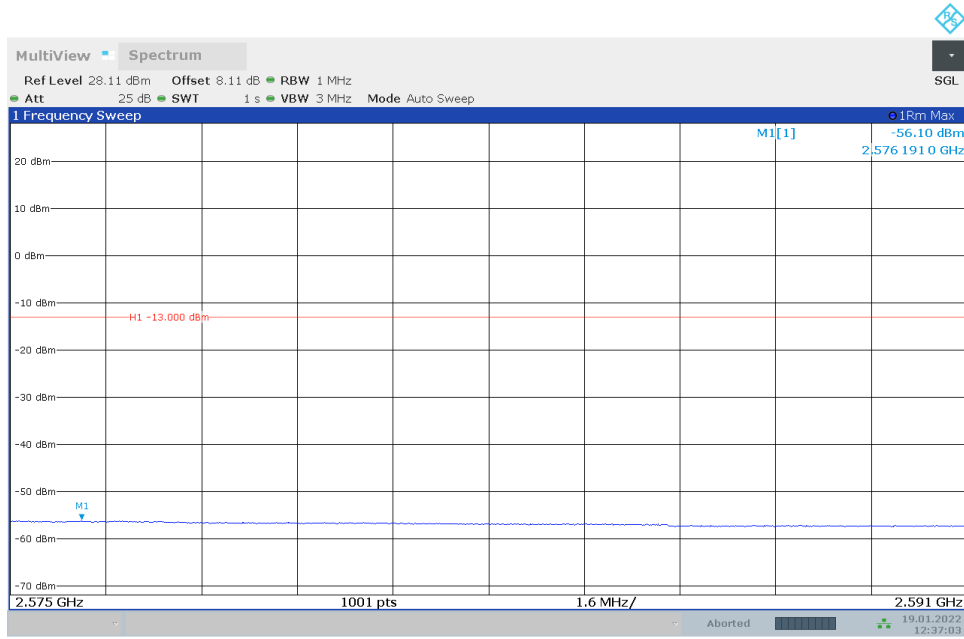
5.2.14 CA_7C_TM1_HCH_15MHZ_15MHZ_PCCRB0#0_SCCRB1#74



12:36:32 19.01.2022

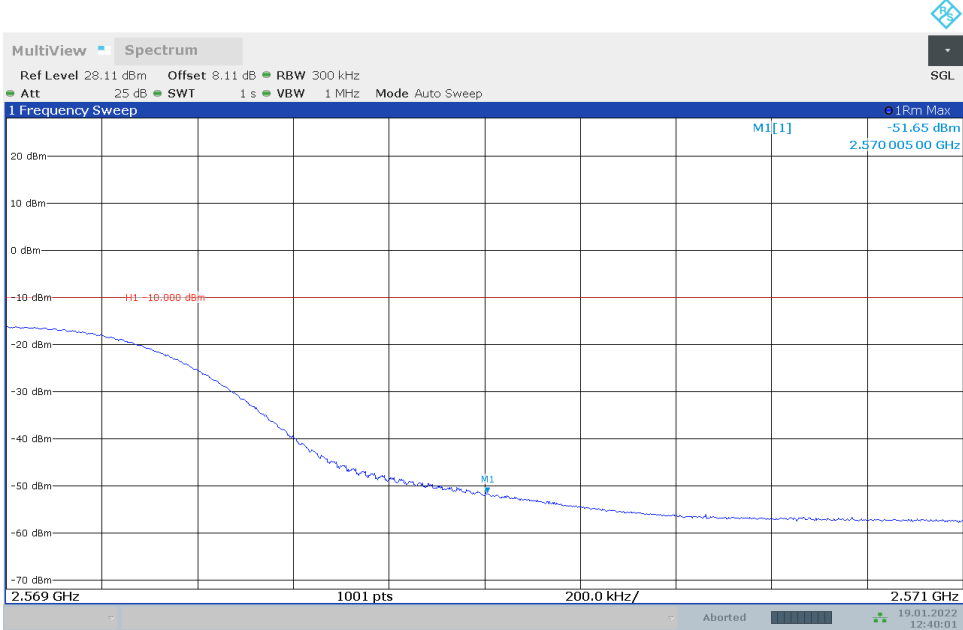


12:36:47 19.01.2022

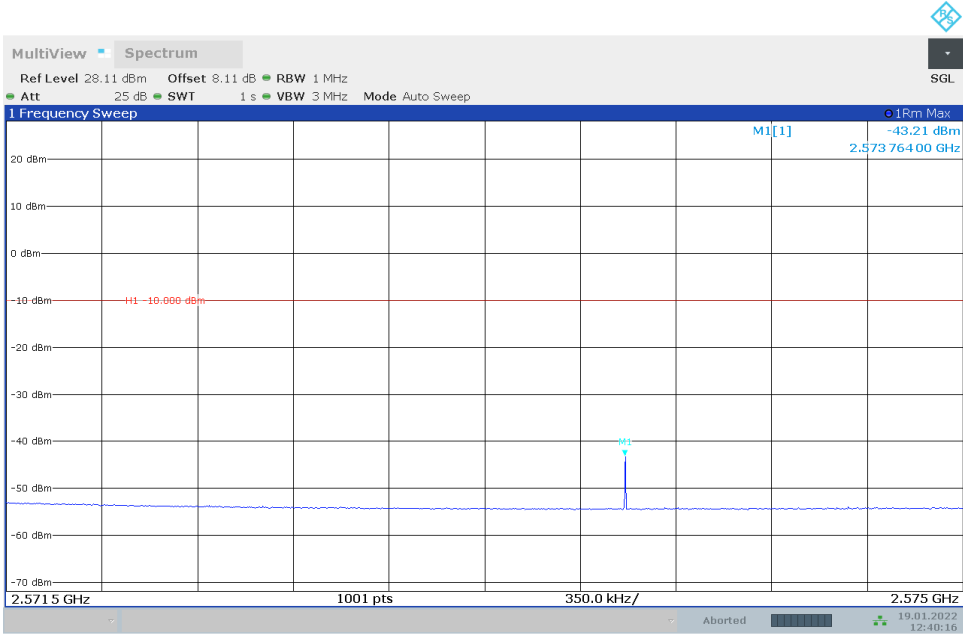


12:37:03 19.01.2022

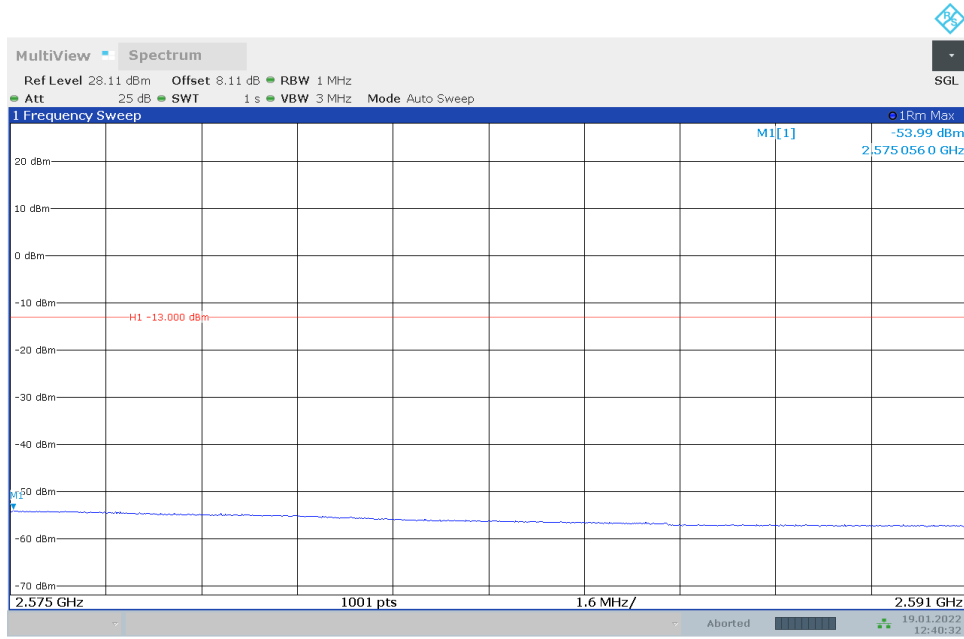
5.2.15 CA_7C_TM1_HCH_15MHZ_15MHZ_PCCRB0#0_SCCRB16#59



12:40:01 19.01.2022

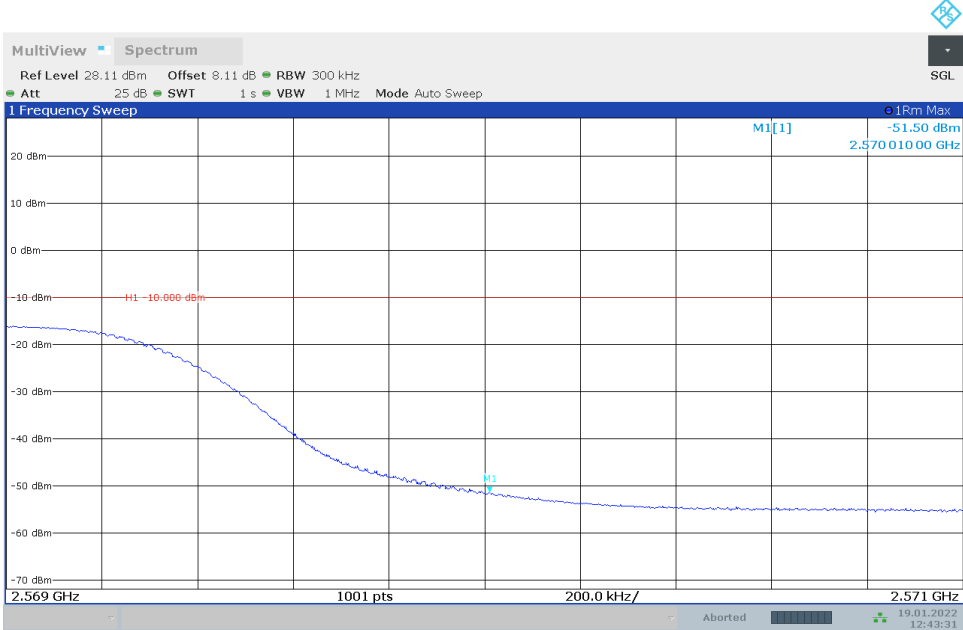


12:40:17 19.01.2022

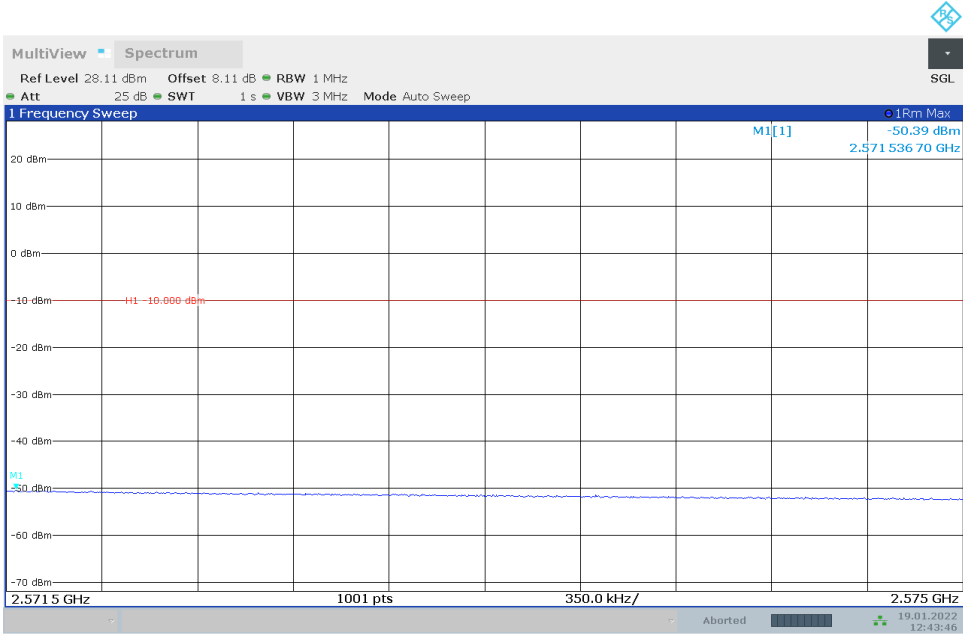


12:40:32 19.01.2022

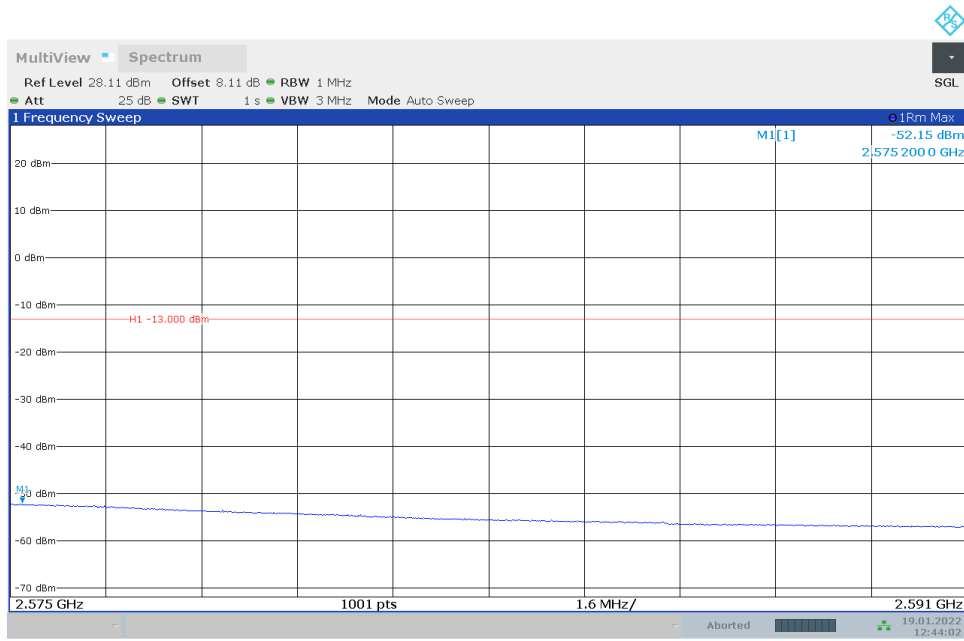
5.2.16 CA_7C_TM1_HCH_15MHZ_15MHZ_PCCRB0#0_SCCRB75#0



12:43:31 19.01.2022

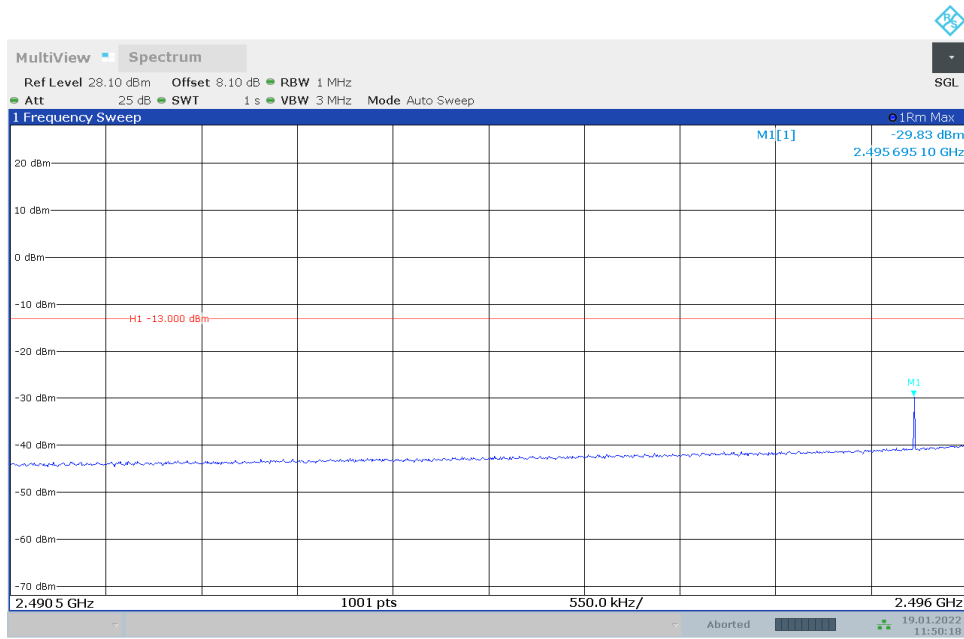


12:43:47 19.01.2022

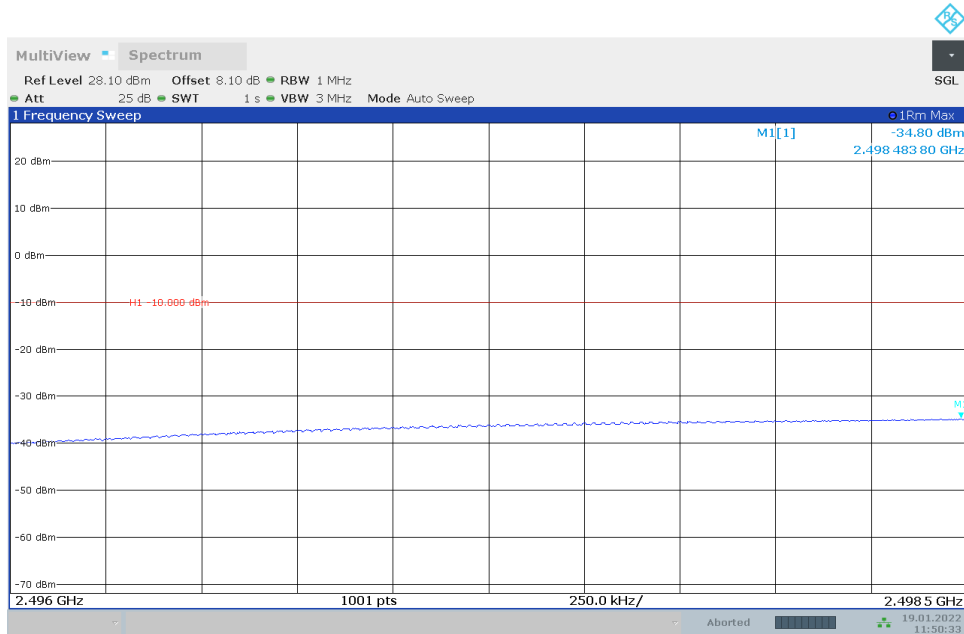


12:44:02 19.01.2022

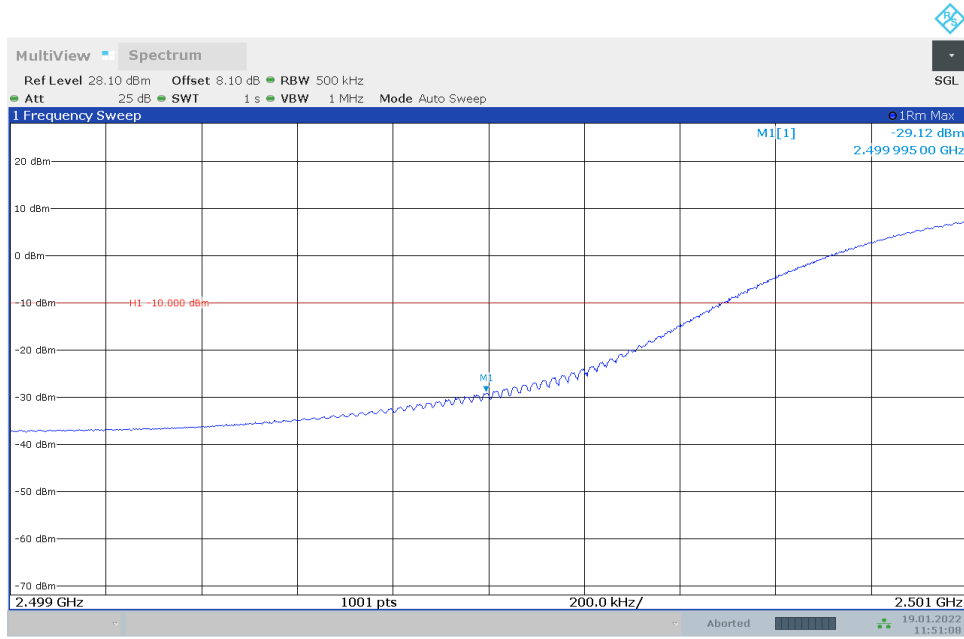
5.2.17 CA_7C_TM2_LCH_20MHZ_20MHZ_PCCRB100#0_SCCRB100#0



11:50:18 19.01.2022

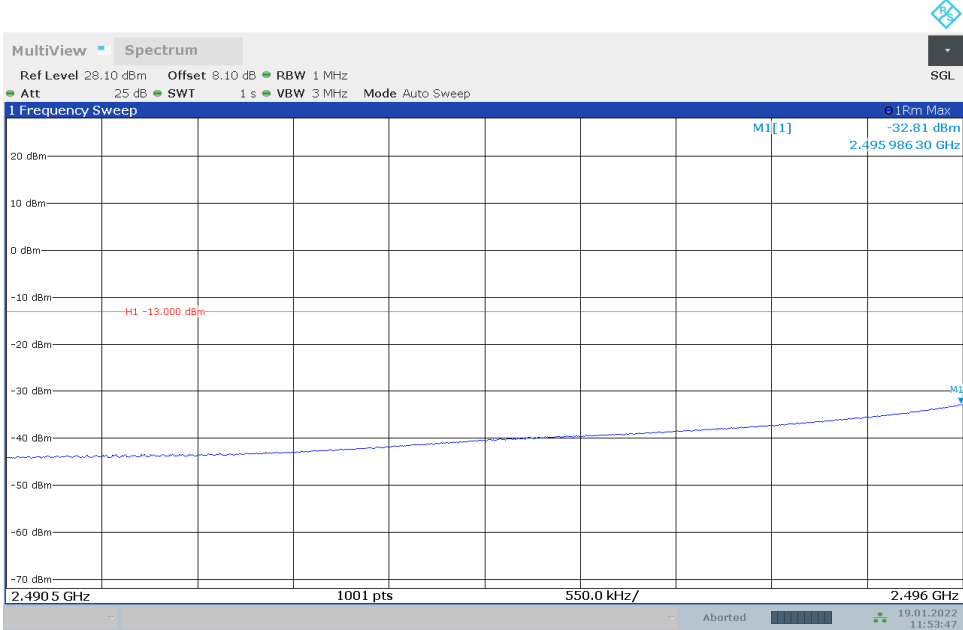


11:50:34 19.01.2022

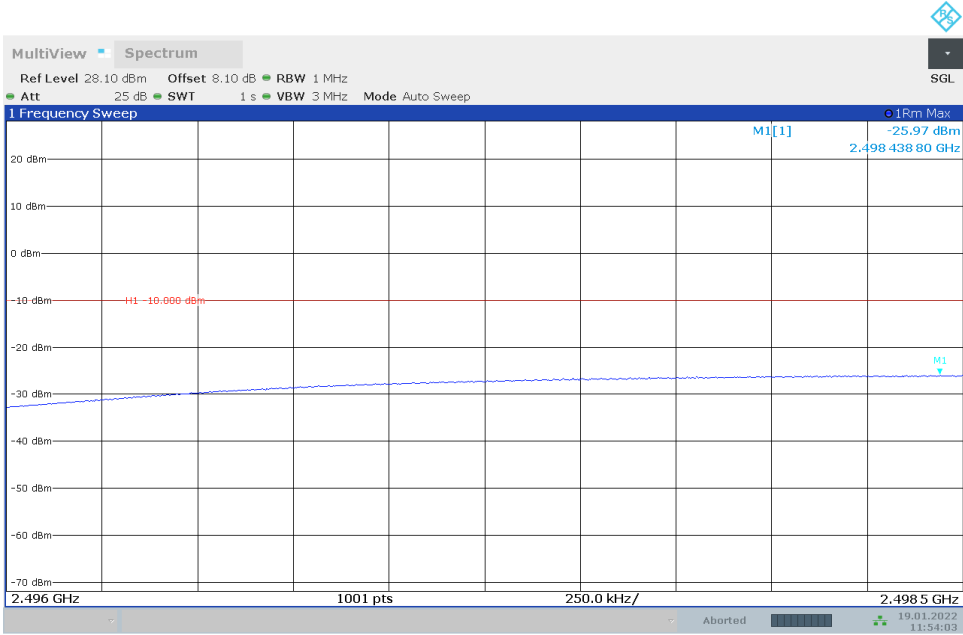


11:51:09 19.01.2022

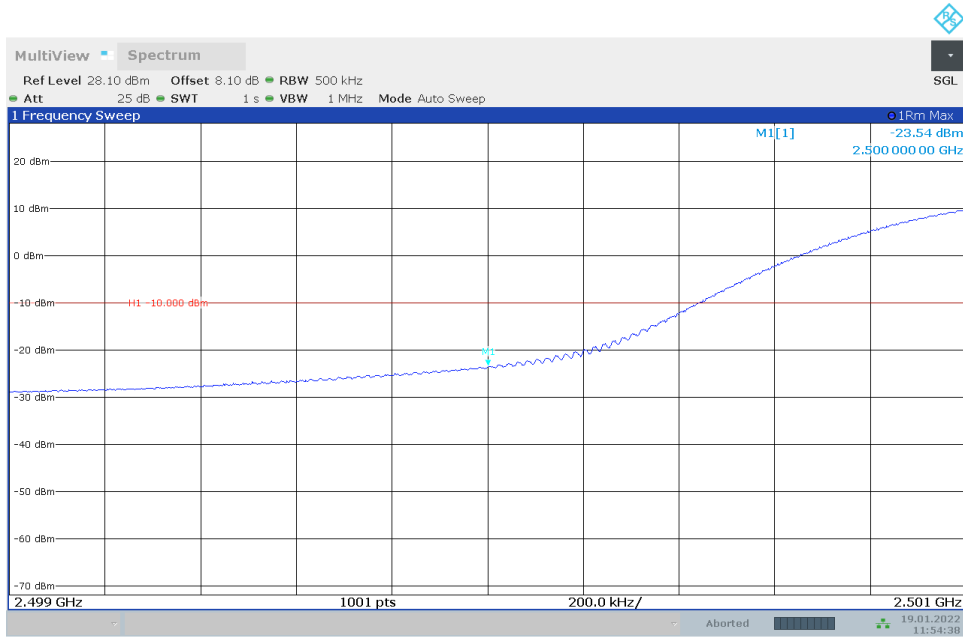
5.2.18 CA_7C_TM2_LCH_20MHZ_20MHZ_PCCRB1#0_SCCRB0#0



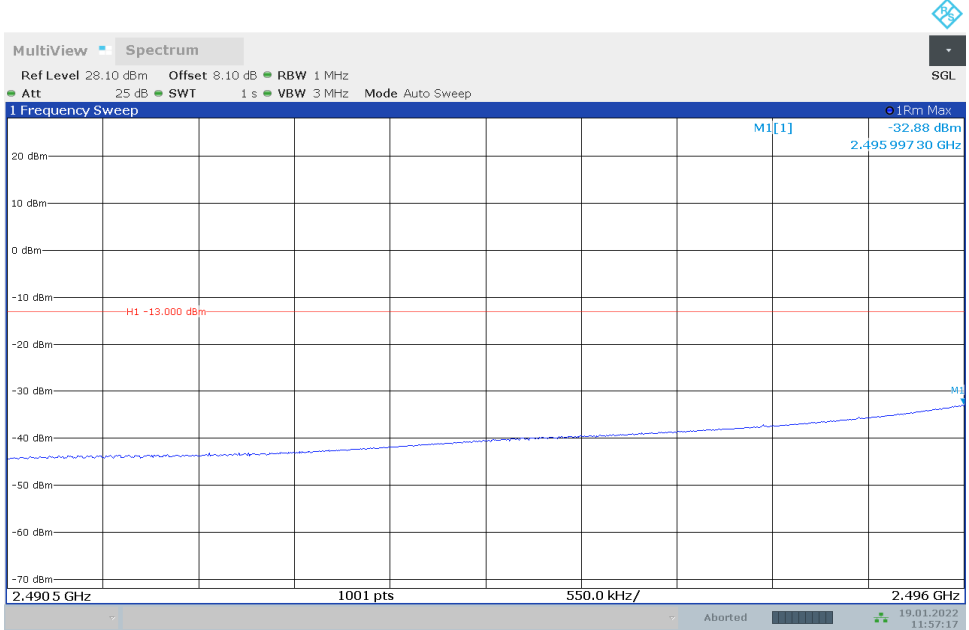
11:53:48 19.01.2022



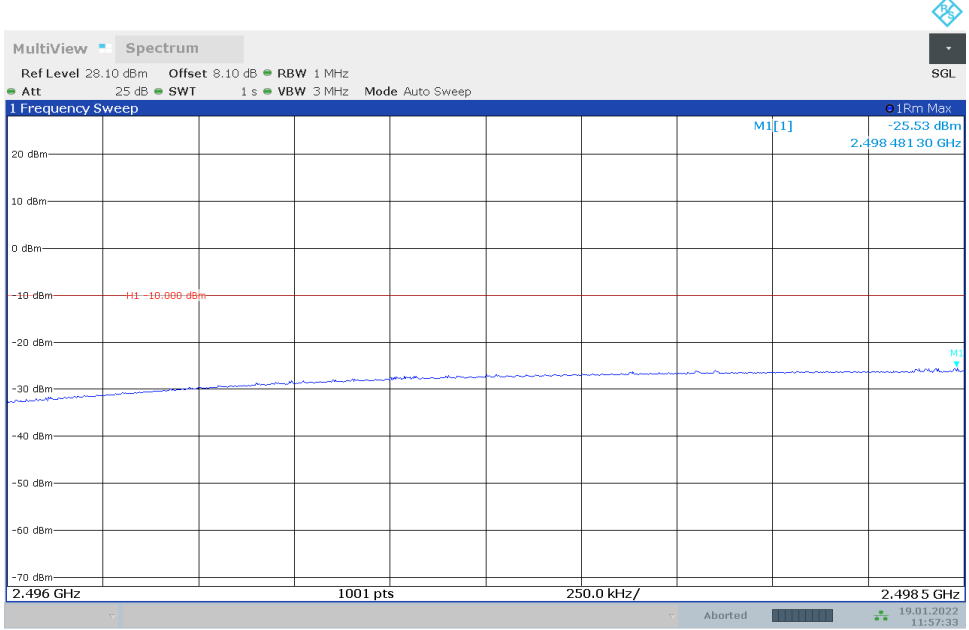
11:54:04 19.01.2022



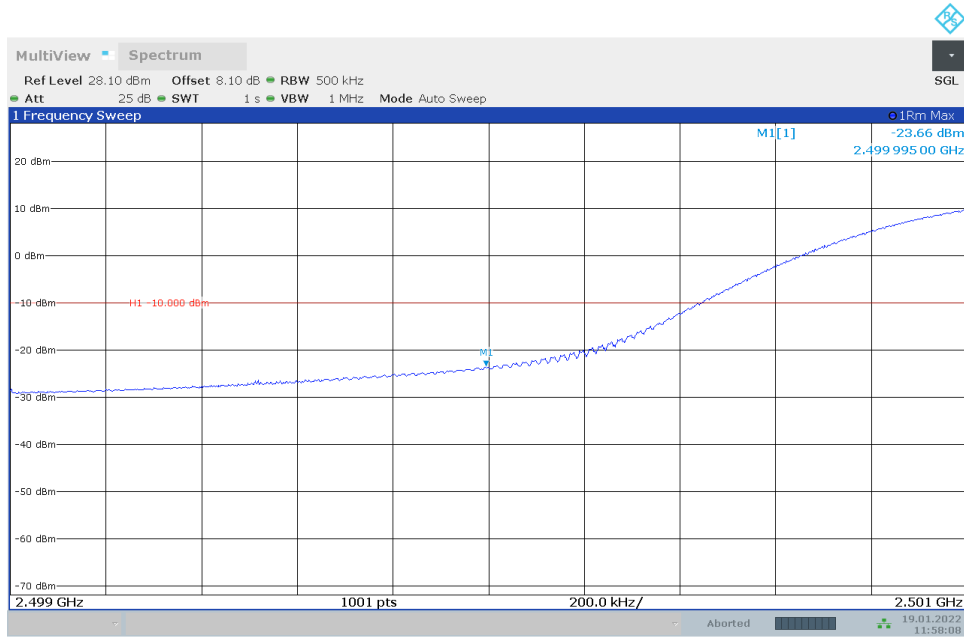
5.2.19 CA_7C_TM2_LCH_20MHZ_20MHZ_PCCRB18#0_SCCRB0#0



11:57:18 19.01.2022

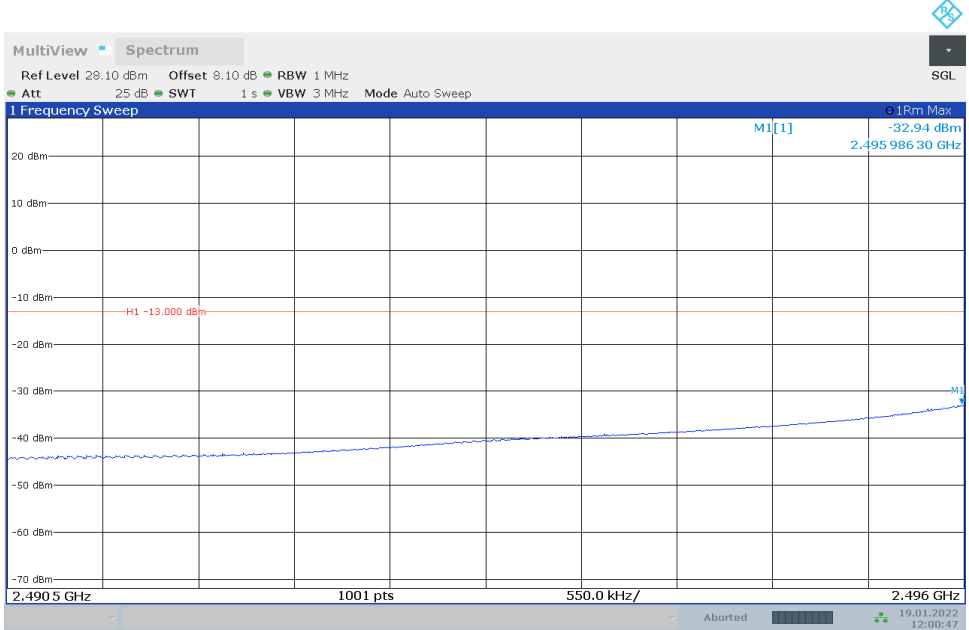


11:57:34 19.01.2022

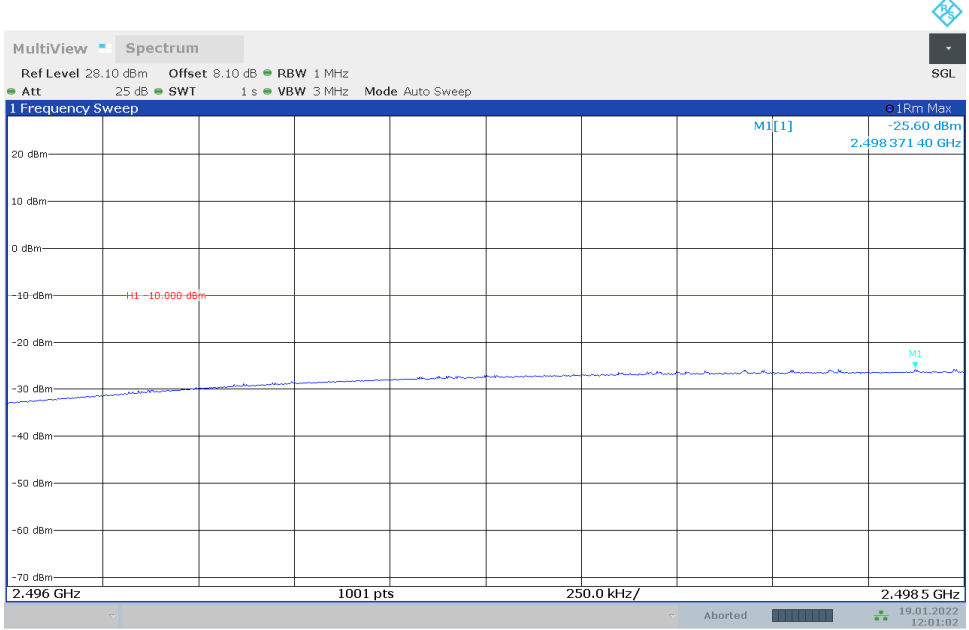


11:58:08 19.01.2022

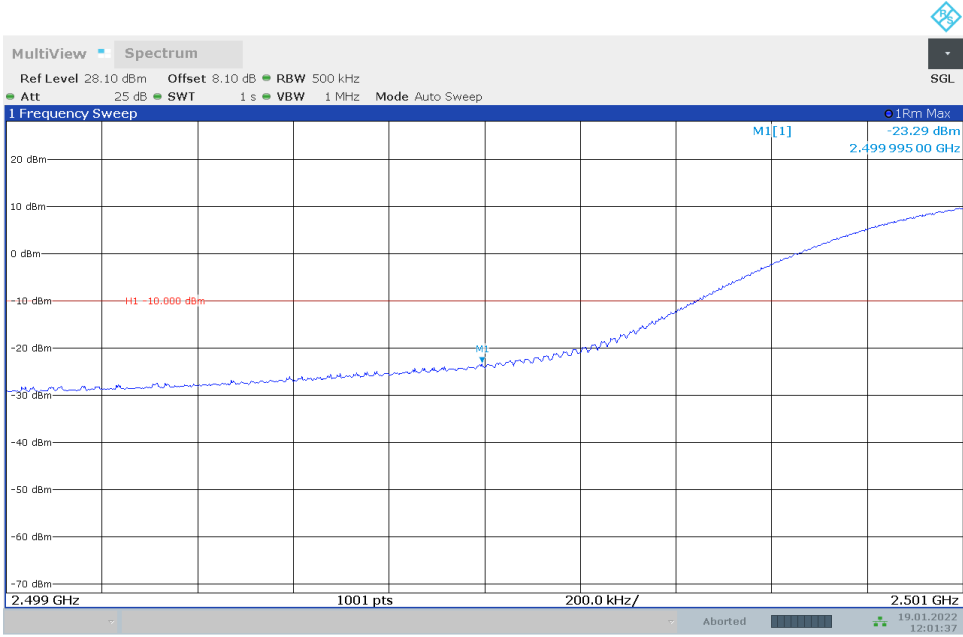
5.2.20 CA_7C_TM2_LCH_20MHZ_20MHZ_PCCRB100#0_SCCRB0#0



12:00:48 19.01.2022

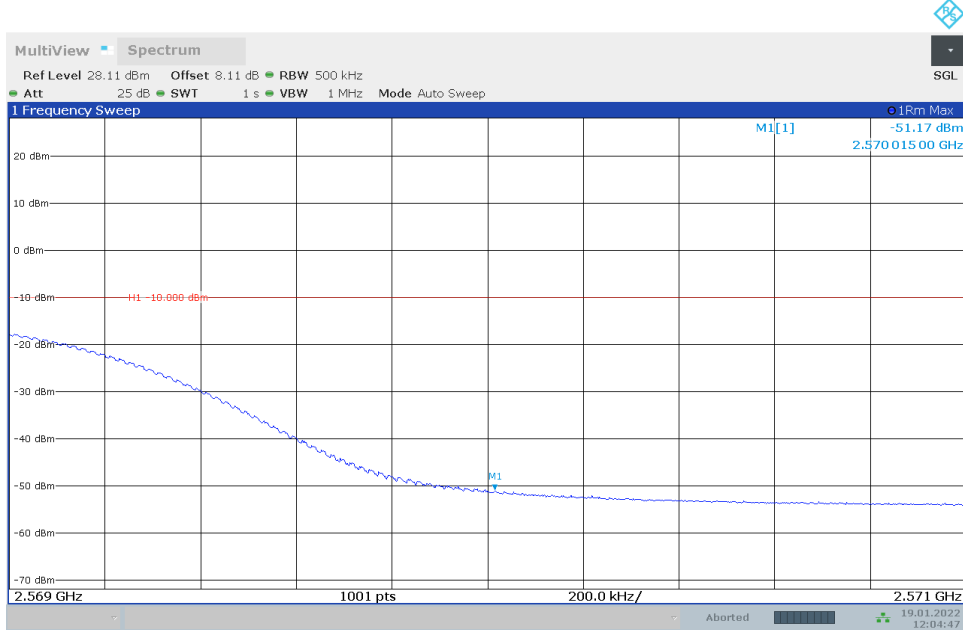


12:01:03 19.01.2022

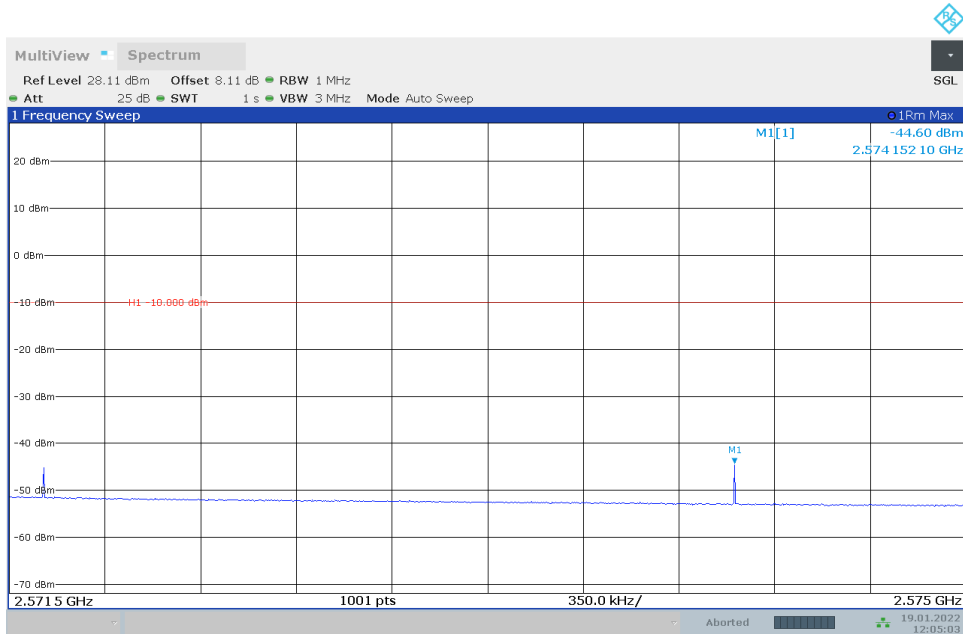


12:01:38 19.01.2022

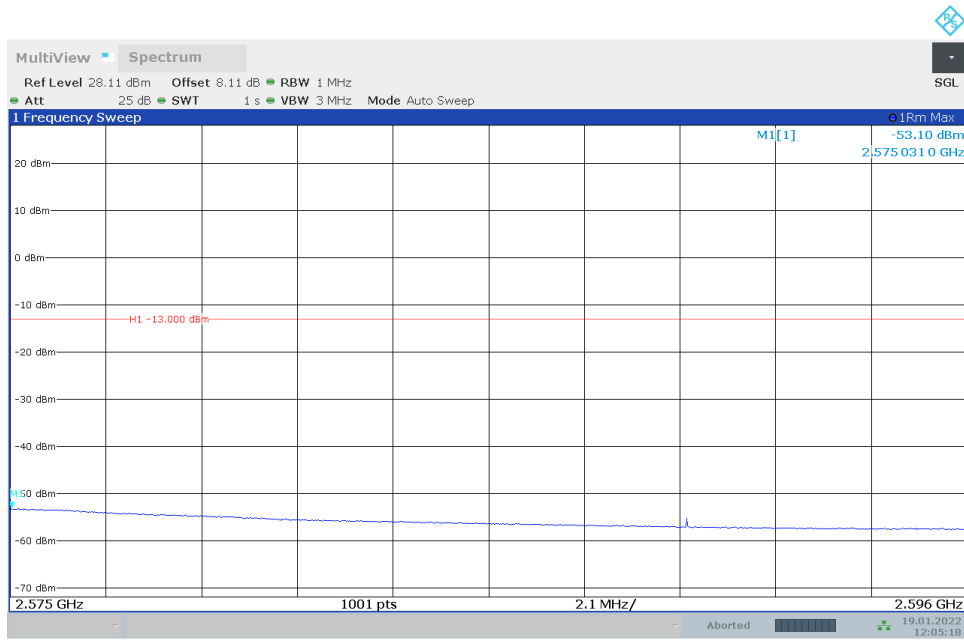
5.2.21 CA_7C_TM2_HCH_20MHZ_20MHZ_PCCRB100#0_SCCRB100#0



12:04:48 19.01.2022

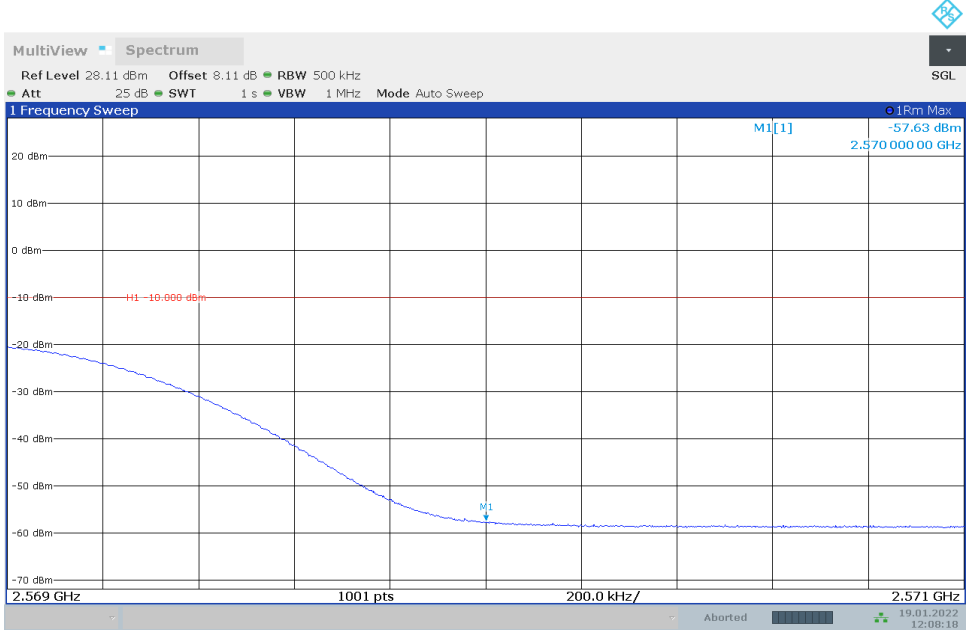


12:05:03 19.01.2022

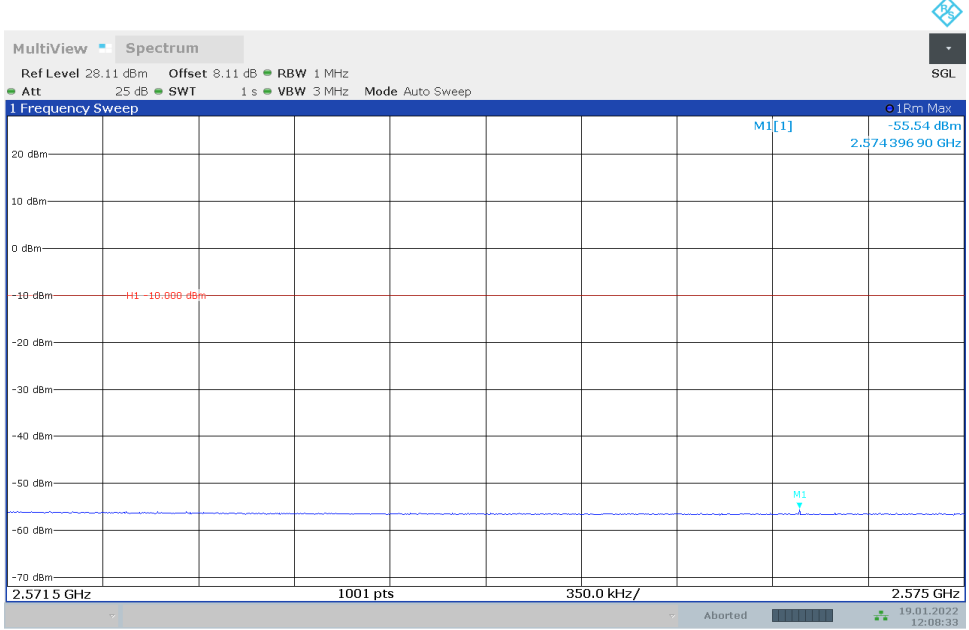


12:05:19 19.01.2022

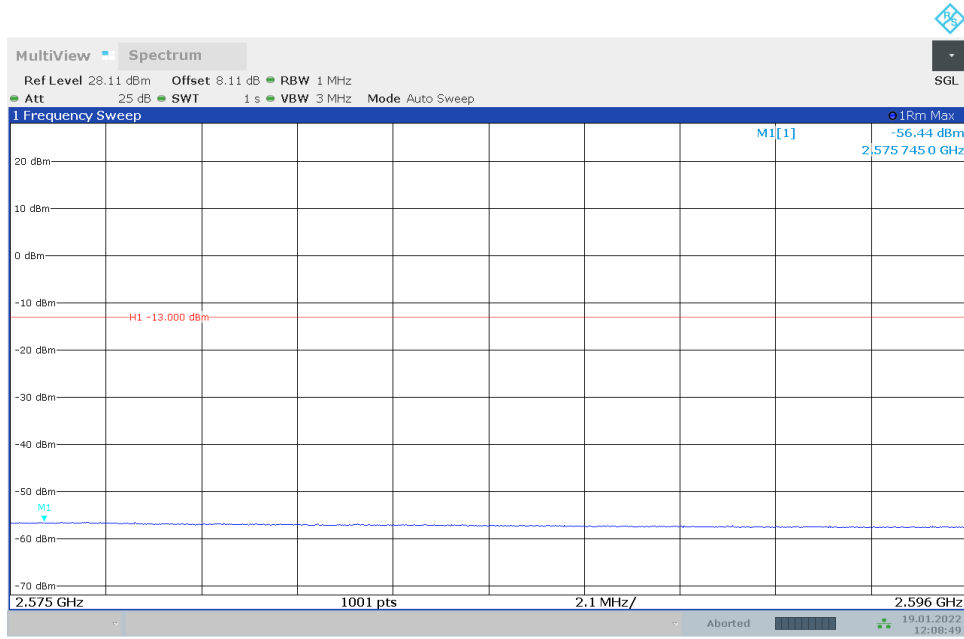
5.2.22 CA_7C_TM2_HCH_20MHZ_20MHZ_PCCRB0#0_SCCRB1#99



12:08:18 19.01.2022

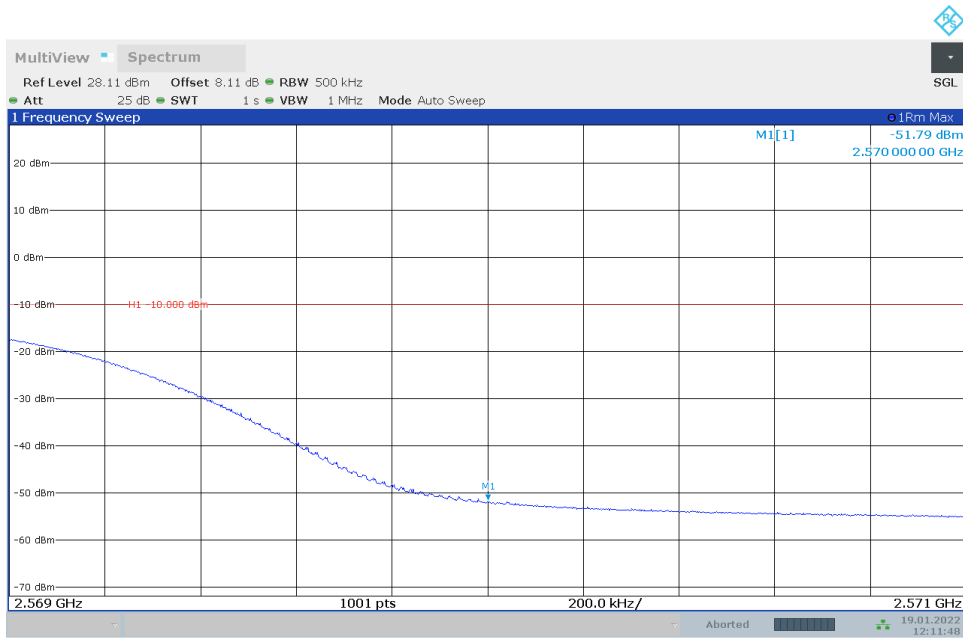


12:08:33 19.01.2022

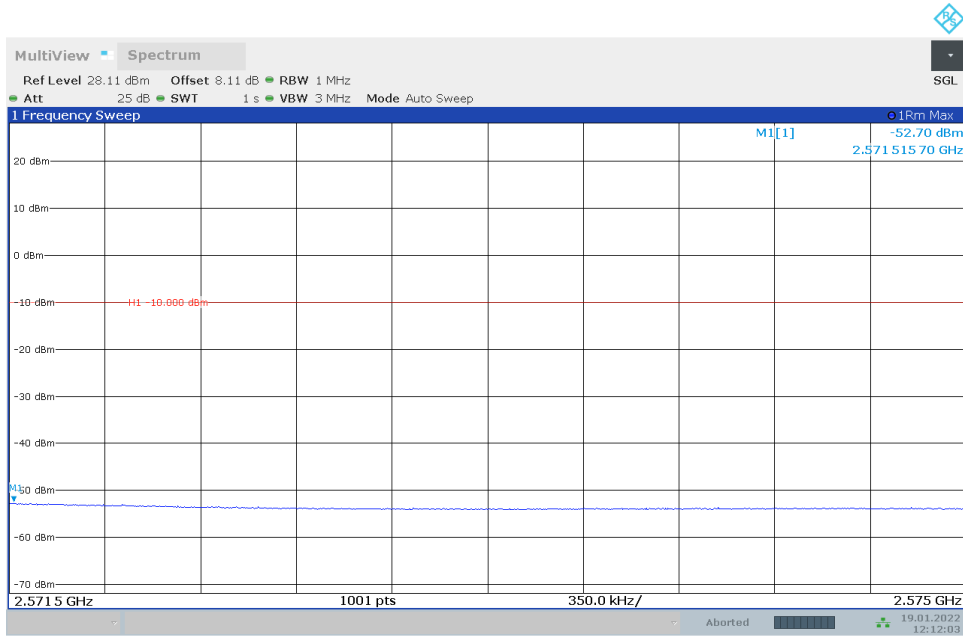


12:08:49 19.01.2022

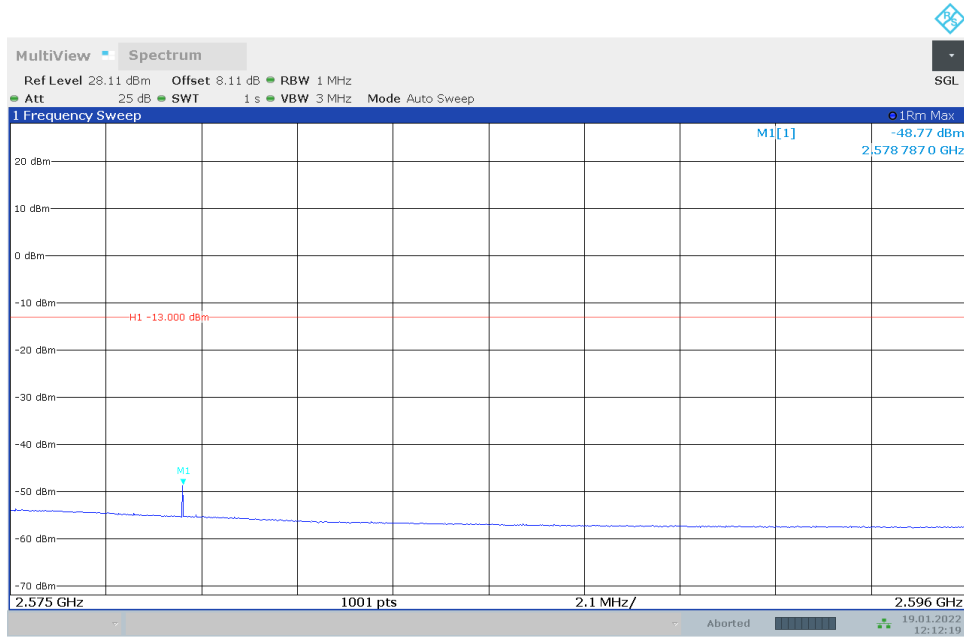
5.2.23 CA_7C_TM2_HCH_20MHZ_20MHZ_PCCRB0#0_SCCRB18#82



12:11:48 19.01.2022

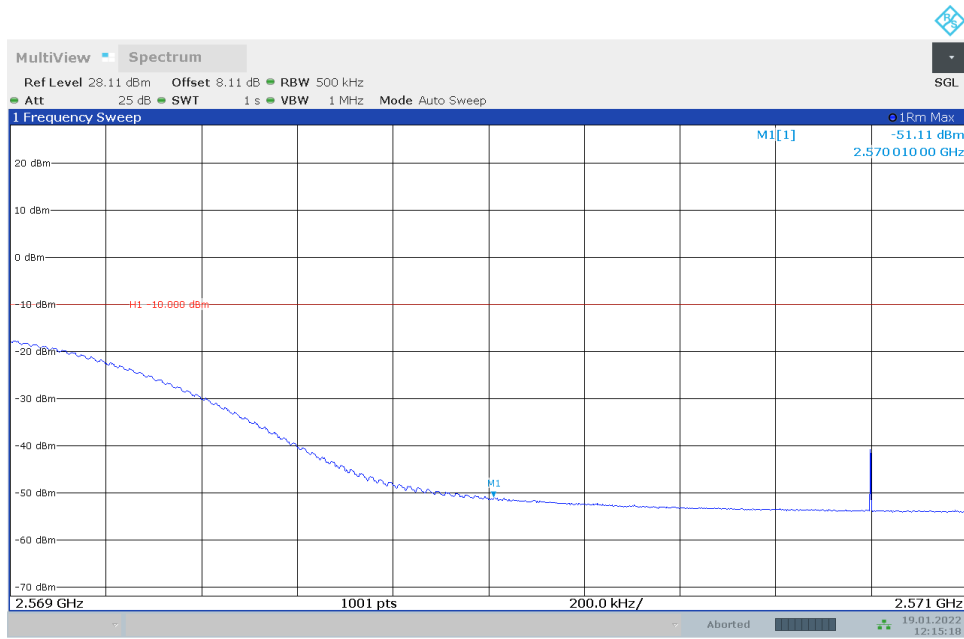


12:12:04 19.01.2022

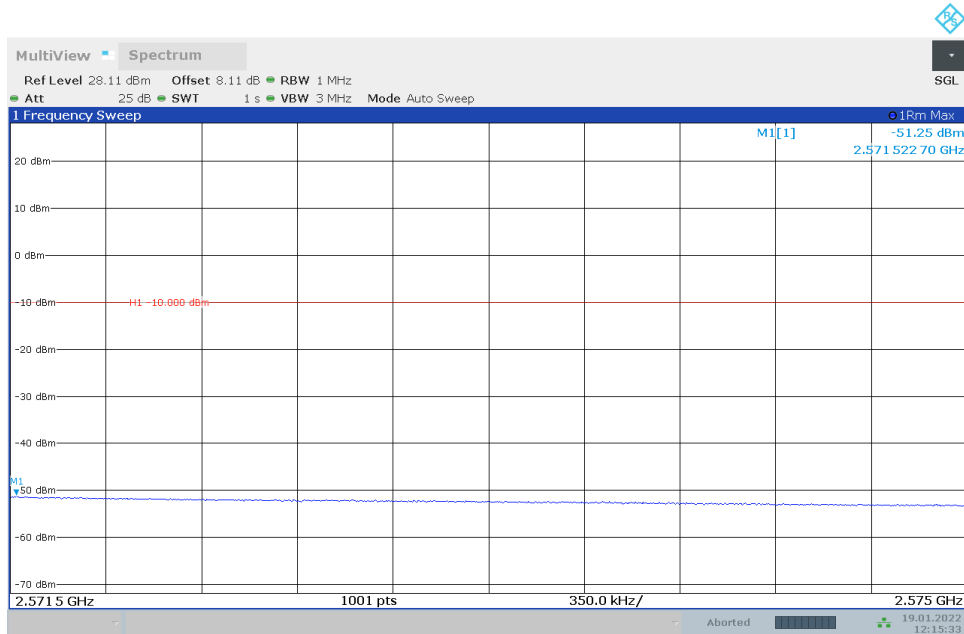


12:12:19 19.01.2022

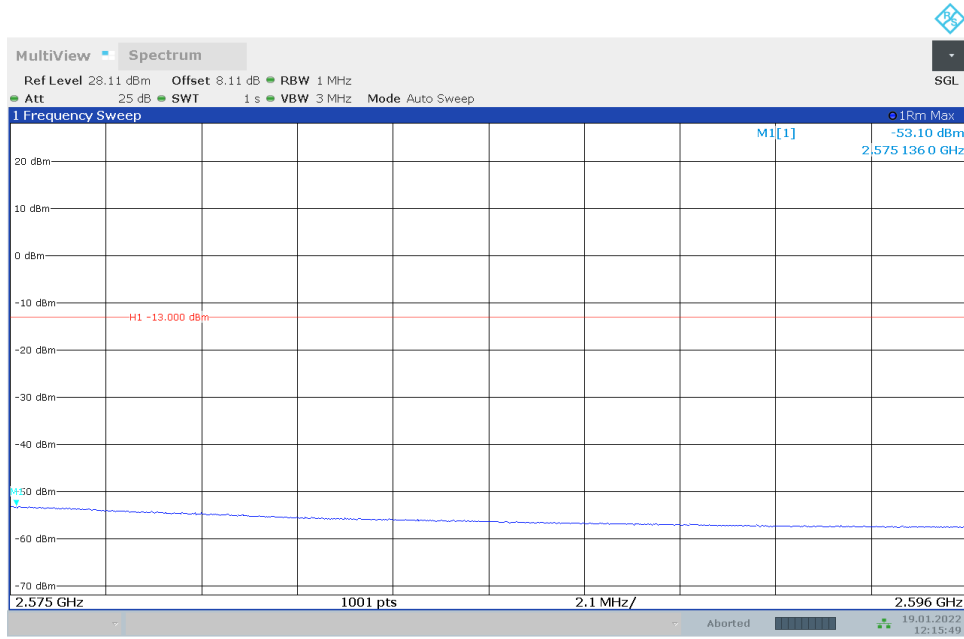
5.2.24 CA_7C_TM2_HCH_20MHZ_20MHZ_PCCRB0#0_SCCRB100#0



12:15:18 19.01.2022

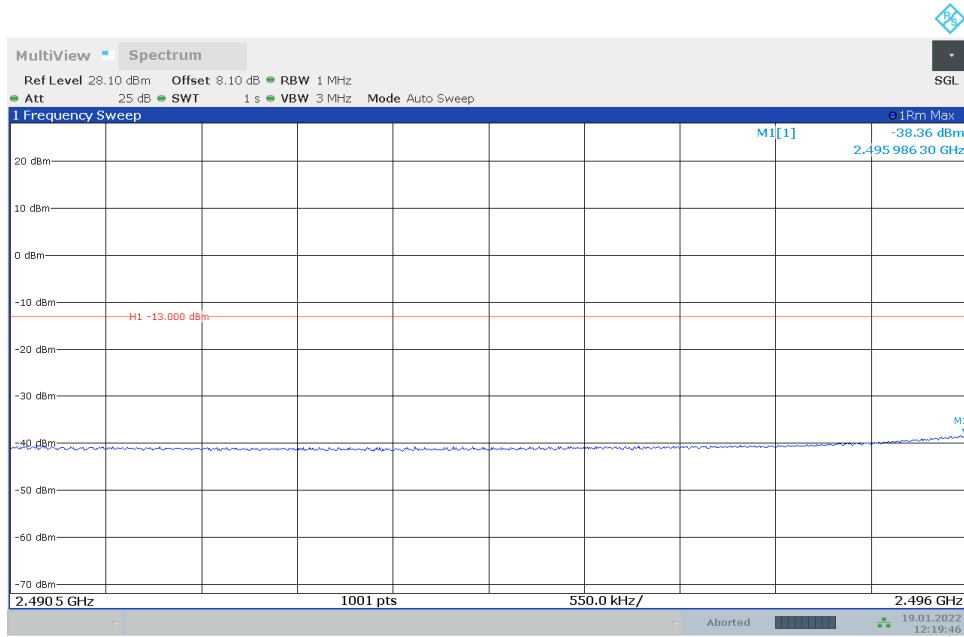


12:15:34 19.01.2022

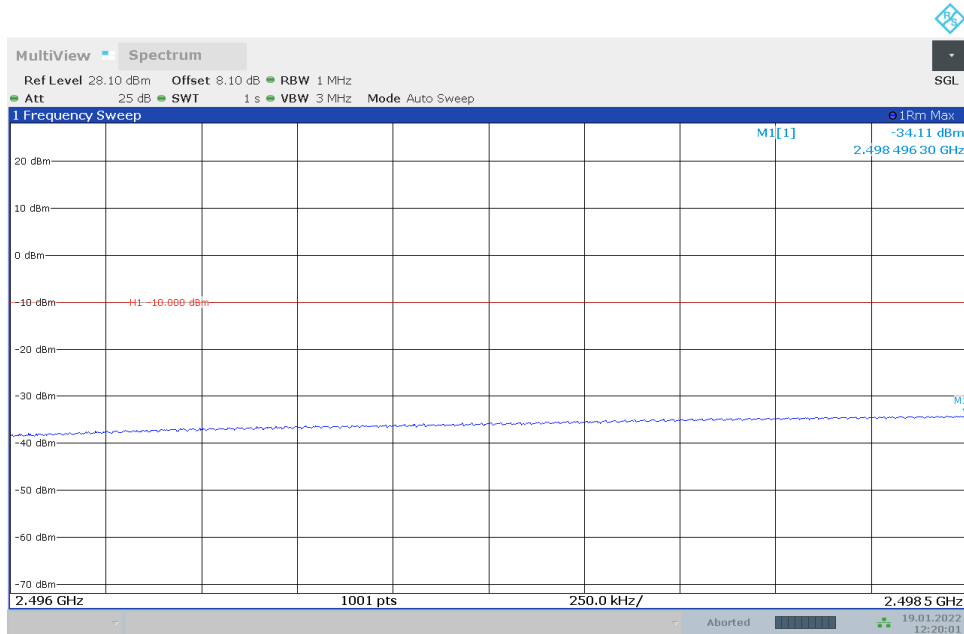


12:15:49 19.01.2022

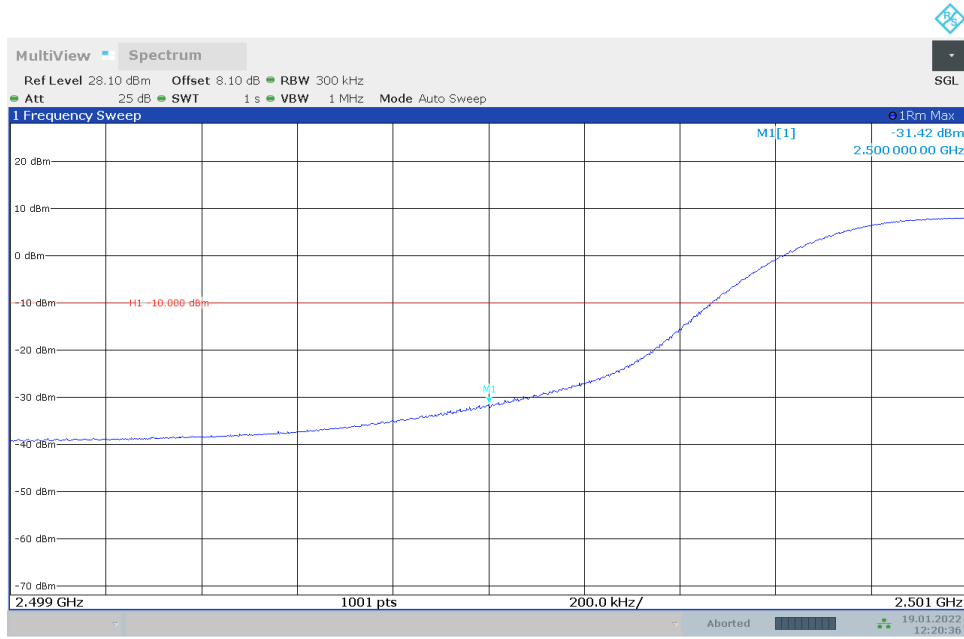
5.2.25 CA_7C_TM2_LCH_15MHZ_15MHZ_PCCRB75#0_SCCRB75#0



12:19:46 19.01.2022

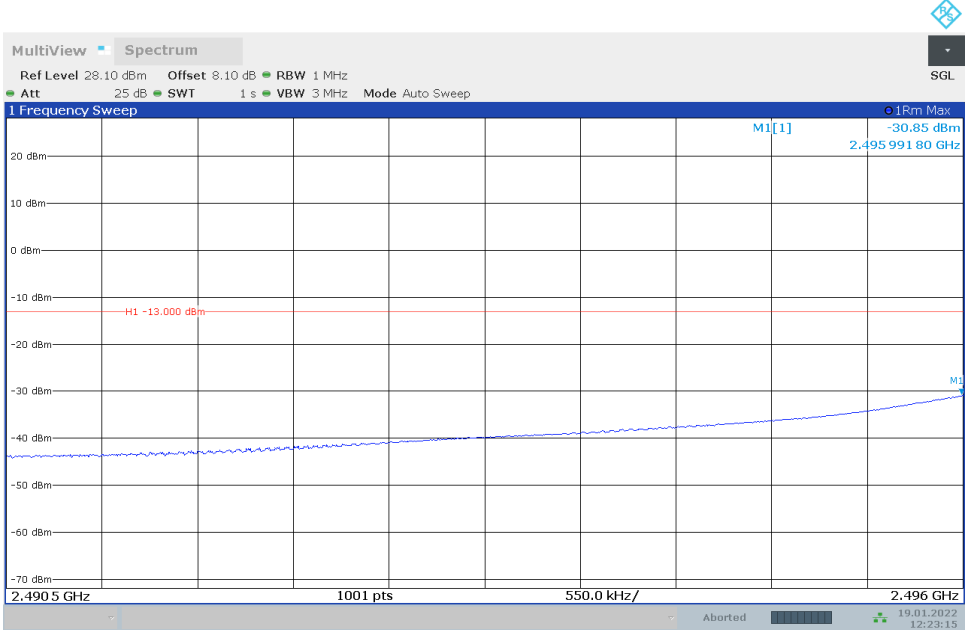


12:20:01 19.01.2022

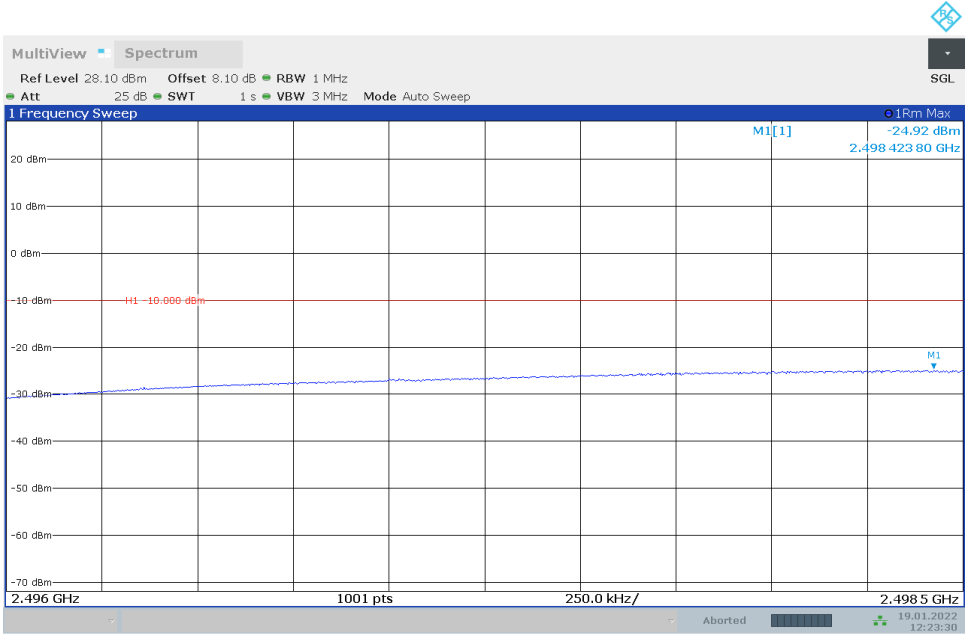


12:20:36 19.01.2022

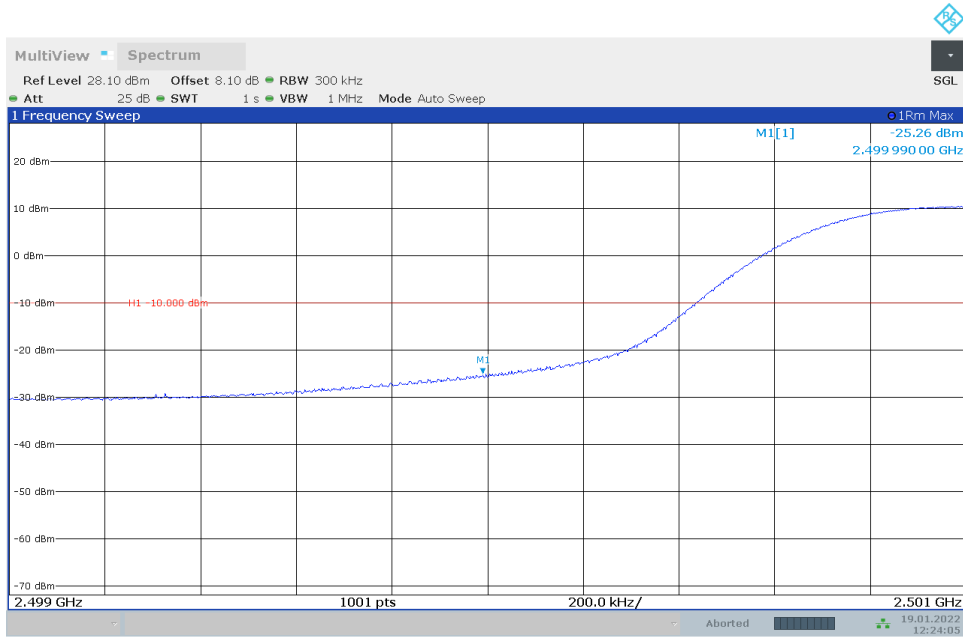
5.2.26 CA_7C_TM2_LCH_15MHZ_15MHZ_PCCRB1#0_SCCRB0#0



12:23:15 19.01.2022

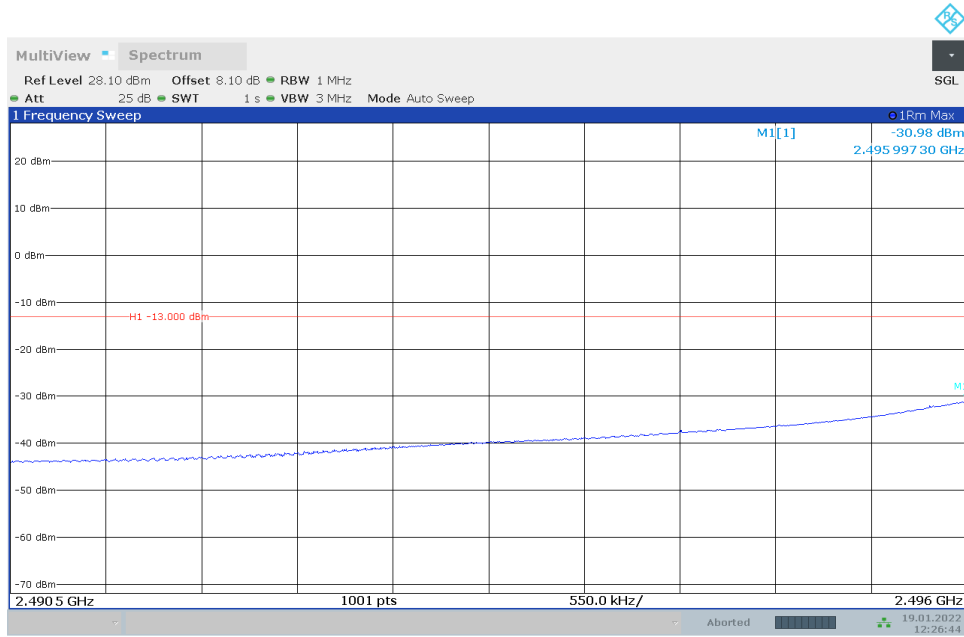


12:23:30 19.01.2022

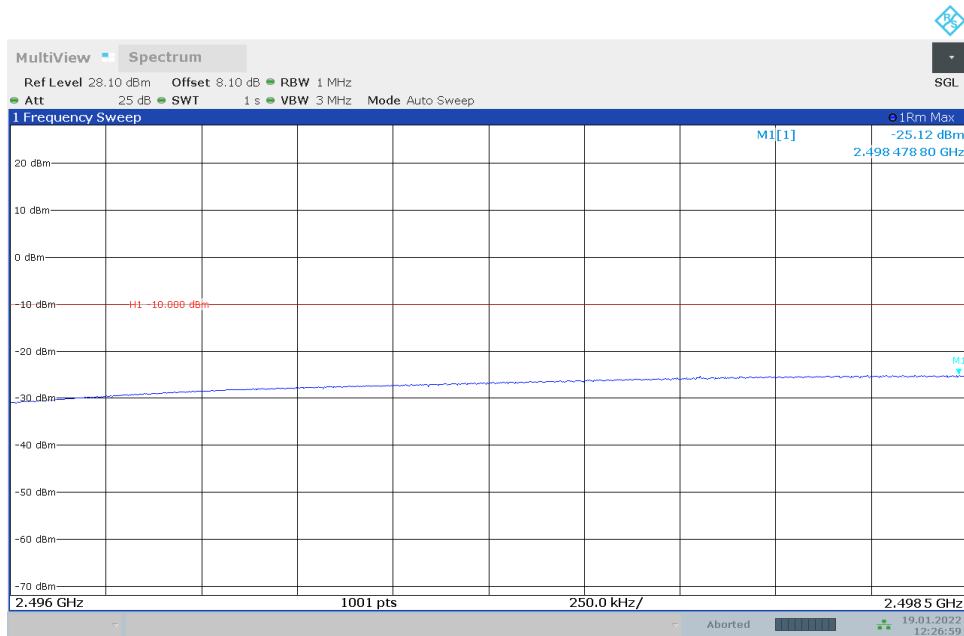


12:24:05 19.01.2022

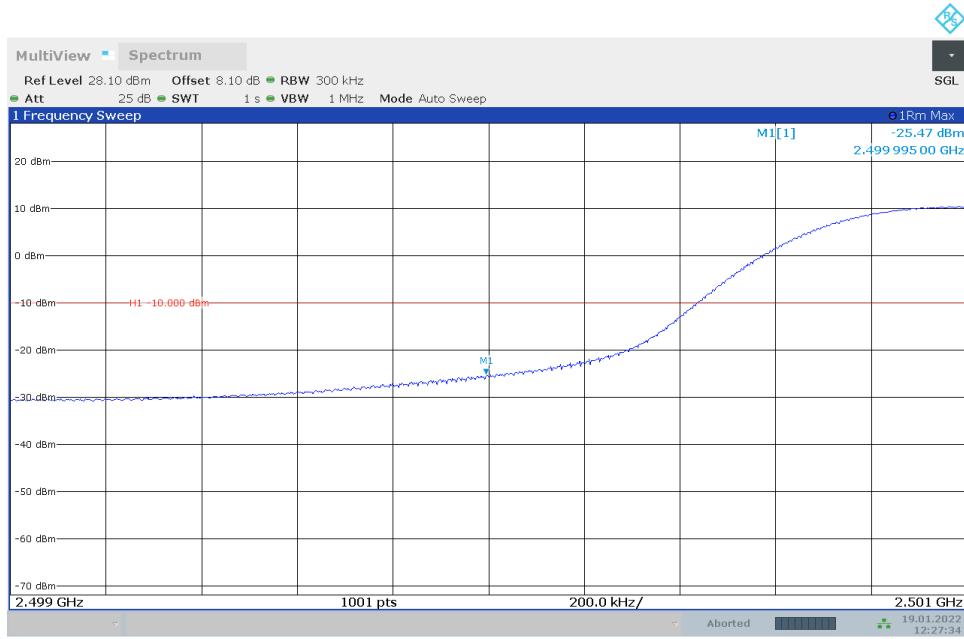
5.2.27 CA_7C_TM2_LCH_15MHZ_15MHZ_PCCRB16#0_SCCRB0#0



12:26:44 19.01.2022

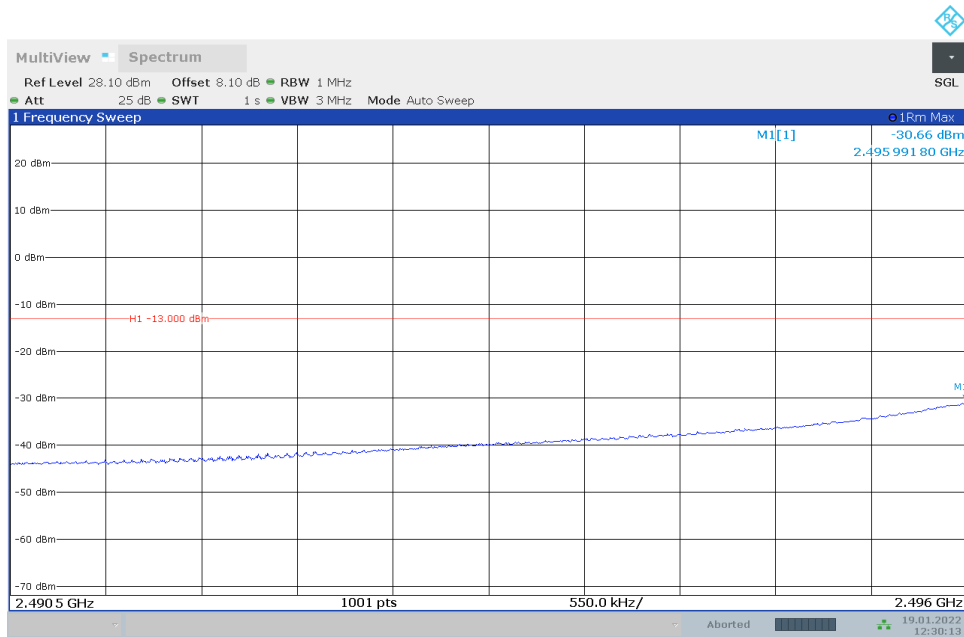


12:27:00 19.01.2022

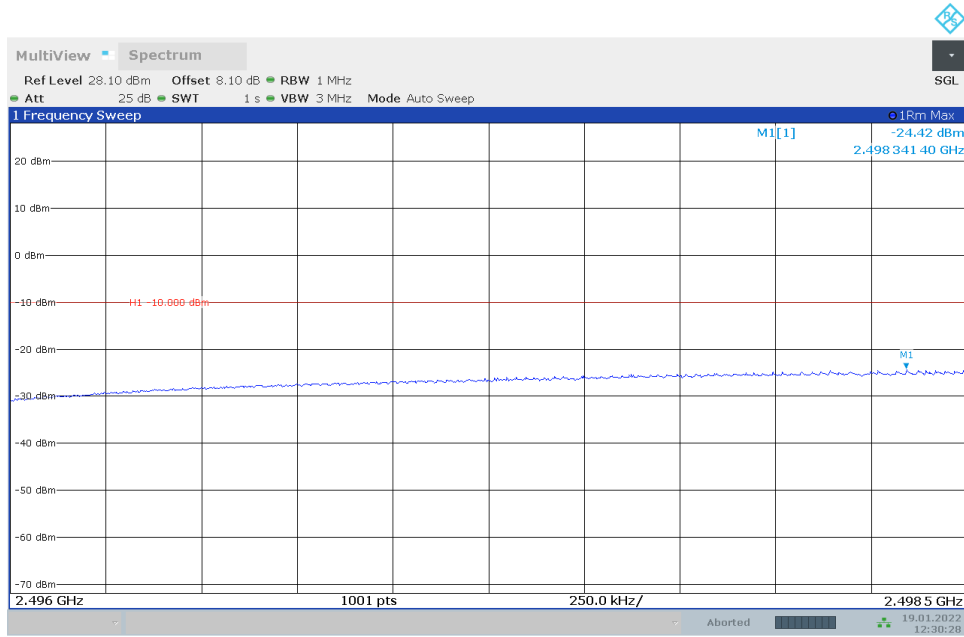


12:27:34 19.01.2022

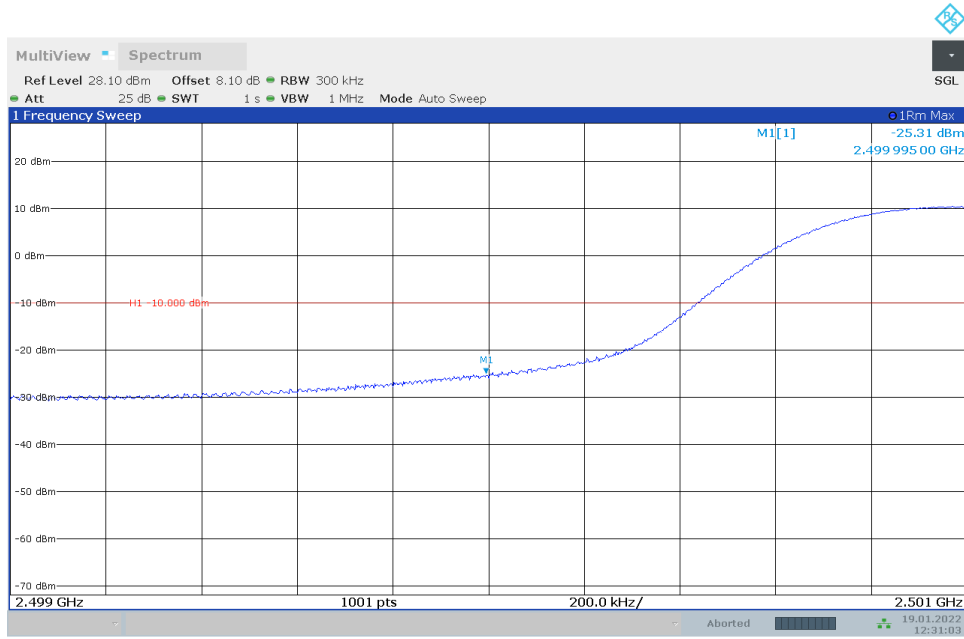
5.2.28 CA_7C_TM2_LCH_15MHZ_15MHZ_PCCRB75#0_SCCRB0#0



12:30:13 19.01.2022

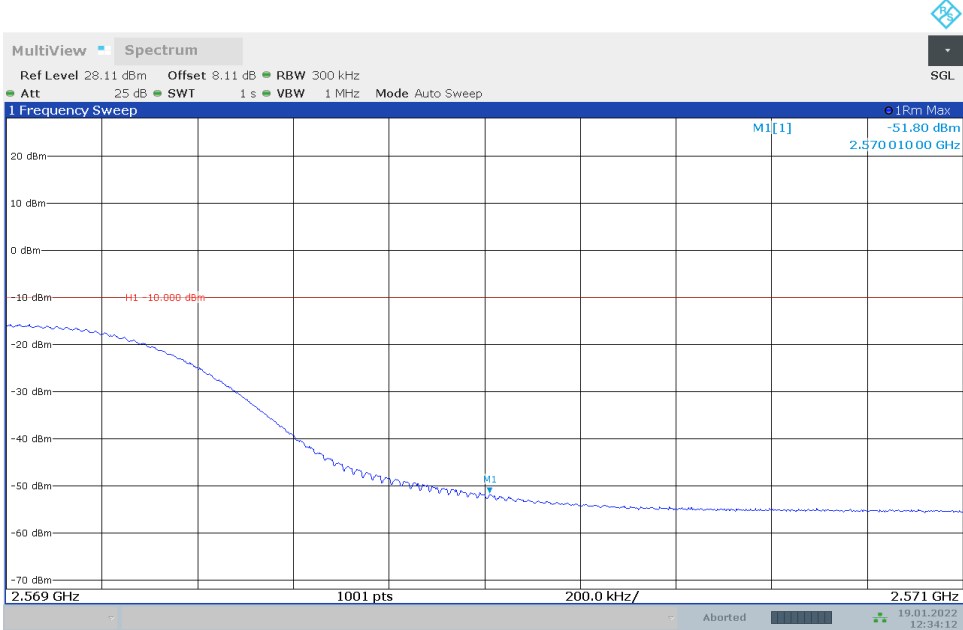


12:30:28 19.01.2022

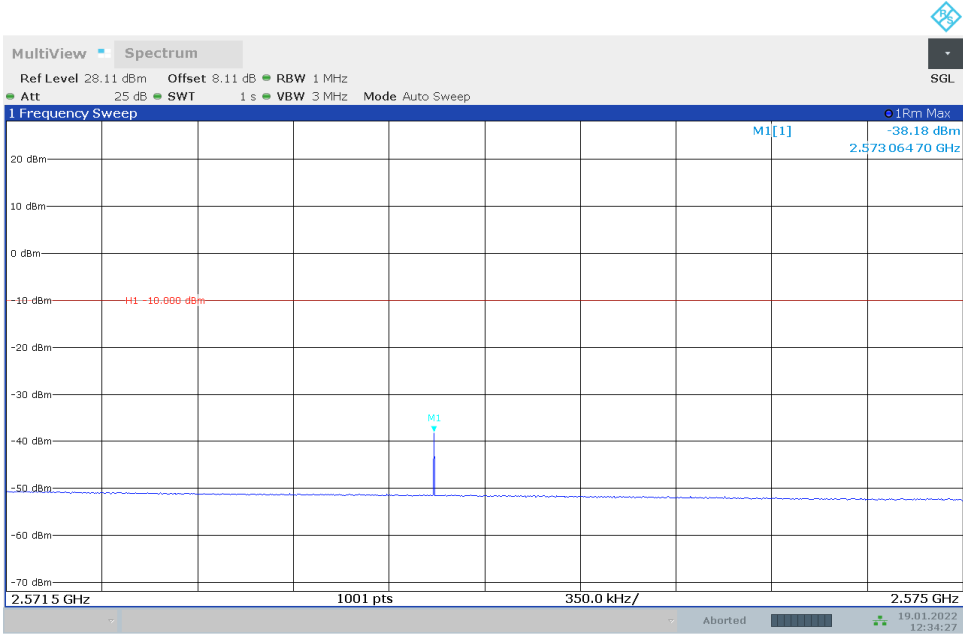


12:31:03 19.01.2022

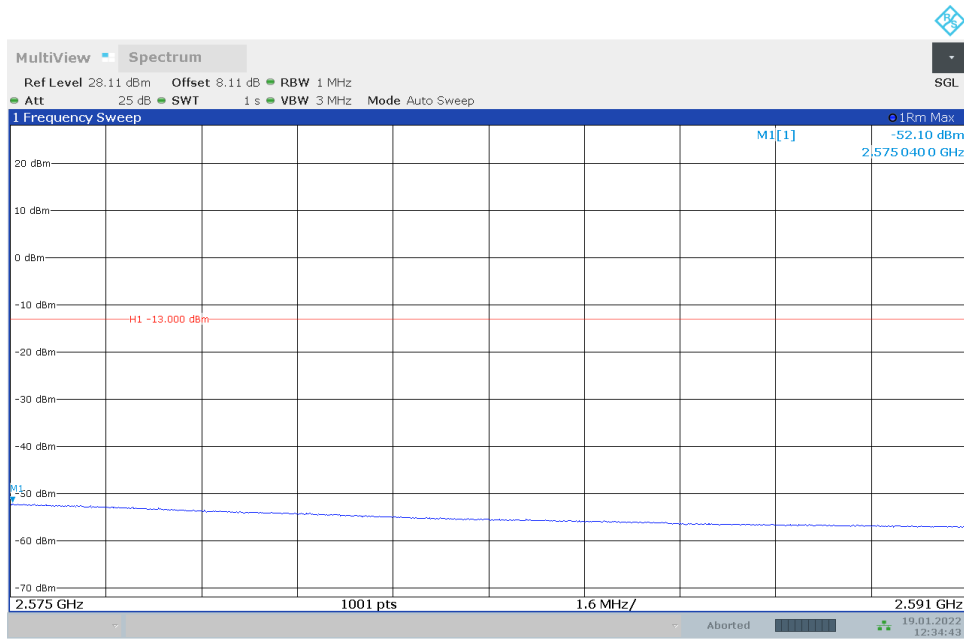
5.2.29 CA_7C_TM2_HCH_15MHZ_15MHZ_PCCRB75#0_SCCRB75#0



12:34:12 19.01.2022

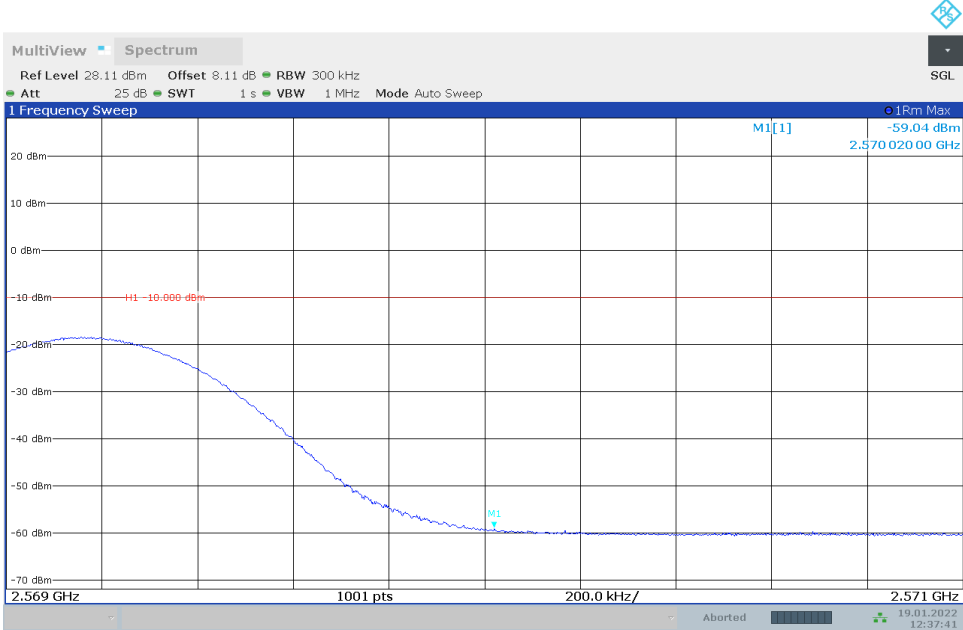


12:34:28 19.01.2022

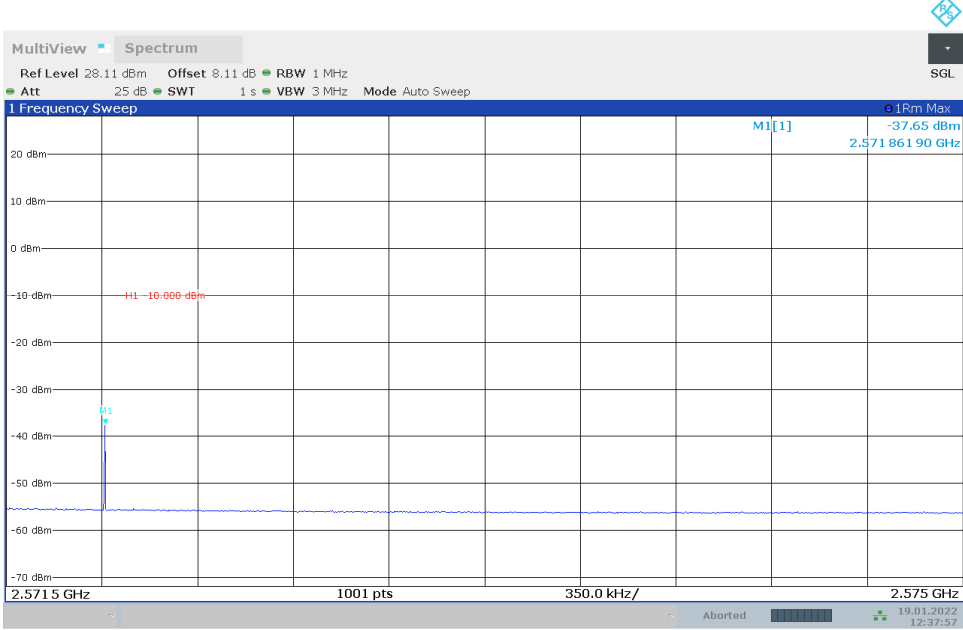


12:34:43 19.01.2022

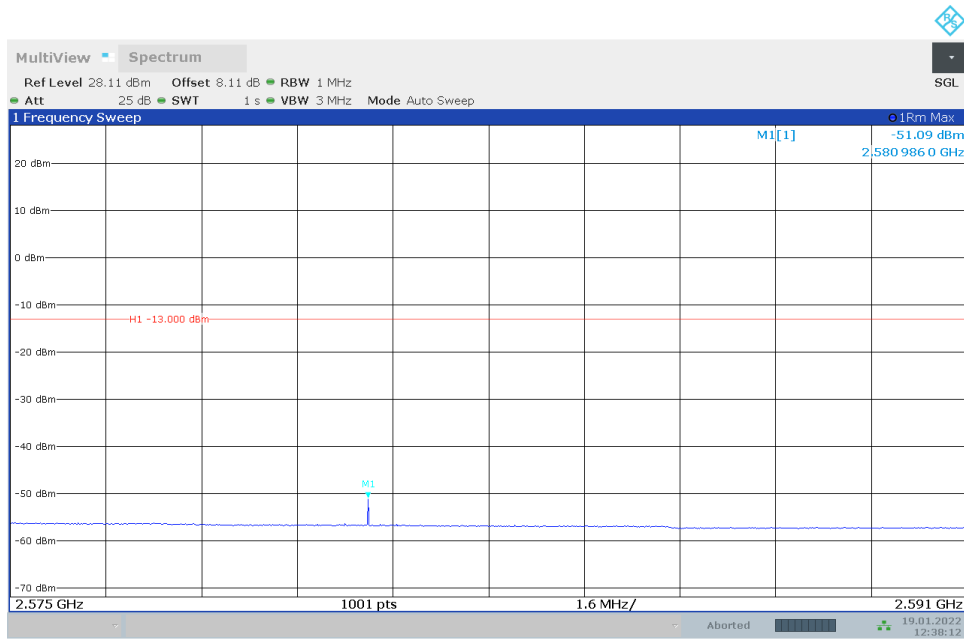
5.2.30 CA_7C_TM2_HCH_15MHZ_15MHZ_PCCRB0#0_SCCRB1#74



12:37:42 19.01.2022

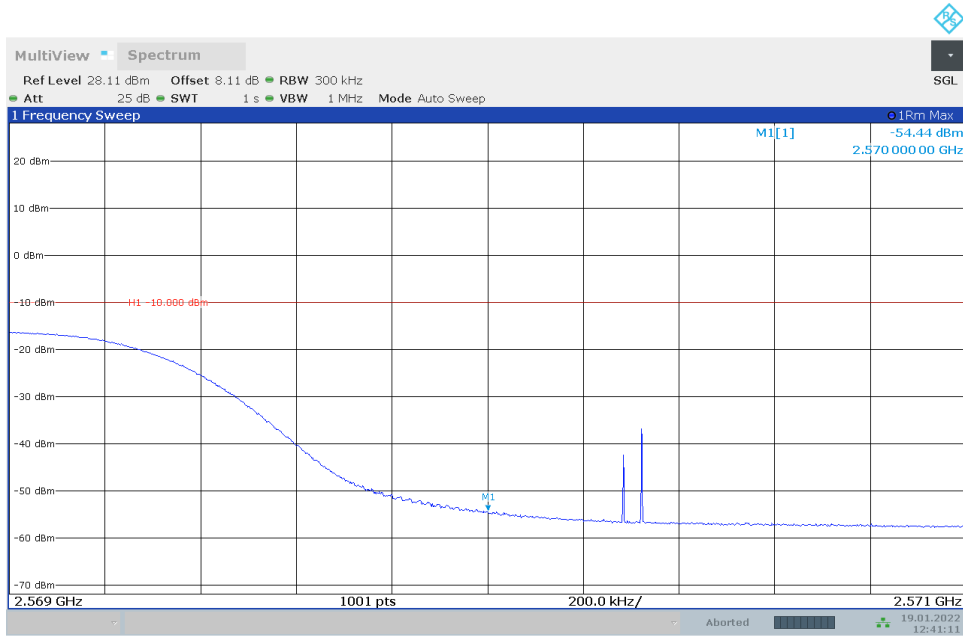


12:37:57 19.01.2022

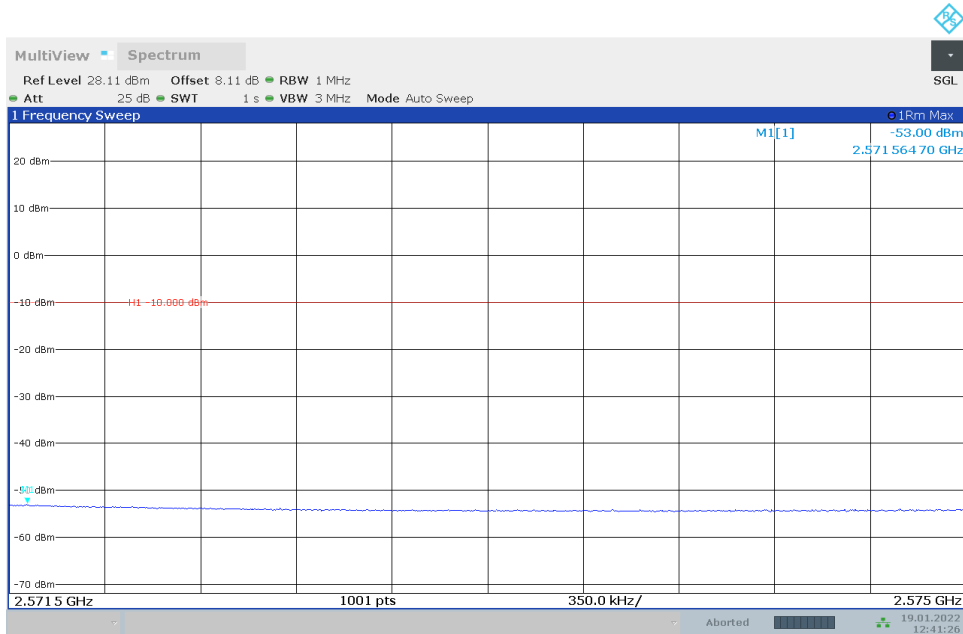


12:38:13 19.01.2022

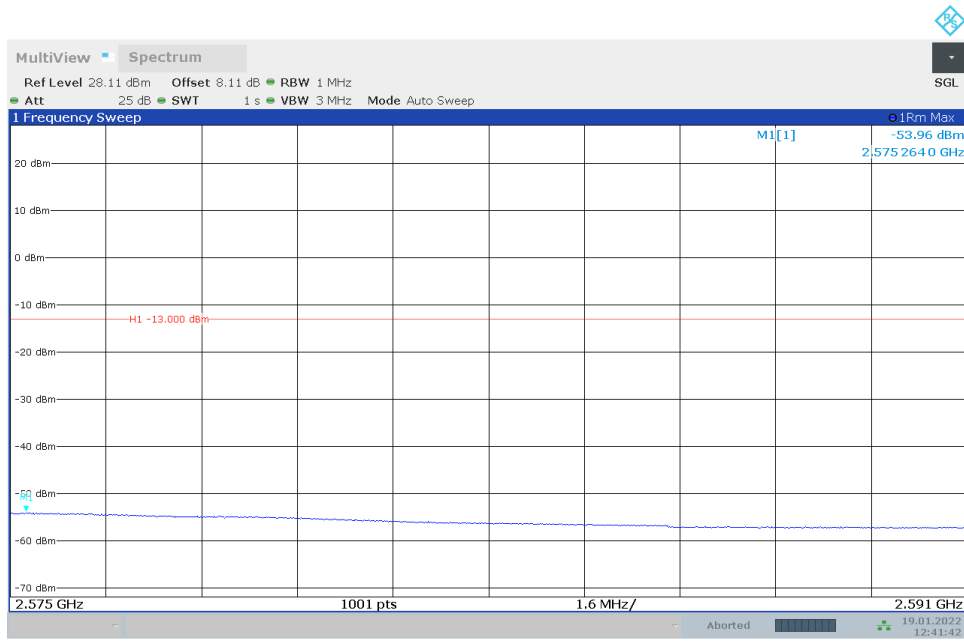
5.2.31 CA_7C_TM2_HCH_15MHZ_15MHZ_PCCRB0#0_SCCRB16#59



12:41:11 19.01.2022

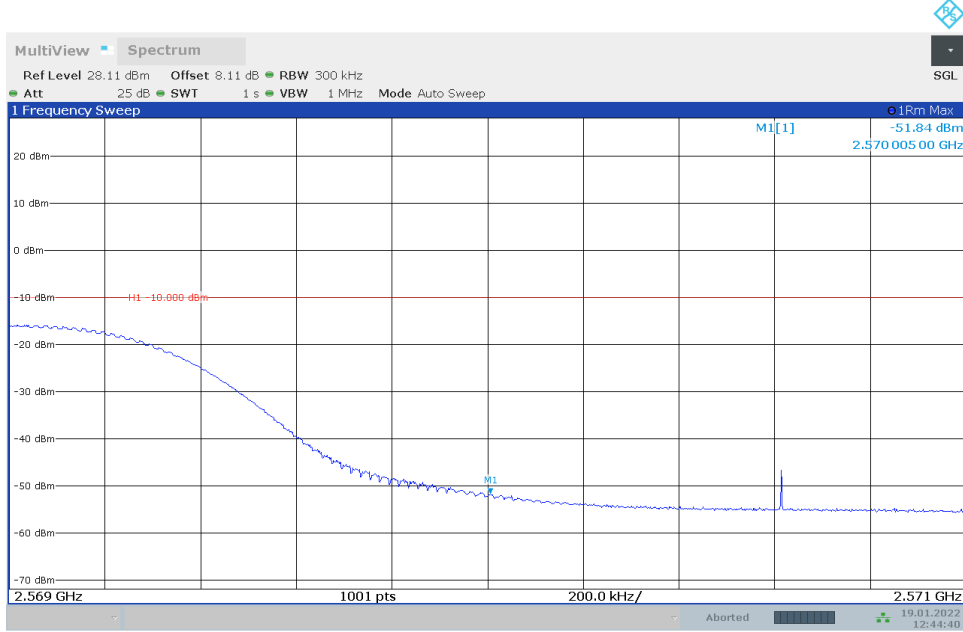


12:41:27 19.01.2022

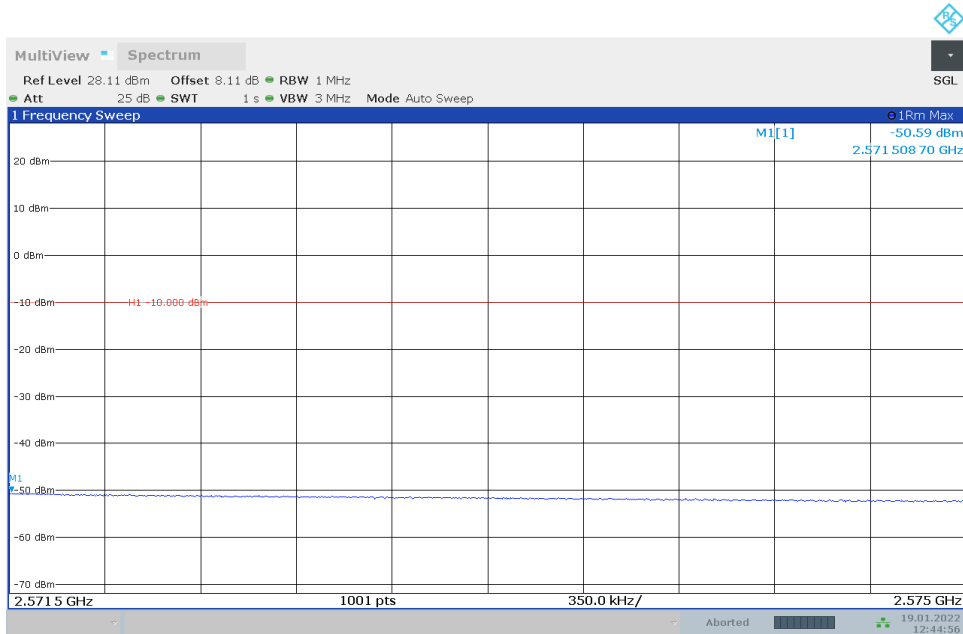


12:41:42 19.01.2022

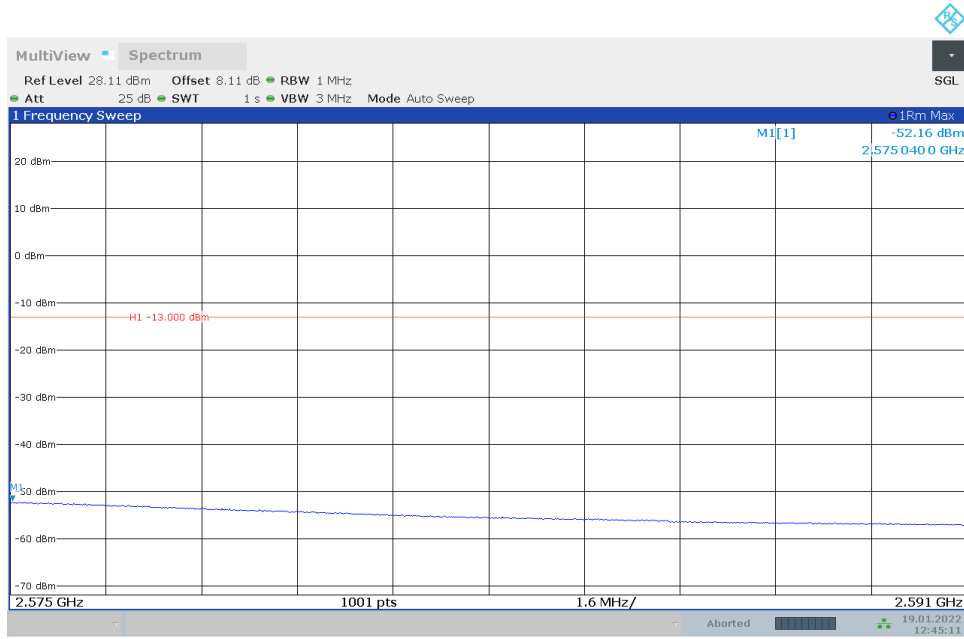
5.2.32 CA_7C_TM2_HCH_15MHZ_15MHZ_PCCRB0#0_SCCRB75#0



12:44:41 19.01.2022

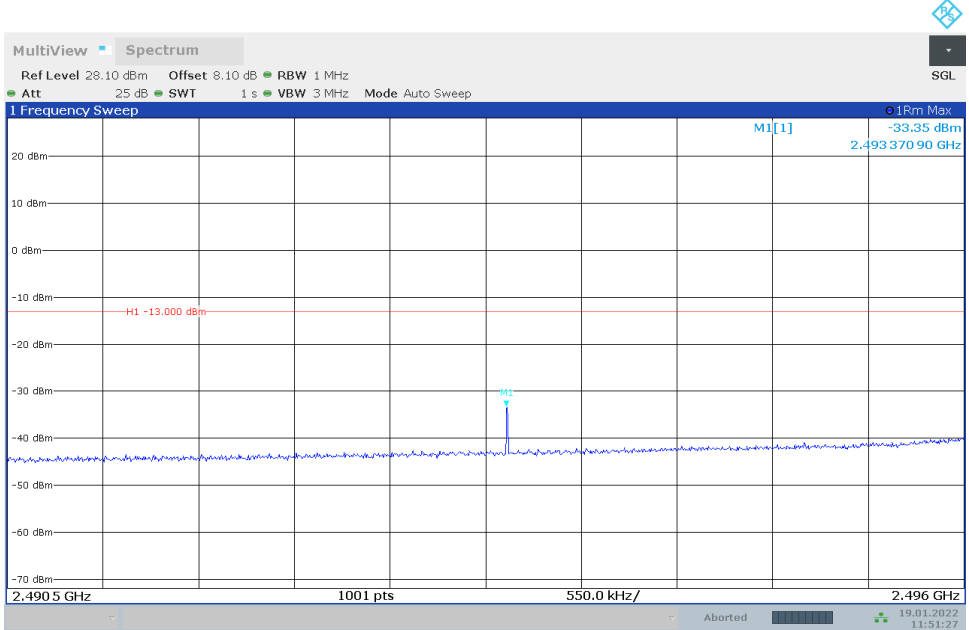


12:44:56 19.01.2022

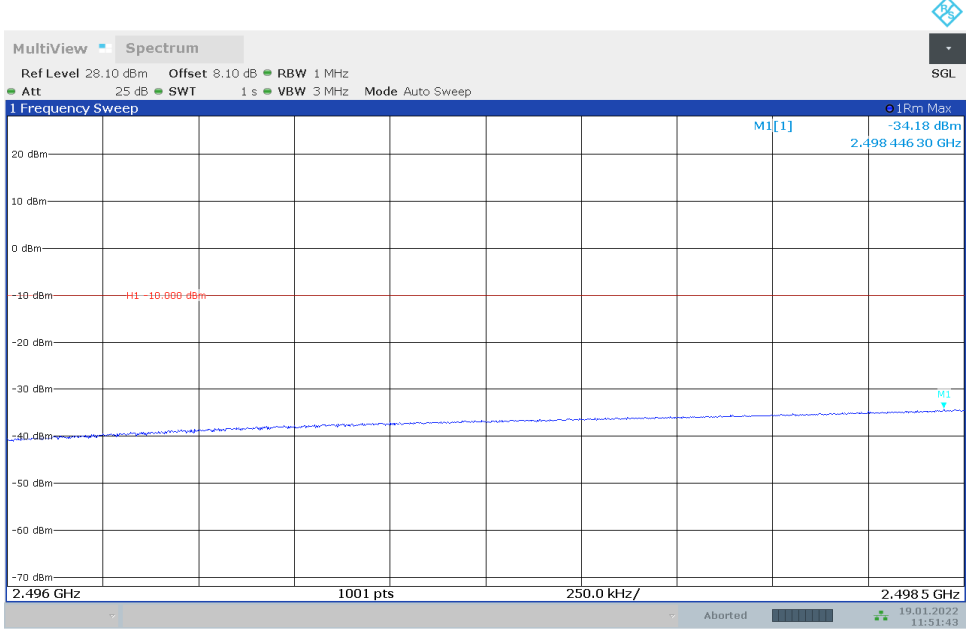


12:45:12 19.01.2022

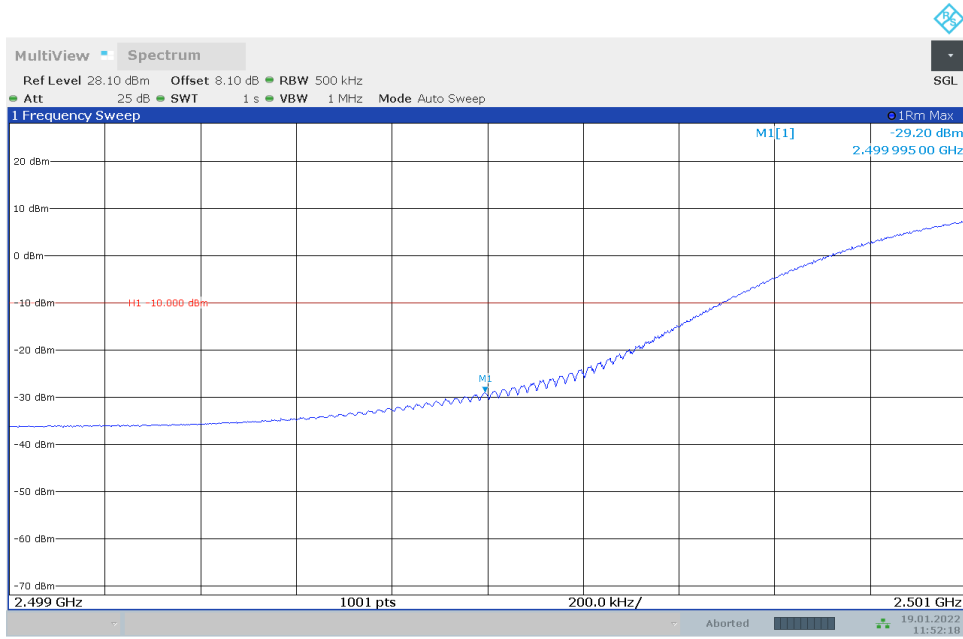
5.2.33 CA_7C_TM3_LCH_20MHZ_20MHZ_PCCRB100#0_SCCRB100#0



11:51:28 19.01.2022

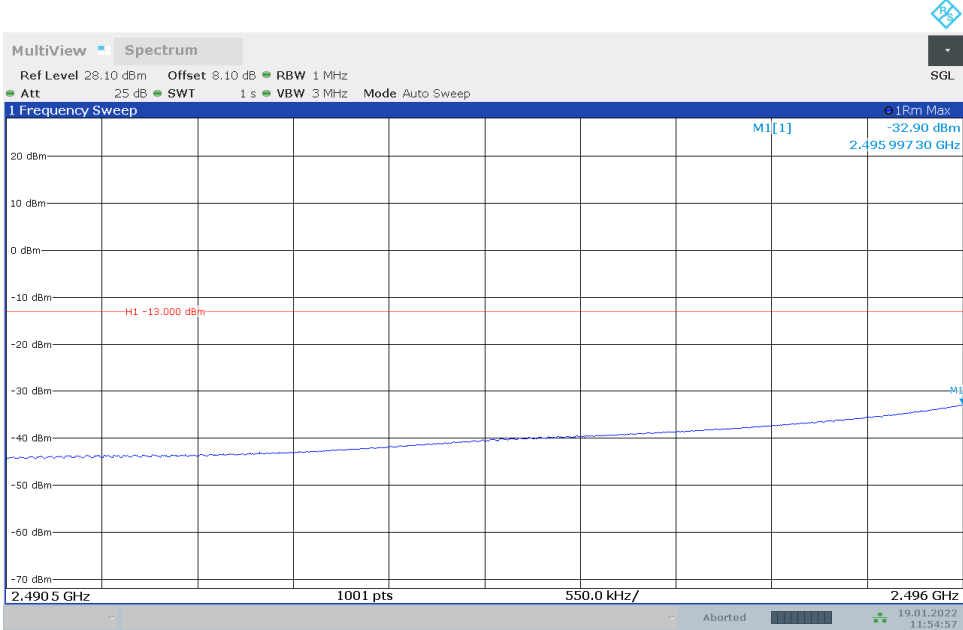


11:51:43 19.01.2022

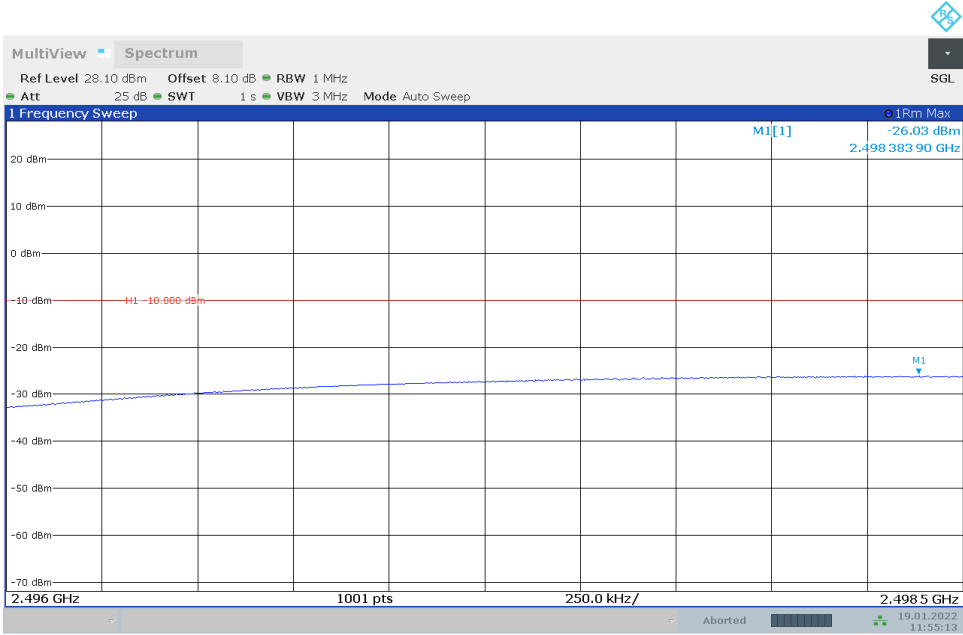


11:52:18 19.01.2022

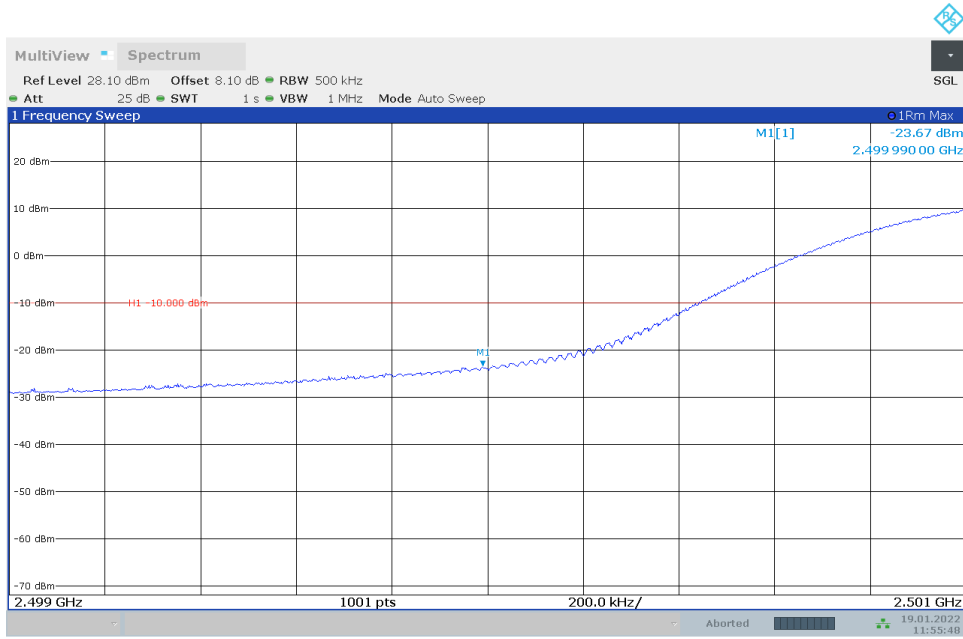
5.2.34 CA_7C_TM3_LCH_20MHZ_20MHZ_PCCRB1#0_SCCRB0#0



11:54:58 19.01.2022

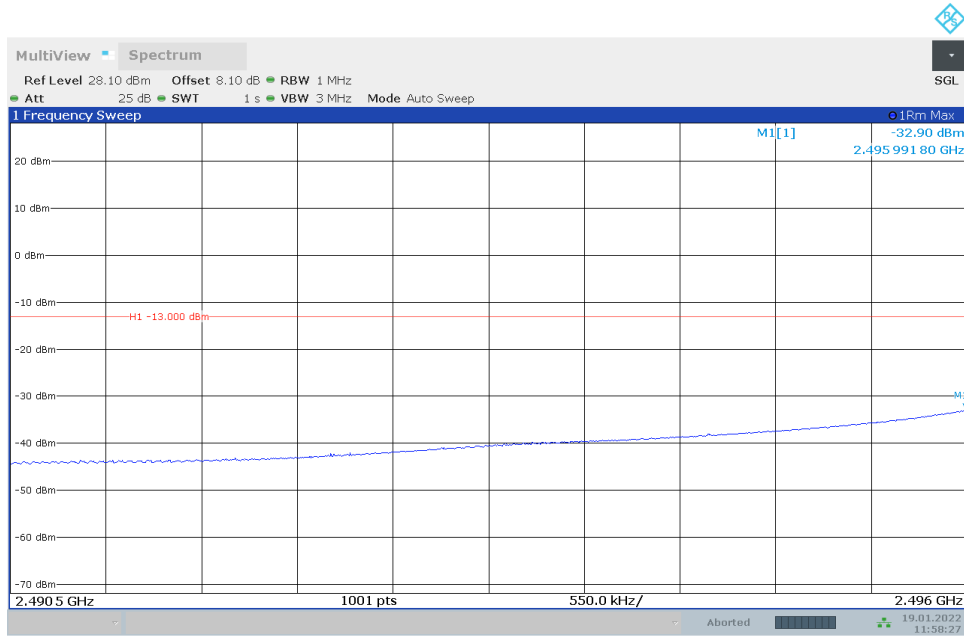


11:55:14 19.01.2022

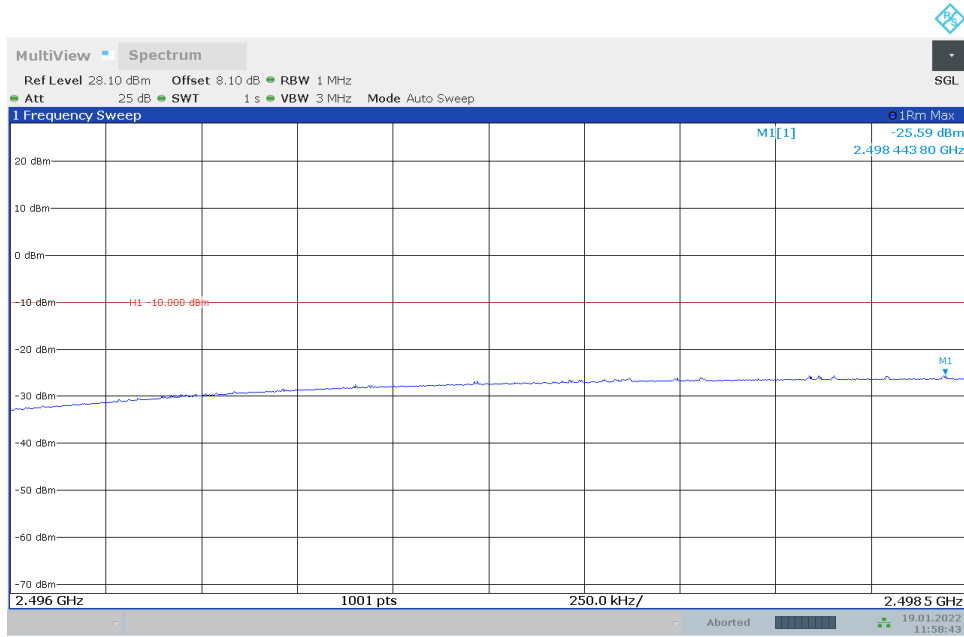


11:55:49 19.01.2022

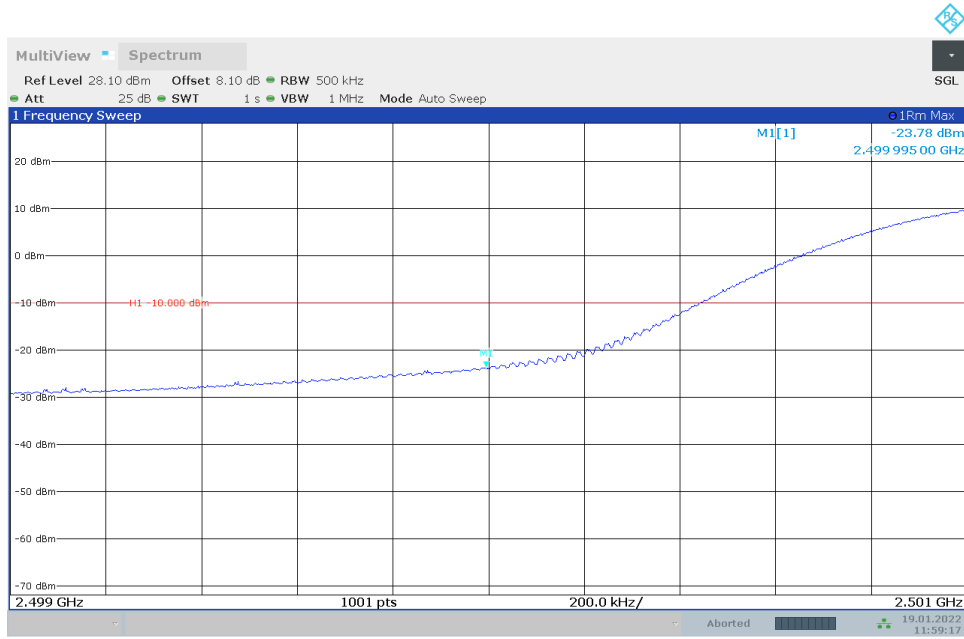
5.2.35 CA_7C_TM3_LCH_20MHZ_20MHZ_PCCRB18#0_SCCRB0#0



11:58:28 19.01.2022

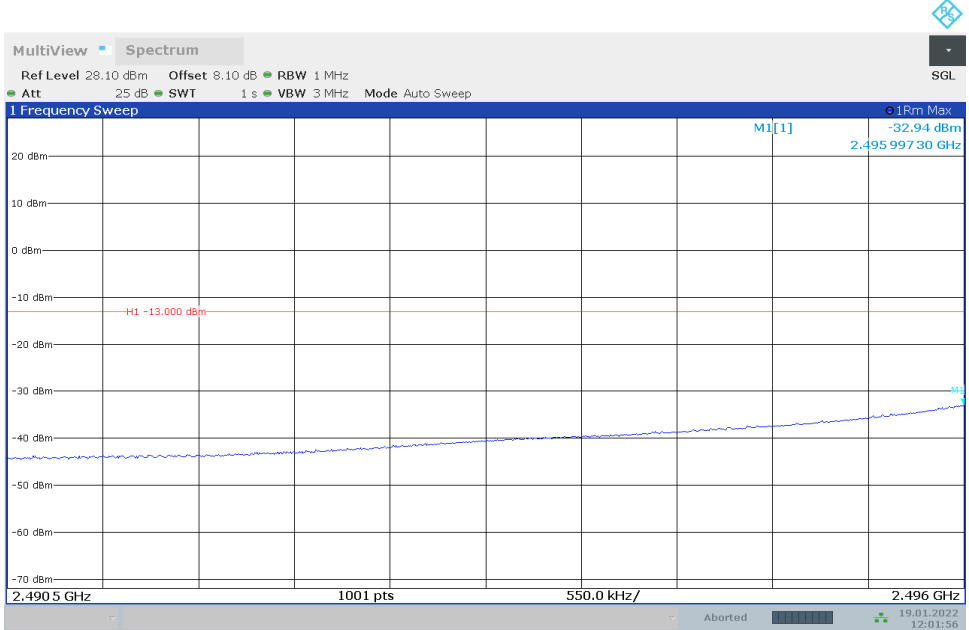


11:58:43 19.01.2022

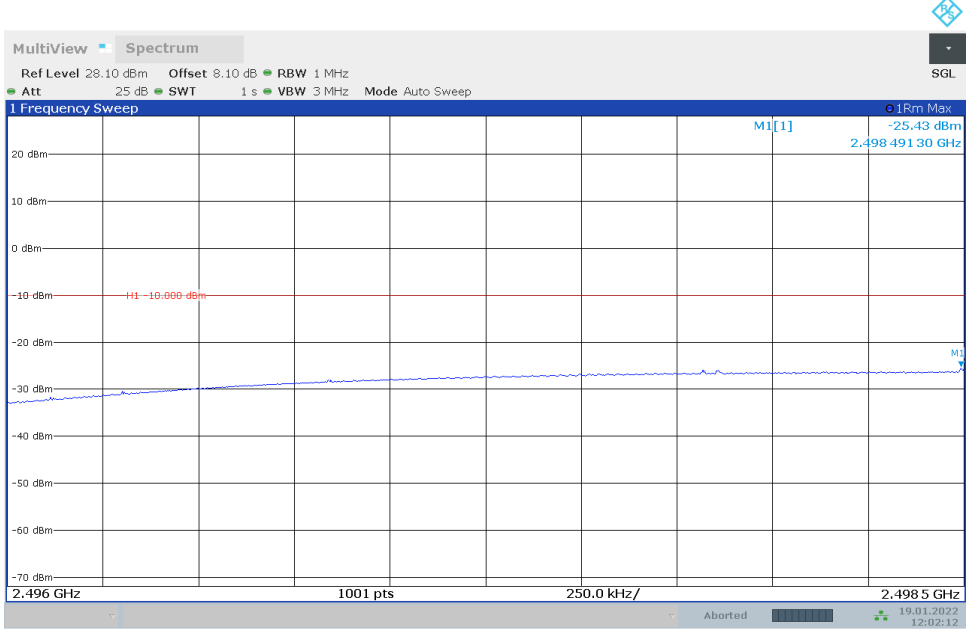


11:59:18 19.01.2022

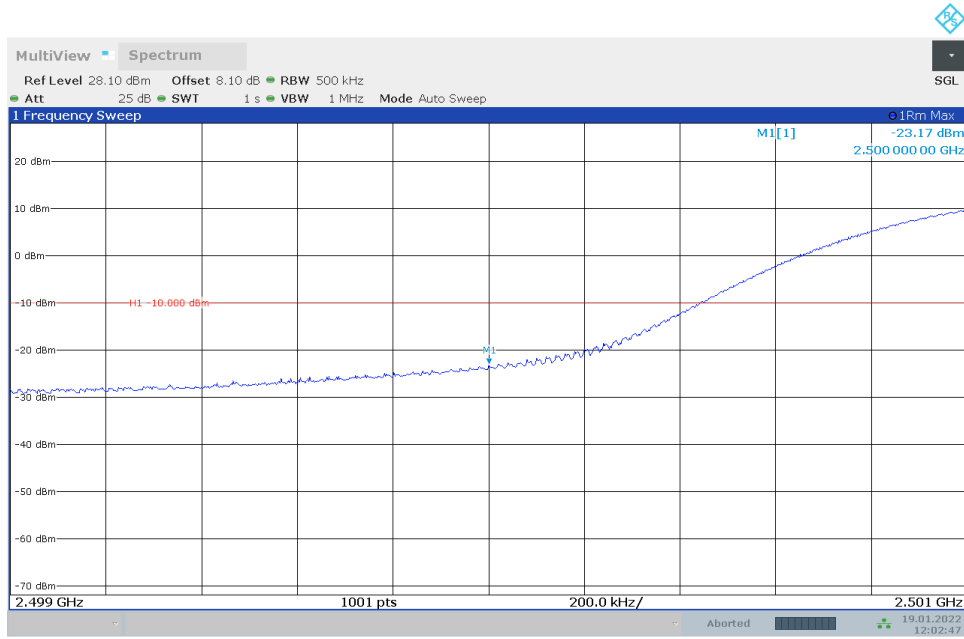
5.2.36 CA_7C_TM3_LCH_20MHZ_20MHZ_PCCRB100#0_SCCRB0#0



12:01:57 19.01.2022

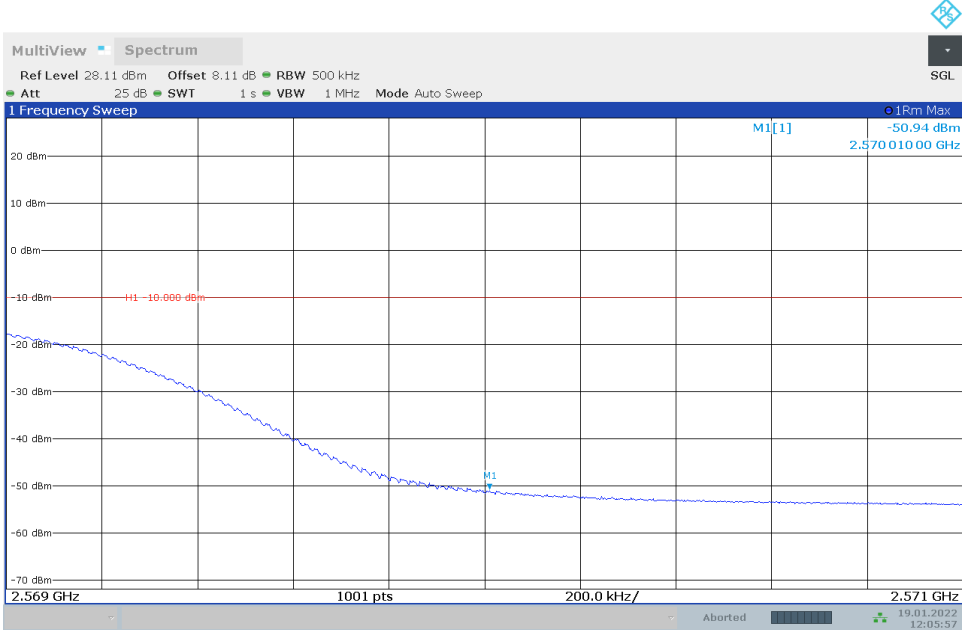


12:02:13 19.01.2022

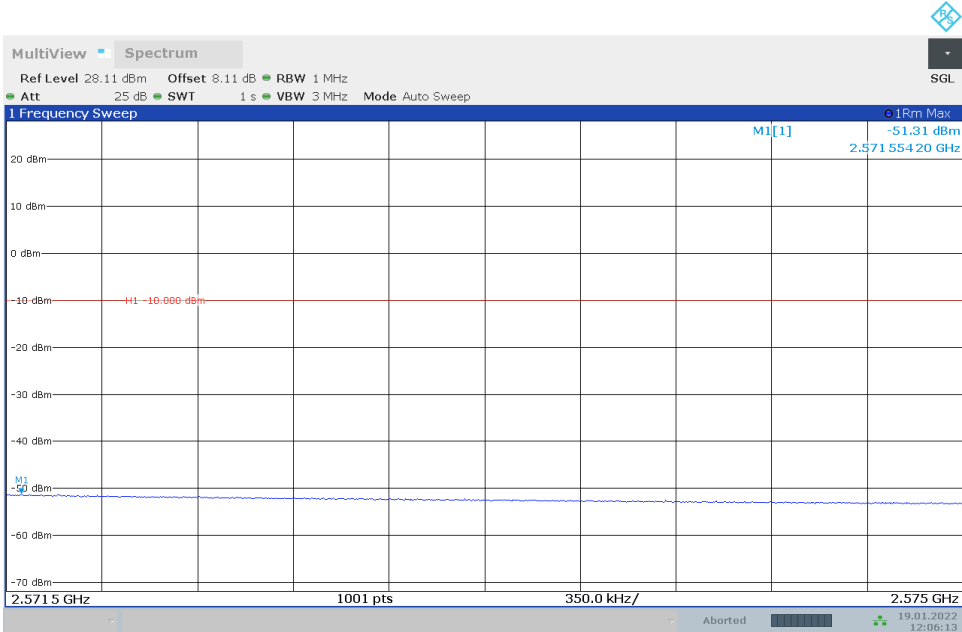


12:02:48 19.01.2022

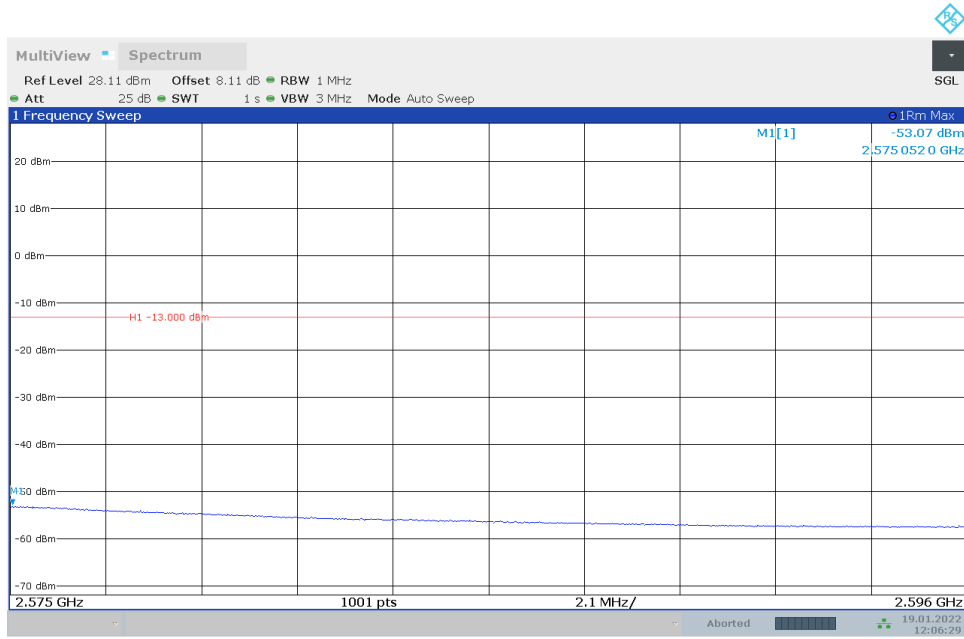
5.2.37 CA_7C_TM3_HCH_20MHZ_20MHZ_PCCRB100#0_SCCRB100#0



12:05:58 19.01.2022

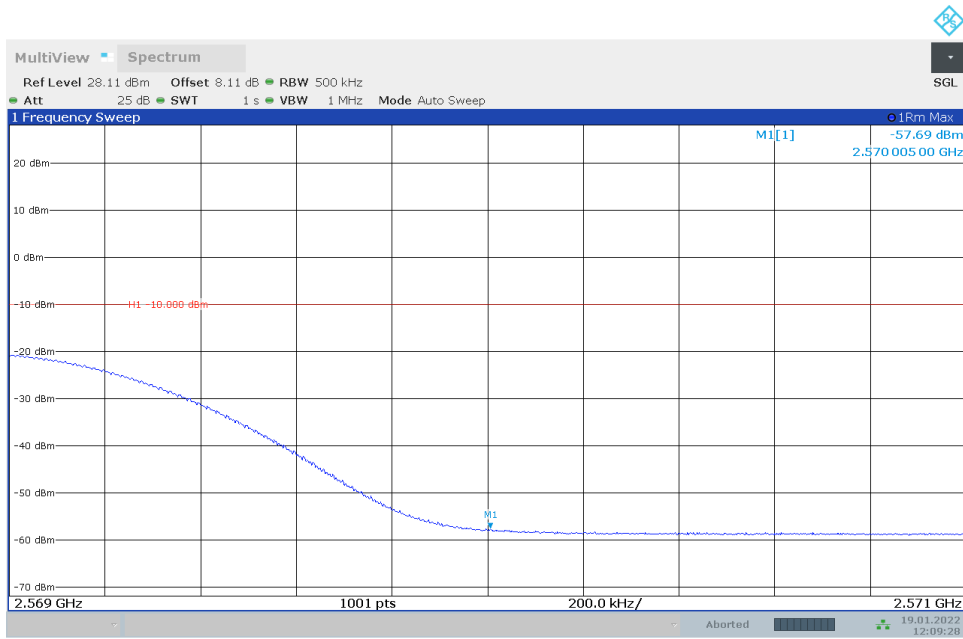


12:06:13 19.01.2022

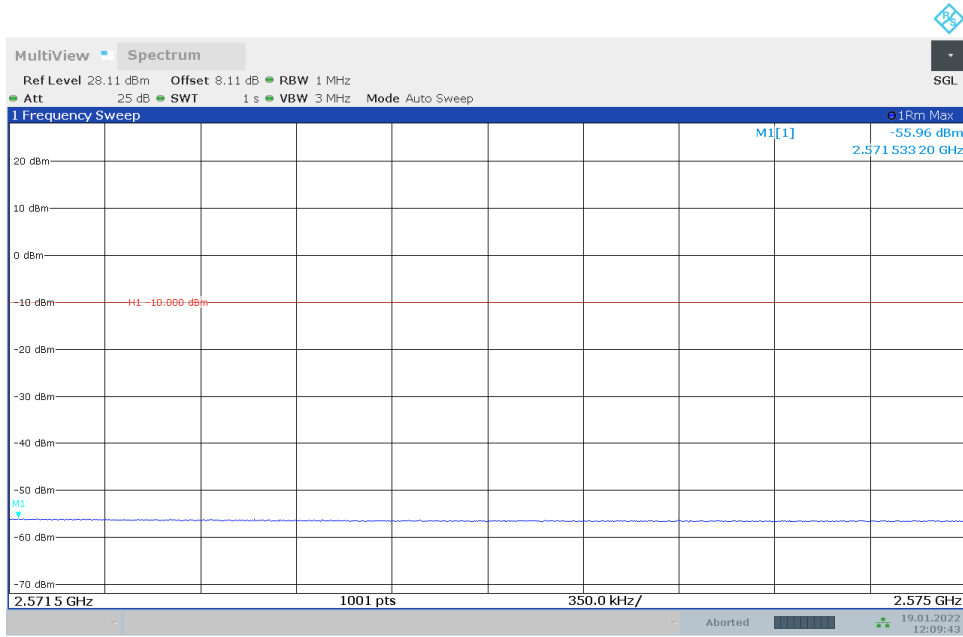


12:06:29 19.01.2022

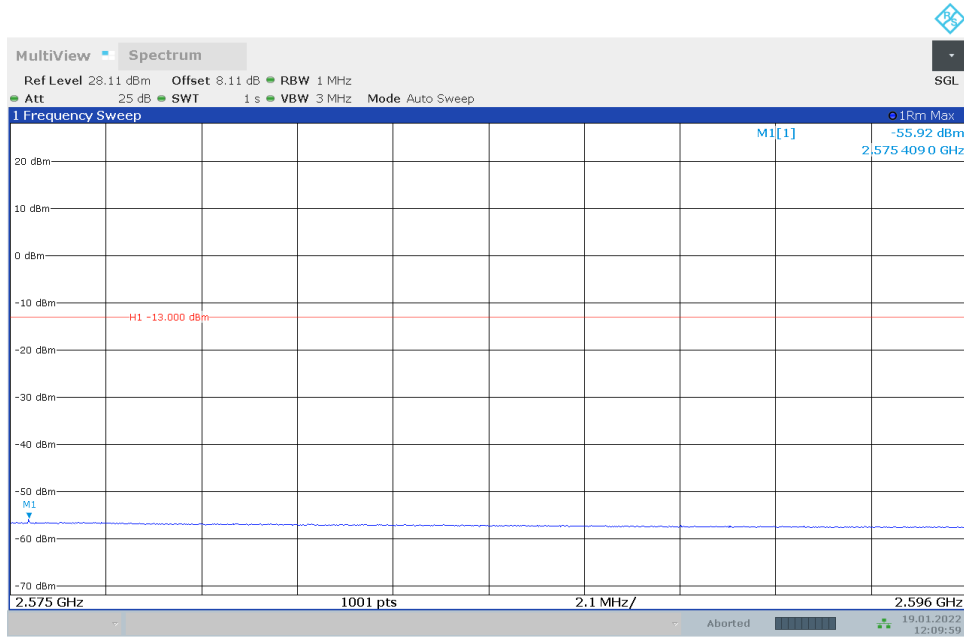
5.2.38 CA_7C_TM3_HCH_20MHZ_20MHZ_PCCRB0#0_SCCRB1#99



12:09:28 19.01.2022

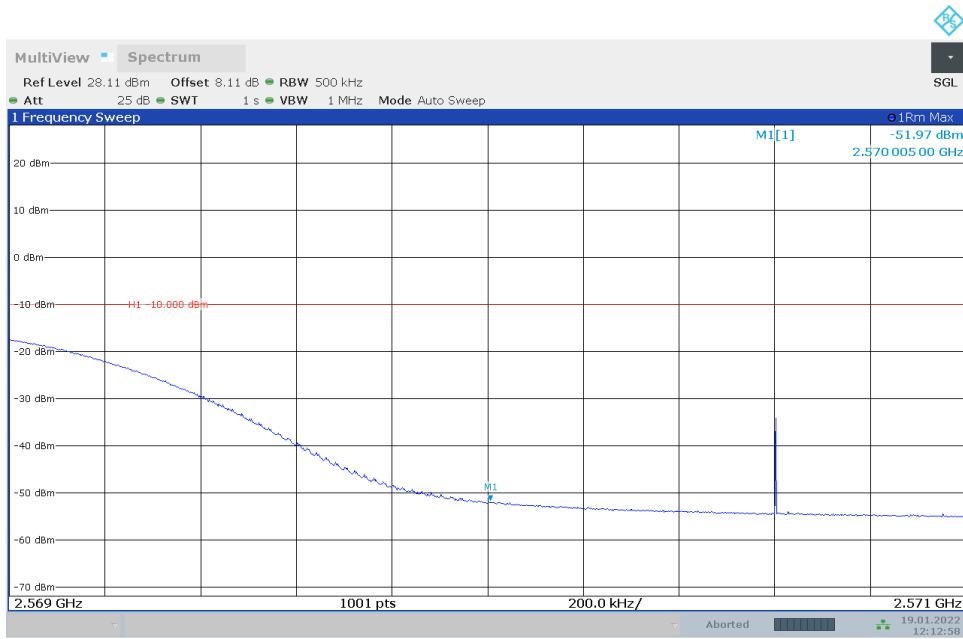


12:09:43 19.01.2022

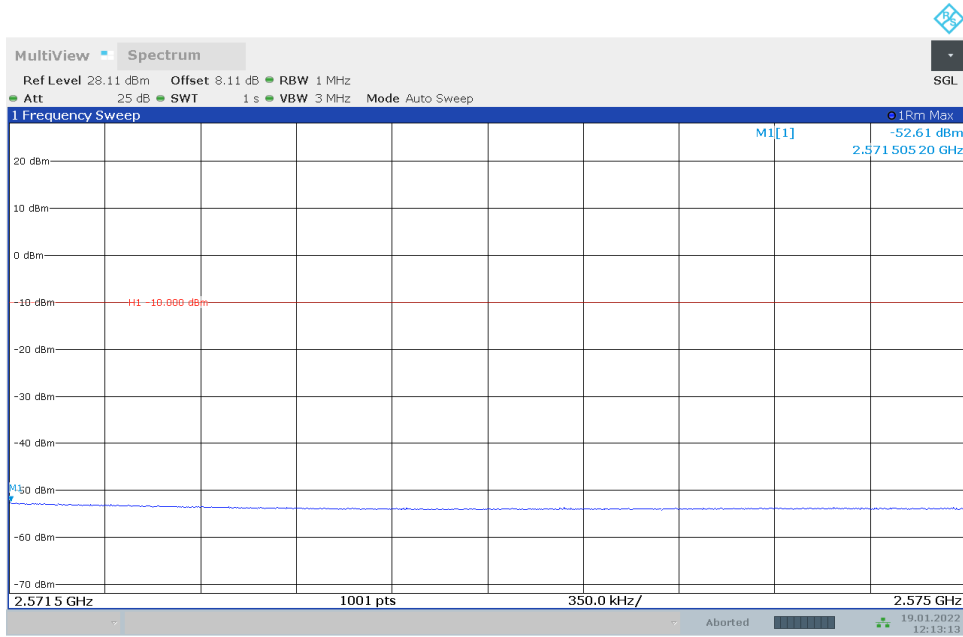


12:09:59 19.01.2022

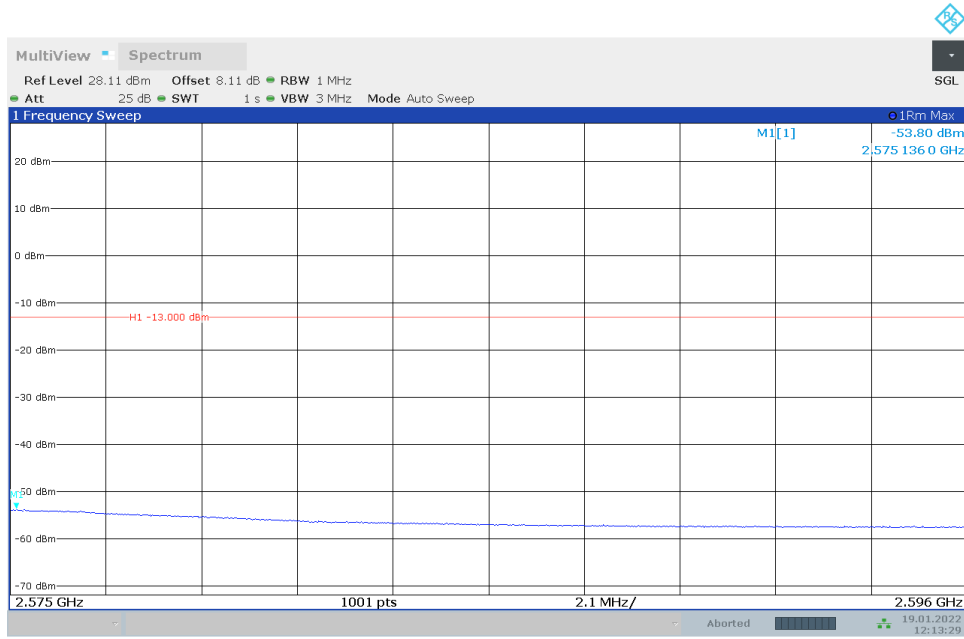
5.2.39 CA_7C_TM3_HCH_20MHZ_20MHZ_PCCRB0#0_SCCRB18#82



12:12:58 19.01.2022

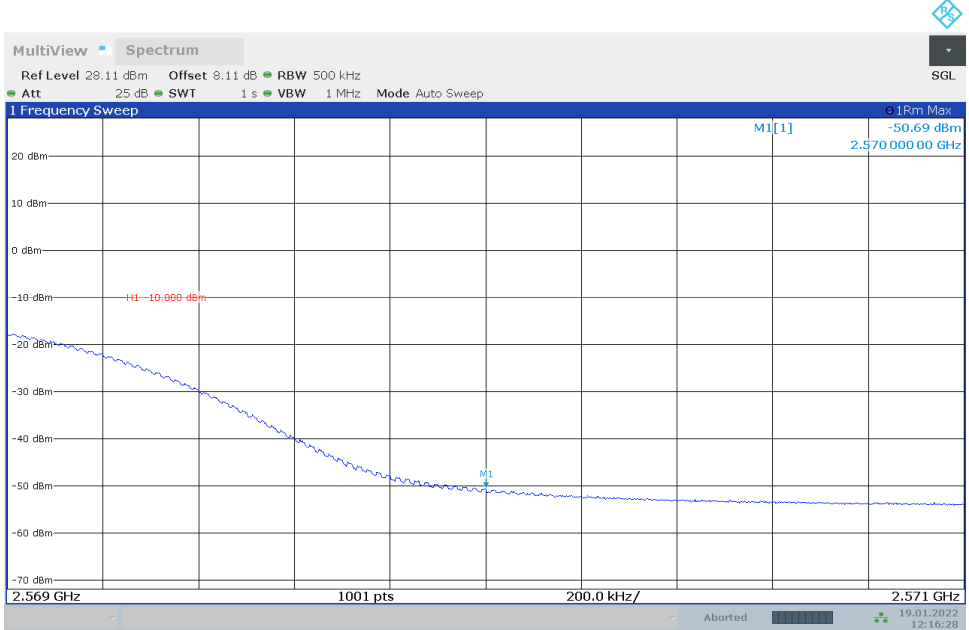


12:13:13 19.01.2022

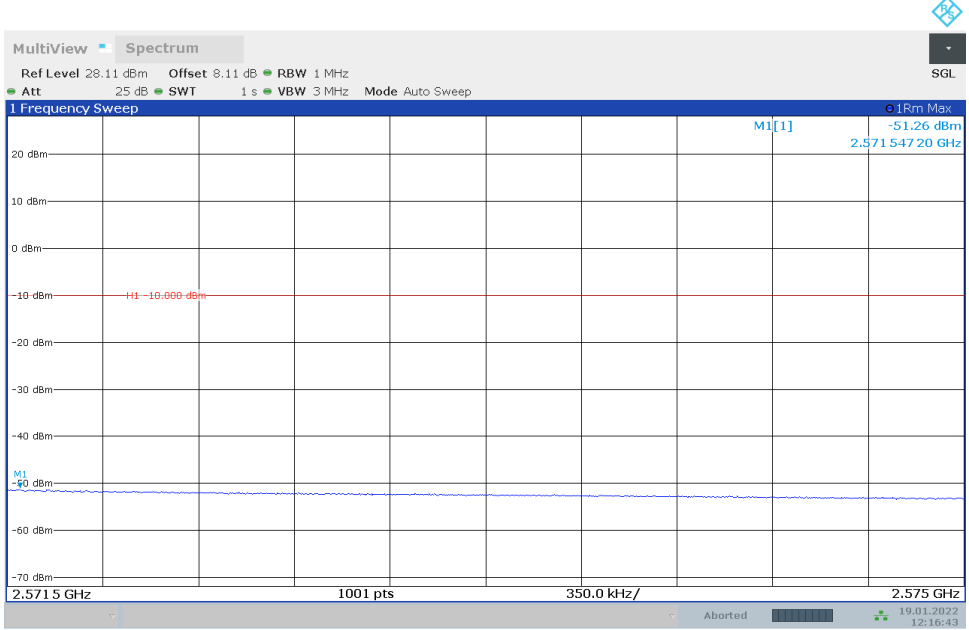


12:13:29 19.01.2022

5.2.40 CA_7C_TM3_HCH_20MHZ_20MHZ_PCCRB0#0_SCCRB100#0



12:16:28 19.01.2022



12:16:43 19.01.2022