

Appendix for GSM

Model: ANY-NX1

BTL-FCCP-5-2203G020

Table of Contents	Page
1 . APPENDIX A - EFFECTIVE (ISOTROPIC) RADIATED POWER OF TRANSMITTER	4
1.1 TEST RESULTS	4
2 . APPENDIX B - PEAK-TO-AVERAGE RATIO	5
2.1 TEST RESULTS	5
3 . APPENDIX C - MODULATION CHARACTERISTICS	6
3.1 TEST PLOTS	6
3.1.1 GSM850_TM1_MCH	6
3.1.2 GSM850_TM2_MCH	6
3.1.3 GSM850_TM2_MCH	7
3.1.4 PCS1900_TM1_MCH	7
3.1.5 PCS1900_TM2_MCH	8
3.1.6 PCS1900_TM3_MCH	8
4 . APPENDIX D - OCCUPIED BANDWIDTH	9
4.1 TEST RESULTS	9
4.2 TEST PLOTS	10
4.2.1 GSM850_TM1_LCH	10
4.2.2 GSM850_TM1_MCH	11
4.2.3 GSM850_TM1_HCH	12
4.2.4 GSM850_TM2_LCH	13
4.2.5 GSM850_TM2_MCH	14
4.2.6 GSM850_TM2_HCH	15
4.2.7 GSM850_TM3_LCH	16
4.2.8 GSM850_TM3_MCH	17
4.2.9 GSM850_TM3_HCH	18
4.2.10 PCS1900_TM1_LCH	19
4.2.11 PCS1900_TM1_MCH	20
4.2.12 PCS1900_TM1_HCH	21
4.2.13 PCS1900_TM2_LCH	22
4.2.14 PCS1900_TM2_MCH	23
4.2.15 PCS1900_TM2_HCH	24
4.2.16 PCS1900_TM3_LCH	25
4.2.17 PCS1900_TM3_MCH	26
4.2.18 PCS1900_TM3_HCH	27
5 . APPENDIX E - BAND EDGES COMPLIANCE	28
5.1 TEST RESULTS	28
5.2 TEST PLOTS	29
5.2.1 GSM850_TM1_LCH	29
5.2.2 GSM850_TM1_HCH	29

Table of Contents	Page
5.2.3 GSM850_TM2_LCH	30
5.2.4 GSM850_TM2_HCH	30
5.2.5 GSM850_TM3_LCH	31
5.2.6 GSM850_TM3_HCH	31
5.2.7 PCS1900_TM1_LCH	32
5.2.8 PCS1900_TM1_HCH	32
5.2.9 PCS1900_TM2_LCH	33
5.2.10 PCS1900_TM2_HCH	33
5.2.11 PCS1900_TM3_LCH	34
5.2.12 PCS1900_TM3_HCH	34
6 . APPENDIX F - SPURIOUS EMISSION AT ANTENNA TERMINAL	35
6.1 TEST RESULTS	35
6.2 TEST PLOTS	37
6.2.1 GSM850_TM1_LCH	37
6.2.2 GSM850_TM1_MCH	39
6.2.3 GSM850_TM1_HCH	41
6.2.4 GSM850_TM2_LCH	43
6.2.5 GSM850_TM2_MCH	45
6.2.6 GSM850_TM2_HCH	47
6.2.7 GSM850_TM3_LCH	49
6.2.8 GSM850_TM3_MCH	51
6.2.9 GSM850_TM3_HCH	53
6.2.10 PCS1900_TM1_LCH	55
6.2.11 PCS1900_TM1_MCH	57
6.2.12 PCS1900_TM1_HCH	59
6.2.13 PCS1900_TM2_LCH	61
6.2.14 PCS1900_TM2_MCH	63
6.2.15 PCS1900_TM2_HCH	65
6.2.16 PCS1900_TM3_LCH	67
6.2.17 PCS1900_TM3_MCH	69
6.2.18 PCS1900_TM3_HCH	71
7 . APPENDIX G - FREQUENCY STABILITY	73
7.1 TEST RESULTS	73
7.1.1 FREQUENCY ERROR VS. VOLTAGE	73
7.1.2 FREQUENCY ERROR VS. TEMPERATURE	75

1. APPENDIX A - EFFECTIVE (ISOTROPIC) RADIATED POWER OF TRANSMITTER

1.1 TEST RESULTS

Effective (Isotropic) Radiated Power of Transmitter						
Test Band	Test Mode	Test Channel	Conducted Power [dBm]	ERP [dBm]	Limit [dBm]	Verdict
GSM850	TM1	LCH	32.78	29.53	38.45	PASS
		MCH	32.74	29.49	38.45	PASS
		HCH	32.67	29.42	38.45	PASS
	TM2	LCH	32.84	29.59	38.45	PASS
		MCH	33.11	29.86	38.45	PASS
		HCH	33.03	29.78	38.45	PASS
	TM3	LCH	26.73	23.48	38.45	PASS
		MCH	26.72	23.47	38.45	PASS
		HCH	26.72	23.47	38.45	PASS
Test Band	Test Mode	Test Channel	Conducted Power [dBm]	EIRP [dBm]	Limit [dBm]	Verdict
PCS1900	TM1	LCH	30.00	29.30	33.01	PASS
		MCH	30.35	29.65	33.01	PASS
		HCH	30.49	29.79	33.01	PASS
	TM2	LCH	27.83	27.13	33.01	PASS
		MCH	28.65	27.95	33.01	PASS
		HCH	29.25	28.55	33.01	PASS
	TM3	LCH	24.30	23.60	33.01	PASS
		MCH	25.32	24.62	33.01	PASS
		HCH	25.34	24.64	33.01	PASS

2. APPENDIX B - PEAK-TO-AVERAGE RATIO

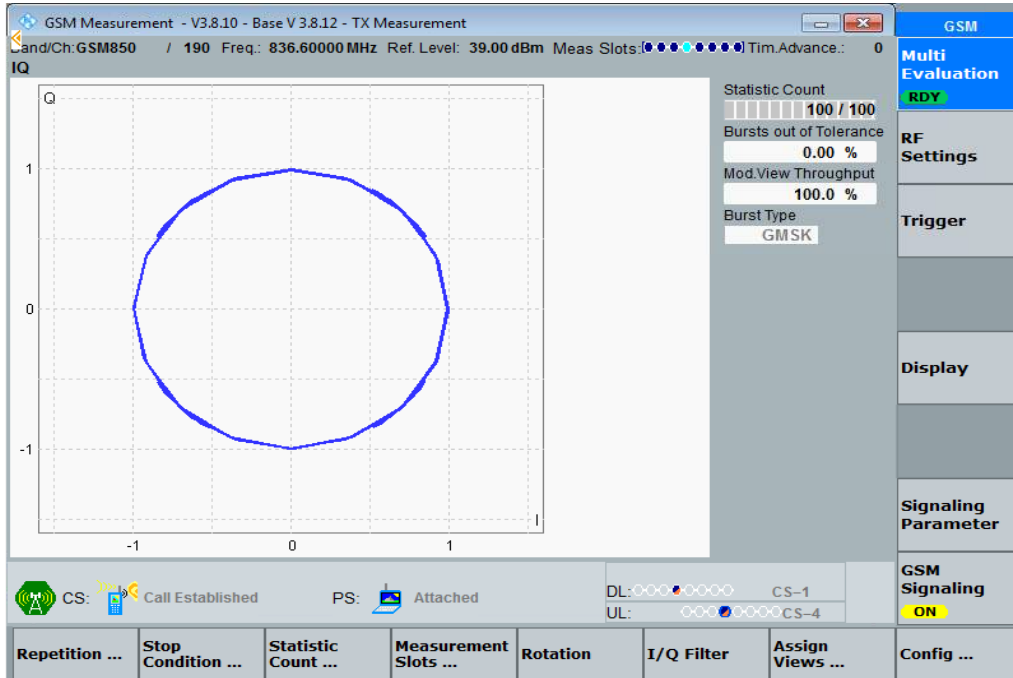
2.1 TEST RESULTS

Peak-to-Average Ratio					
Test Band	Test Mode	Test Channel	Measured[dB]	Limit [dBm]	Verdict
GSM850	TM1	LCH	-7.21	13	PASS
		MCH	-7.22	13	PASS
		HCH	-7.4	13	PASS
	TM2	LCH	-7.34	13	PASS
		MCH	-7.53	13	PASS
		HCH	-6.79	13	PASS
	TM3	LCH	-4.11	13	PASS
		MCH	-3.87	13	PASS
		HCH	-4.23	13	PASS
PCS1900	TM1	LCH	-7.16	13	PASS
		MCH	-7.02	13	PASS
		HCH	-7.1	13	PASS
	TM2	LCH	2.18	13	PASS
		MCH	-7.01	13	PASS
		HCH	-7.51	13	PASS
	TM3	LCH	-4.23	13	PASS
		MCH	-3.82	13	PASS
		HCH	-4.11	13	PASS

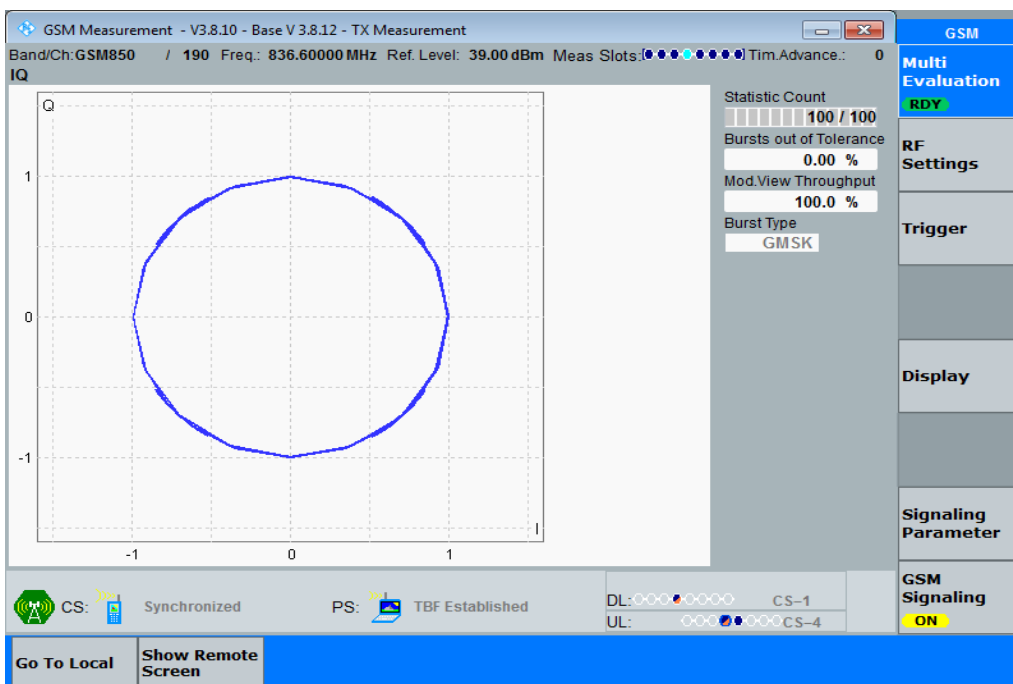
3. APPENDIX C - MODULATION CHARACTERISTICS

3.1 TEST PLOTS

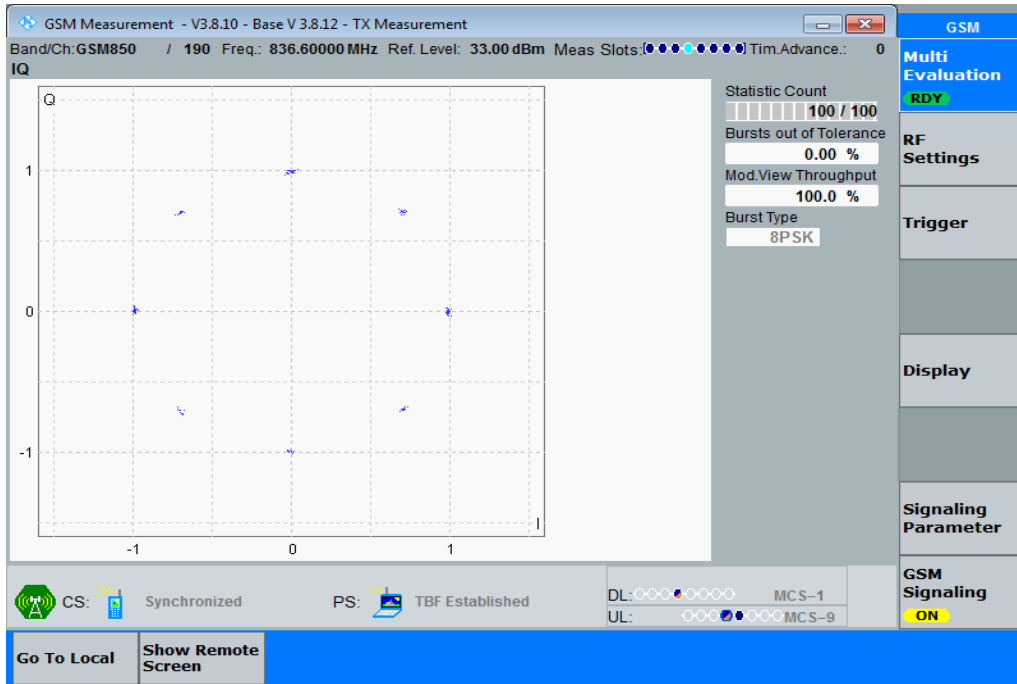
3.1.1 GSM850_TM1_MCH



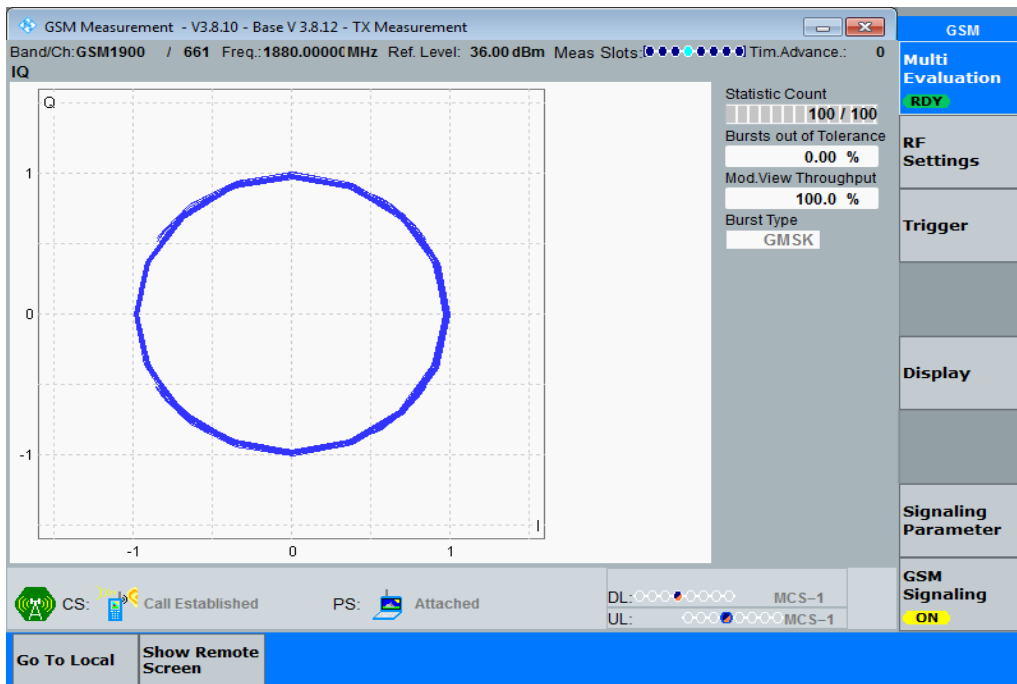
3.1.2 GSM850_TM2_MCH



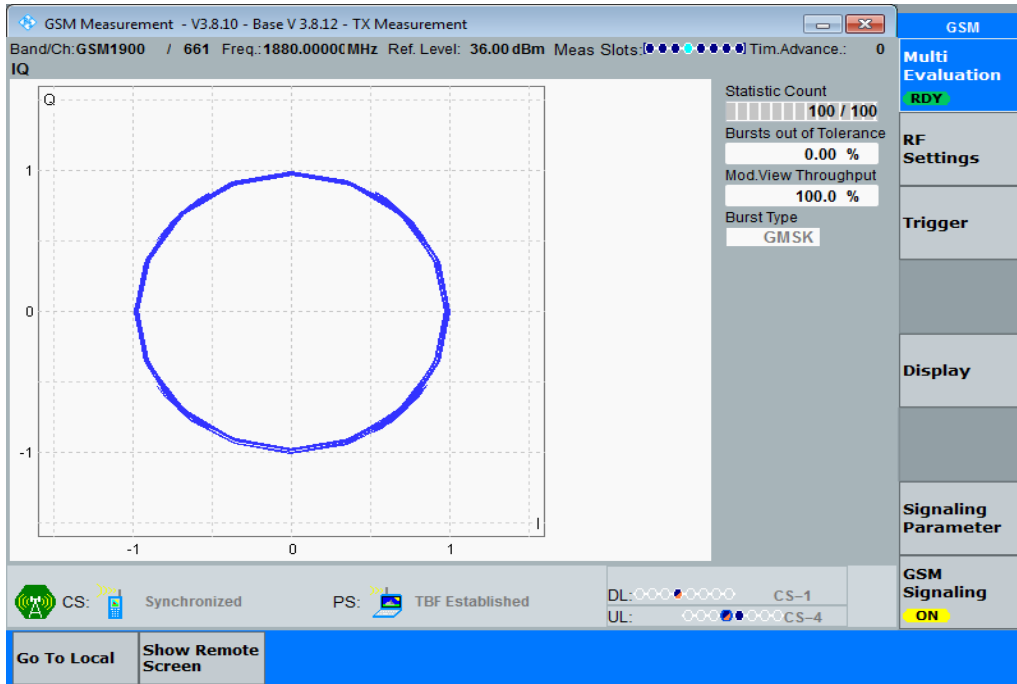
3.1.3 GSM850_TM2_MCH



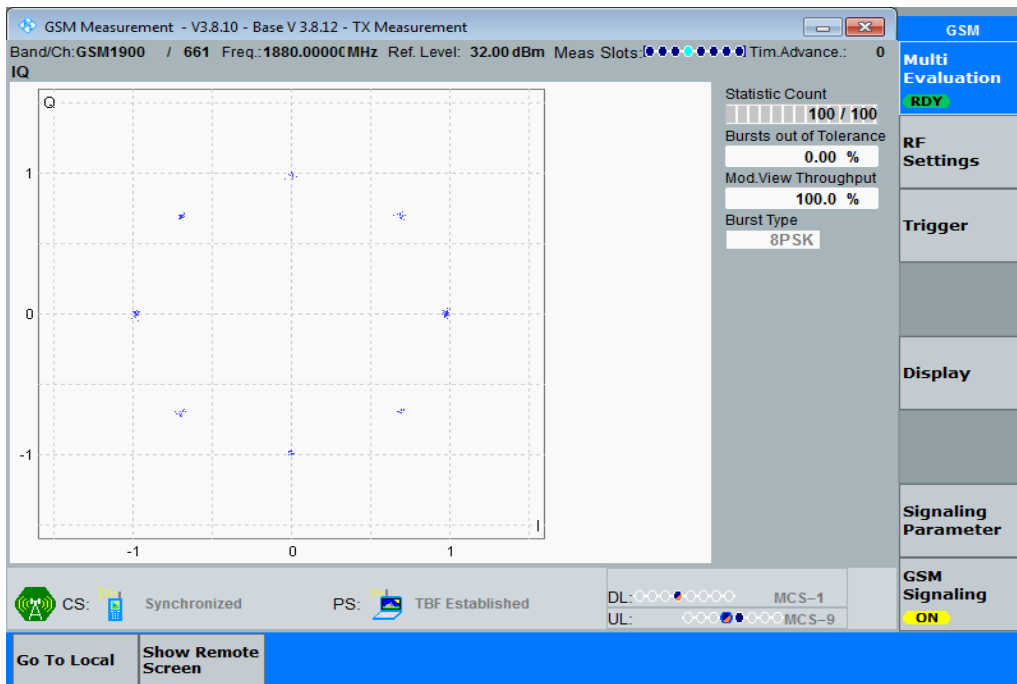
3.1.4 PCS1900_TM1_MCH



3.1.5 PCS1900_TM2_MCH



3.1.6 PCS1900_TM3_MCH



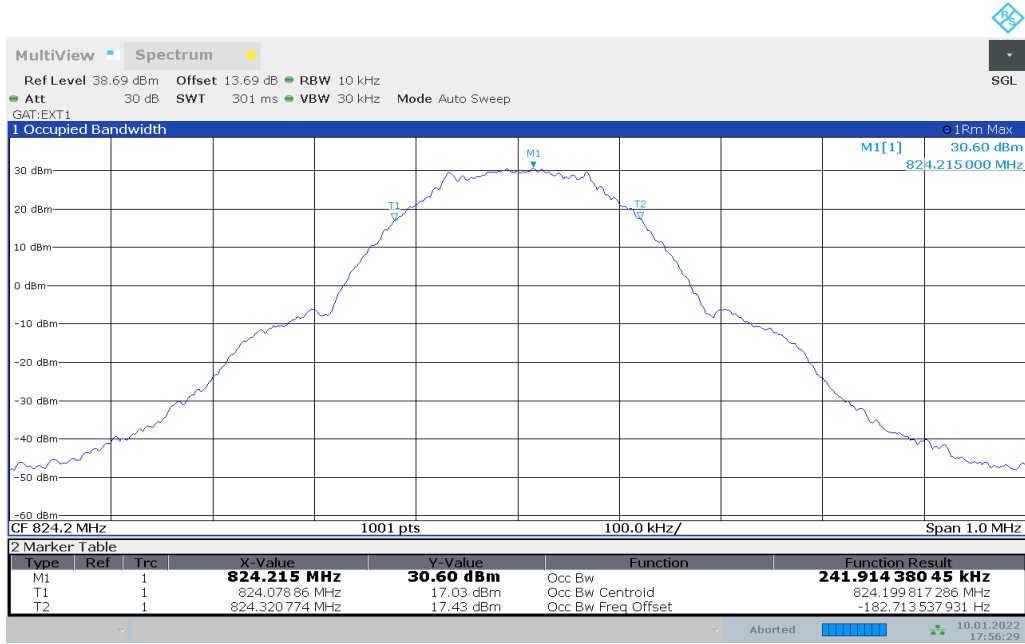
4. APPENDIX D - OCCUPIED BANDWIDTH

4.1 TEST RESULTS

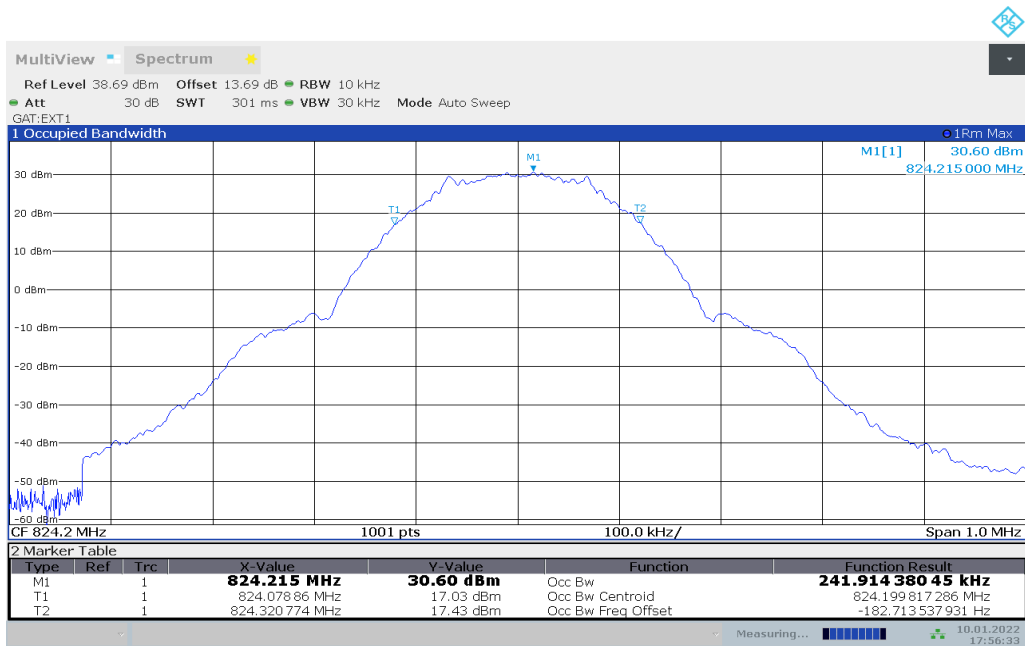
Occupied Bandwidth					
Test Band	Test Mode	Test Channel	Occupied Bandwidth [kHz]	Emission Bandwidth [KHz]	Verdict
GSM850	TM1	LCH	241.91	319.70	PASS
		MCH	243.11	318.70	PASS
		HCH	243.55	323.70	PASS
	TM2	LCH	243.34	318.70	PASS
		MCH	245.39	317.70	PASS
		HCH	245.00	315.70	PASS
	TM3	LCH	247.13	312.70	PASS
		MCH	248.16	314.70	PASS
		HCH	246.80	314.70	PASS
PCS1900	TM1	LCH	242.10	321.70	PASS
		MCH	243.38	319.70	PASS
		HCH	244.04	317.70	PASS
	TM2	LCH	243.38	316.70	PASS
		MCH	242.74	320.70	PASS
		HCH	242.76	315.70	PASS
	TM3	LCH	245.70	313.70	PASS
		MCH	246.27	312.70	PASS
		HCH	246.45	314.70	PASS

4.2 TEST PLOTS

4.2.1 GSM850_TM1_LCH

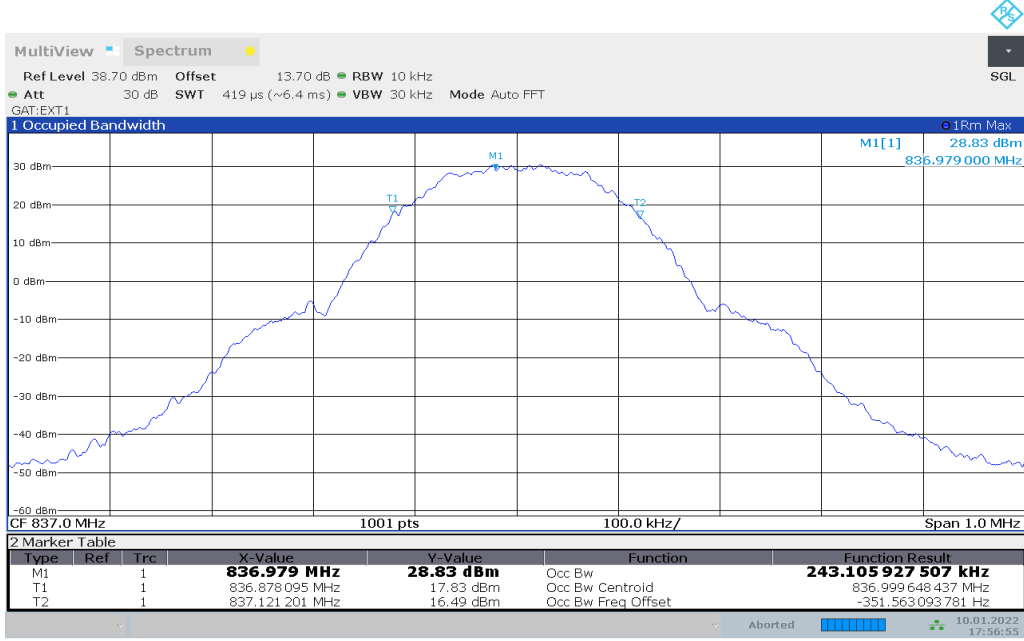


17:56:29 10.01.2022

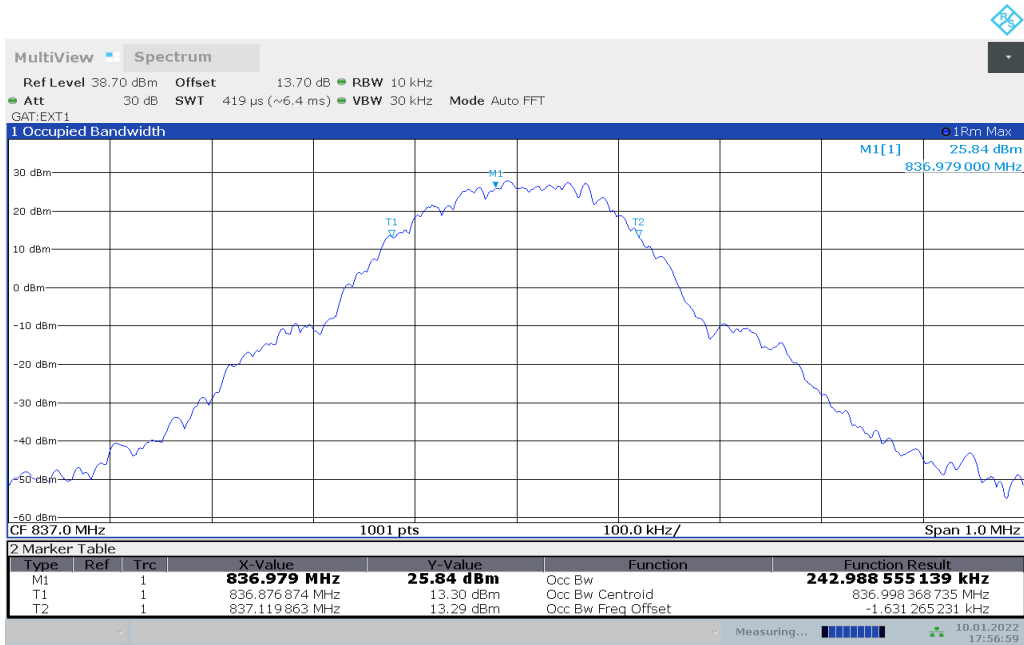


17:56:34 10.01.2022

4.2.2 GSM850_TM1_MCH

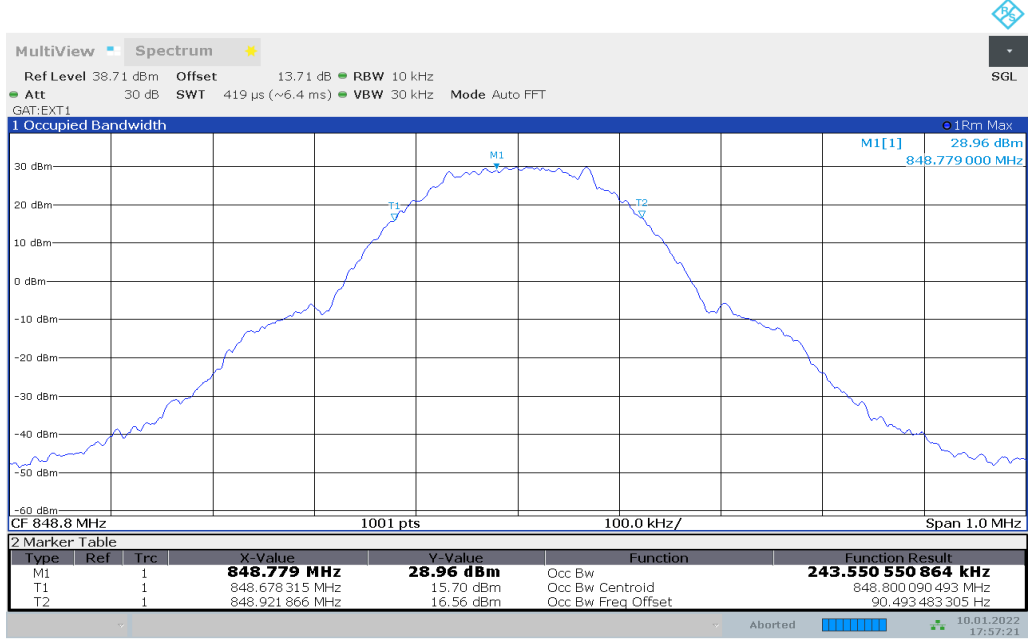


17:56:56 10.01.2022

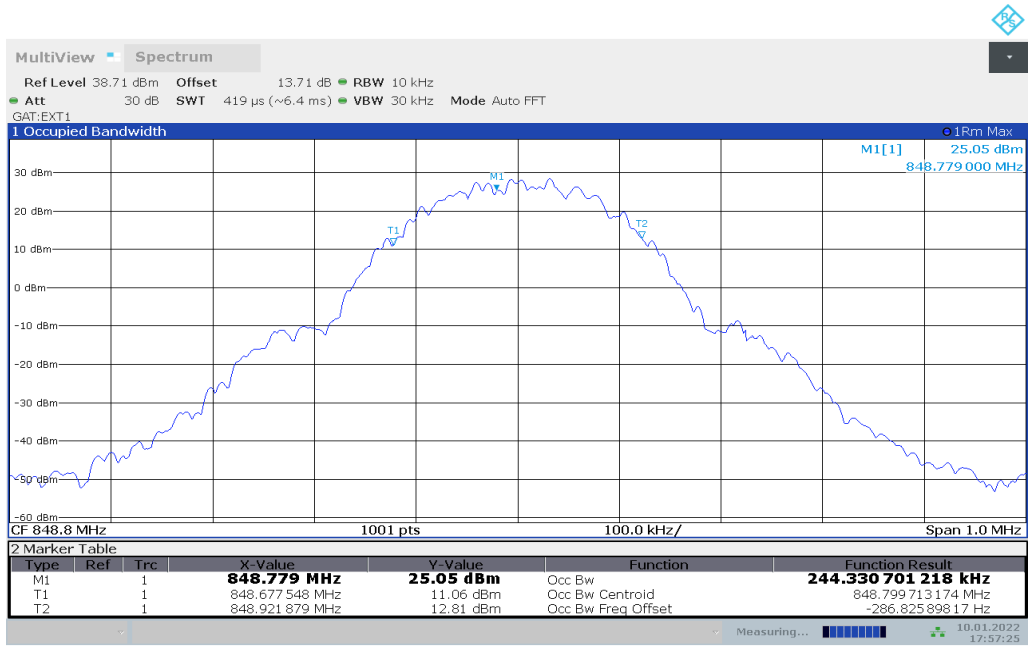


17:57:00 10.01.2022

4.2.3 GSM850_TM1_HCH

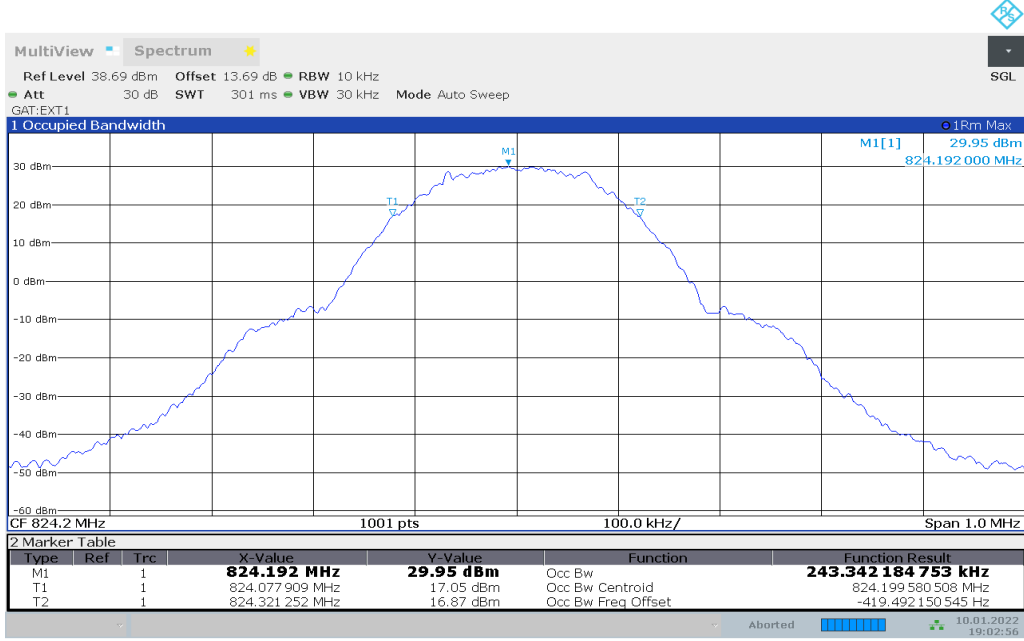


17:57:22 10.01.2022

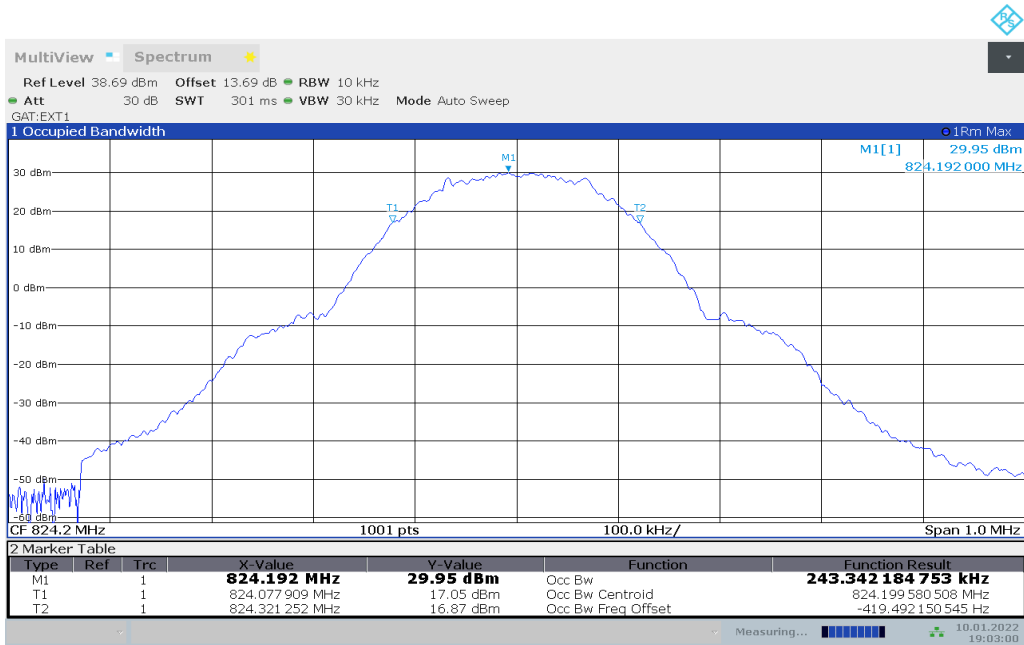


17:57:26 10.01.2022

4.2.4 GSM850_TM2_LCH

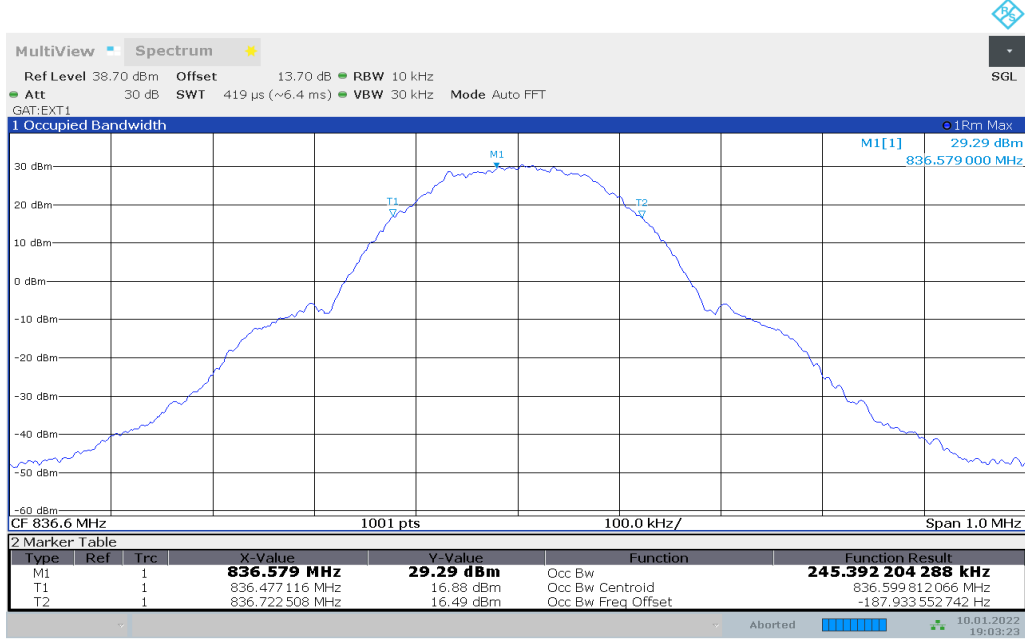


19:02:57 10.01.2022

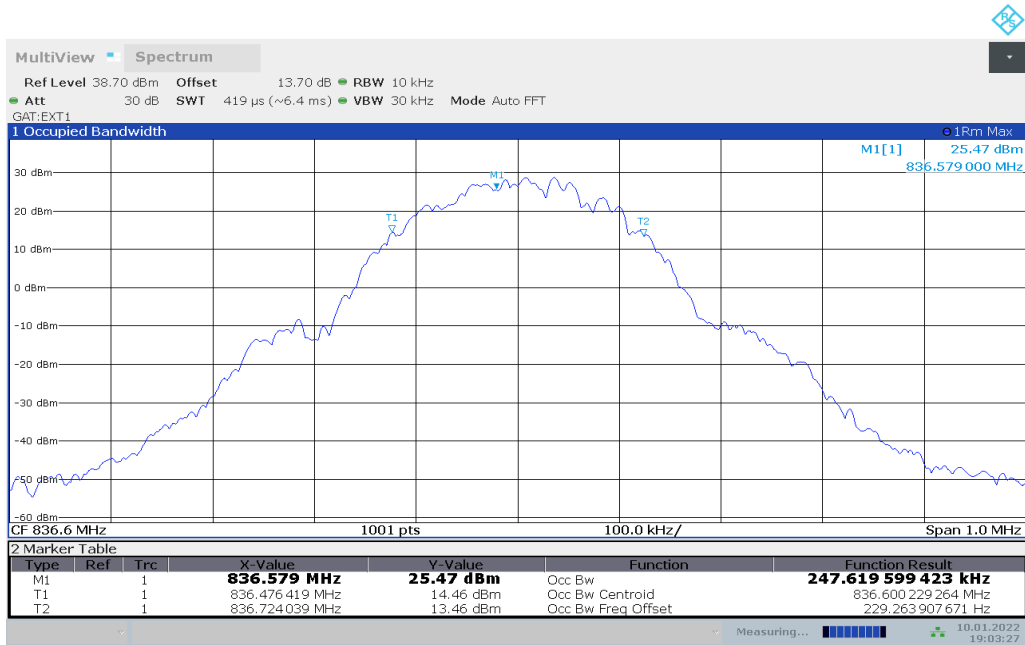


19:03:01 10.01.2022

4.2.5 GSM850_TM2_MCH

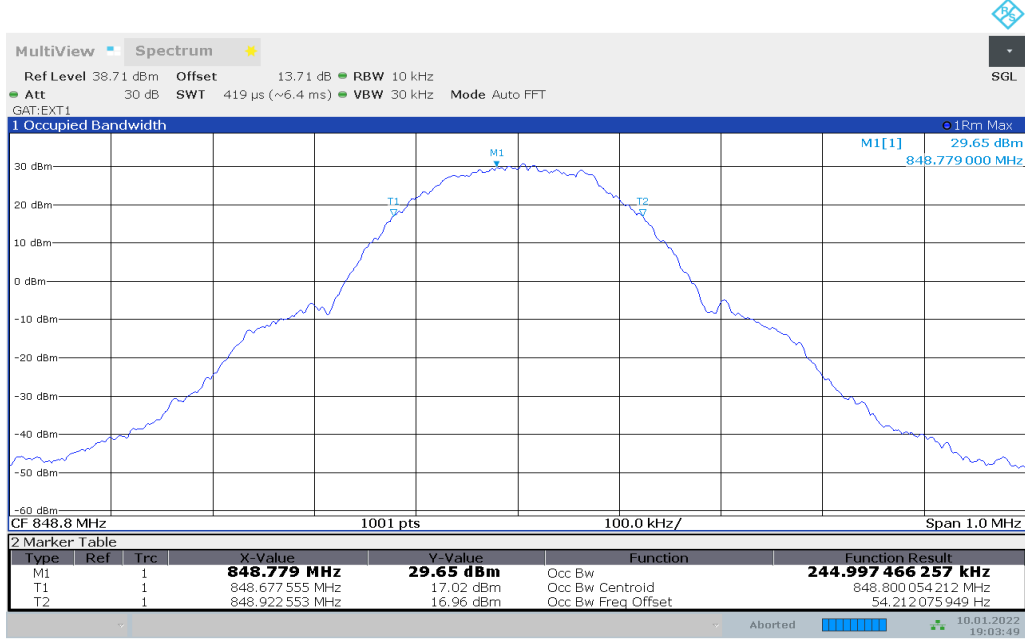


19:03:24 10.01.2022

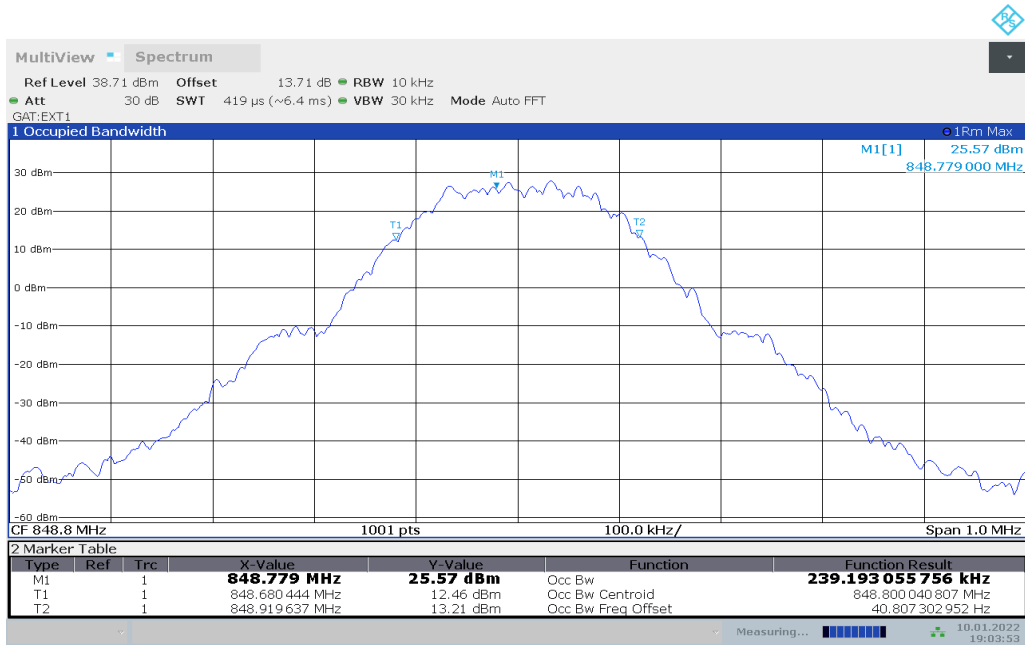


19:03:28 10.01.2022

4.2.6 GSM850_TM2_HCH

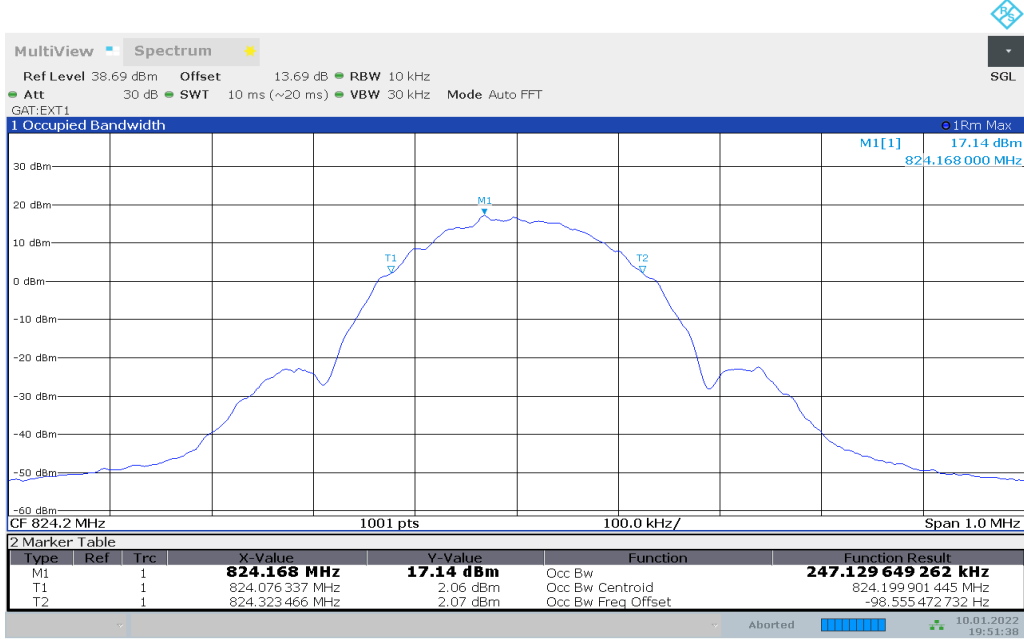


19:03:50 10.01.2022

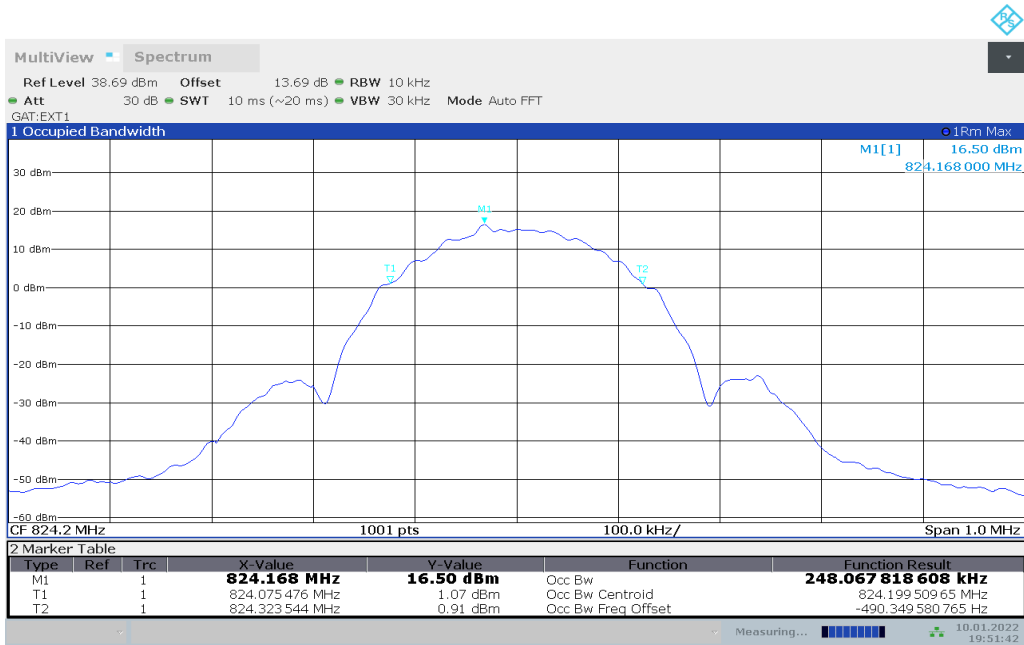


19:03:54 10.01.2022

4.2.7 GSM850_TM3_LCH

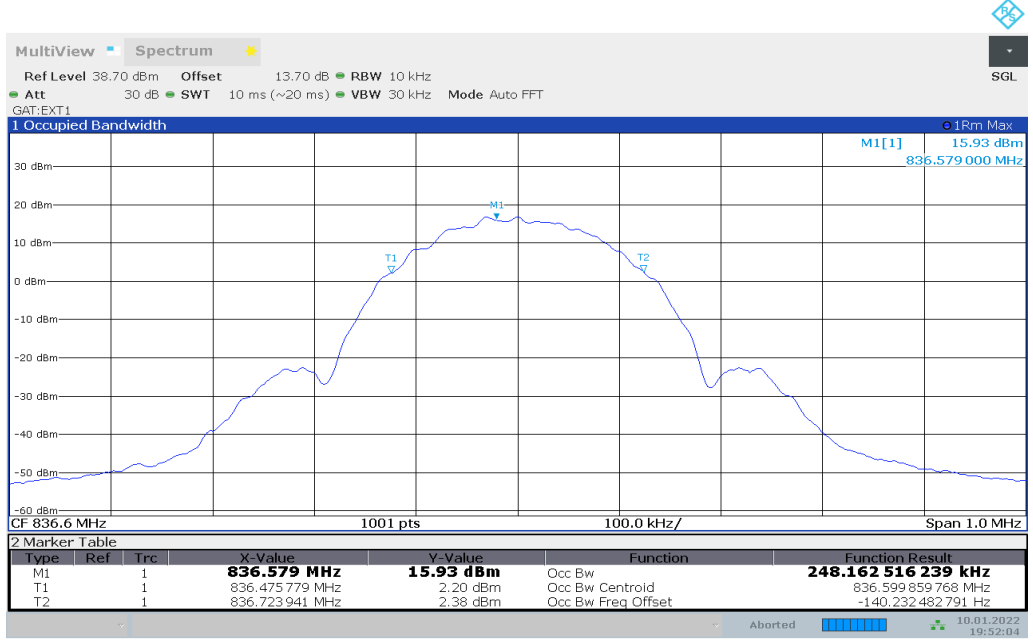


19:51:38 10.01.2022

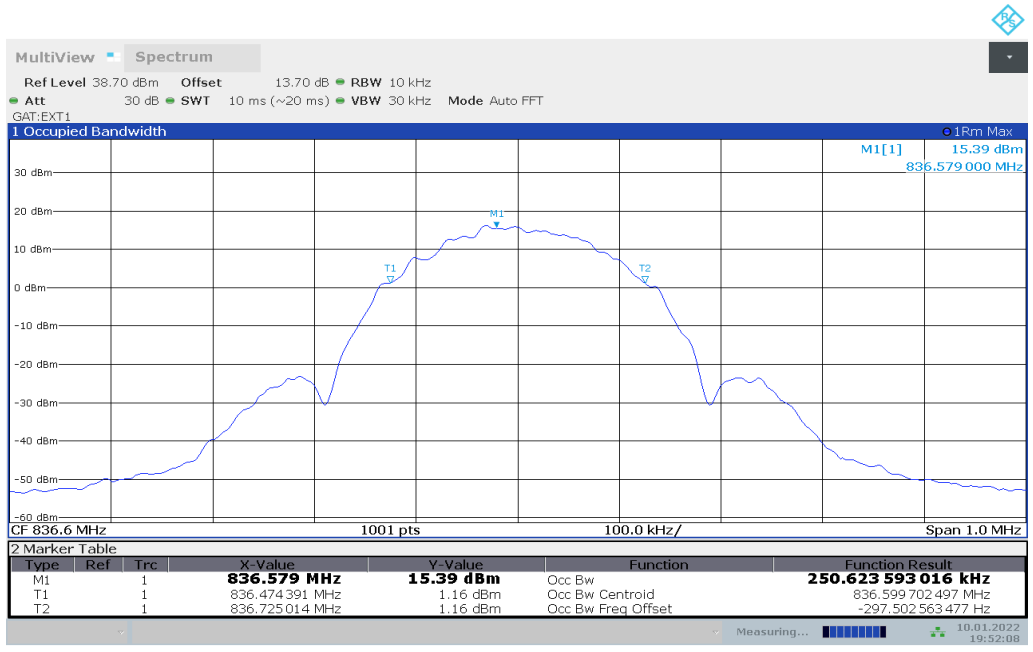


19:51:42 10.01.2022

4.2.8 GSM850_TM3_MCH

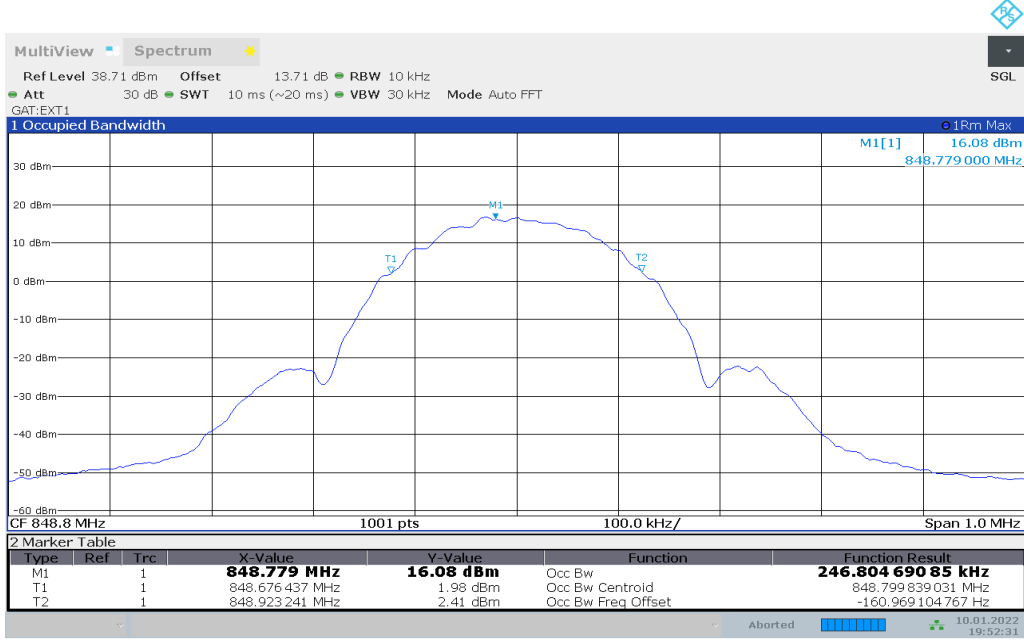


19:52:04 10.01.2022

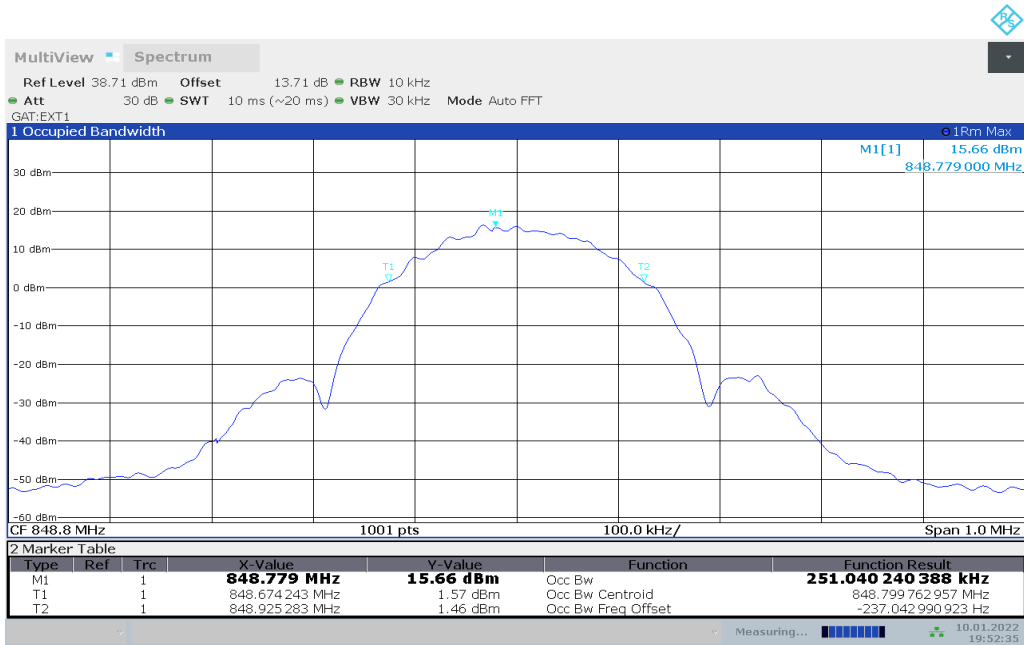


19:52:08 10.01.2022

4.2.9 GSM850_TM3_HCH

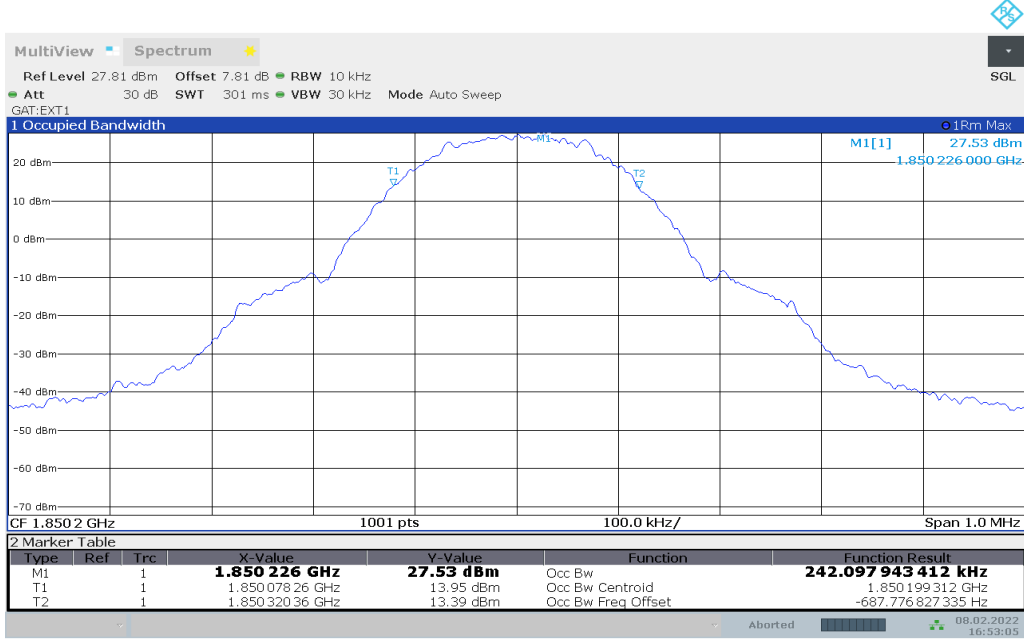


19:52:31 10.01.2022

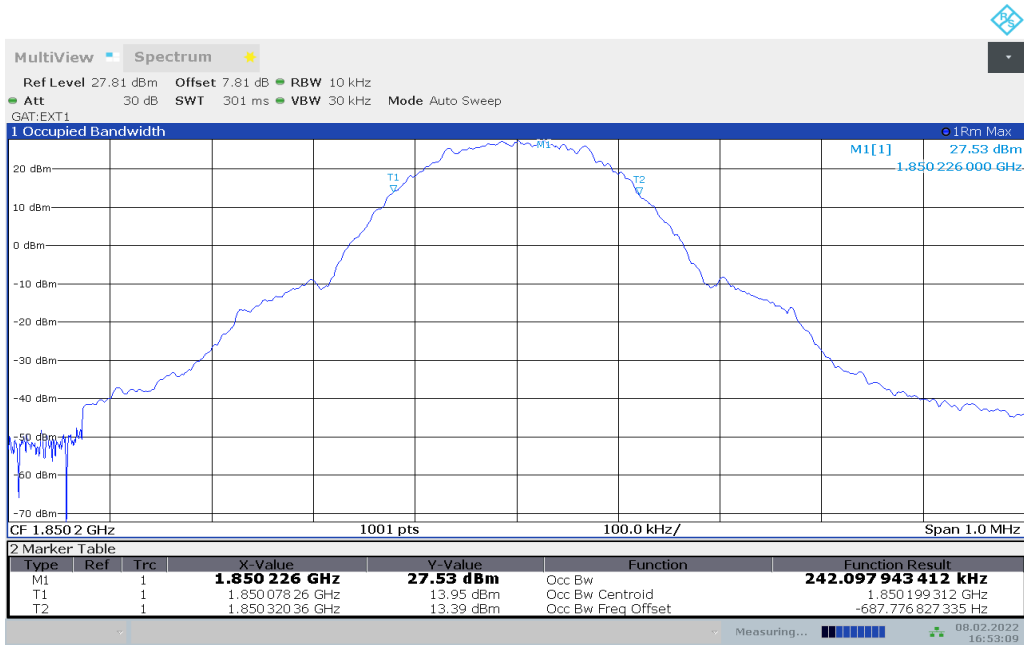


19:52:35 10.01.2022

4.2.10 PCS1900_TM1_LCH

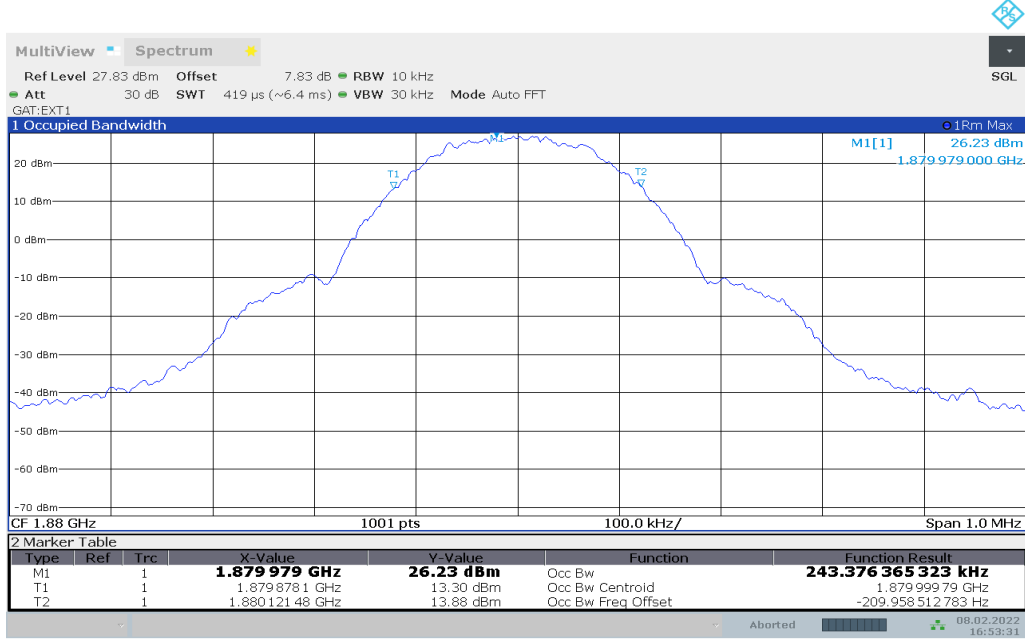


16:53:05 08.02.2022

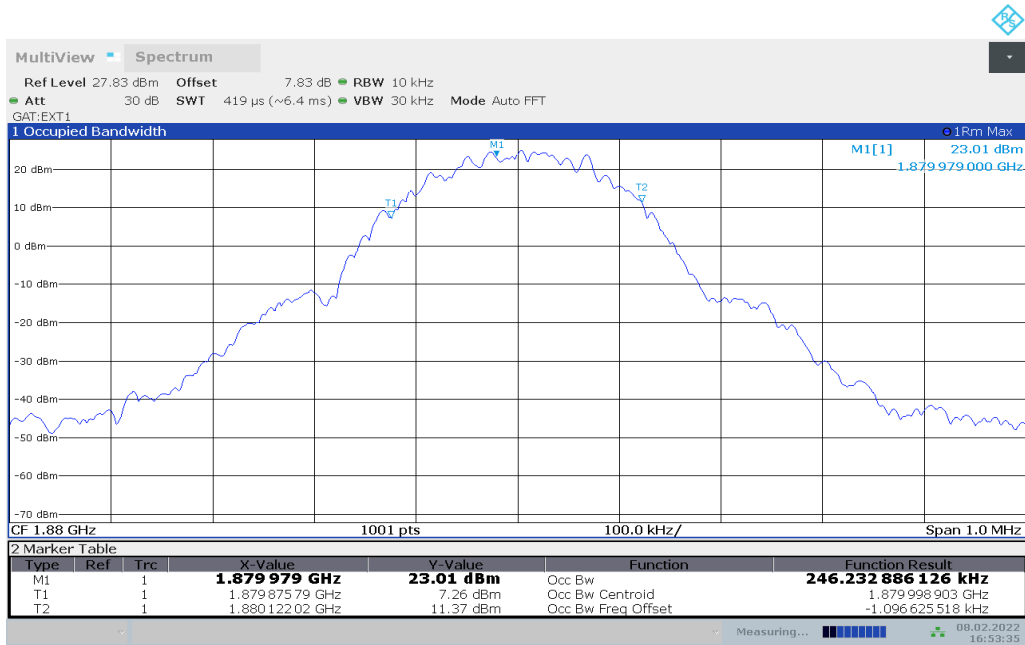


16:53:09 08.02.2022

4.2.11 PCS1900_TM1_MCH

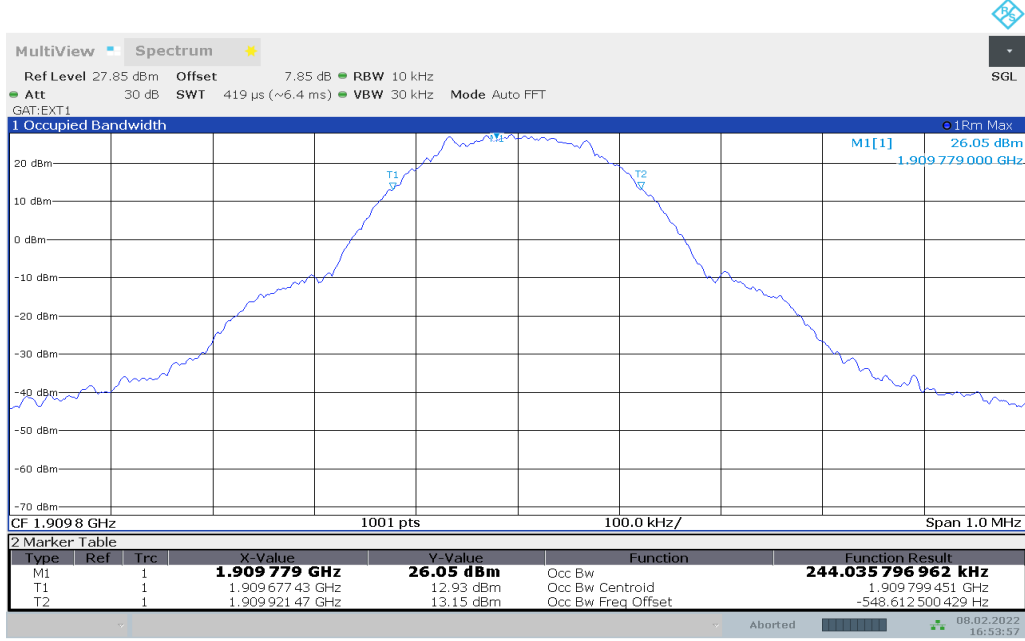


16:53:31 08.02.2022



16:53:36 08.02.2022

4.2.12 PCS1900_TM1_HCH

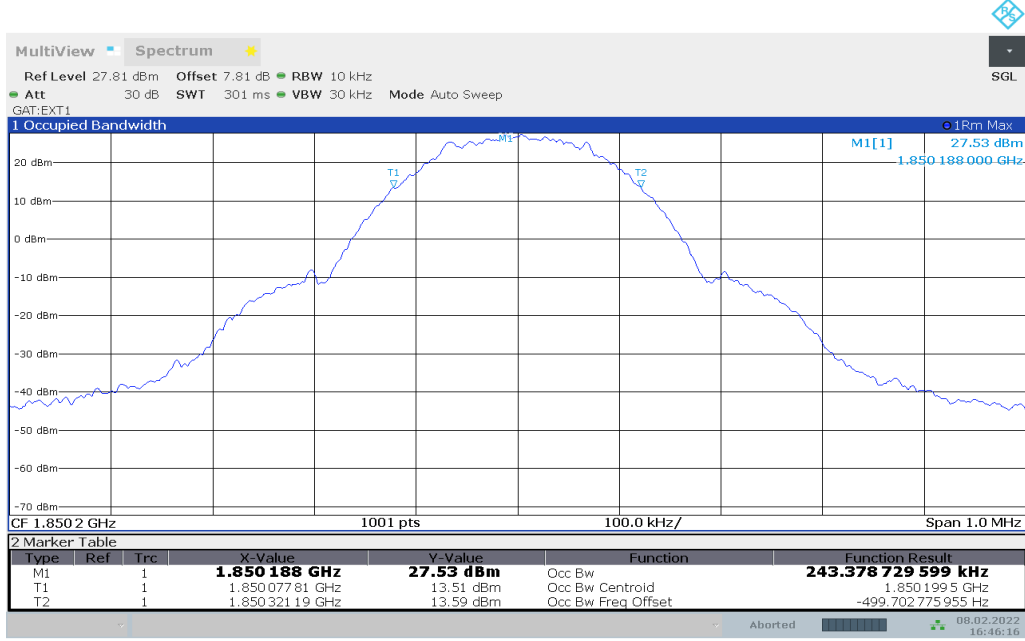


16:53:58 08.02.2022

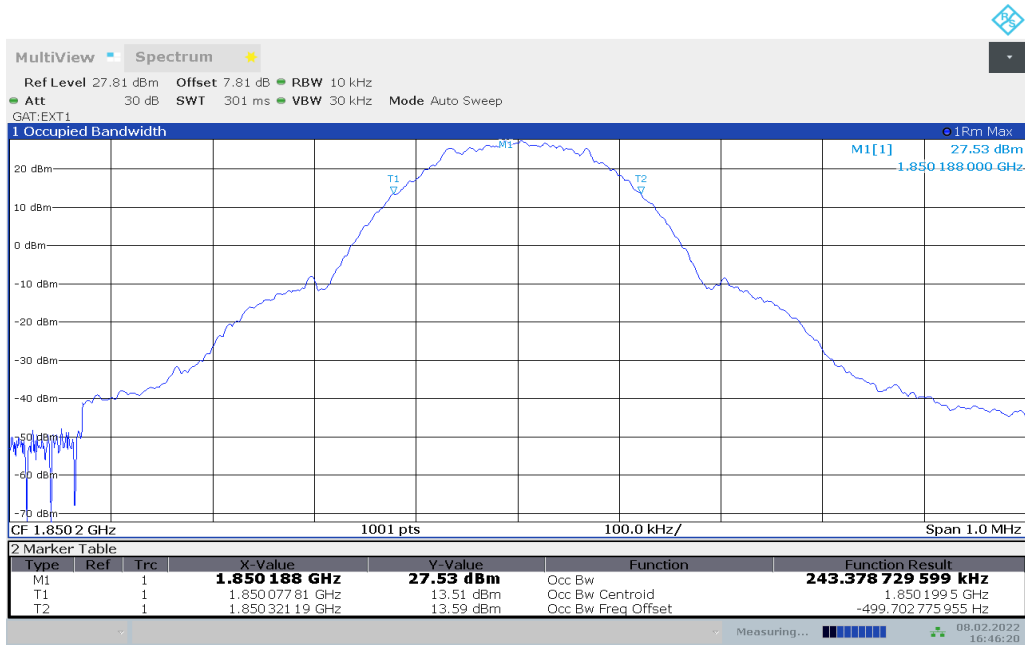


16:54:02 08.02.2022

4.2.13 PCS1900_TM2_LCH

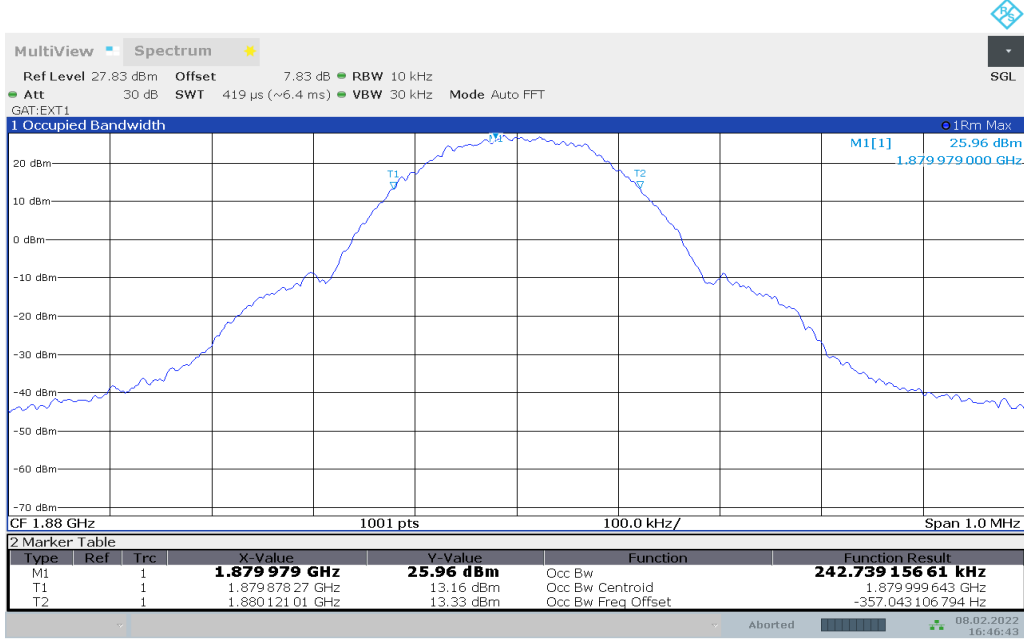


16:46:17 08.02.2022



16:46:21 08.02.2022

4.2.14 PCS1900_TM2_MCH

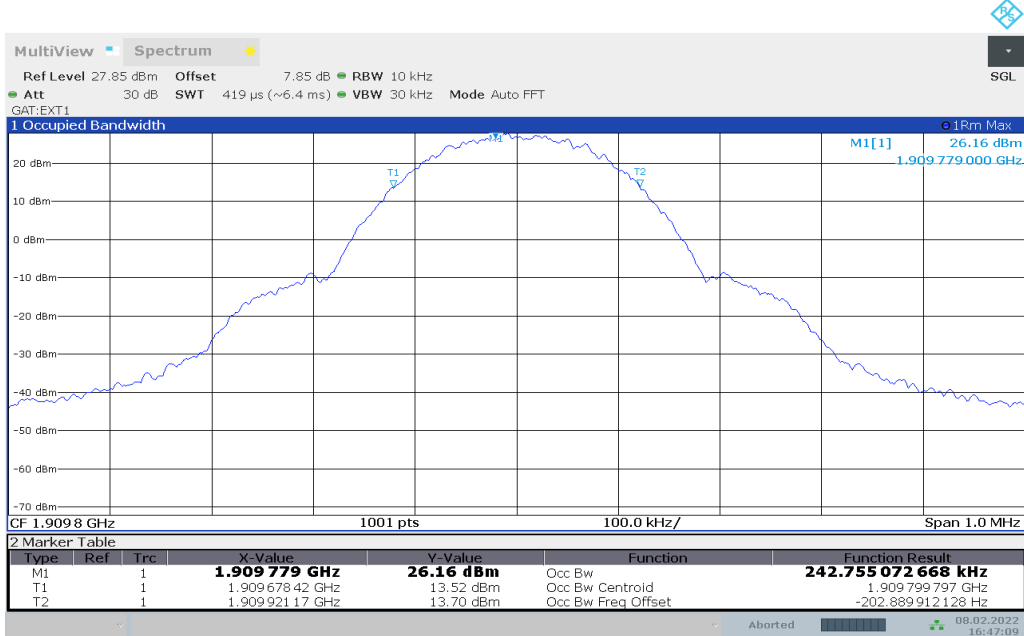


16:46:43 08.02.2022

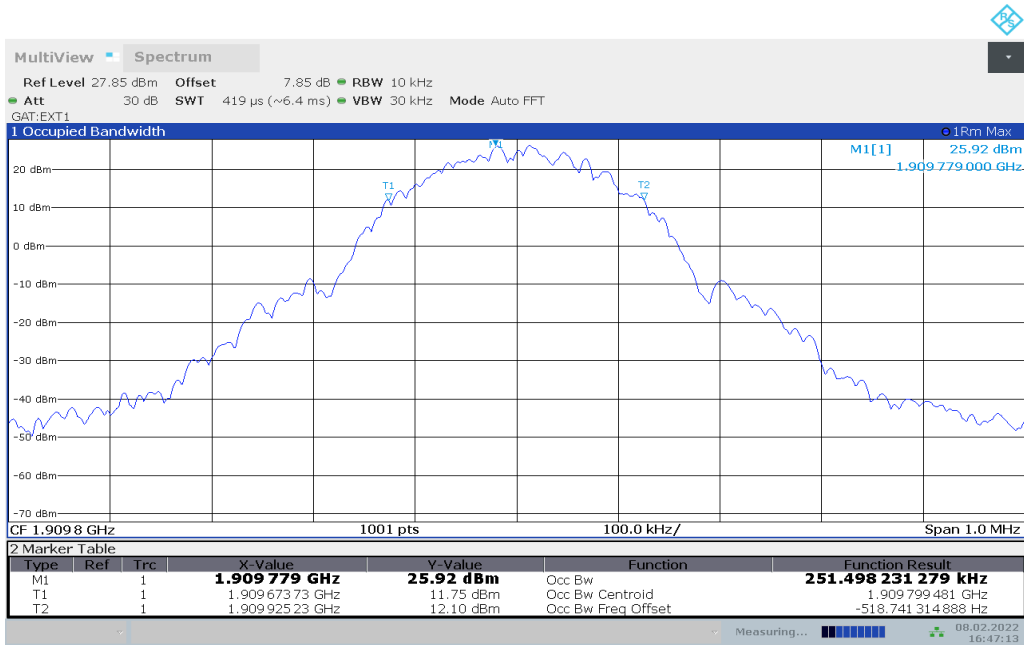


16:46:47 08.02.2022

4.2.15 PCS1900_TM2_HCH

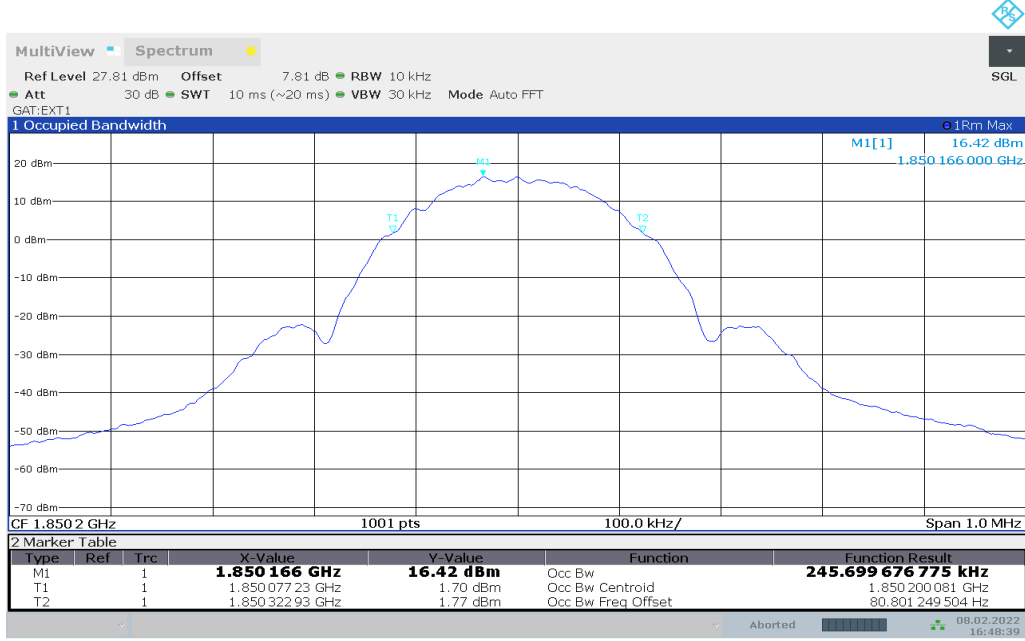


16:47:10 08.02.2022

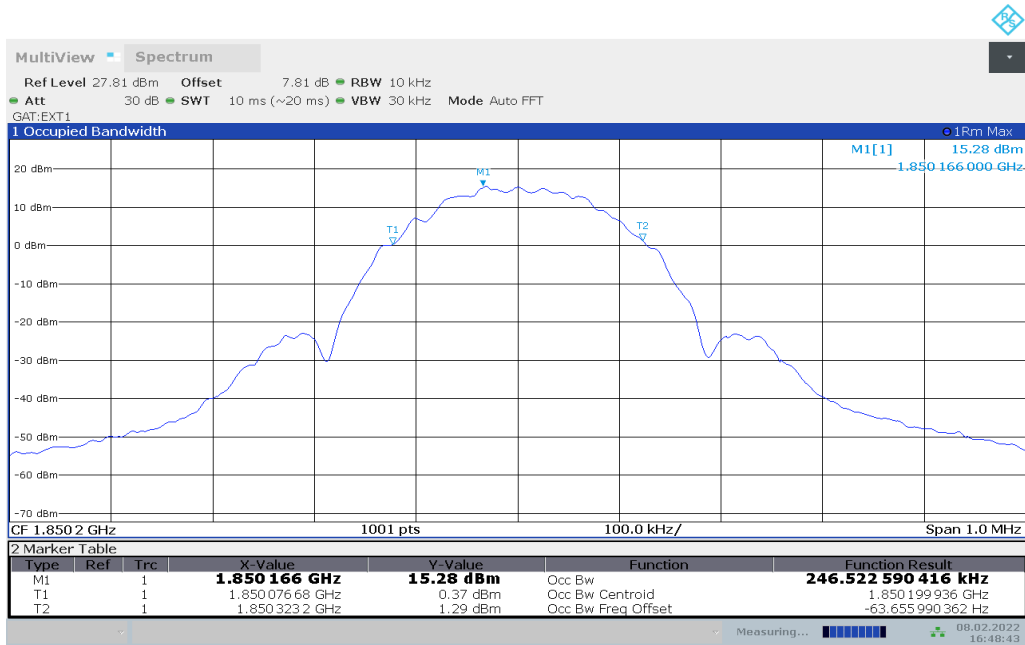


16:47:14 08.02.2022

4.2.16 PCS1900_TM3_LCH

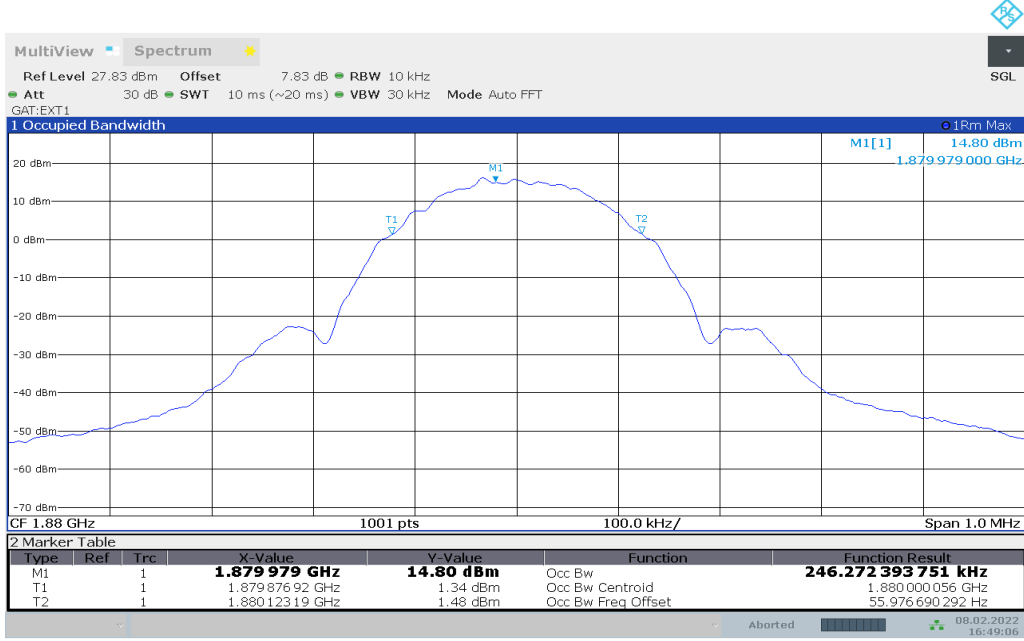


16:48:40 08.02.2022



16:48:44 08.02.2022

4.2.17 PCS1900_TM3_MCH

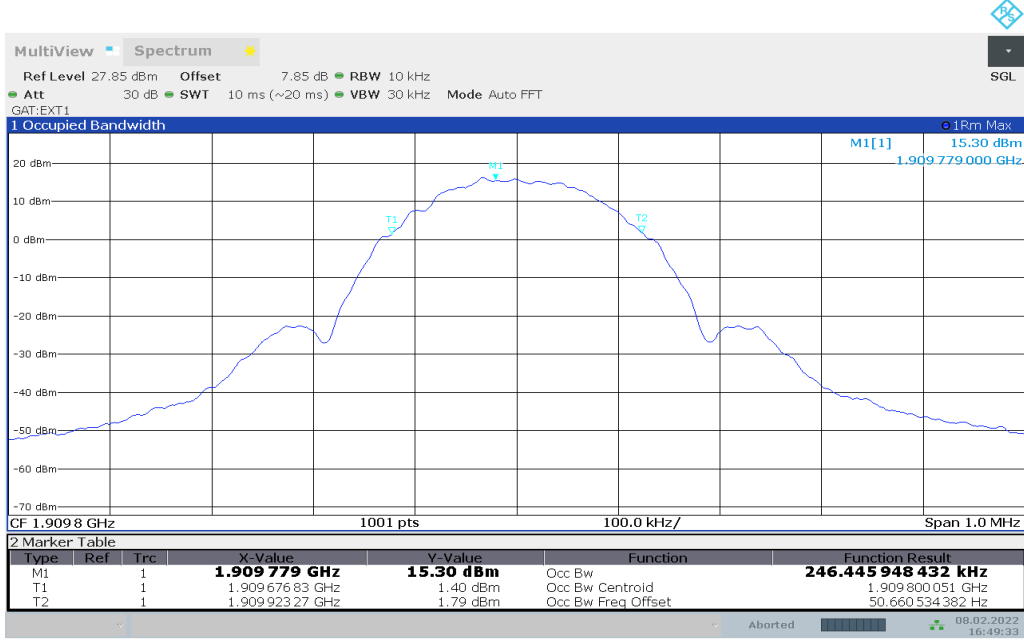


16:49:06 08.02.2022



16:49:10 08.02.2022

4.2.18 PCS1900_TM3_HCH



16:49:33 08.02.2022



16:49:37 08.02.2022

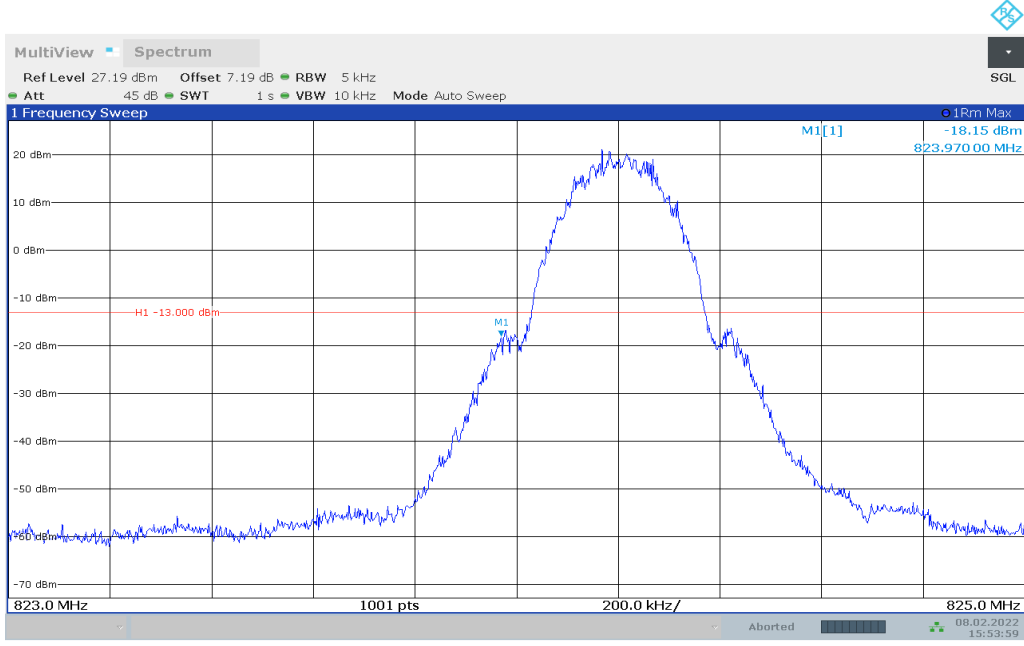
5. APPENDIX E - BAND EDGES COMPLIANCE

5.1 TEST RESULTS

Band Edges Compliance						
Test Band	Test Mode	Test Channel	Frequency [MHz]	Power [dBm]	Limit [dBm]	Verdict
GSM850	TM1	LCH	823.97	-18.15	-13	PASS
		HCH	849.01	-16.86	-13	PASS
	TM2	LCH	823.98	-18.07	-13	PASS
		HCH	849.005	-16.78	-13	PASS
	TM3	LCH	823.99	-26.44	-13	PASS
		HCH	849.035	-25.70	-13	PASS
PCS1900	TM1	LCH	1849.985	-21.10	-13	PASS
		HCH	1910.015	-19.52	-13	PASS
	TM2	LCH	1849.995	-18.82	-13	PASS
		HCH	1910.02	-19.30	-13	PASS
	TM3	LCH	1849.98	-25.08	-13	PASS
		HCH	1910.04	-24.77	-13	PASS

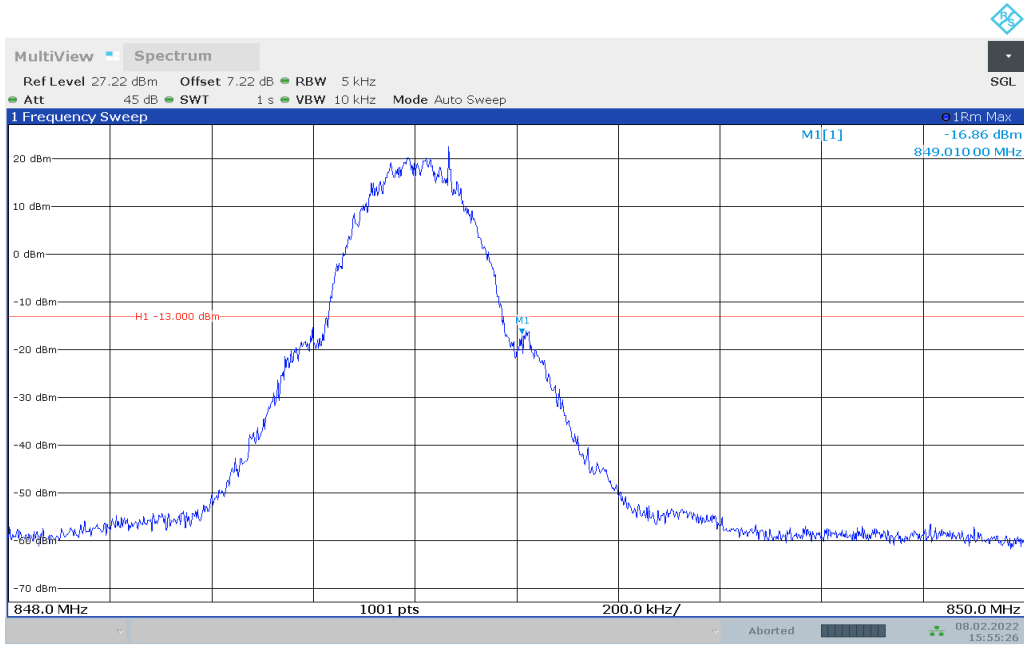
5.2 TEST PLOTS

5.2.1 GSM850_TM1_LCH



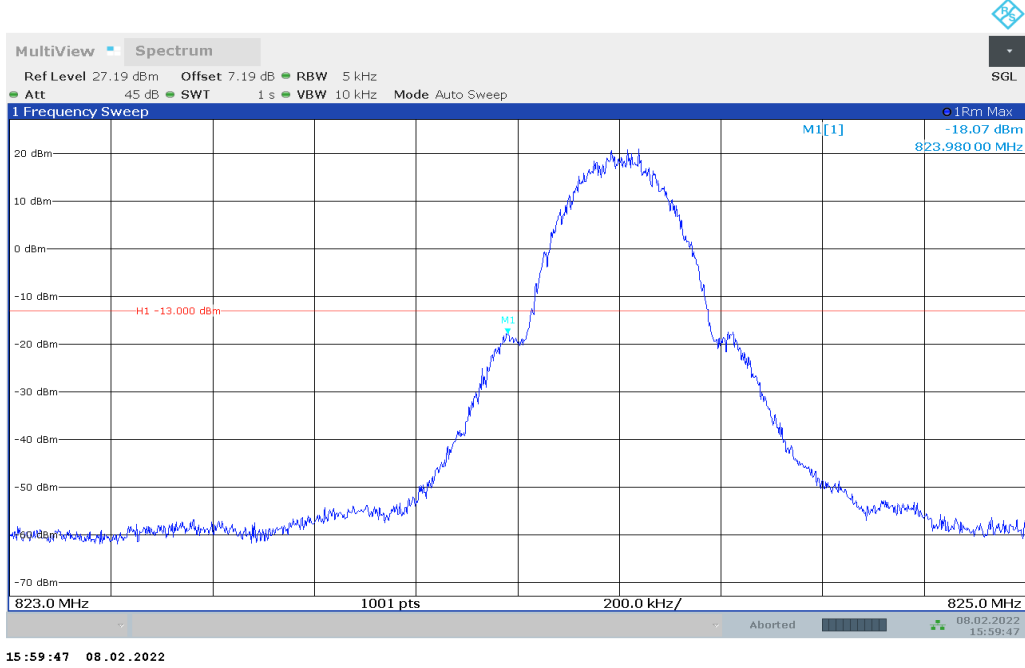
15:53:59 08.02.2022

5.2.2 GSM850_TM1_HCH

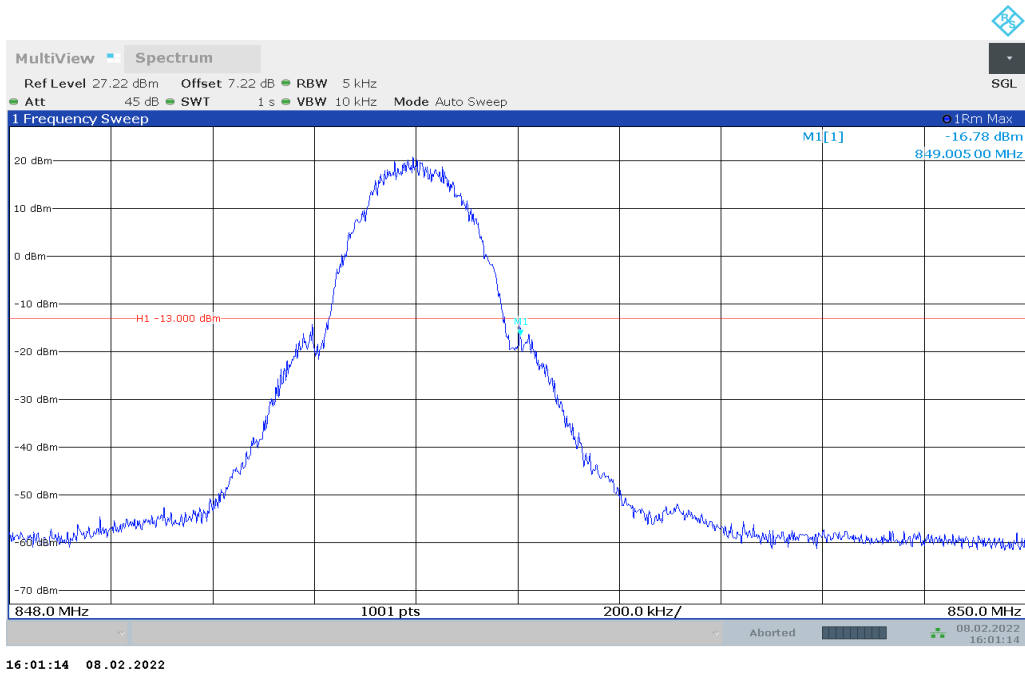


15:55:26 08.02.2022

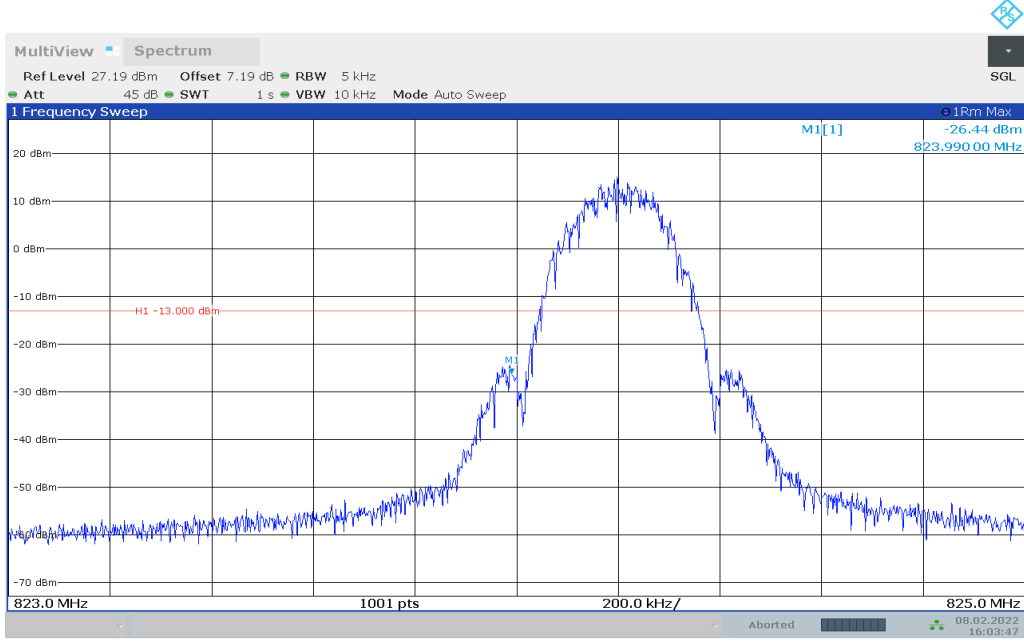
5.2.3 GSM850_TM2_LCH



5.2.4 GSM850_TM2_HCH

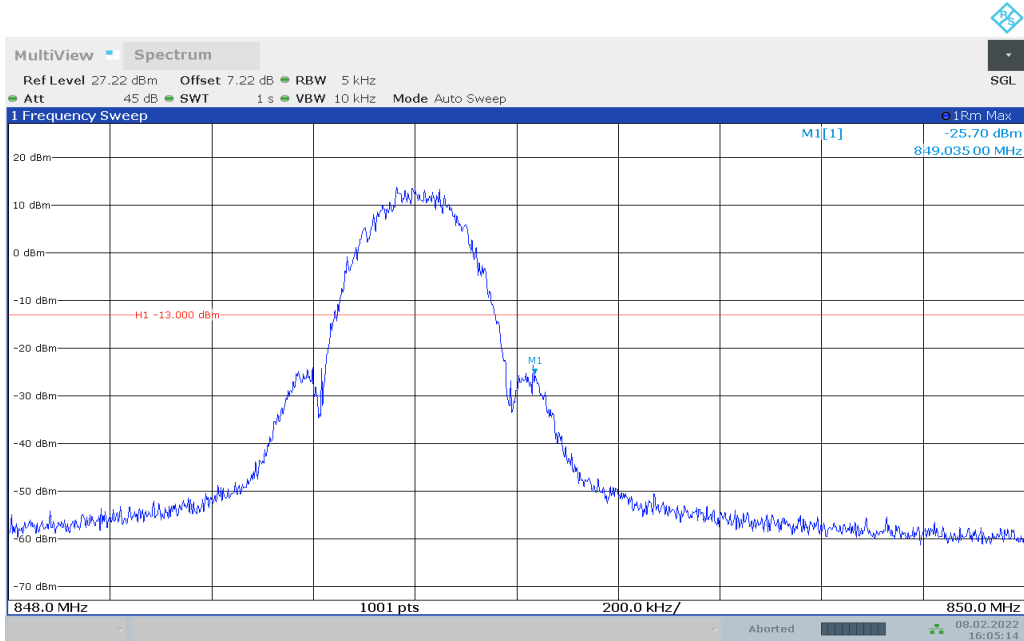


5.2.5 GSM850_TM3_LCH



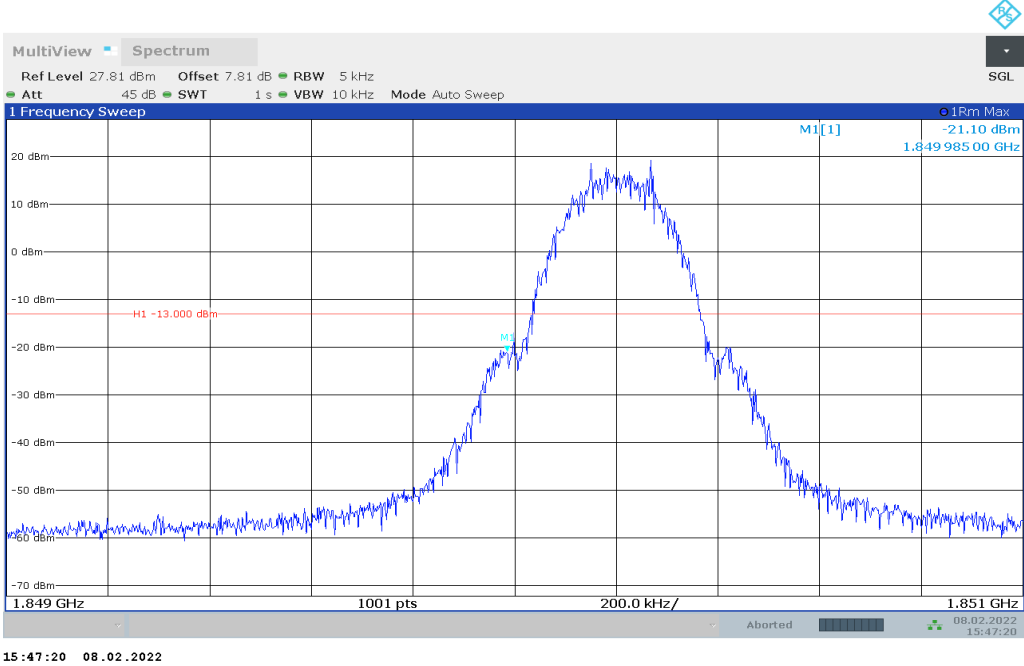
16:03:47 08.02.2022

5.2.6 GSM850_TM3_HCH

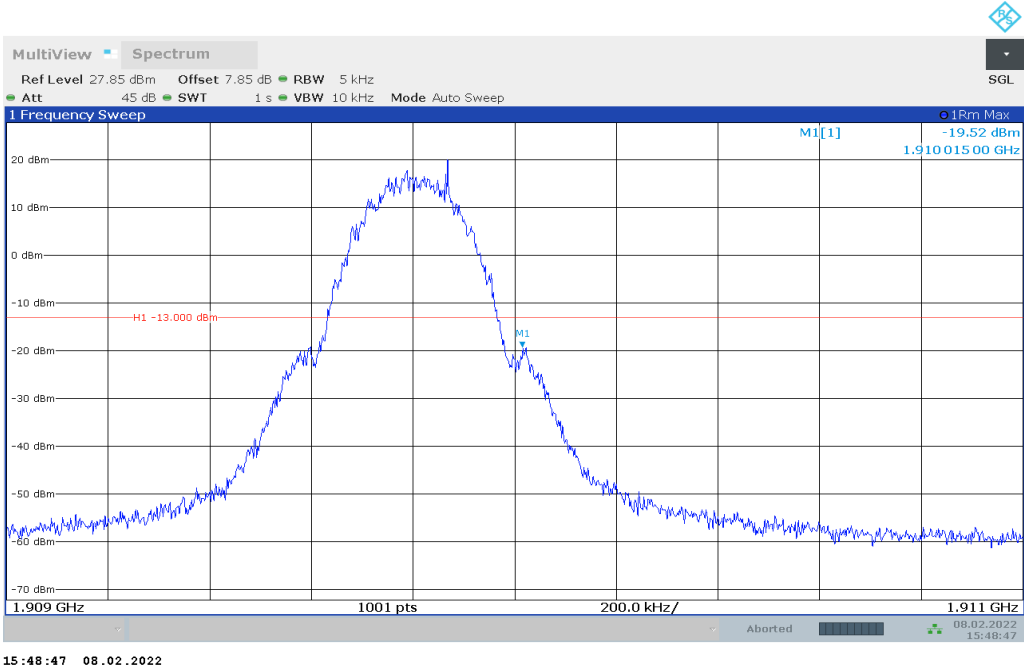


16:05:14 08.02.2022

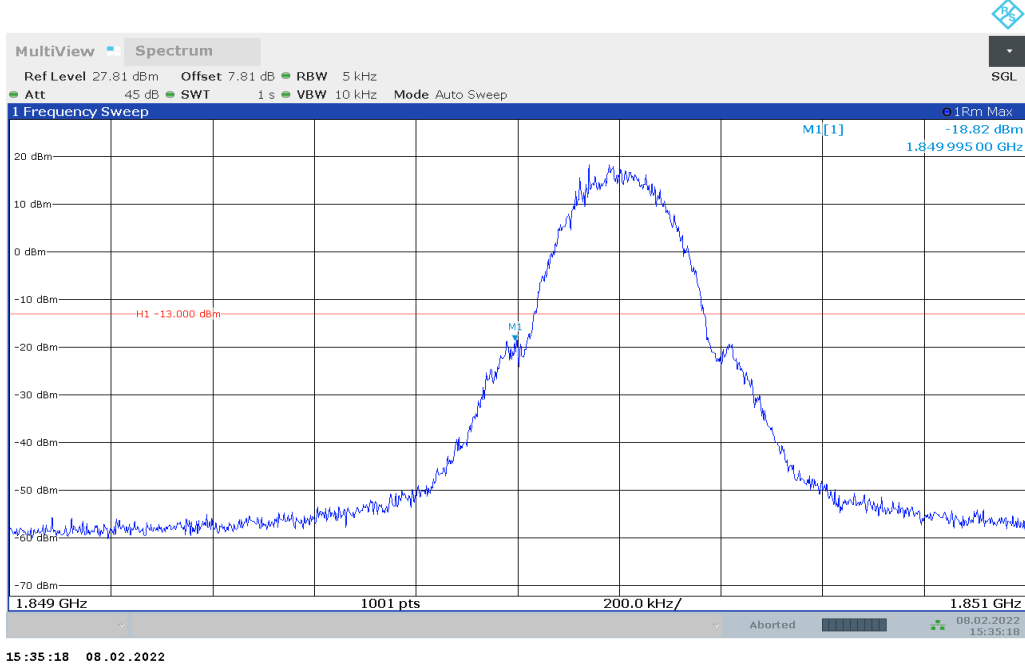
5.2.7 PCS1900_TM1_LCH



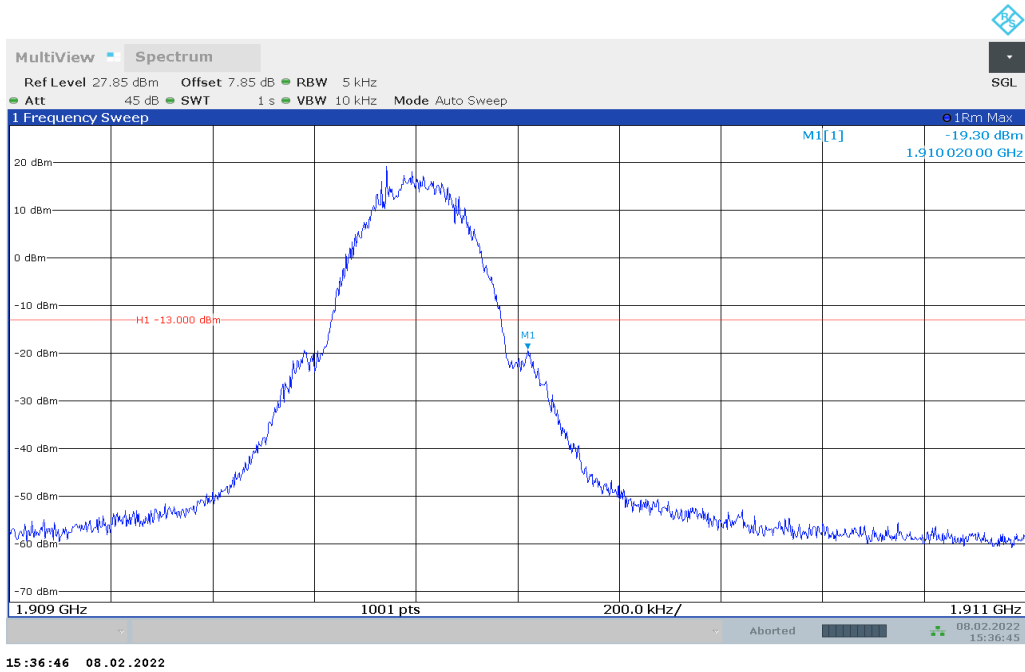
5.2.8 PCS1900_TM1_HCH



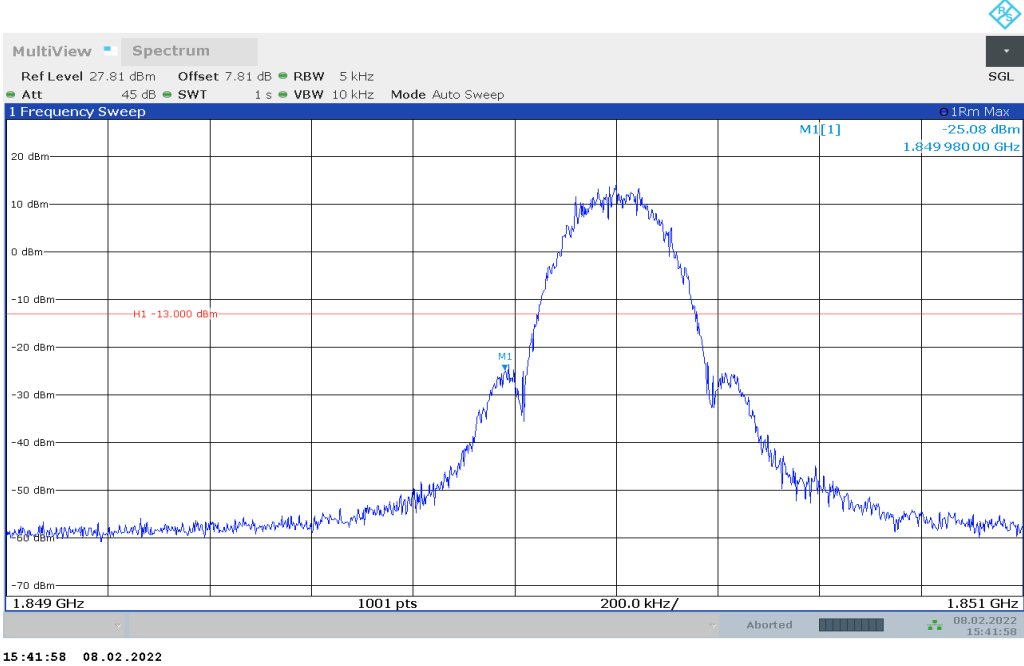
5.2.9 PCS1900_TM2_LCH



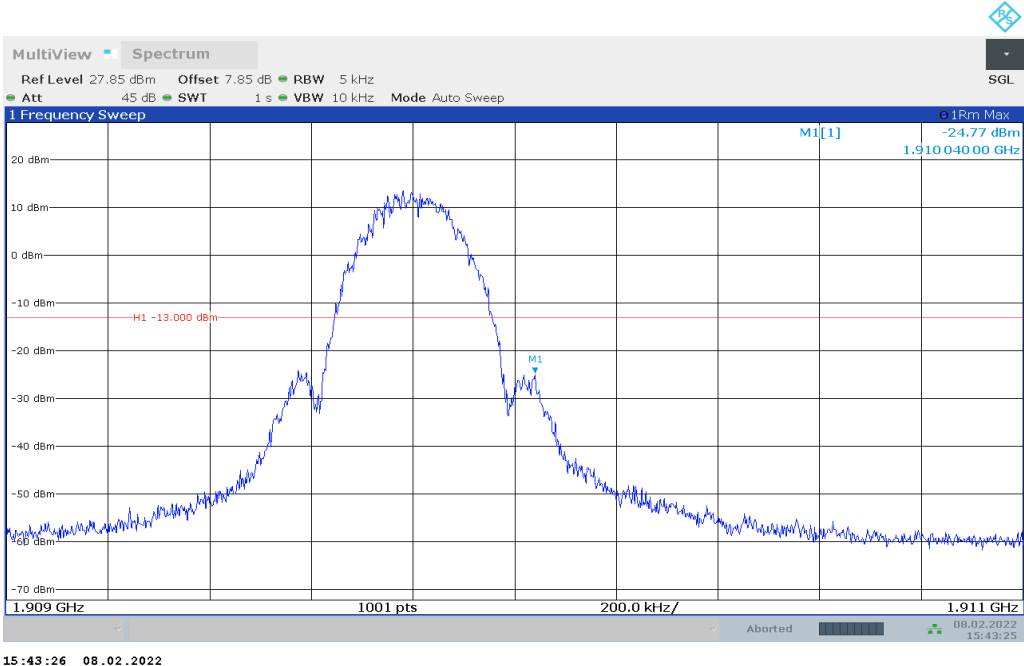
5.2.10 PCS1900_TM2_HCH



5.2.11 PCS1900_TM3_LCH



5.2.12 PCS1900_TM3_HCH



6. APPENDIX F - SPURIOUS EMISSION AT ANTENNA TERMINAL

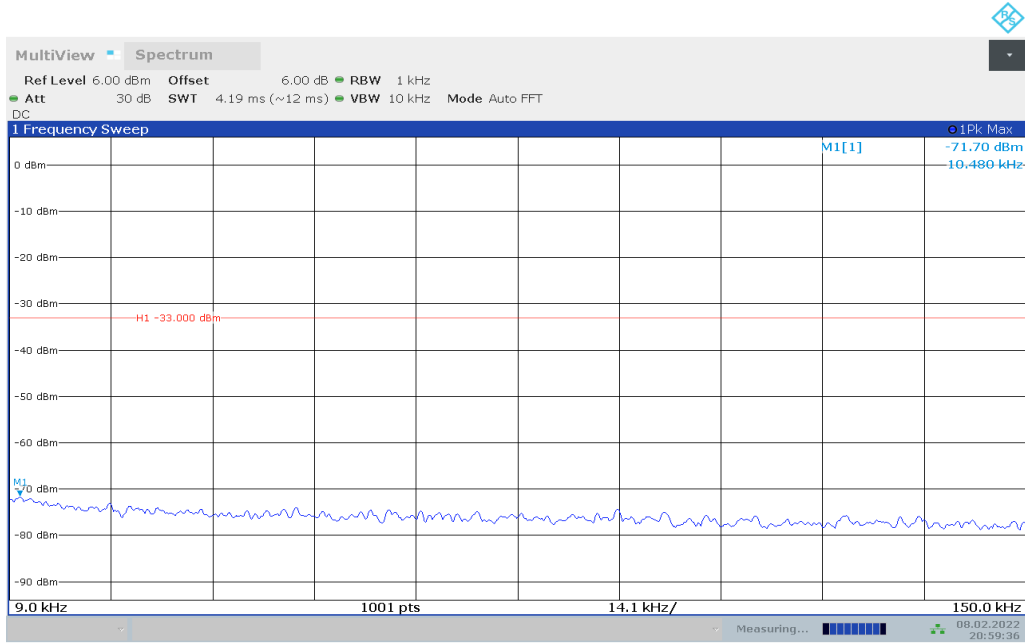
6.1 TEST RESULTS

Spurious Emission at Antenna Terminal								
Test Band	Test Mode	Test Channel	Start Freq. [MHz]	Stop Freq. [MHz]	Measured Freq. [MHz]	Measured Power [dBm]	Limit [dBm]	Verdict
GSM850	TM1	LCH	0.009	0.15	0.01	-71.7	-33	PASS
			0.15	30	23.4	-54.44	-23	PASS
			30	1000	822.46	-33.28	-13	PASS
			1000	12750	2472.39	-33.74	-13	PASS
		MCH	0.009	0.15	0.01	-71.17	-33	PASS
			0.15	30	0.17	-54.48	-23	PASS
			30	1000	548.2	-42.96	-13	PASS
			1000	12750	2510.87	-33.89	-13	PASS
		HCH	0.009	0.15	0.01	-71.38	-33	PASS
			0.15	30	27.06	-54.07	-23	PASS
			30	1000	850.64	-30.18	-13	PASS
			1000	12750	2546.41	-33.52	-13	PASS
	TM2	LCH	0.009	0.15	0.01	-71.54	-33	PASS
			0.15	30	0.39	-53.87	-23	PASS
			30	1000	822.55	-37.39	-13	PASS
			1000	12750	2472.97	-33.25	-13	PASS
		MCH	0.009	0.15	0.01	-71.38	-33	PASS
			0.15	30	0.21	-53.21	-23	PASS
			30	1000	546.26	-42.01	-13	PASS
			1000	12750	2509.98	-32.94	-13	PASS
		HCH	0.009	0.15	0.01	-70.36	-33	PASS
			0.15	30	3.47	-54.26	-23	PASS
			30	1000	850.88	-34.81	-13	PASS
			1000	12750	2546.41	-33.51	-13	PASS
	TM3	LCH	0.009	0.15	0.01	-71.31	-33	PASS
			0.15	30	0.21	-54.02	-23	PASS
			30	1000	822.65	-38.92	-13	PASS
			1000	12750	7937.47	-34.91	-13	PASS
		MCH	0.009	0.15	0.01	-70.68	-33	PASS
			0.15	30	0.31	-54.36	-23	PASS
			30	1000	548.9	-42.39	-13	PASS
			1000	12750	7960.38	-35.7	-13	PASS
		HCH	0.009	0.15	0.01	-71.4	-33	PASS
			0.15	30	0.15	-53.64	-23	PASS
			30	1000	850.47	-41.34	-13	PASS
			1000	12750	7983	-36.35	-13	PASS

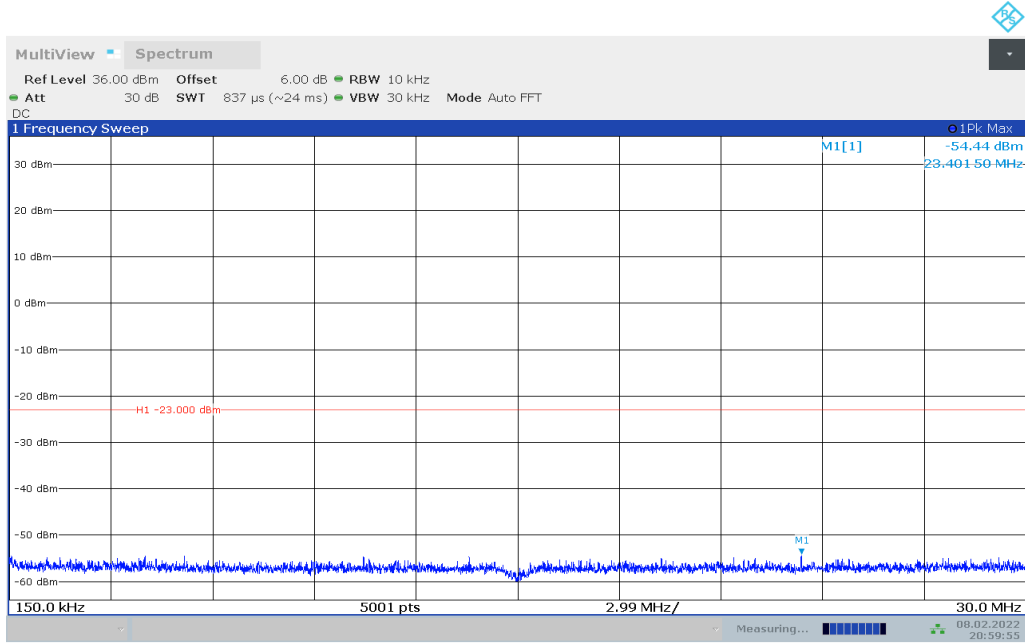
Spurious Emission at Antenna Terminal								
Test Band	Test Mode	Test Channel	Start Freq. [MHz]	Stop Freq. [MHz]	Measured Freq. [MHz]	Measured Power [dBm]	Limit [dBm]	Verdict
PCS1900	TM1	LCH	0.009	0.15	0.01	-71.14	-43	PASS
			0.15	30	1.45	-54.37	-33	PASS
			30	20000	19093.14	-37.29	-13	PASS
		MCH	0.009	0.15	0.01	-71.17	-43	PASS
			0.15	30	14.16	-53.94	-33	PASS
			30	20000	18559.45	-37.32	-13	PASS
		HCH	0.009	0.15	0.01	-72.03	-43	PASS
			0.15	30	3.91	-54.11	-33	PASS
			30	20000	17444.15	-37.32	-13	PASS
	TM2	LCH	0.009	0.15	0.01	-71.01	-43	PASS
			0.15	30	0.24	-54.24	-33	PASS
			30	20000	17024.79	-37.41	-13	PASS
		MCH	0.009	0.15	0.01	-71.72	-43	PASS
			0.15	30	7.76	-54.46	-33	PASS
			30	20000	19122.59	-37.05	-13	PASS
		HCH	0.009	0.15	0.01	-72.21	-43	PASS
			0.15	30	0.37	-54.38	-33	PASS
			30	20000	17599.92	-36.74	-13	PASS
	TM3	LCH	0.009	0.15	0.01	-71.03	-43	PASS
			0.15	30	20.81	-54.44	-33	PASS
			30	20000	19069.17	-37.44	-13	PASS
		MCH	0.009	0.15	0.01	-71.41	-43	PASS
			0.15	30	22.39	-53.93	-33	PASS
			30	20000	17466.62	-37.54	-13	PASS
		HCH	0.009	0.15	0.01	-71.43	-43	PASS
			0.15	30	1.08	-54.12	-33	PASS
			30	20000	17077.71	-37.31	-13	PASS

6.2 TEST PLOTS

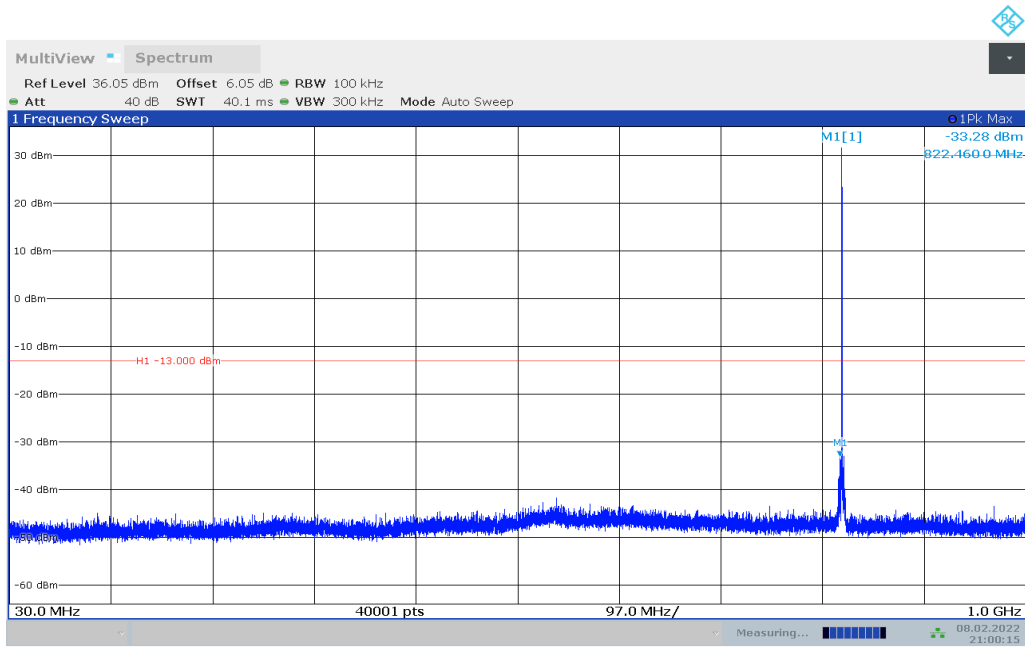
6.2.1 GSM850_TM1_LCH



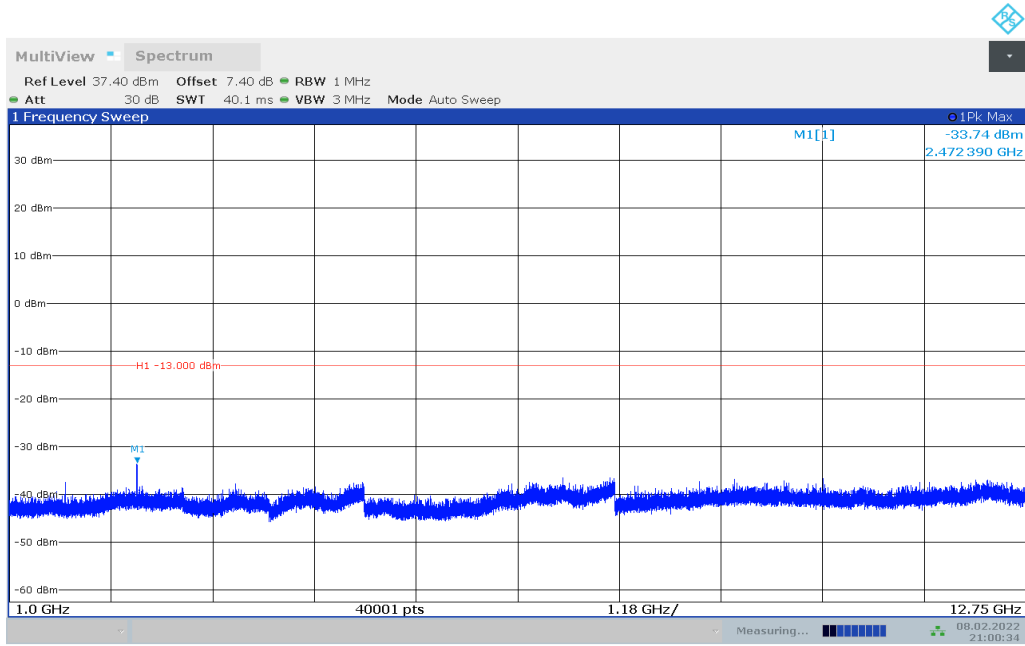
20:59:37 08.02.2022



20:59:56 08.02.2022

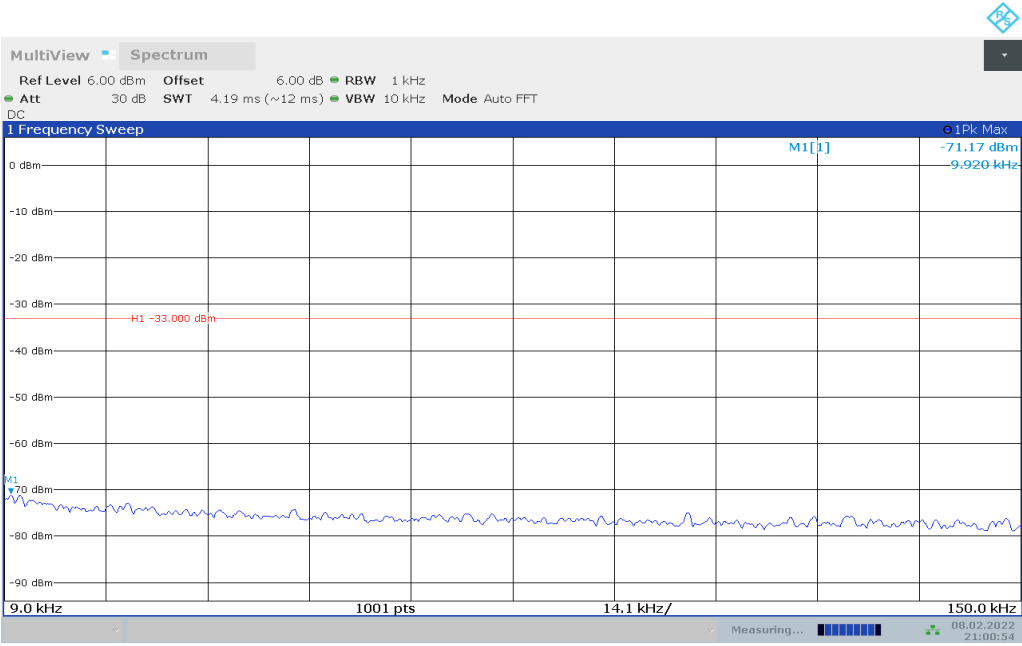


21:00:15 08.02.2022

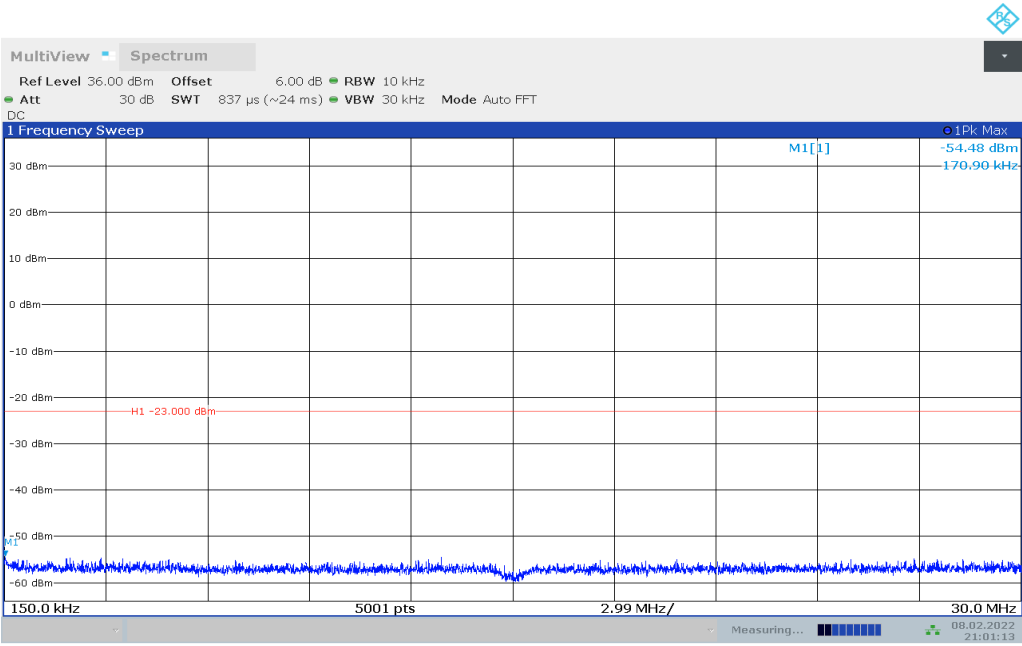


21:00:34 08.02.2022

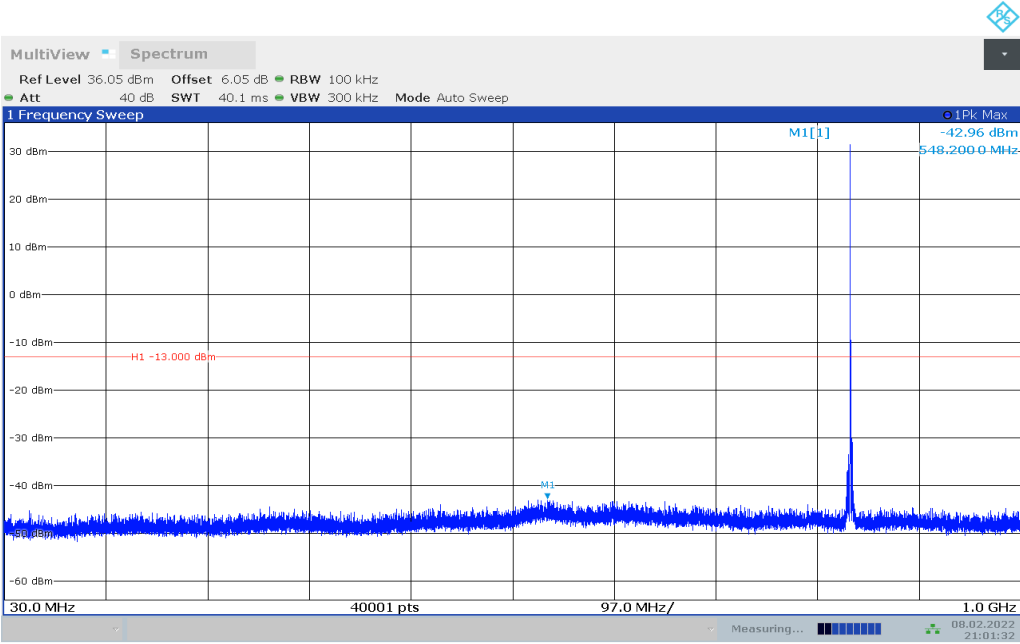
6.2.2 GSM850_TM1_MCH



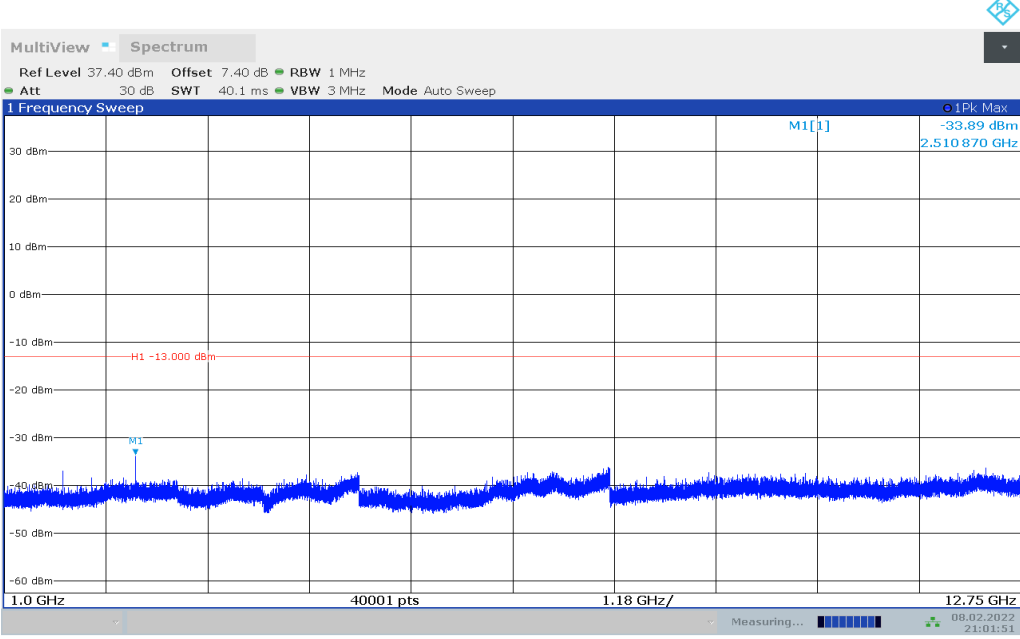
21:00:54 08.02.2022



21:01:13 08.02.2022

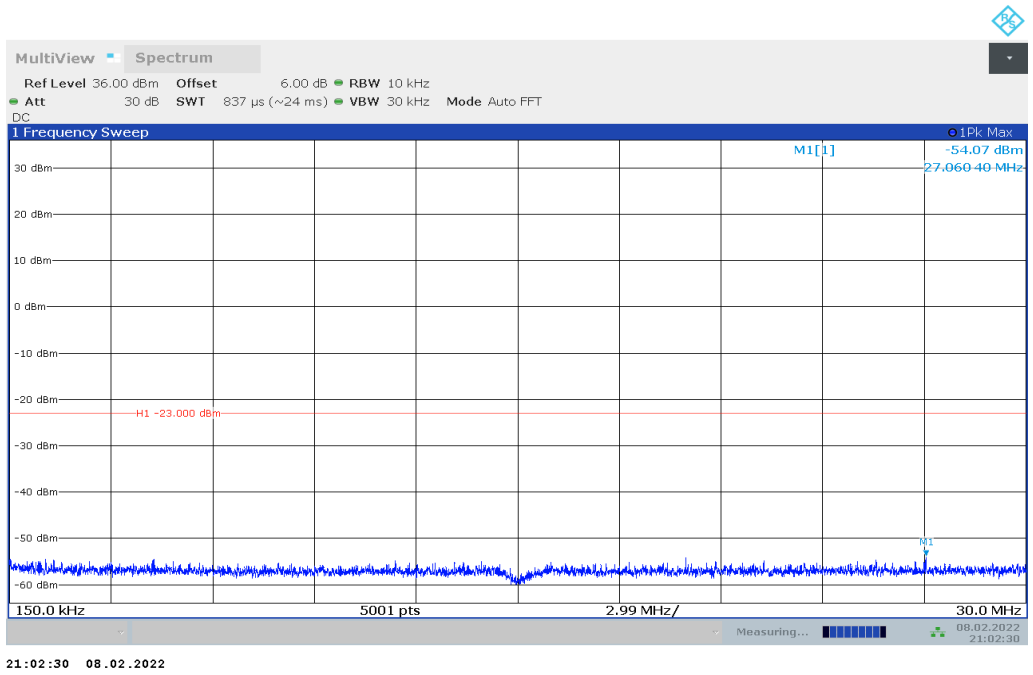
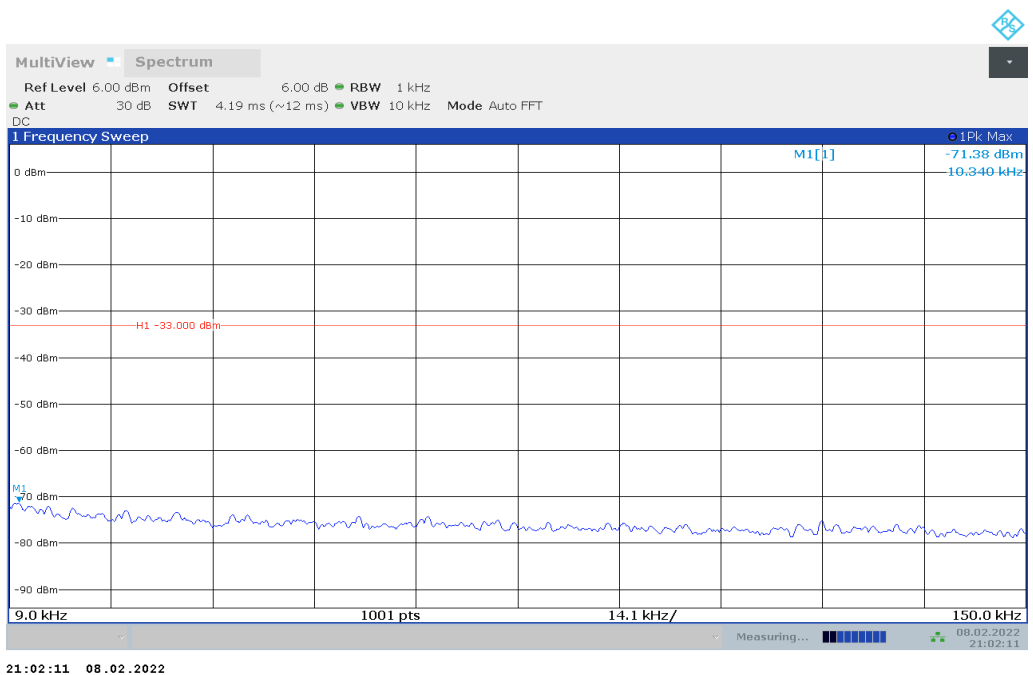


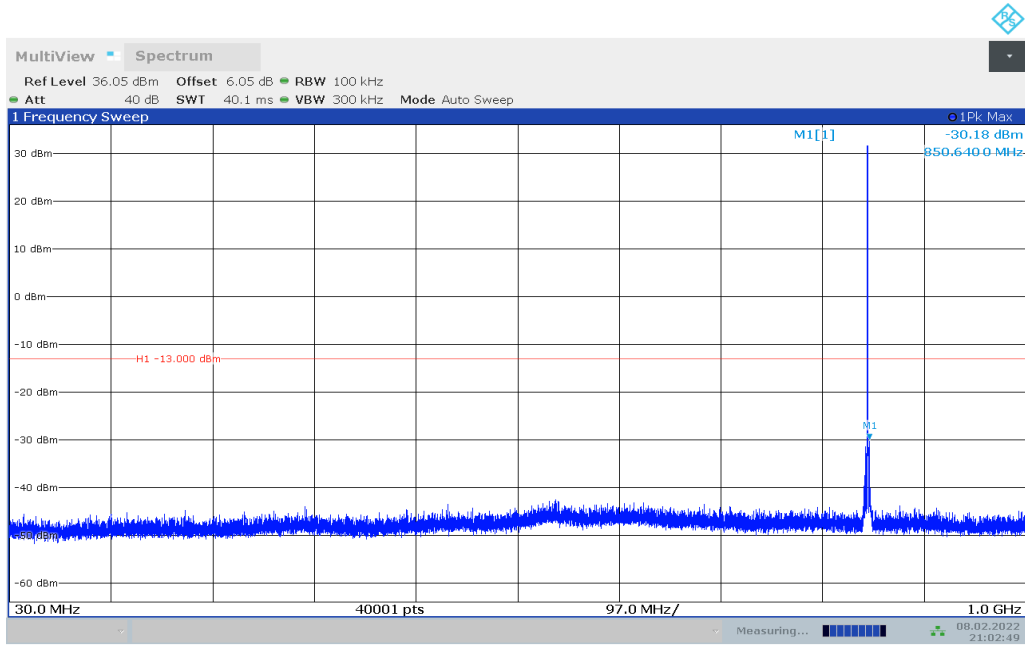
21:01:33 08.02.2022



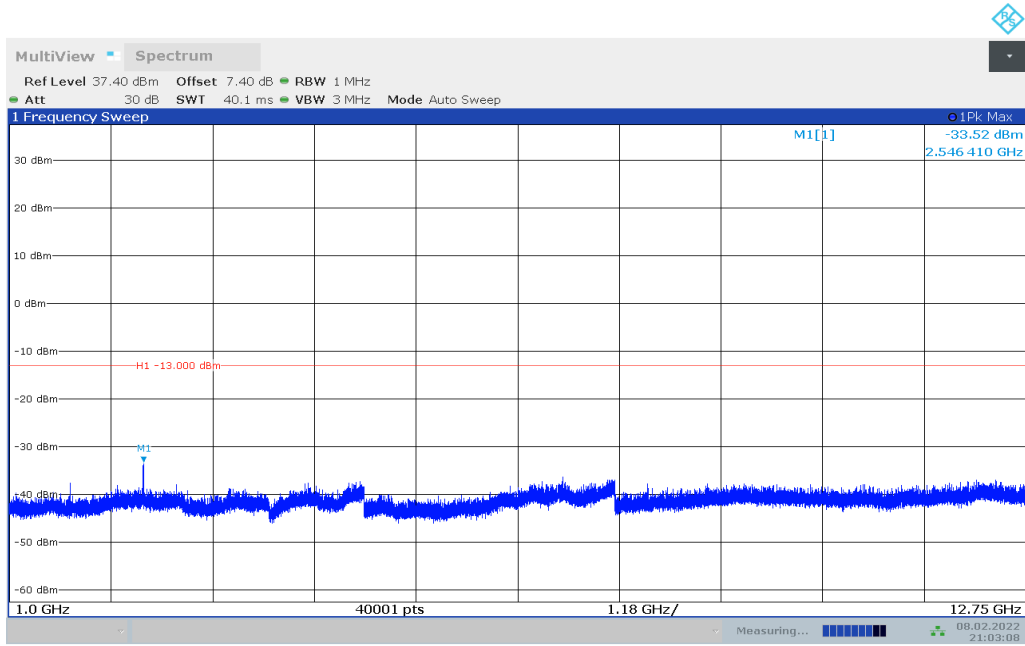
21:01:51 08.02.2022

6.2.3 GSM850_TM1_HCH



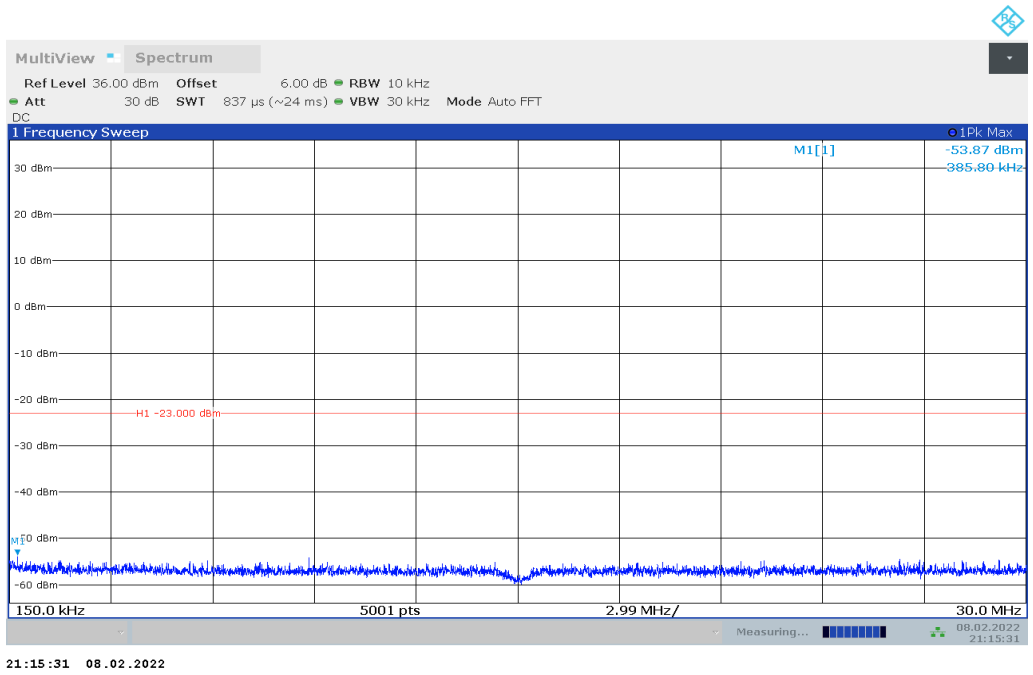
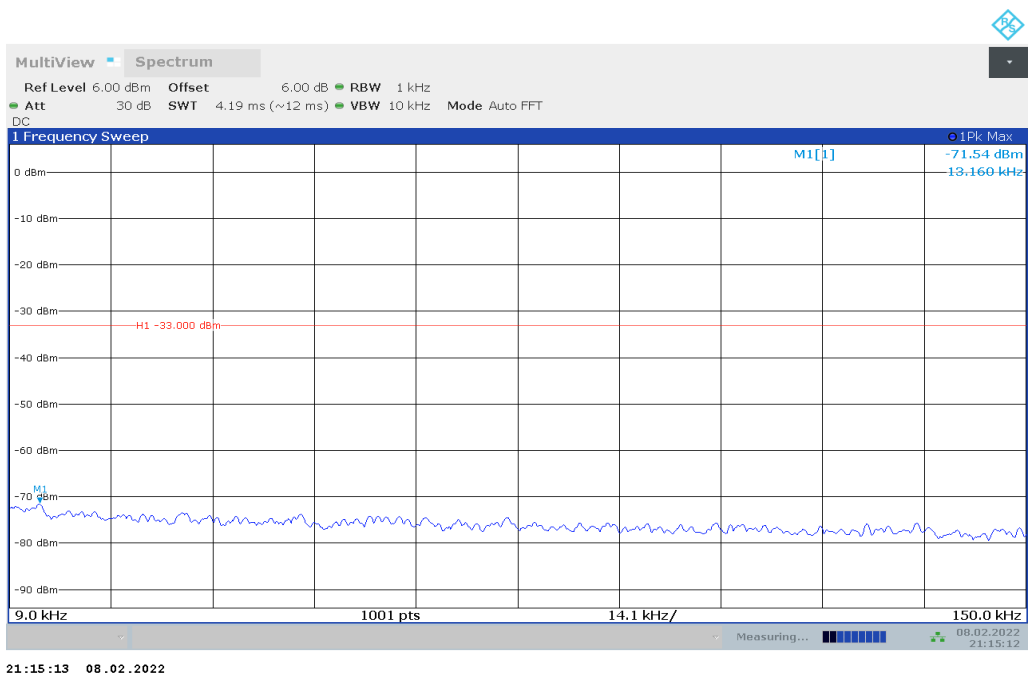


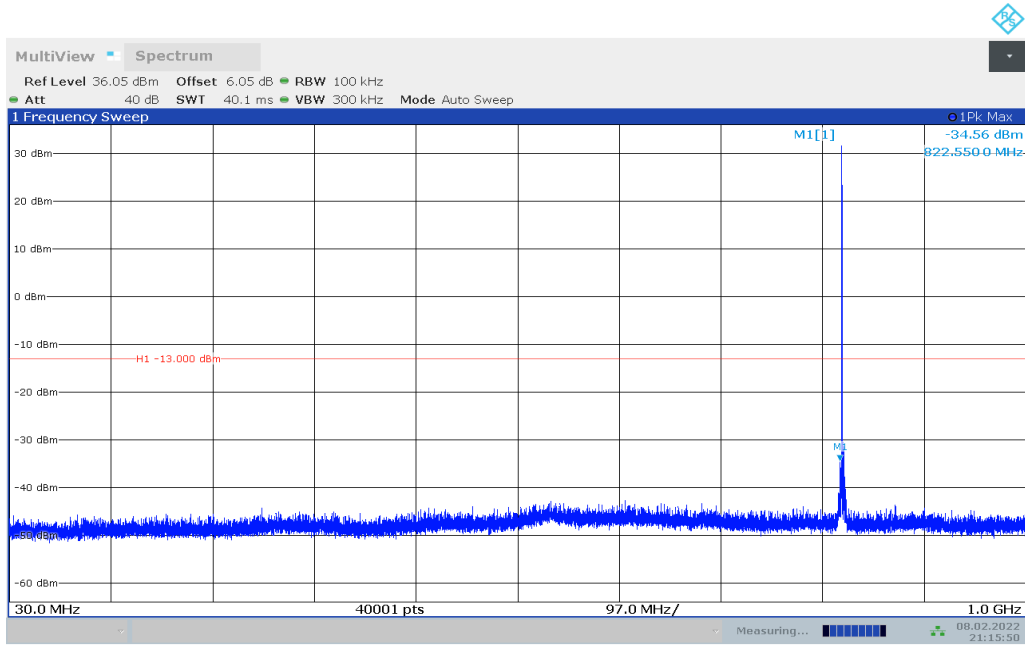
21:02:50 08.02.2022



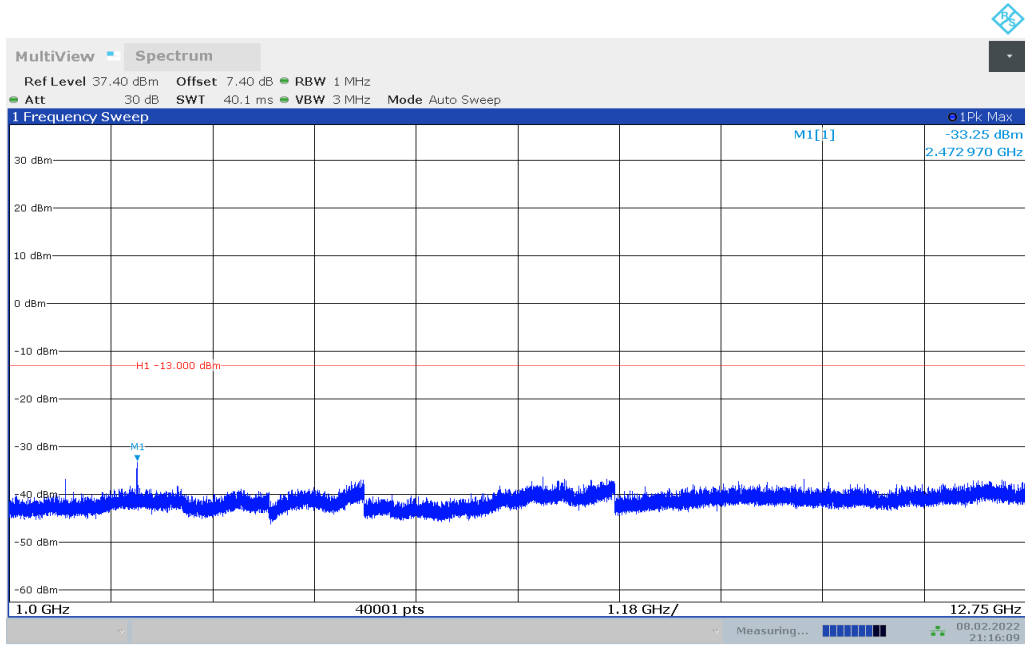
21:03:09 08.02.2022

6.2.4 GSM850_TM2_LCH



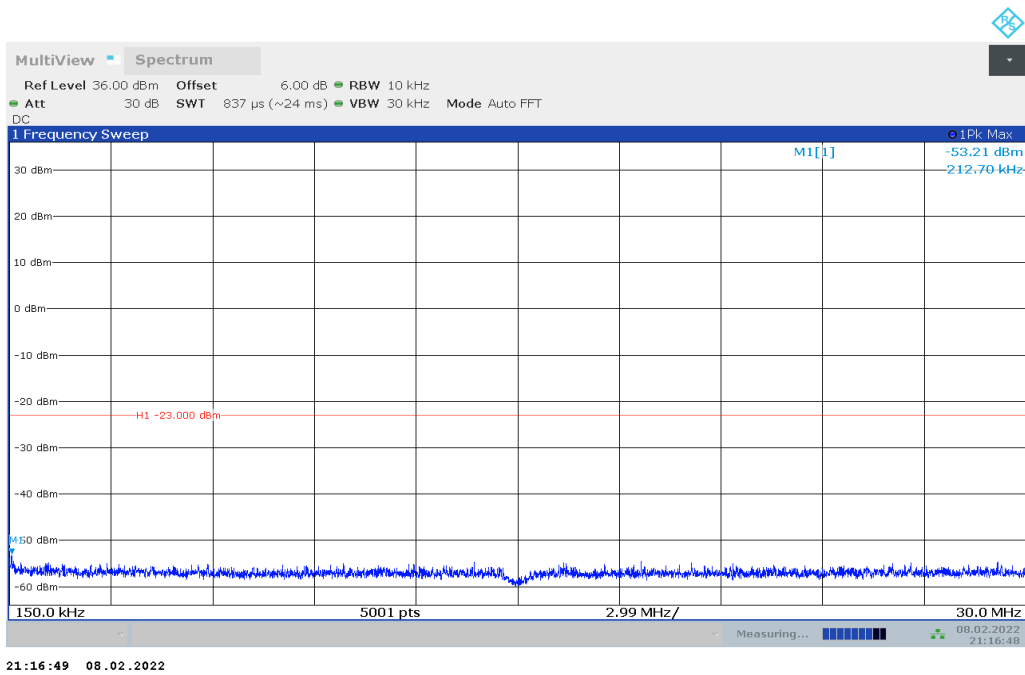
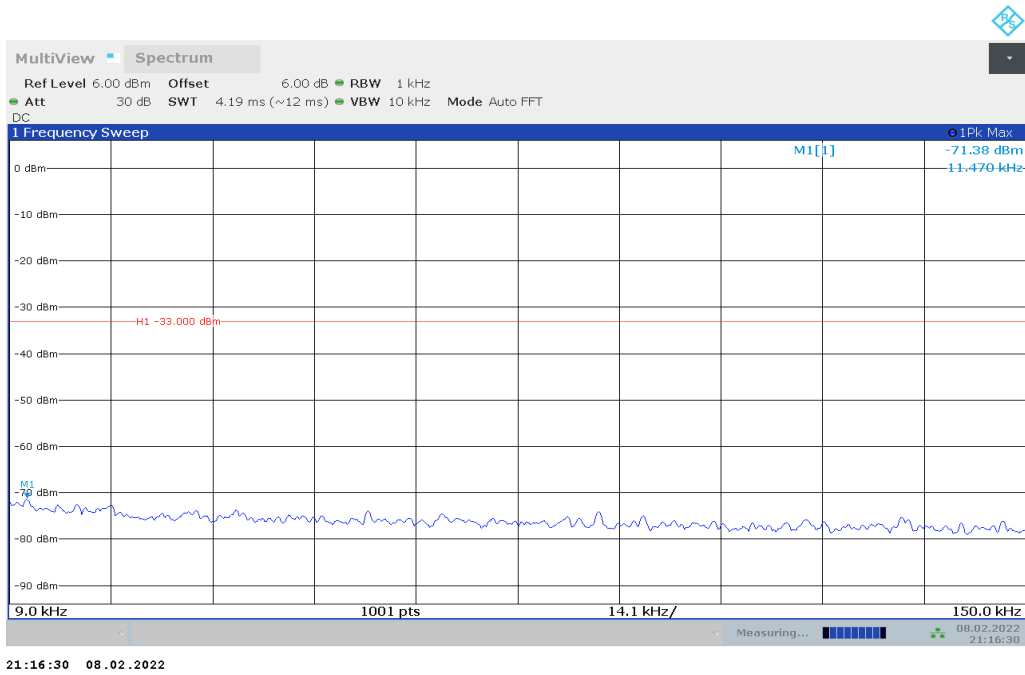


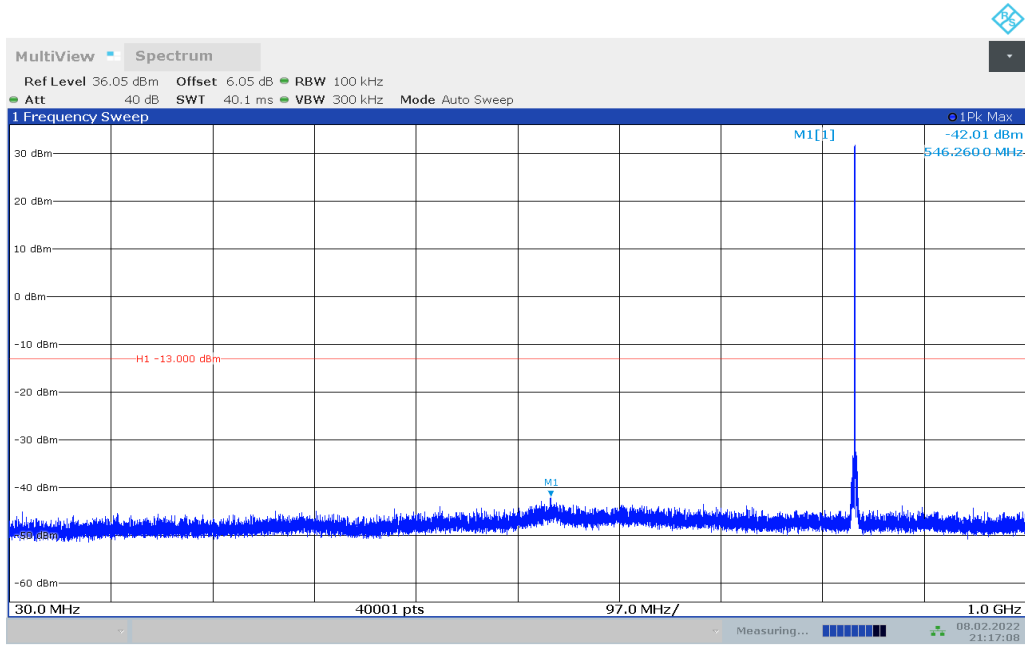
21:15:51 08.02.2022



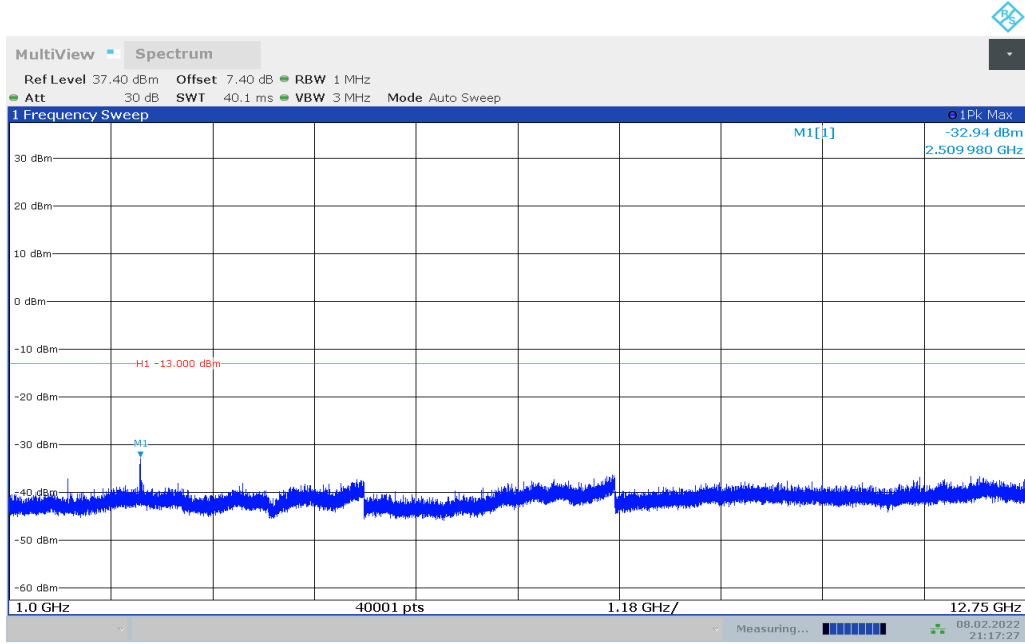
21:16:10 08.02.2022

6.2.5 GSM850_TM2_MCH



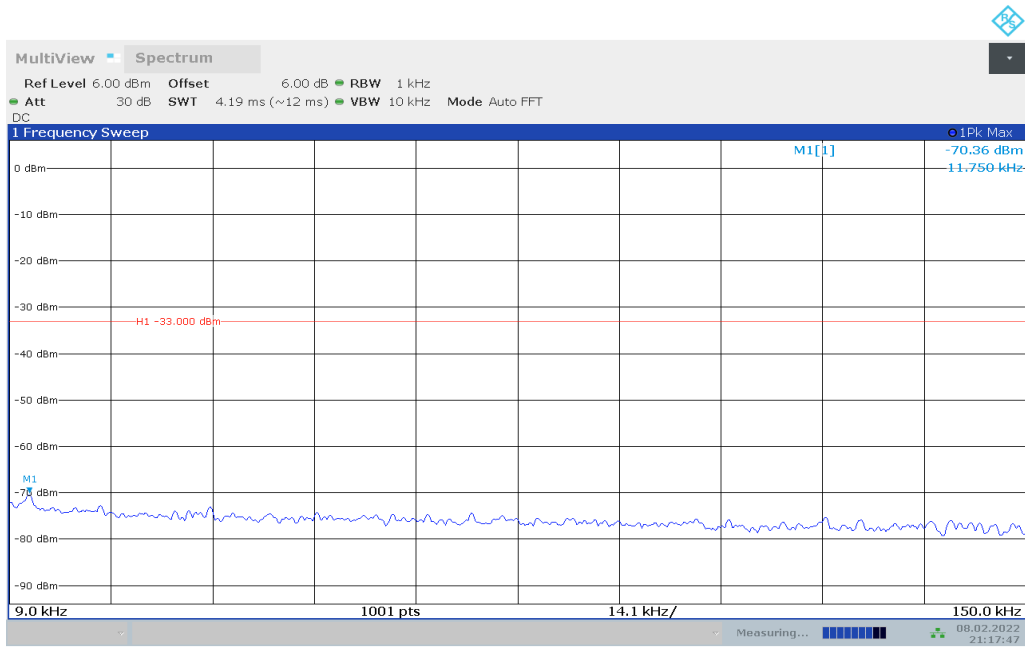


21:17:08 08.02.2022

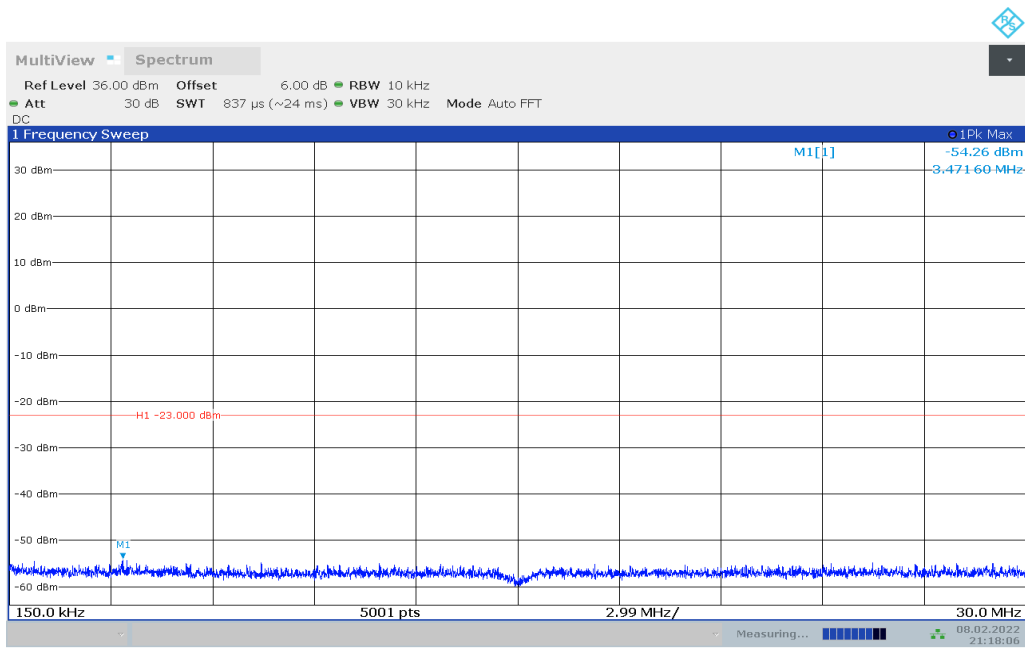


21:17:27 08.02.2022

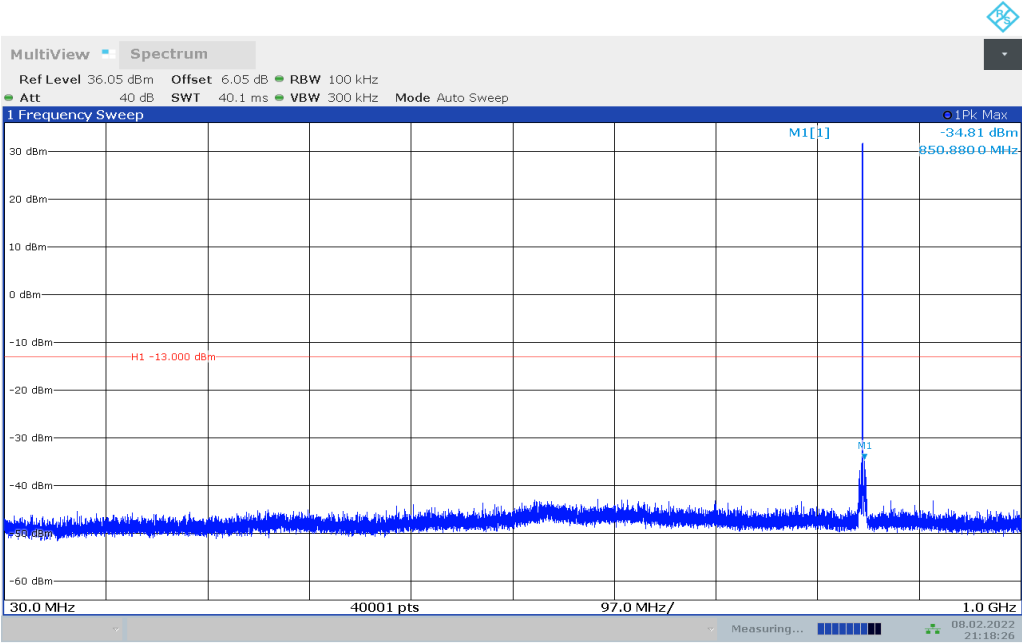
6.2.6 GSM850_TM2_HCH



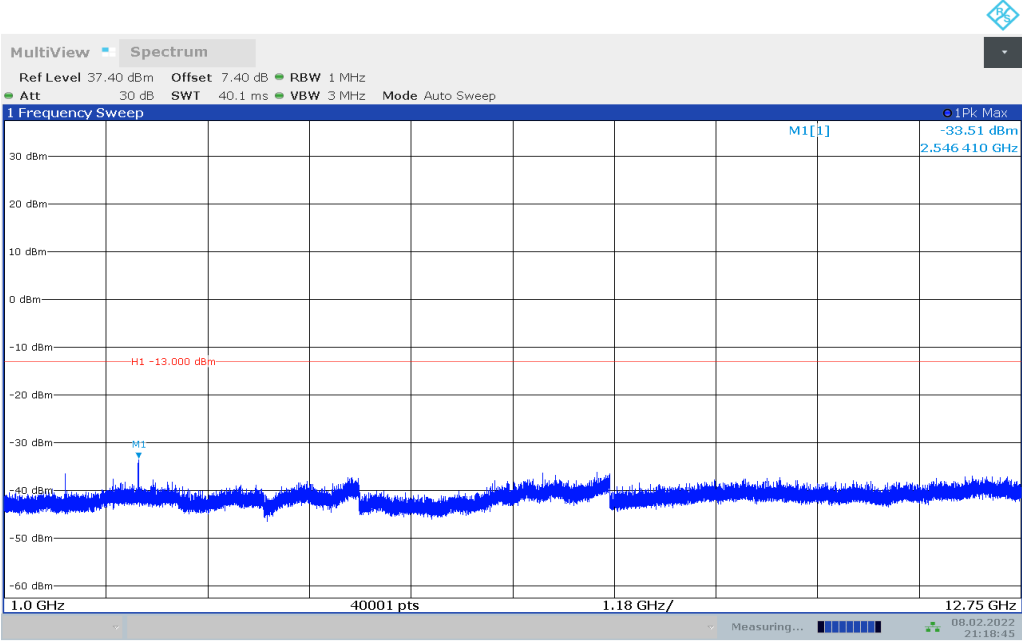
21:17:48 08.02.2022



21:18:07 08.02.2022

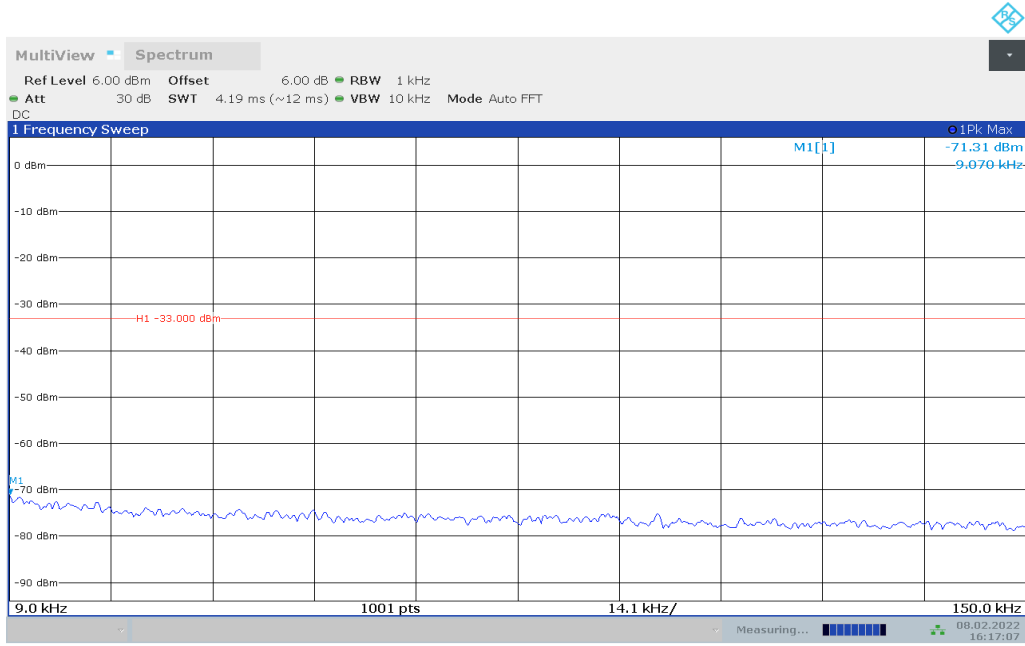


21:18:26 08.02.2022

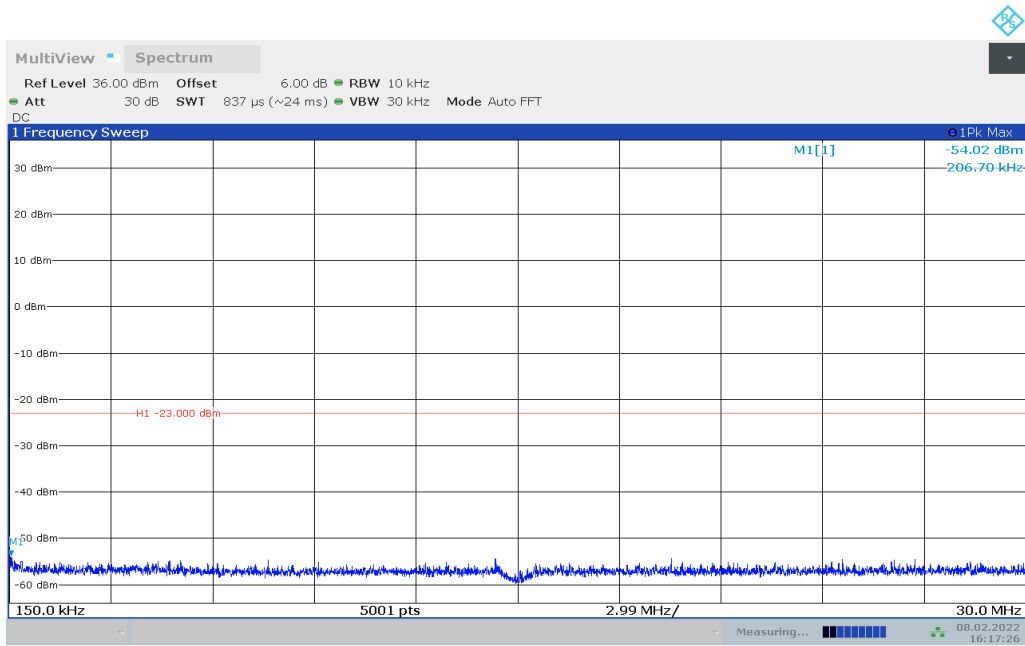


21:18:45 08.02.2022

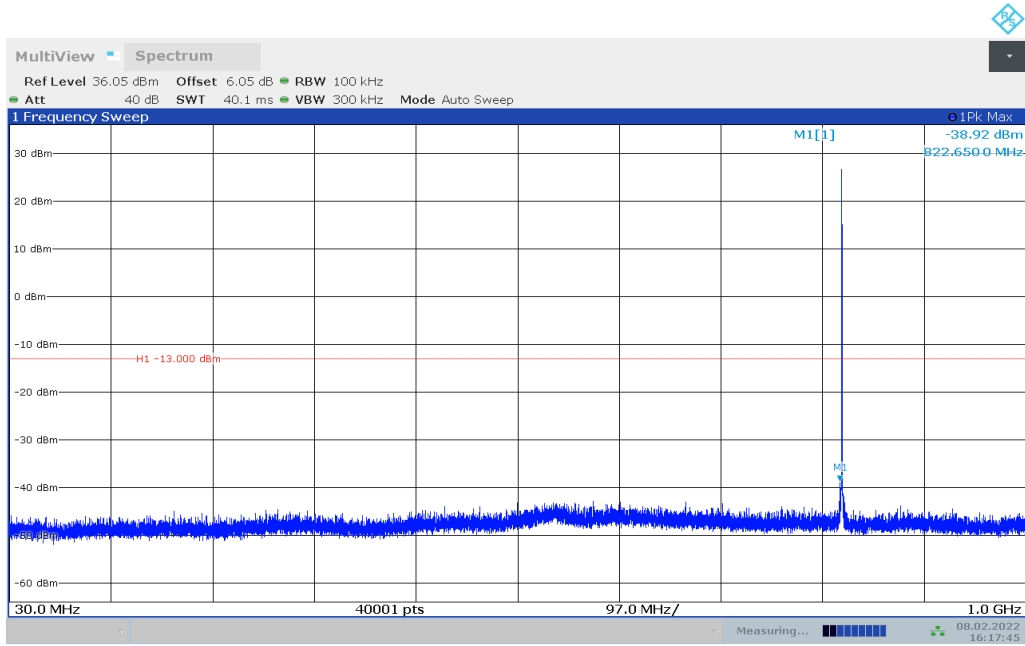
6.2.7 GSM850_TM3_LCH



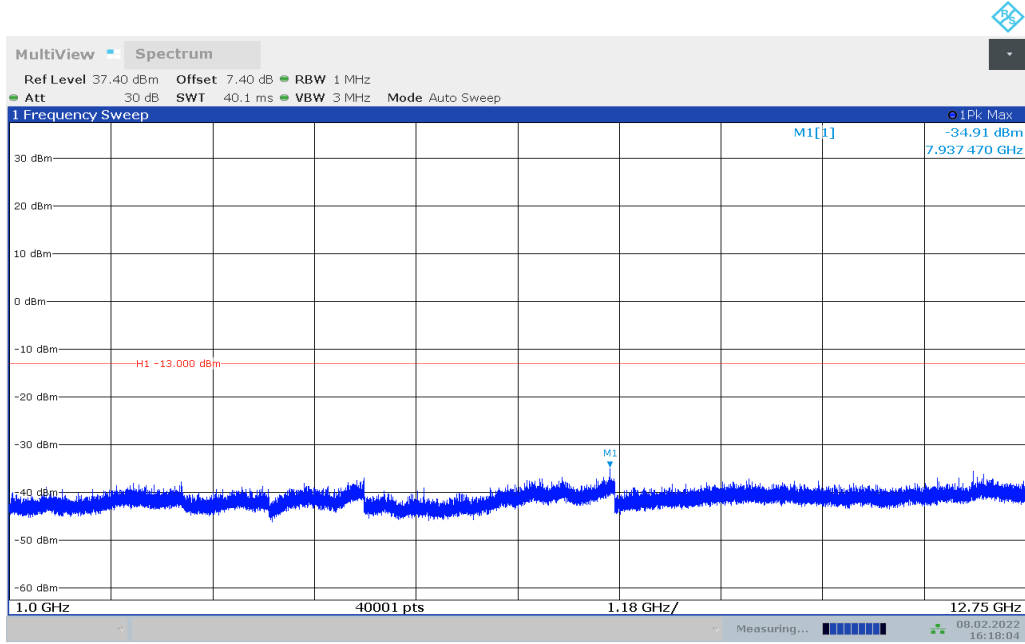
16:17:08 08.02.2022



16:17:26 08.02.2022

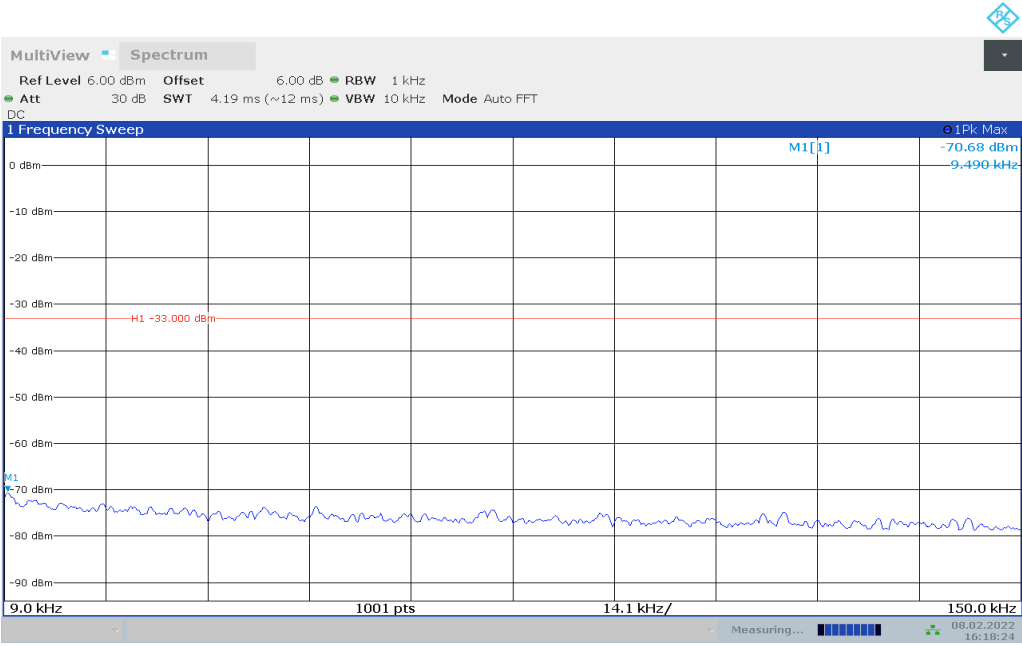


16:17:46 08.02.2022

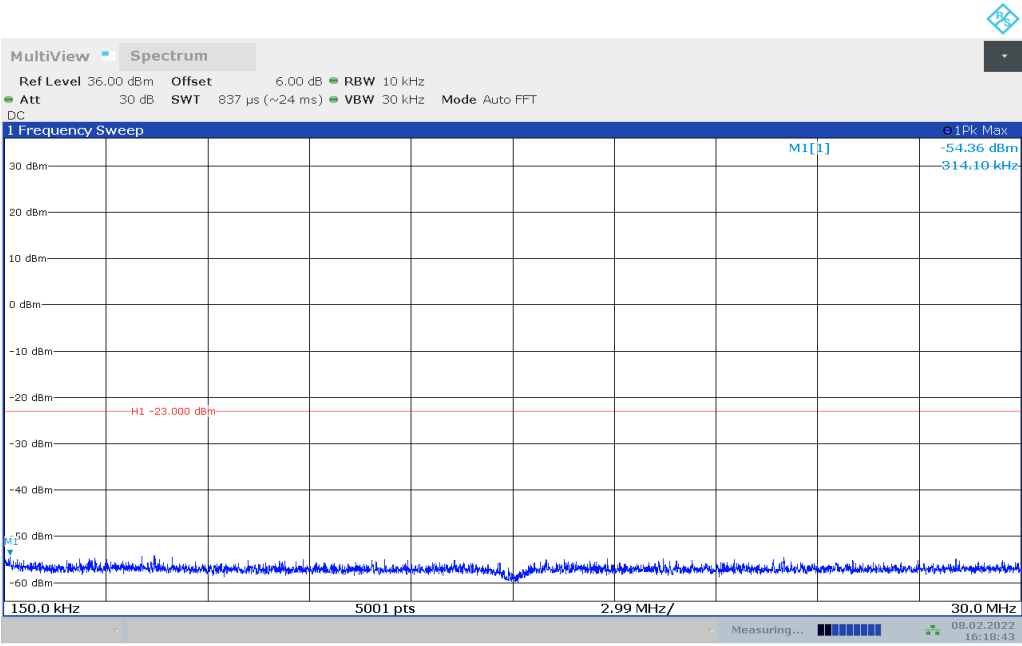


16:18:05 08.02.2022

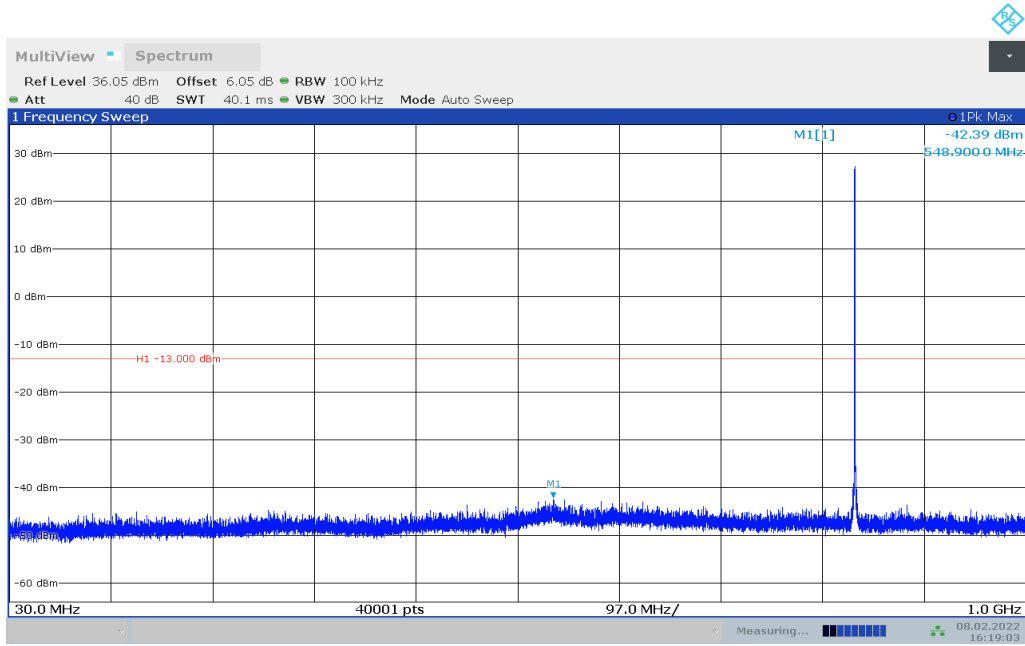
6.2.8 GSM850_TM3_MCH



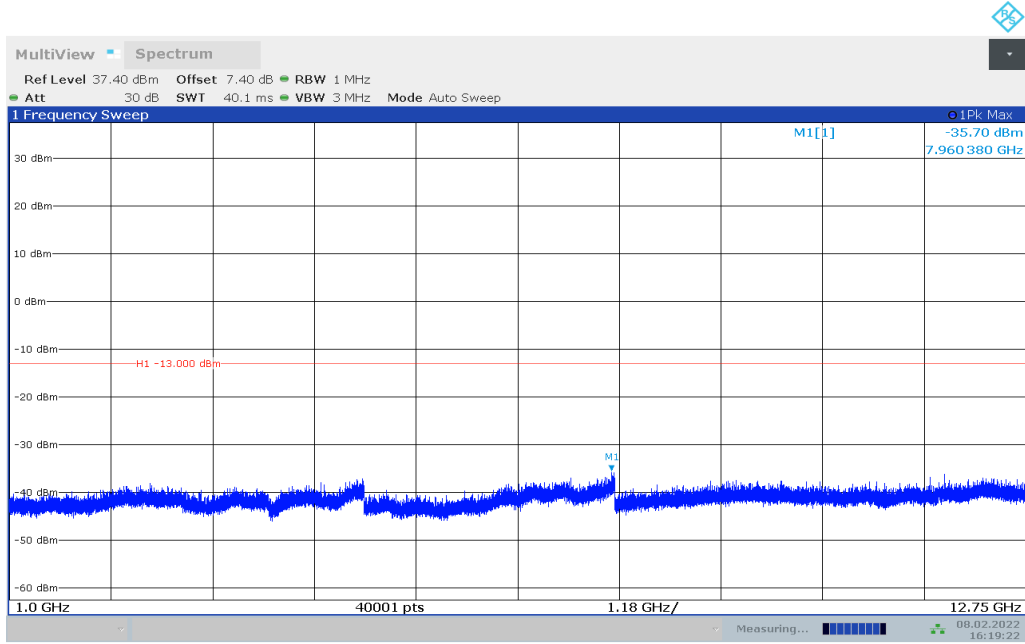
16:18:25 08.02.2022



16:18:44 08.02.2022

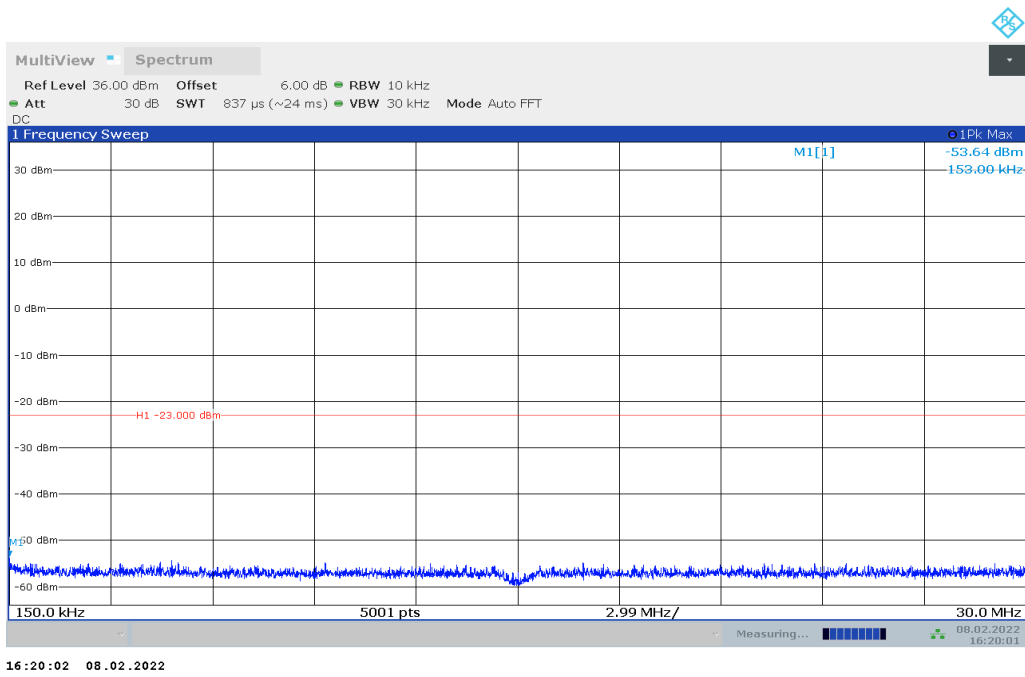
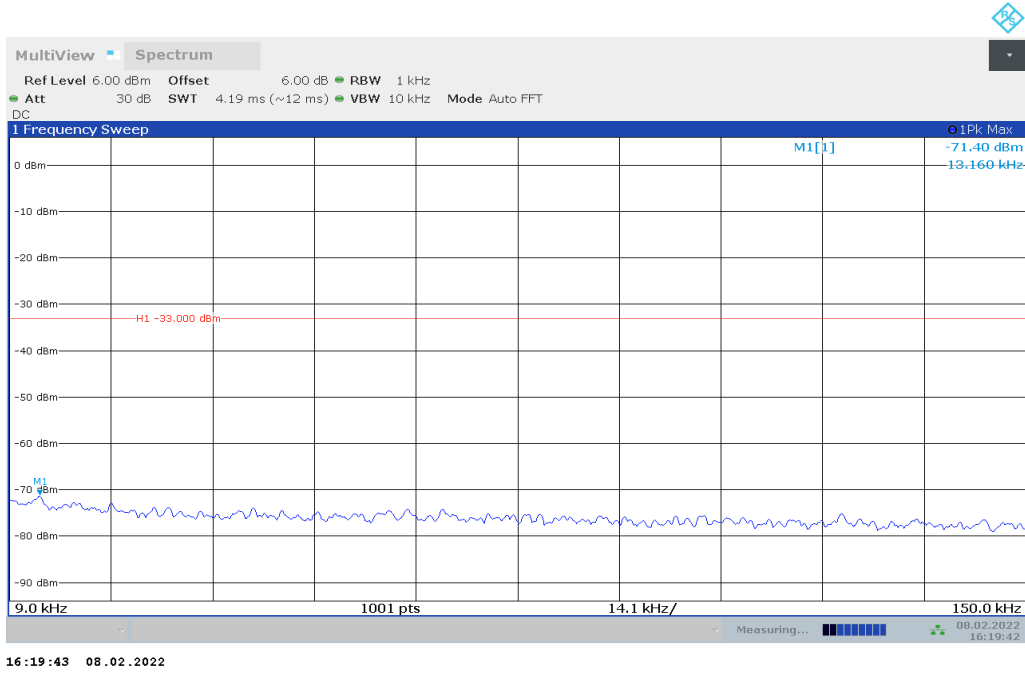


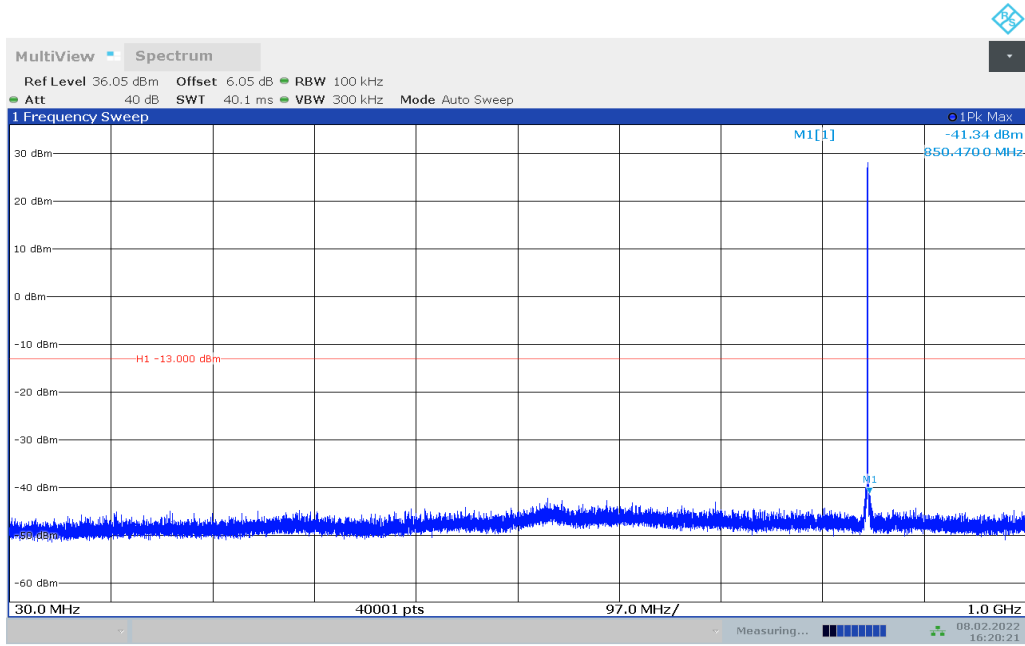
16:19:04 08.02.2022



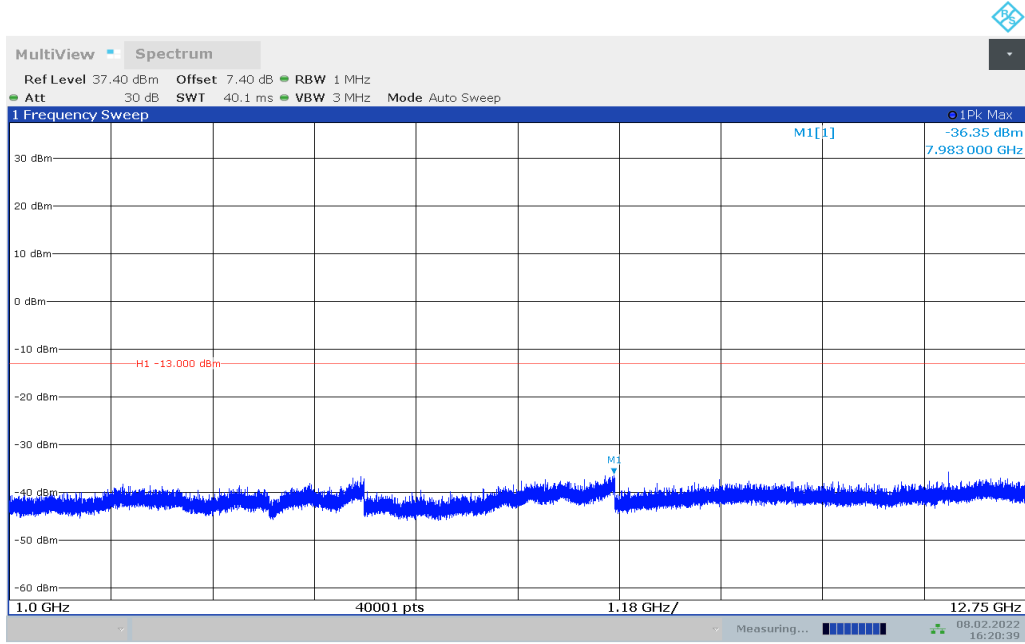
16:19:23 08.02.2022

6.2.9 GSM850_TM3_HCH



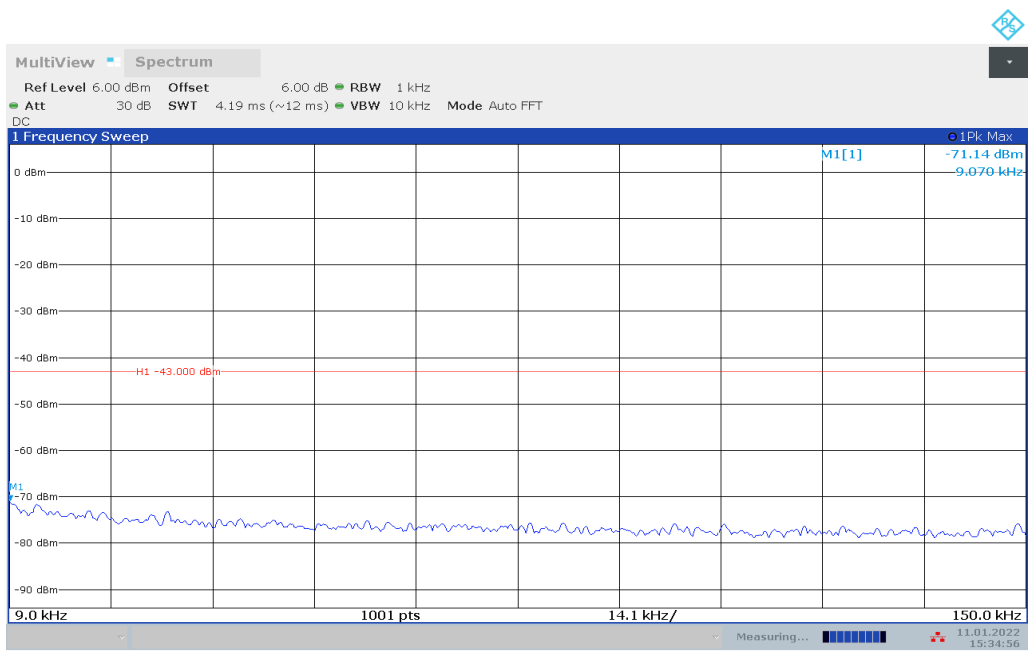


16:20:22 08.02.2022

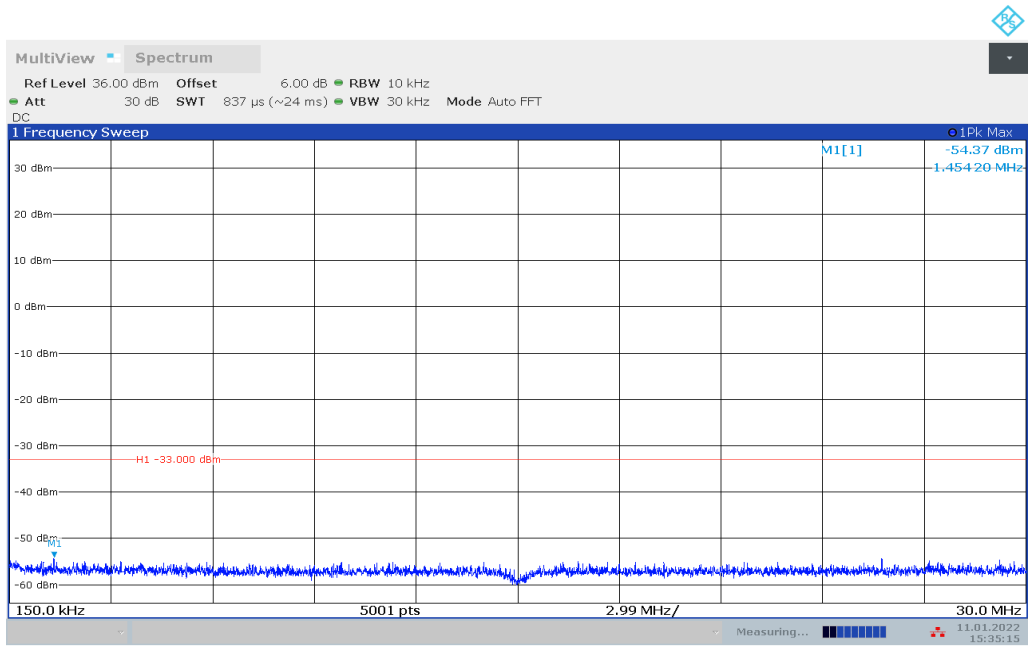


16:20:40 08.02.2022

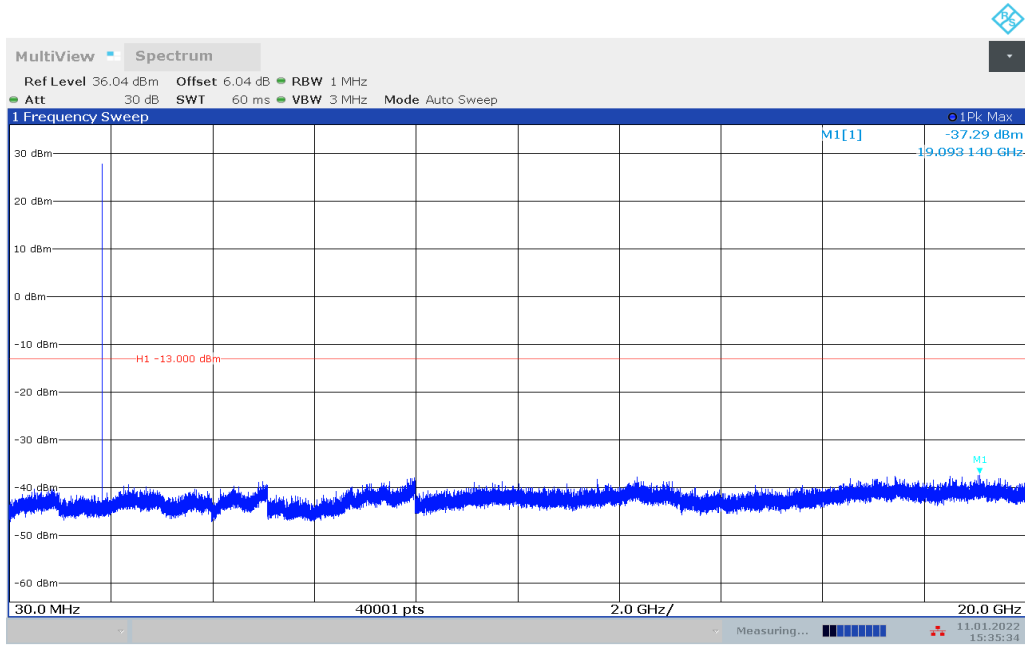
6.2.10 PCS1900_TM1_LCH



15:34:56 11.01.2022

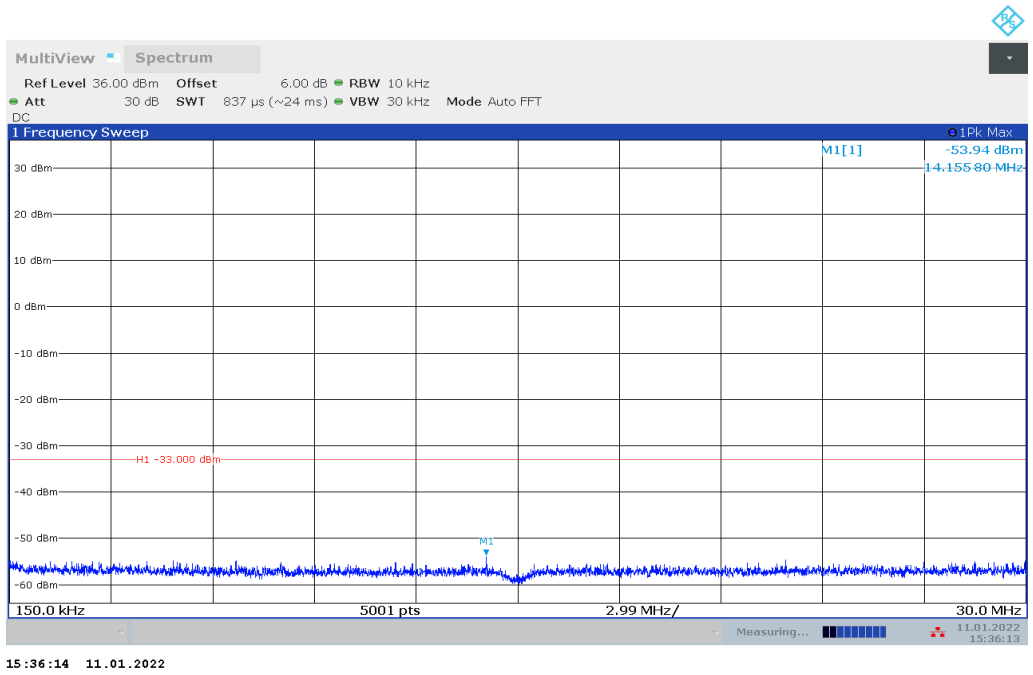
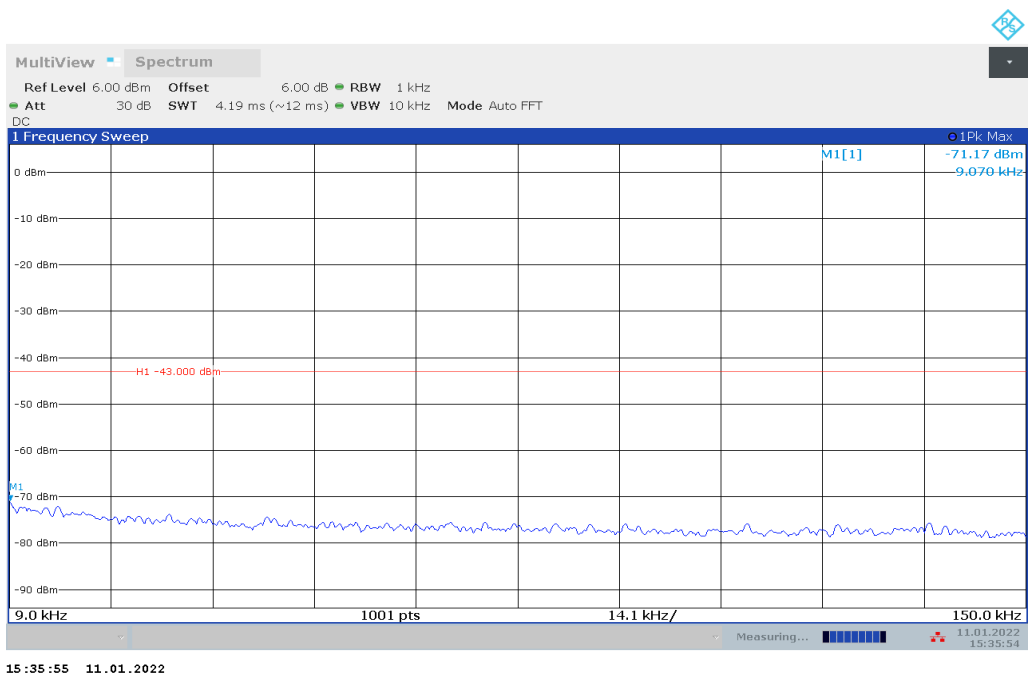


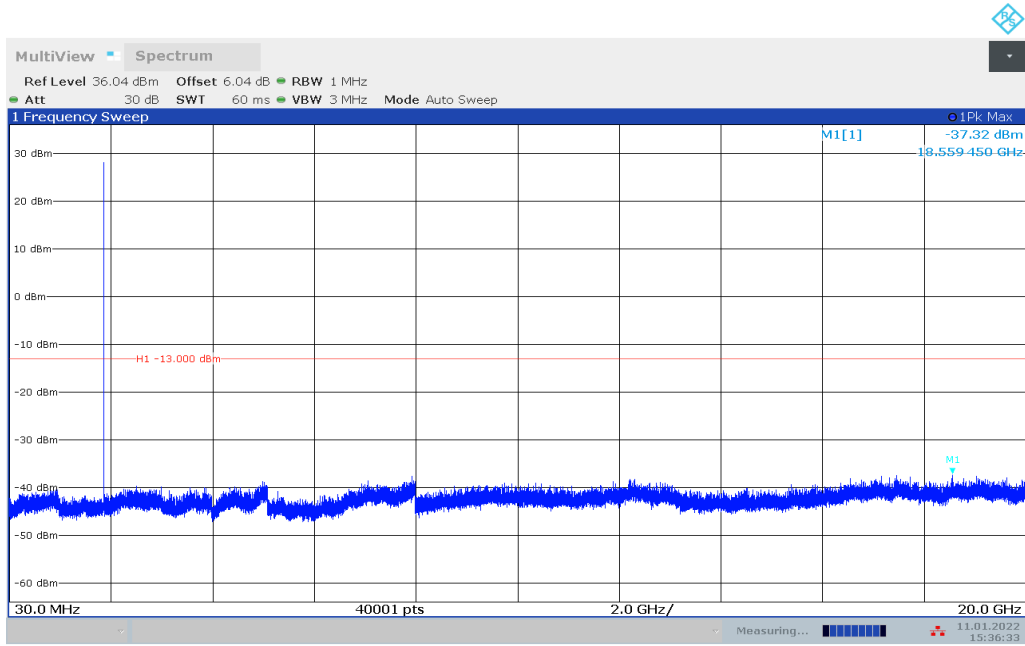
15:35:15 11.01.2022



15:35:35 11.01.2022

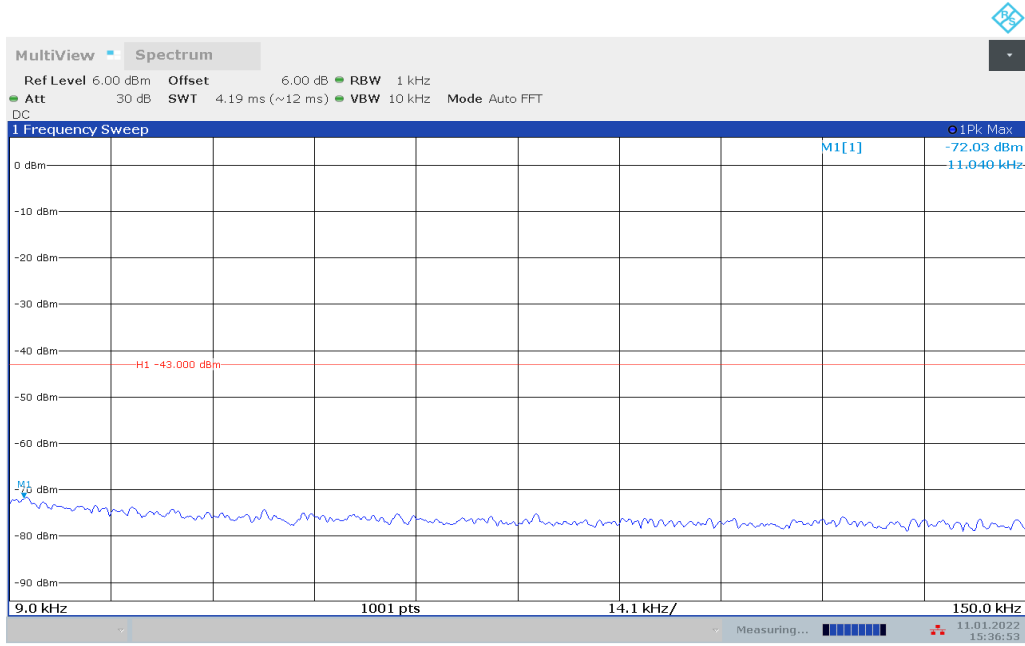
6.2.11 PCS1900_TM1_MCH



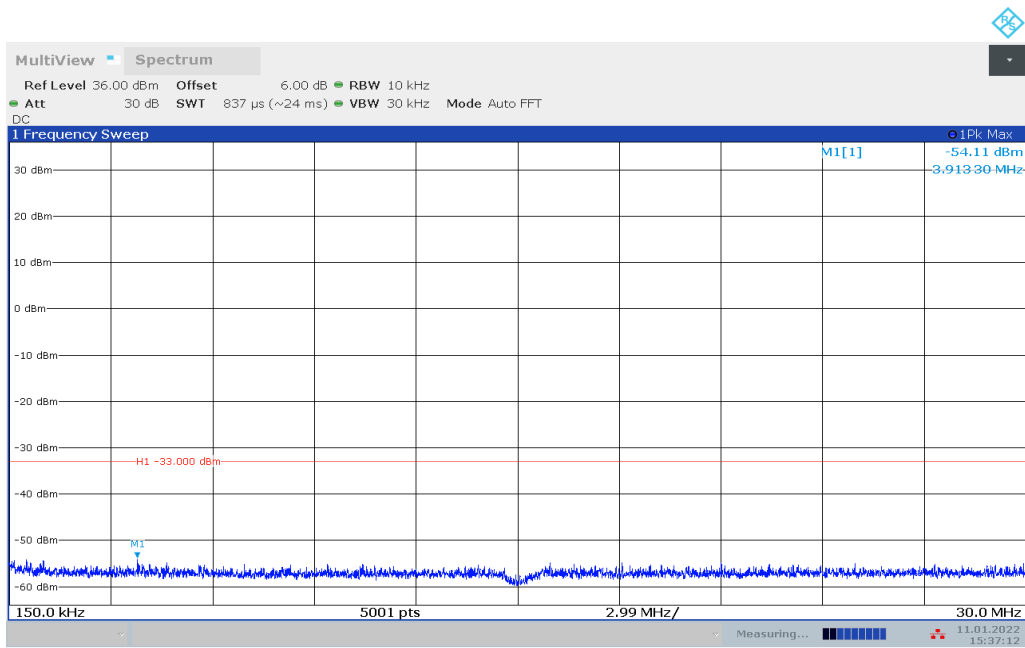


15:36:34 11.01.2022

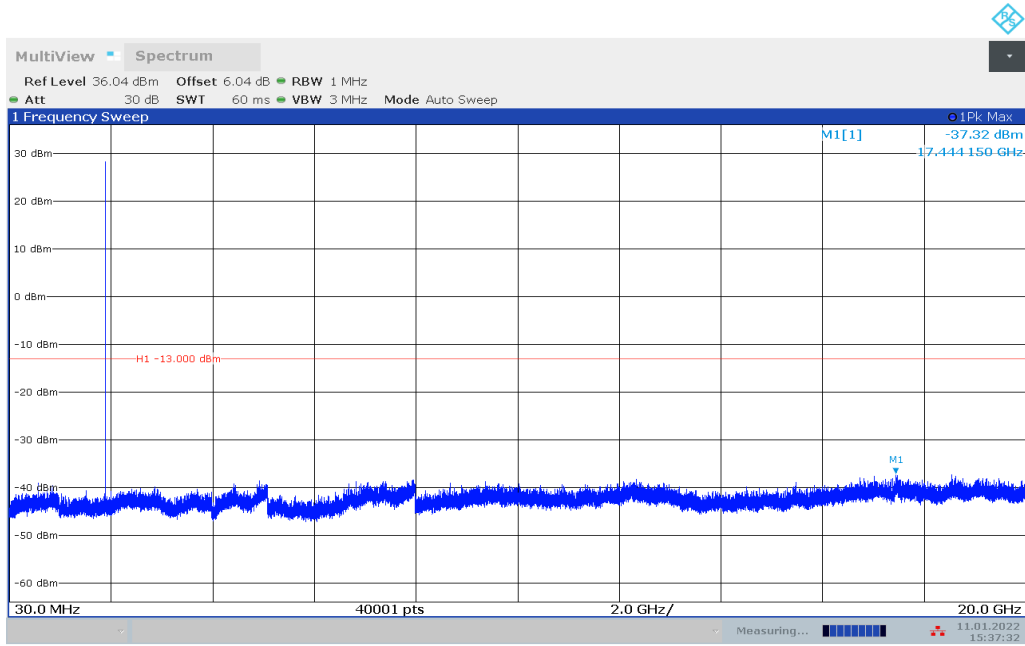
6.2.12 PCS1900_TM1_HCH



15:36:54 11.01.2022

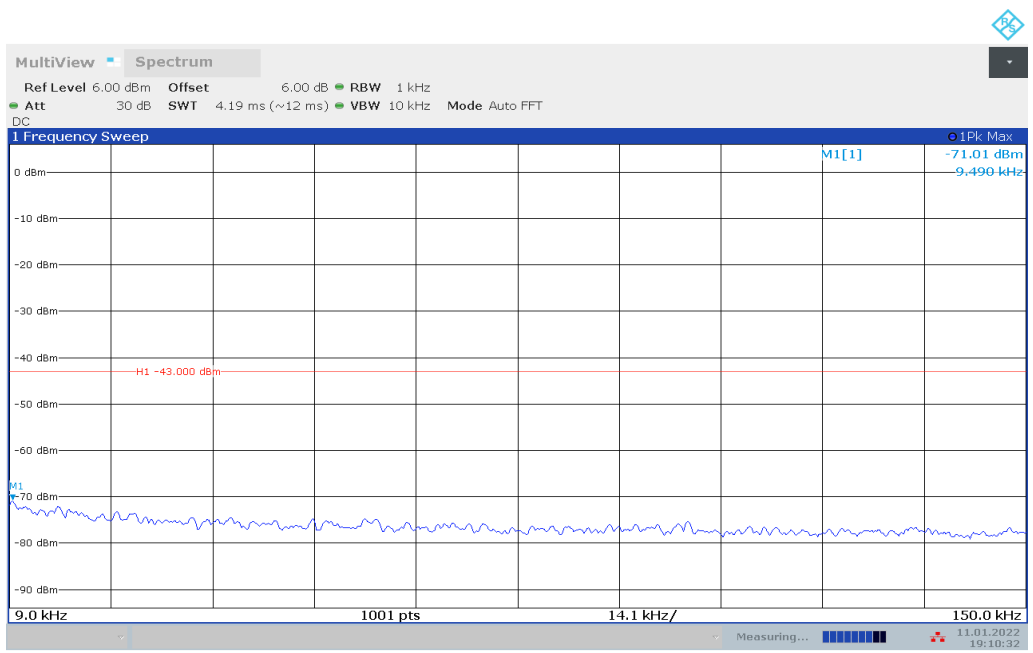


15:37:12 11.01.2022

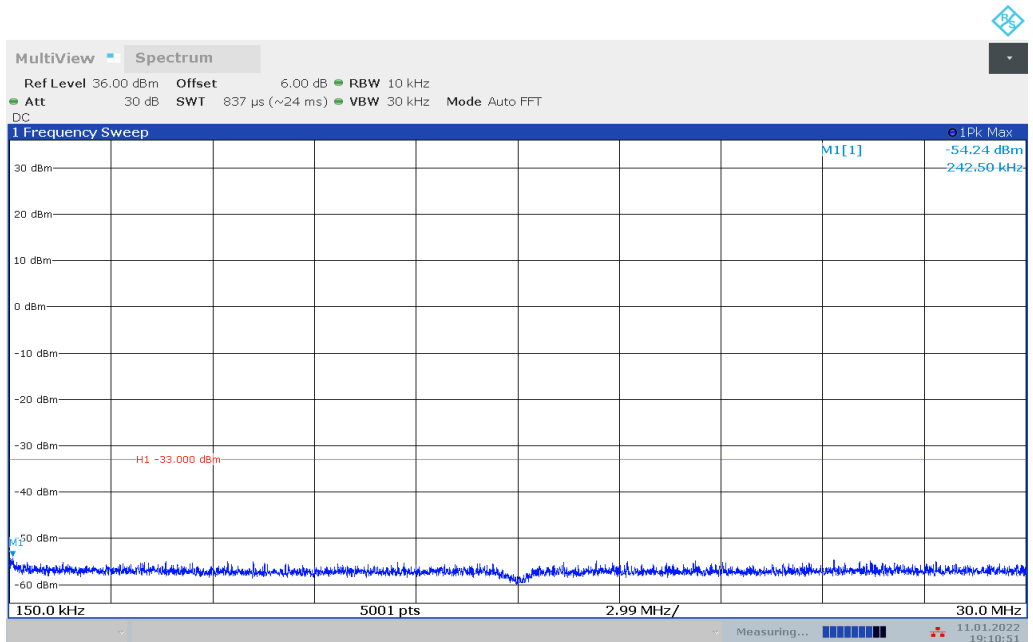


15:37:33 11.01.2022

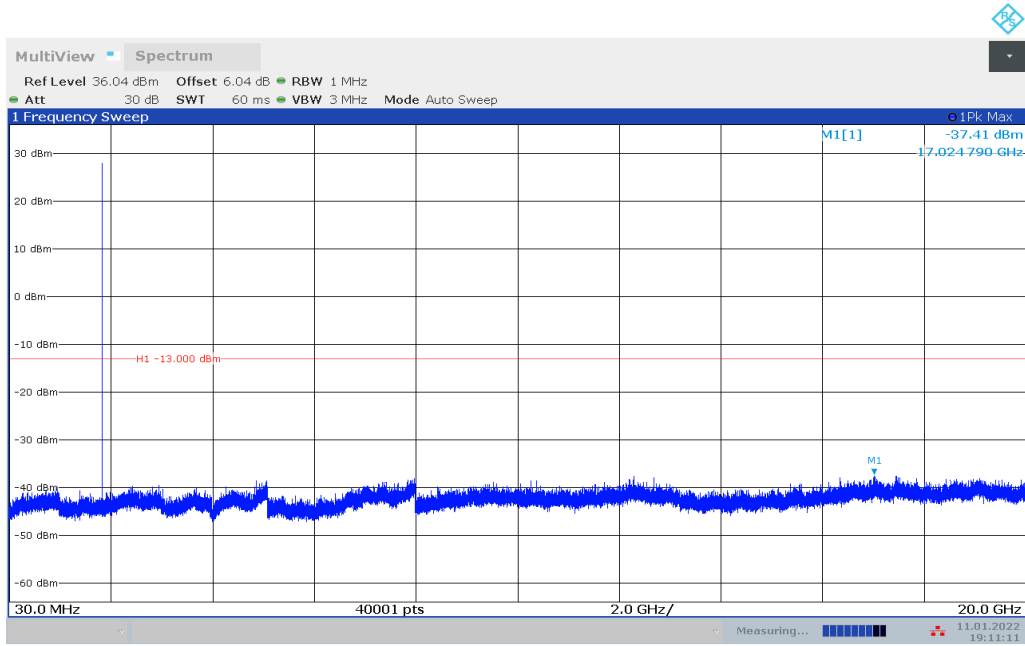
6.2.13 PCS1900_TM2_LCH



19:10:32 11.01.2022

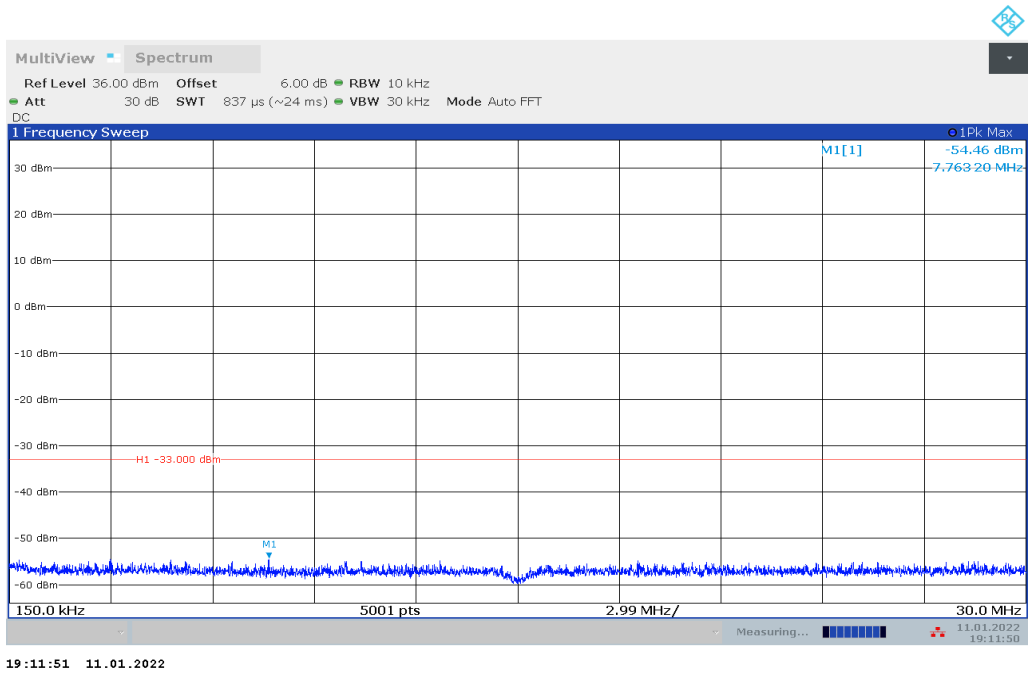
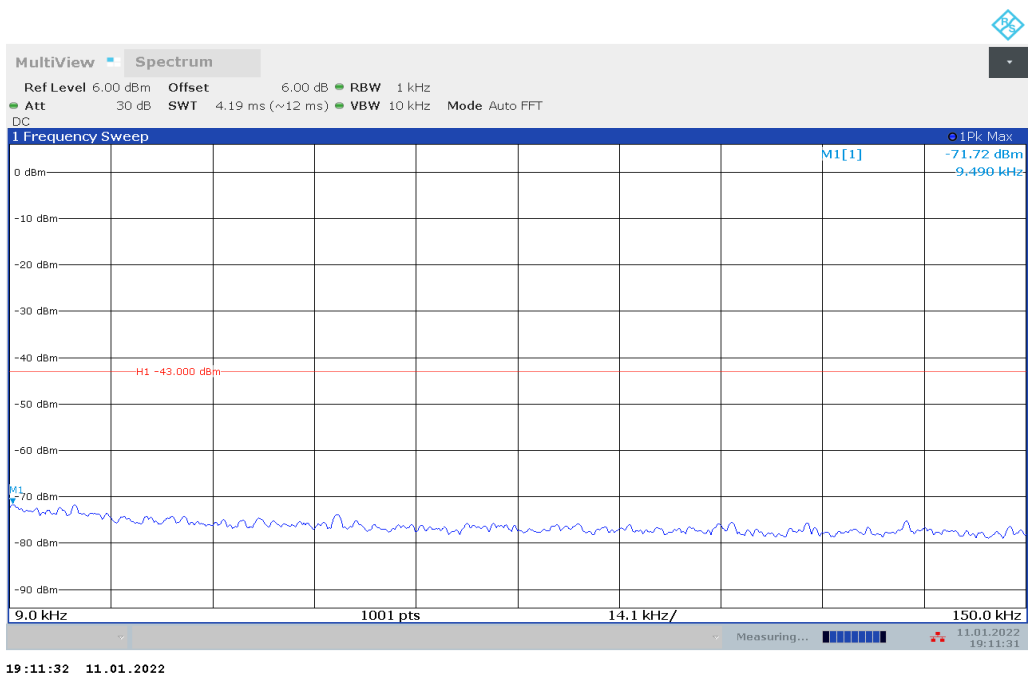


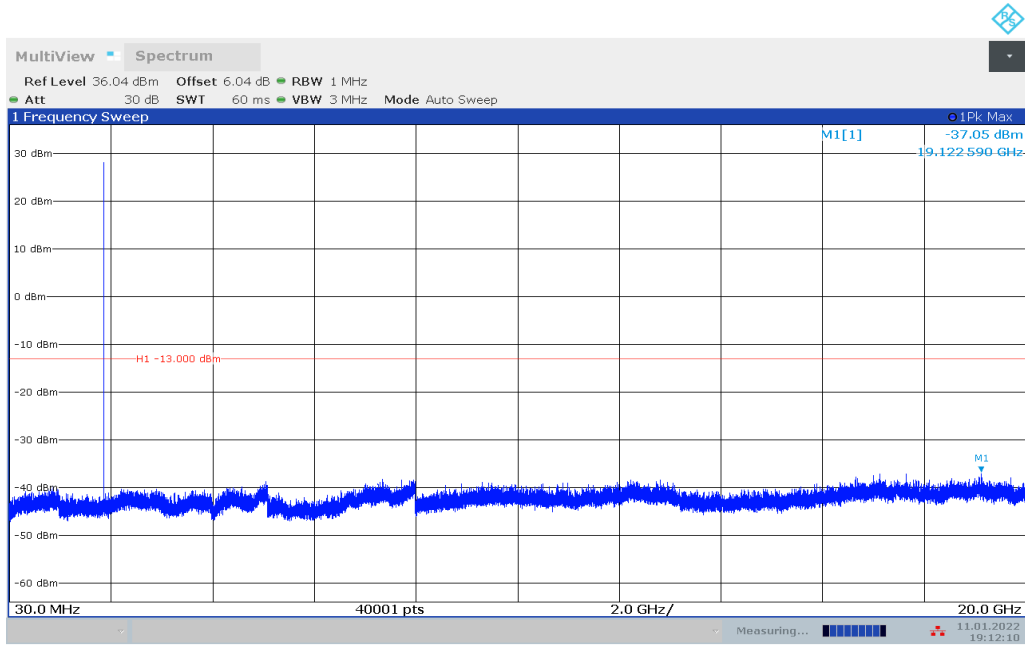
19:10:51 11.01.2022



19:11:11 11.01.2022

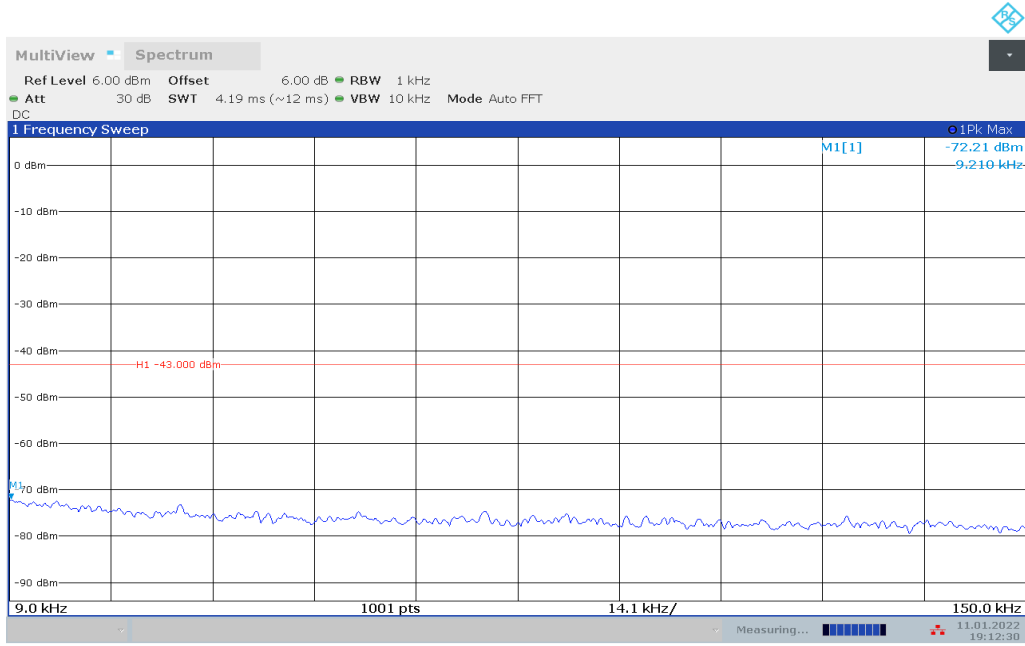
6.2.14 PCS1900_TM2_MCH



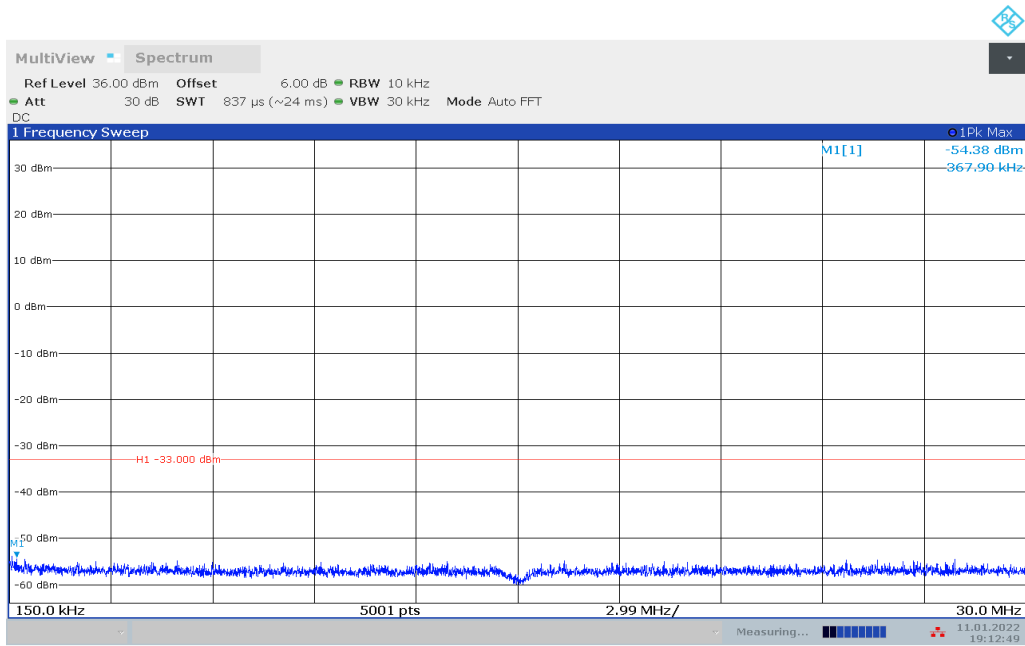


19:12:11 11.01.2022

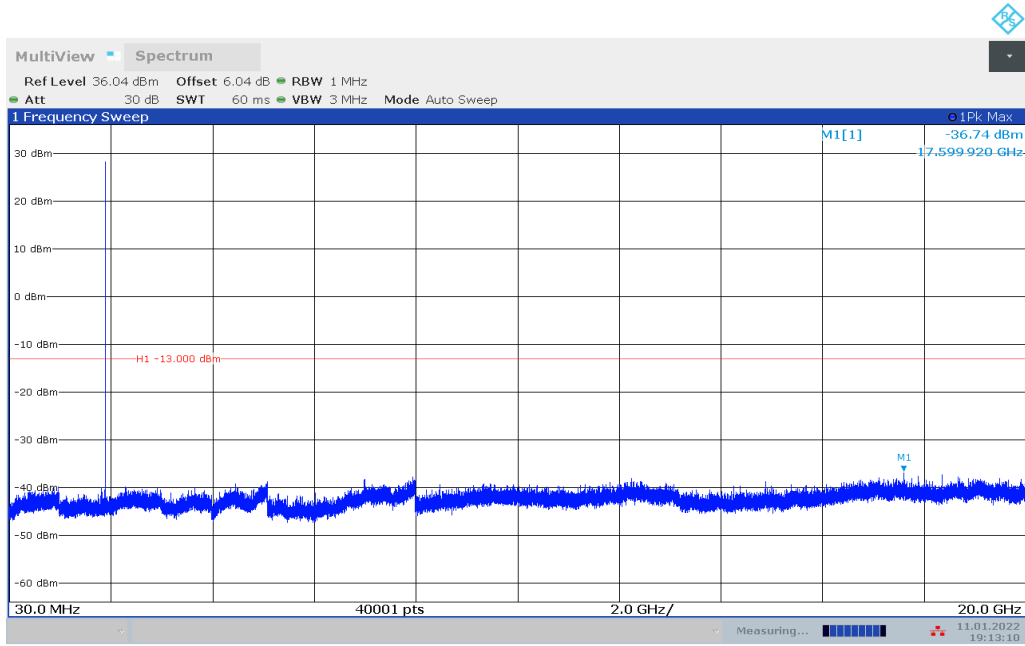
6.2.15 PCS1900_TM2_HCH



19:12:31 11.01.2022

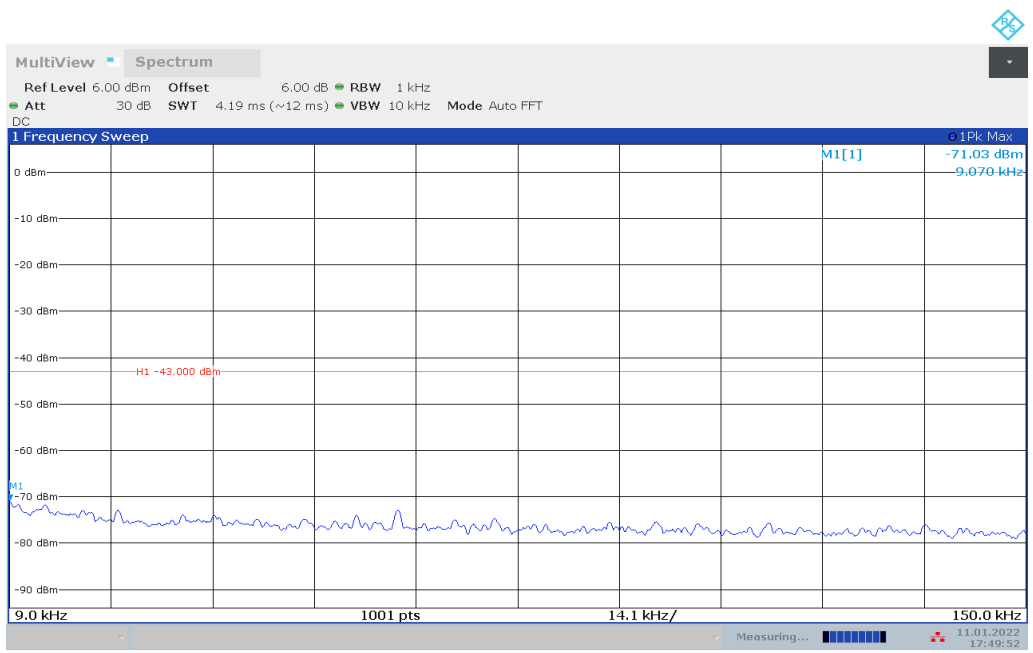


19:12:50 11.01.2022

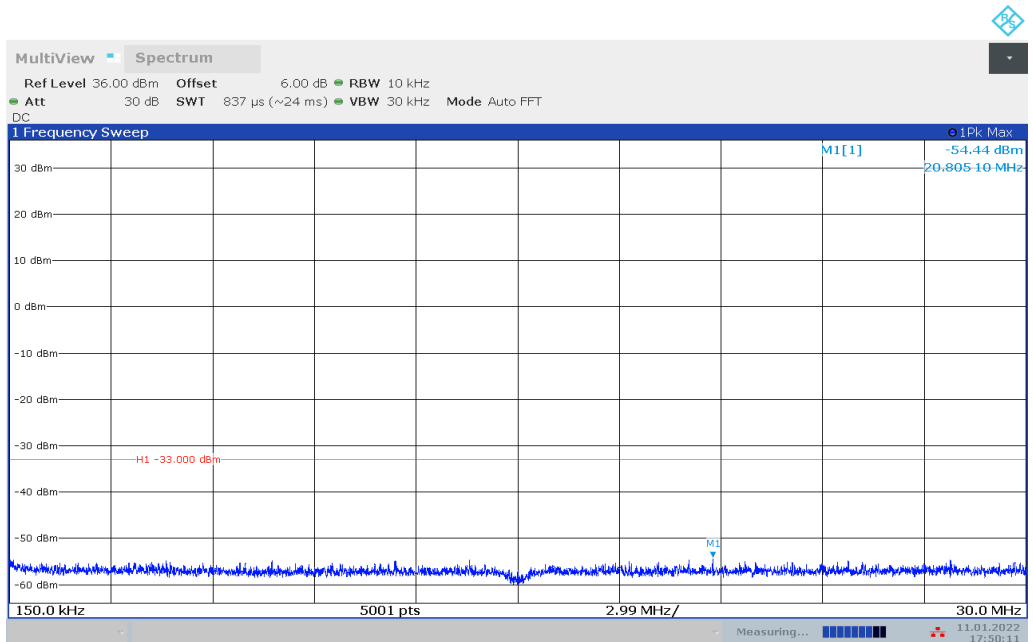


19:13:10 11.01.2022

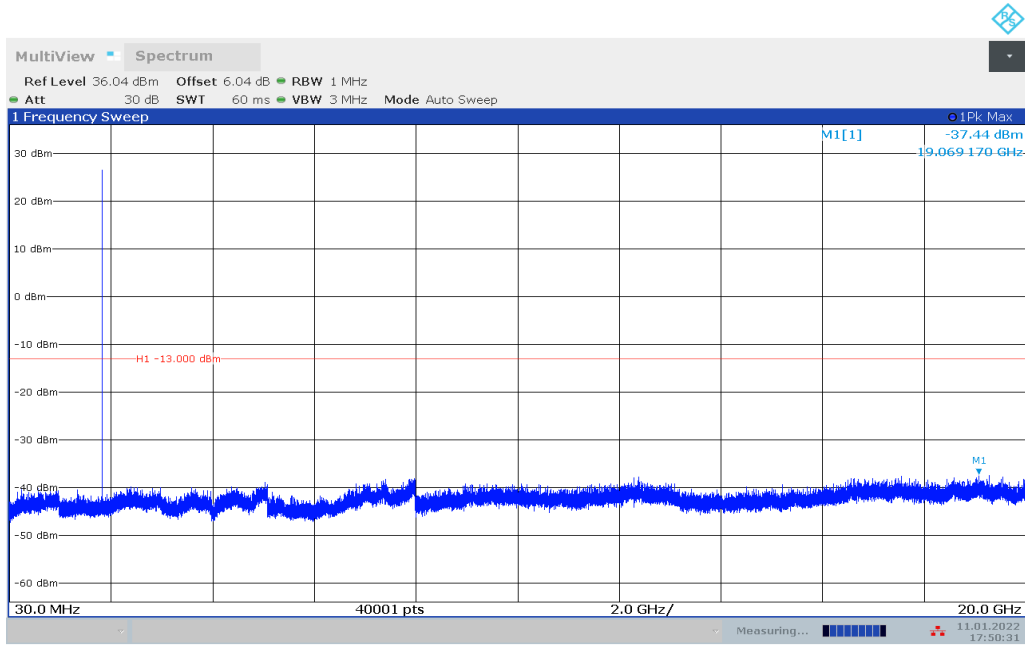
6.2.16 PCS1900_TM3_LCH



17:49:52 11.01.2022

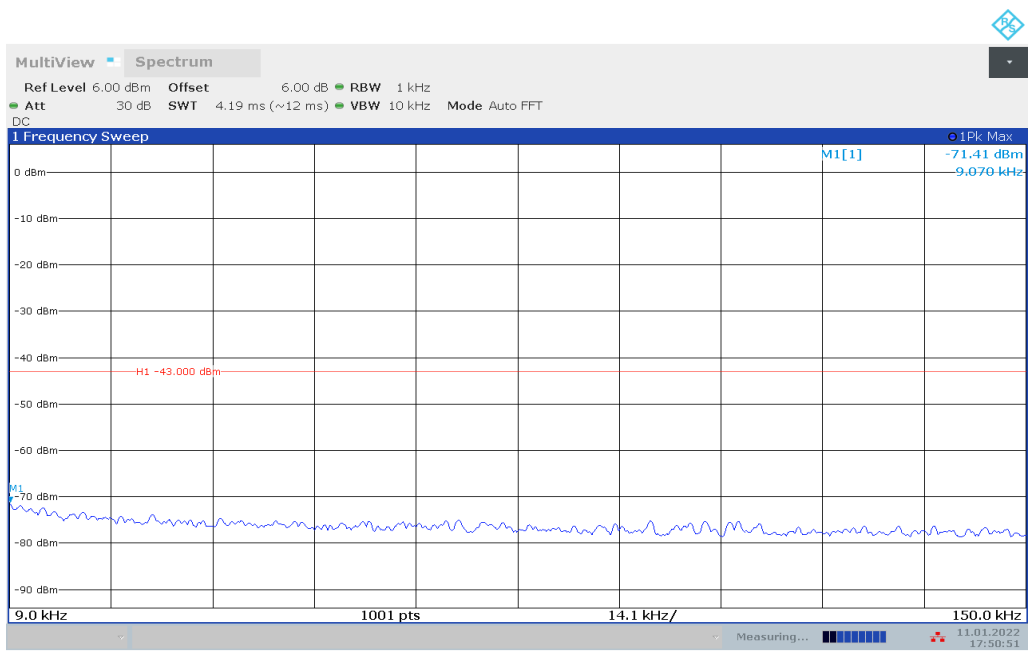


17:50:11 11.01.2022

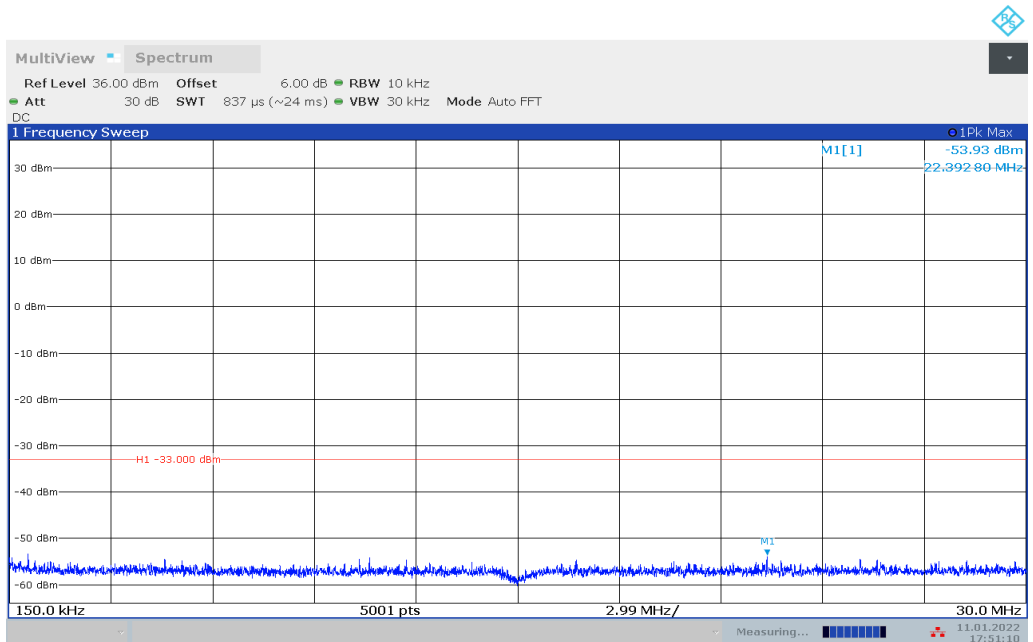


17:50:31 11.01.2022

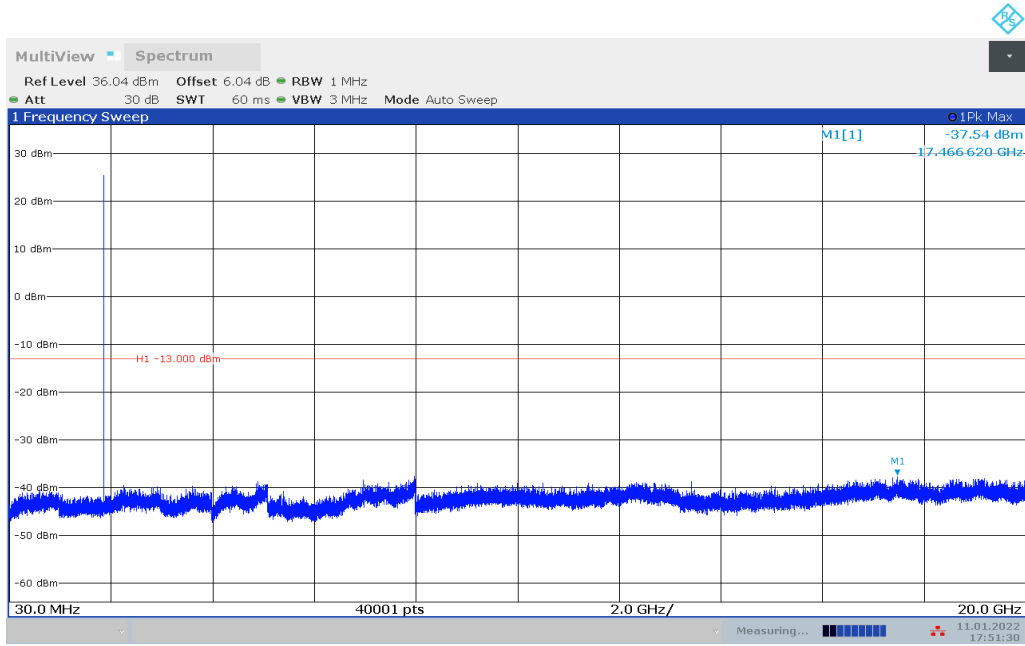
6.2.17 PCS1900_TM3_MCH



17:50:52 11.01.2022

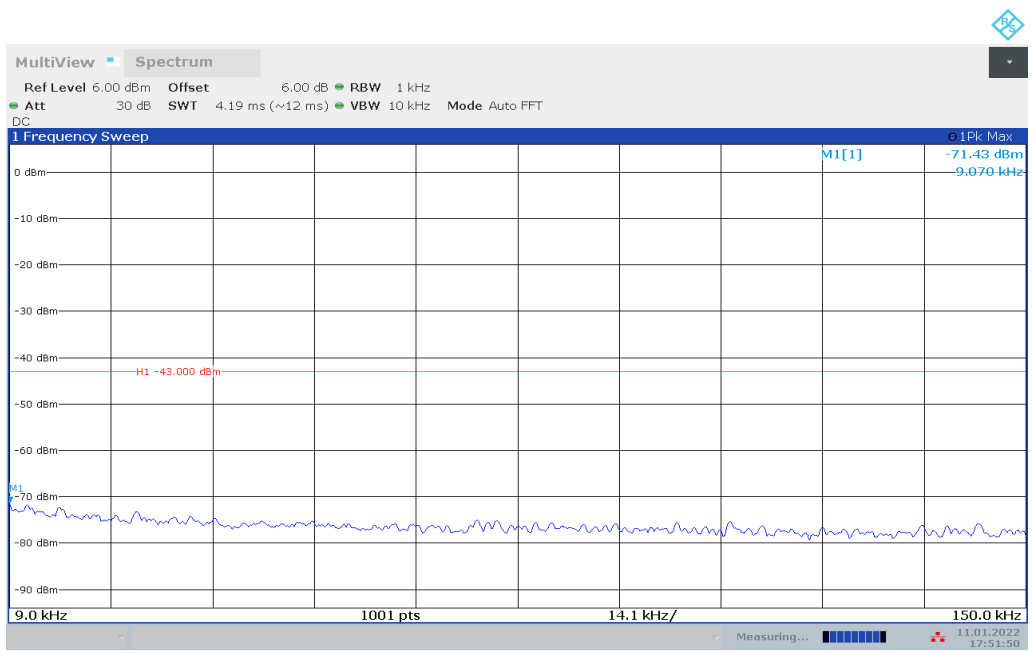


17:51:10 11.01.2022

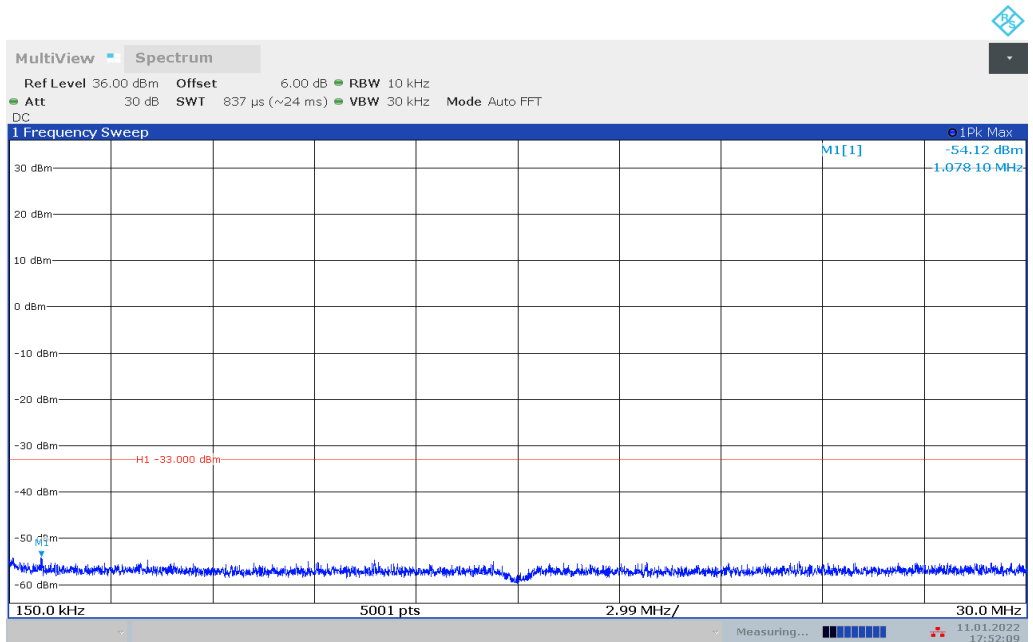


17:51:30 11.01.2022

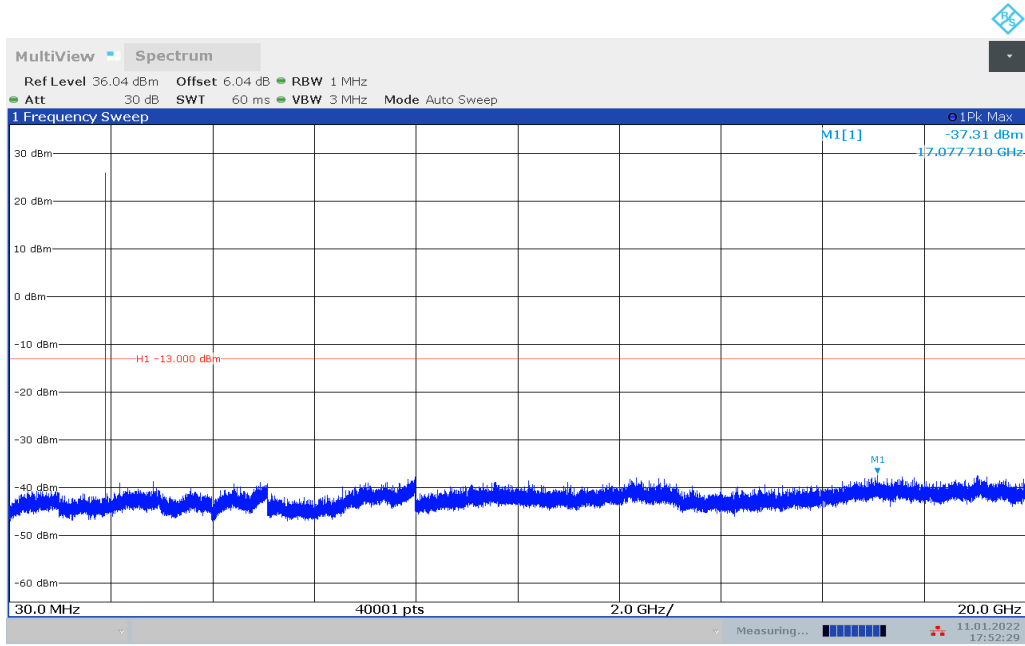
6.2.18 PCS1900_TM3_HCH



17:51:51 11.01.2022



17:52:10 11.01.2022



17:52:30 11.01.2022

7. APPENDIX G - FREQUENCY STABILITY

7.1 TEST RESULTS

7.1.1 FREQUENCY ERROR VS. VOLTAGE

Frequency Error vs. Voltage							
Test Band	Test Mode	Test Channel	Test Temp.	Test Volt.	Freq. Error [Hz]	Freq. vs. rated [ppm]	Verdict
GSM850	TM1	LCH	TN	VH	18.184	0.022	PASS
			TN	VN	14.14	0.017	PASS
			TN	VL	16.732	0.02	PASS
		MCH	TN	VH	19.753	0.024	PASS
			TN	VN	15.344	0.018	PASS
			TN	VL	13.474	0.016	PASS
		HCH	TN	VH	18.059	0.021	PASS
			TN	VN	16.411	0.019	PASS
			TN	VL	16.699	0.02	PASS
	TM2	LCH	TN	VH	29.625	0.036	PASS
			TN	VN	28.887	0.035	PASS
			TN	VL	27.472	0.033	PASS
		MCH	TN	VH	27.202	0.033	PASS
			TN	VN	25.94	0.031	PASS
			TN	VL	26.226	0.031	PASS
		HCH	TN	VH	26.392	0.031	PASS
			TN	VN	26.227	0.031	PASS
			TN	VL	27.752	0.033	PASS
	TM3	LCH	TN	VH	26.577	0.032	PASS
			TN	VN	25.794	0.031	PASS
			TN	VL	23.822	0.029	PASS
		MCH	TN	VH	23.127	0.028	PASS
			TN	VN	22.766	0.027	PASS
			TN	VL	23.257	0.028	PASS
		HCH	TN	VH	24.379	0.029	PASS
			TN	VN	24.146	0.028	PASS
			TN	VL	24.771	0.029	PASS

Frequency Error vs. Voltage							
Test Band	Test Mode	Test Channel	Test Temp.	Test Volt.	Freq. Error [Hz]	Freq. vs. rated [ppm]	Verdict
PCS1900	TM1	LCH	TN	VH	25.136	0.014	PASS
			TN	VN	25.928	0.014	PASS
			TN	VL	25.946	0.014	PASS
		MCH	TN	VH	25.863	0.014	PASS
			TN	VN	20.645	0.011	PASS
			TN	VL	24.452	0.013	PASS
		HCH	TN	VH	24.76	0.013	PASS
			TN	VN	22.318	0.012	PASS
			TN	VL	21.687	0.011	PASS
	TM2	LCH	TN	VH	29.307	0.016	PASS
			TN	VN	26.869	0.015	PASS
			TN	VL	24.902	0.013	PASS
		MCH	TN	VH	25.984	0.014	PASS
			TN	VN	11.445	0.006	PASS
			TN	VL	8.773	0.005	PASS
		HCH	TN	VH	27.995	0.015	PASS
			TN	VN	28.471	0.015	PASS
			TN	VL	30.036	0.016	PASS
	TM3	LCH	TN	VH	28.764	0.016	PASS
			TN	VN	27.006	0.015	PASS
			TN	VL	24.985	0.014	PASS
		MCH	TN	VH	28.33	0.015	PASS
			TN	VN	28.519	0.015	PASS
			TN	VL	27.838	0.015	PASS
		HCH	TN	VH	26.831	0.014	PASS
			TN	VN	26.879	0.014	PASS
			TN	VL	26.639	0.014	PASS

7.1.2 FREQUENCY ERROR VS. TEMPERATURE

Frequency Error vs. Temperature							
Test Band	Test Mode	Test Channel	Test Temp.	Test Volt.	Freq. Error [Hz]	Freq. vs. rated [ppm]	Verdict
GSM850	TM1	LCH	VN	-30	18.082	0.022	PASS
			VN	-20	15.489	0.019	PASS
			VN	-10	16.083	0.02	PASS
			VN	0	16.491	0.02	PASS
			VN	10	14.41	0.017	PASS
			VN	20	16.548	0.02	PASS
			VN	30	15.231	0.018	PASS
			VN	40	14.844	0.018	PASS
		MCH	VN	50	13.542	0.016	PASS
			VN	-30	18.574	0.022	PASS
			VN	-20	13.394	0.016	PASS
			VN	-10	12.633	0.015	PASS
			VN	0	13.35	0.016	PASS
			VN	10	13.284	0.016	PASS
			VN	20	17.132	0.02	PASS
			VN	30	16.392	0.02	PASS
		HCH	VN	40	15.494	0.019	PASS
			VN	50	16.222	0.019	PASS
			VN	-30	17.049	0.02	PASS
			VN	-20	17.494	0.021	PASS
			VN	-10	16.388	0.019	PASS
			VN	0	16.291	0.019	PASS
			VN	10	16.848	0.02	PASS
			VN	20	16.613	0.02	PASS
		VN	30	12.078	0.014	PASS	
		VN	40	15.068	0.018	PASS	
		VN	50	15.795	0.019	PASS	

Frequency Error vs. Temperature							
Test Band	Test Mode	Test Channel	Test Temp.	Test Volt.	Freq. Error [Hz]	Freq. vs. rated [ppm]	Verdict
GSM850	TM2	LCH	VN	-30	29.644	0.036	PASS
			VN	-20	29.71	0.036	PASS
			VN	-10	26.328	0.032	PASS
			VN	0	26.71	0.032	PASS
			VN	10	25.642	0.031	PASS
			VN	20	23.7	0.029	PASS
			VN	30	25.213	0.031	PASS
			VN	40	25.262	0.031	PASS
		MCH	VN	50	23.44	0.028	PASS
			VN	-30	25.948	0.031	PASS
			VN	-20	27.373	0.033	PASS
			VN	-10	26.959	0.032	PASS
			VN	0	27.095	0.032	PASS
			VN	10	29.077	0.035	PASS
			VN	20	26.955	0.032	PASS
			VN	30	27.88	0.033	PASS
		HCH	VN	40	27.921	0.033	PASS
			VN	50	28.847	0.034	PASS
			VN	-30	26.505	0.031	PASS
			VN	-20	25.465	0.03	PASS
			VN	-10	27.587	0.033	PASS
			VN	0	26.532	0.031	PASS
			VN	10	26.122	0.031	PASS
			VN	20	25.841	0.03	PASS
		VN	30	25.607	0.03	PASS	
		VN	40	26.281	0.031	PASS	
		VN	50	26.024	0.031	PASS	

Frequency Error vs. Temperature							
Test Band	Test Mode	Test Channel	Test Temp.	Test Volt.	Freq. Error [Hz]	Freq. vs. rated [ppm]	Verdict
GSM850	TM3	LCH	VN	-30	25.337	0.031	PASS
			VN	-20	23.495	0.029	PASS
			VN	-10	22.463	0.027	PASS
			VN	0	21.954	0.027	PASS
			VN	10	20.827	0.025	PASS
			VN	20	21.355	0.026	PASS
			VN	30	21.474	0.026	PASS
			VN	40	22.208	0.027	PASS
		MCH	VN	50	20.817	0.025	PASS
			VN	-30	21.462	0.026	PASS
			VN	-20	22.041	0.026	PASS
			VN	-10	21.707	0.026	PASS
			VN	0	20.91	0.025	PASS
			VN	10	20.277	0.024	PASS
			VN	20	23.02	0.028	PASS
			VN	30	21.597	0.026	PASS
		HCH	VN	40	22.069	0.026	PASS
			VN	50	19.936	0.024	PASS
			VN	-30	22.49	0.026	PASS
			VN	-20	23.735	0.028	PASS
			VN	-10	23.479	0.028	PASS
			VN	0	23.966	0.028	PASS
			VN	10	22.801	0.027	PASS
			VN	20	23.675	0.028	PASS
VN	30	23.945	0.028	PASS			
VN	40	24.162	0.028	PASS			
VN	50	22.558	0.027	PASS			

Frequency Error vs. Temperature							
Test Band	Test Mode	Test Channel	Test Temp.	Test Volt.	Freq. Error [Hz]	Freq. vs. rated [ppm]	Verdict
PCS1900	TM1	LCH	VN	-30	24.793	0.013	PASS
			VN	-20	22.988	0.012	PASS
			VN	-10	26.332	0.014	PASS
			VN	0	24.363	0.013	PASS
			VN	10	20.127	0.011	PASS
			VN	20	23.053	0.012	PASS
			VN	30	20.932	0.011	PASS
			VN	40	22.473	0.012	PASS
		VN	50	18.216	0.01	PASS	
		MCH	VN	-30	23.405	0.012	PASS
			VN	-20	19.049	0.01	PASS
			VN	-10	18.093	0.01	PASS
			VN	0	21.768	0.012	PASS
			VN	10	16.181	0.009	PASS
			VN	20	20.985	0.011	PASS
			VN	30	22.994	0.012	PASS
			VN	40	26.074	0.014	PASS
		VN	50	26.346	0.014	PASS	
		HCH	VN	-30	26.324	0.014	PASS
			VN	-20	22.878	0.012	PASS
			VN	-10	24.394	0.013	PASS
			VN	0	22.574	0.012	PASS
			VN	10	22.515	0.012	PASS
			VN	20	22.761	0.012	PASS
VN	30		21.055	0.011	PASS		
VN	40		20.657	0.011	PASS		
VN	50	24.054	0.013	PASS			

Frequency Error vs. Temperature							
Test Band	Test Mode	Test Channel	Test Temp.	Test Volt.	Freq. Error [Hz]	Freq. vs. rated [ppm]	Verdict
PCS1900	TM2	LCH	VN	-30	29.118	0.016	PASS
			VN	-20	25.797	0.014	PASS
			VN	-10	27.91	0.015	PASS
			VN	0	24.933	0.013	PASS
			VN	10	24.851	0.013	PASS
			VN	20	24.361	0.013	PASS
			VN	30	23.697	0.013	PASS
			VN	40	24.437	0.013	PASS
		MCH	VN	50	24.189	0.013	PASS
			VN	-30	27.918	0.015	PASS
			VN	-20	28.069	0.015	PASS
			VN	-10	27.909	0.015	PASS
			VN	0	27.85	0.015	PASS
			VN	10	28.698	0.015	PASS
			VN	20	28.041	0.015	PASS
			VN	30	26.117	0.014	PASS
		HCH	VN	40	28.014	0.015	PASS
			VN	50	26.414	0.014	PASS
			VN	-30	26.415	0.014	PASS
			VN	-20	25.632	0.013	PASS
			VN	-10	24.955	0.013	PASS
			VN	0	26.051	0.014	PASS
			VN	10	26.874	0.014	PASS
			VN	20	25.742	0.013	PASS
VN	30	25.73	0.013	PASS			
VN	40	27.481	0.014	PASS			
VN	50	25.098	0.013	PASS			

Frequency Error vs. Temperature							
Test Band	Test Mode	Test Channel	Test Temp.	Test Volt.	Freq. Error [Hz]	Freq. vs. rated [ppm]	Verdict
PCS1900	TM3	LCH	VN	-30	28.493	0.015	PASS
			VN	-20	27.642	0.015	PASS
			VN	-10	27.652	0.015	PASS
			VN	0	24.637	0.013	PASS
			VN	10	24.432	0.013	PASS
			VN	20	24.837	0.013	PASS
			VN	30	23.908	0.013	PASS
			VN	40	24.808	0.013	PASS
		MCH	VN	50	25.416	0.014	PASS
			VN	-30	28.76	0.015	PASS
			VN	-20	27.705	0.015	PASS
			VN	-10	28.37	0.015	PASS
			VN	0	28.351	0.015	PASS
			VN	10	27.392	0.015	PASS
			VN	20	26.854	0.014	PASS
			VN	30	26.403	0.014	PASS
		HCH	VN	40	26.902	0.014	PASS
			VN	50	27.818	0.015	PASS
			VN	-30	28.607	0.015	PASS
			VN	-20	27.812	0.015	PASS
			VN	-10	26.848	0.014	PASS
			VN	0	27.545	0.014	PASS
			VN	10	27.388	0.014	PASS
			VN	20	25.992	0.014	PASS
VN	30	29.228	0.015	PASS			
VN	40	27.216	0.014	PASS			
VN	50	28.142	0.015	PASS			