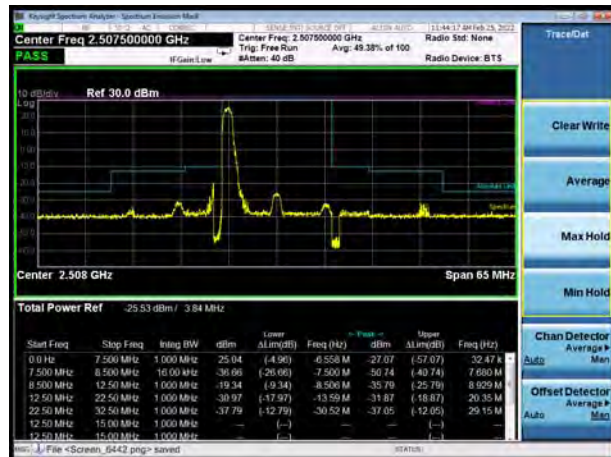




LTE Band 7 16QAM 15MHz CH-Low, 1 RB



LTE Band 7 16QAM 15MHz CH-High, 1 RB



LTE Band 7 16QAM 15MHz CH-Low, 100%RB



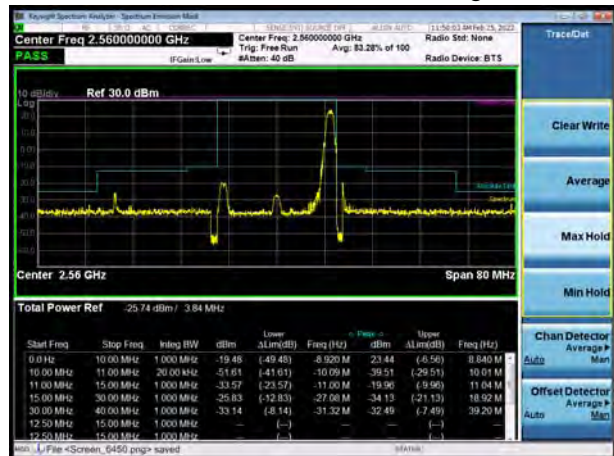
LTE Band 7 16QAM 15MHz CH-High, 100%RB

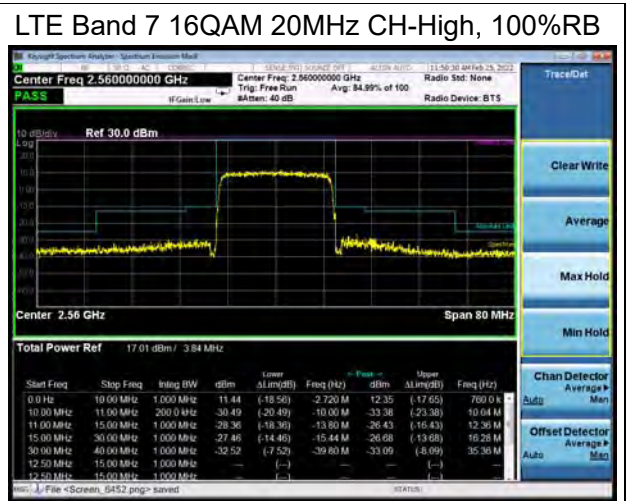
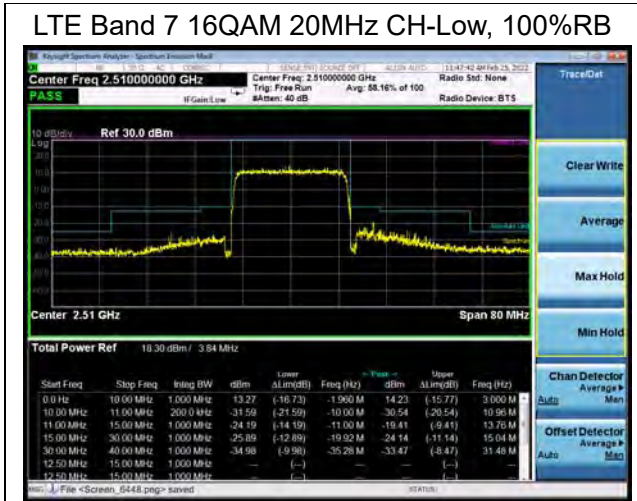


LTE Band 7 16QAM 20MHz CH-Low, 1 RB



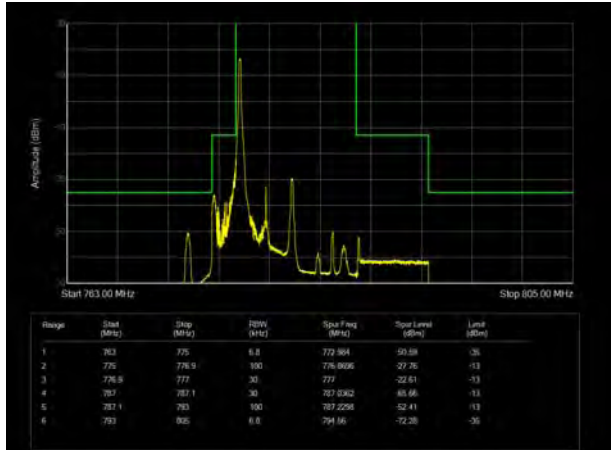
LTE Band 7 16QAM 20MHz CH-High, 1 RB



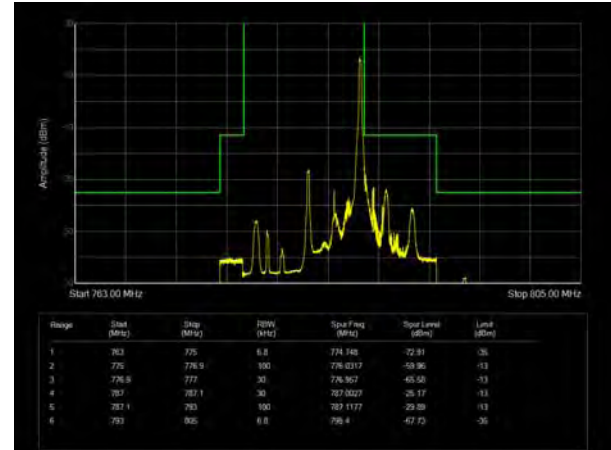




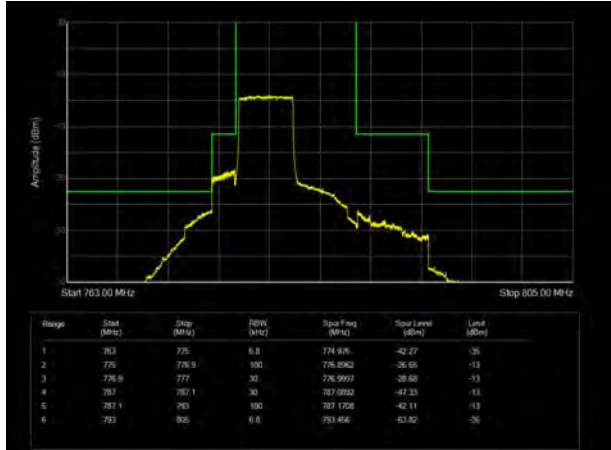
LTE Band 13 QPSK 5MHz CH-Low, 1 RB



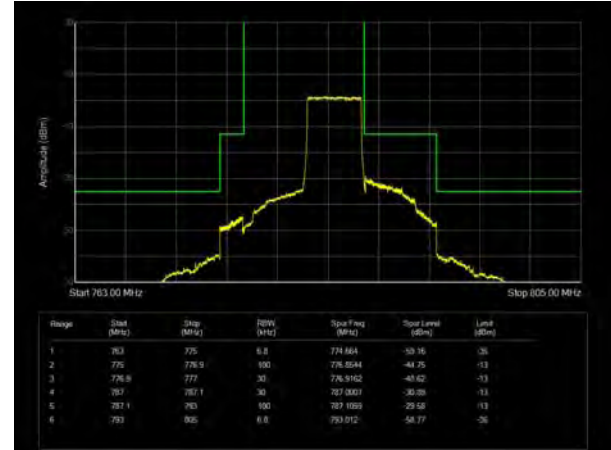
LTE Band 13 QPSK 5MHz CH-High, 1 RB



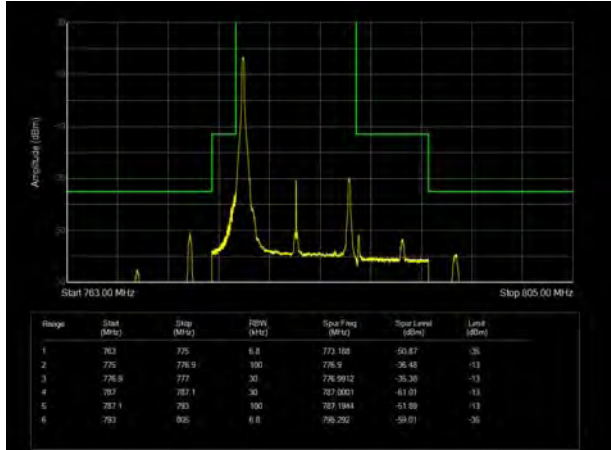
LTE Band 13 QPSK 5MHz CH-Low, 100%RB



LTE Band 13 QPSK 5MHz CH-High, 100%RB



LTE Band 13 QPSK 10MHz CH-Low, 1 RB

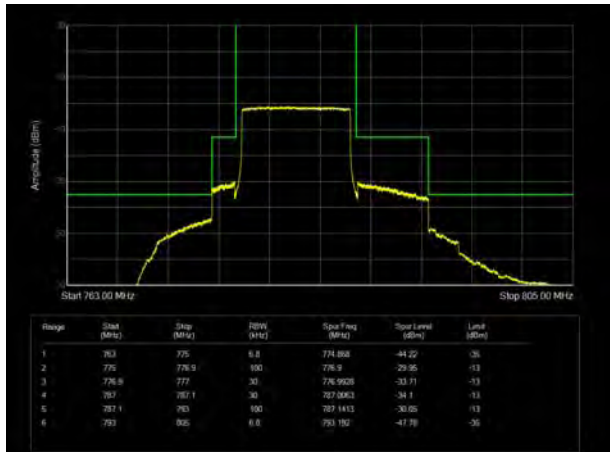


LTE Band 13 QPSK 10MHz CH-High, 1 RB

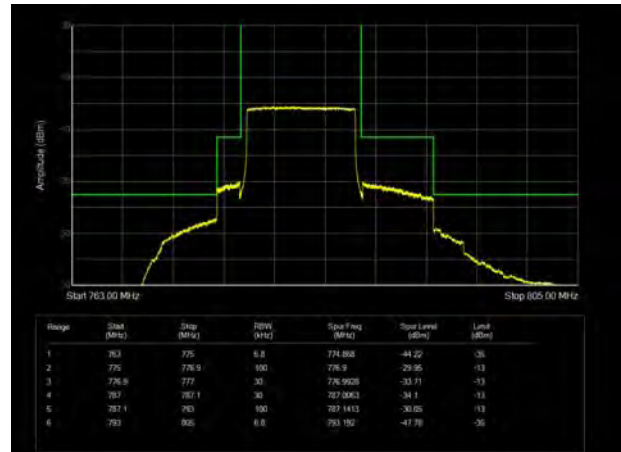




LTE Band 13 QPSK 10MHz CH-Low, 100%RB



LTE Band 13 QPSK 10MHz CH-High, 100%RB



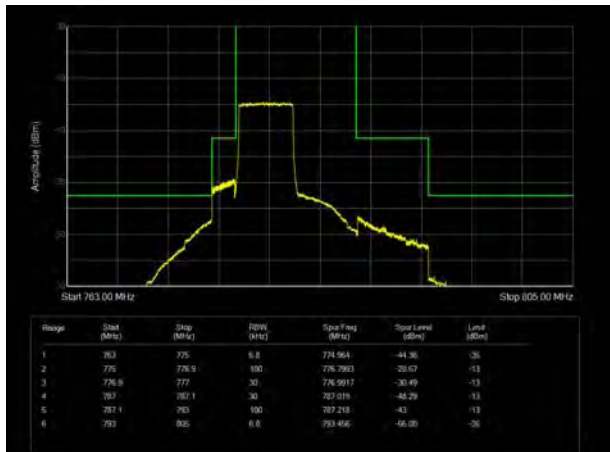
LTE Band 13 16QAM 5MHz CH-Low, 1 RB



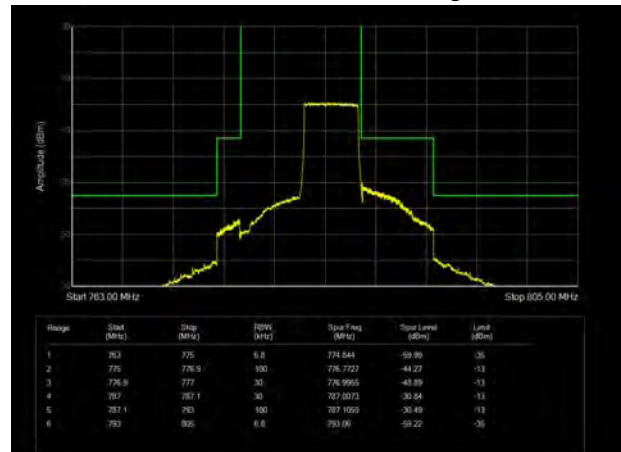
LTE Band 13 16QAM 5MHz CH-High, 1 RB



LTE Band 13 16QAM 5MHz CH-Low, 100%RB

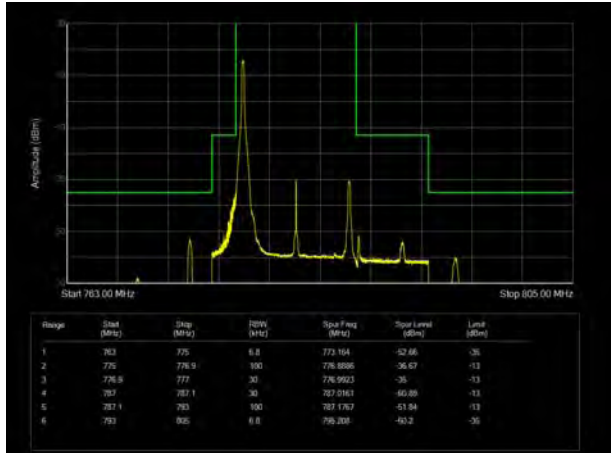


LTE Band 13 16QAM 5MHz CH-High, 100%RB

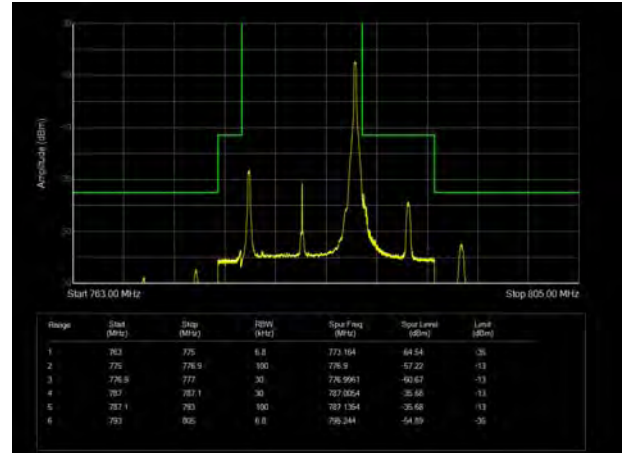




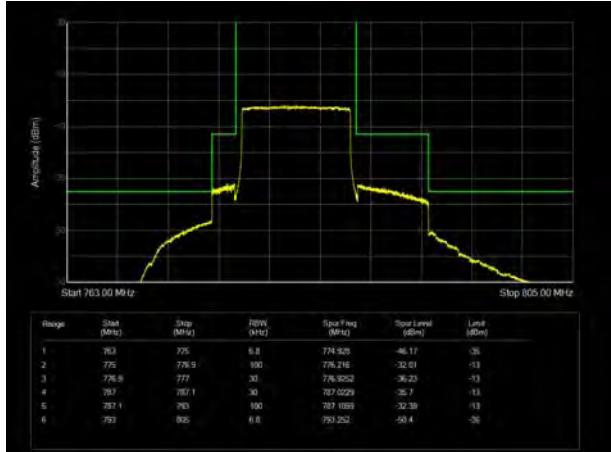
LTE Band 13 16QAM 10MHz CH-Low, 1 RB



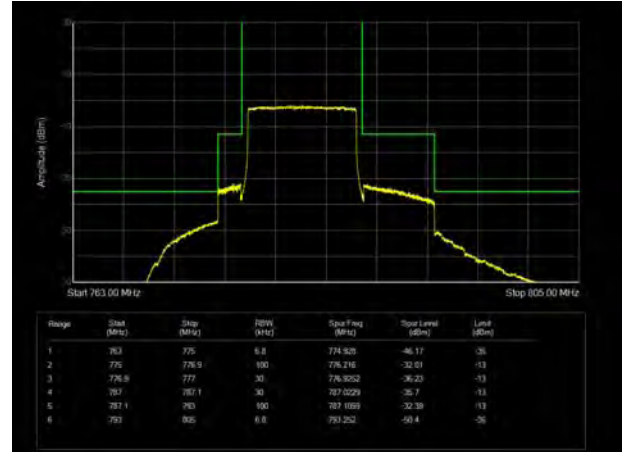
LTE Band 13 16QAM 10MHz CH-High, 1 RB



LTE Band 13 16QAM 10MHz CH-Low, 100%RB



LTE Band 13 16QAM 10MHz CH-High, 100%RB





LTE Band 38 QPSK 5MHz CH-Low, 1 RB



09:41:12 08.02.2022

LTE Band 38 QPSK 5MHz CH-High, 1 RB



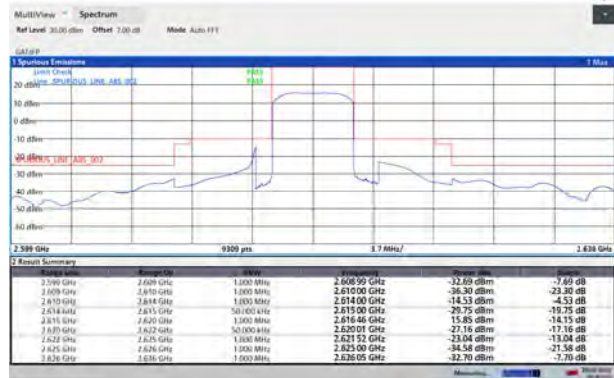
09:50:04 08.02.2022

LTE Band 38 QPSK 5MHz CH-Low, 100%RB



09:44:55 08.02.2022

LTE Band 38 QPSK 5MHz CH-High, 100%RB



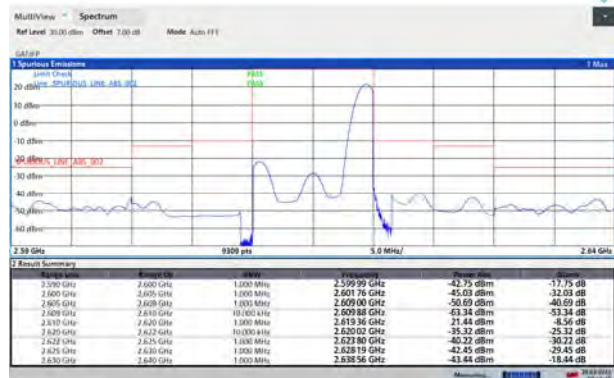
09:47:16 08.02.2022

LTE Band 38 QPSK 10MHz CH-Low, 1 RB



10:05:57 08.02.2022

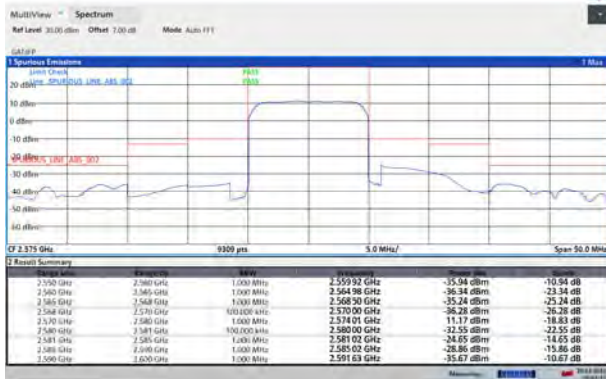
LTE Band 38 QPSK 10MHz CH-High, 1 RB



09:58:26 08.02.2022

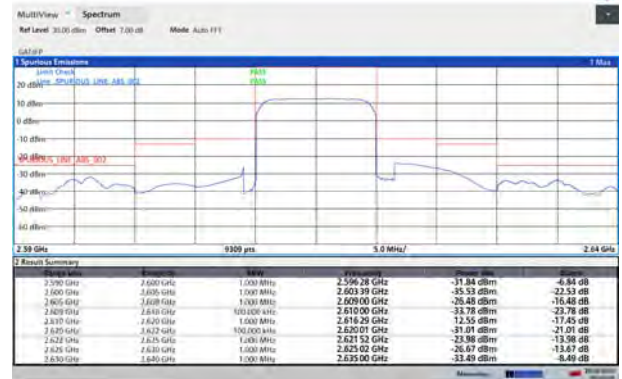


LTE Band 38 QPSK 10MHz CH-Low, 100%RB



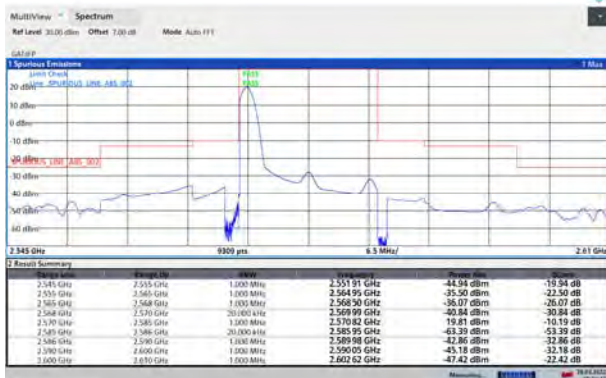
10:08:12 08 02 2022

LTE Band 38 QPSK 10MHz CH-High, 100%RB



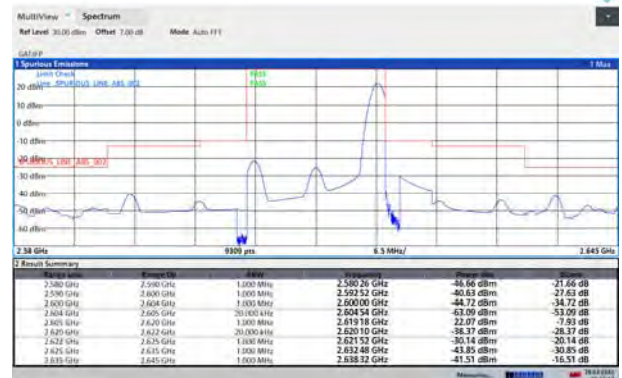
09:58:24 08 02 2022

LTE Band 38 QPSK 15MHz CH-Low, 1 RB



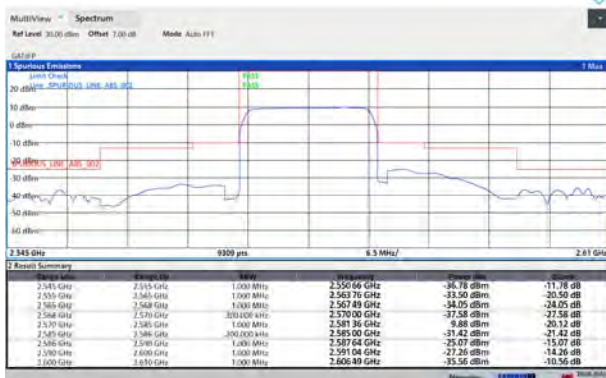
10:10:18 08 02 2022

LTE Band 38 QPSK 15MHz CH-High, 1 RB



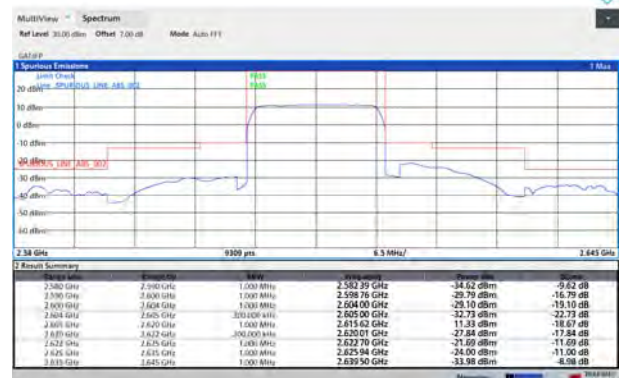
10:17:14 08 02 2022

LTE Band 38 QPSK 15MHz CH-Low, 100%RB



10:10:43 08 02 2022

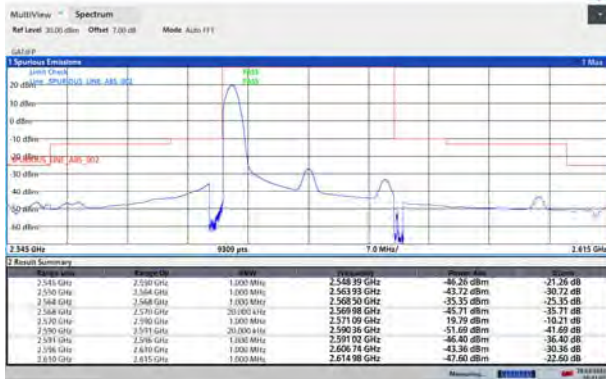
LTE Band 38 QPSK 15MHz CH-High, 100%RB



10:18:15 08 02 2022

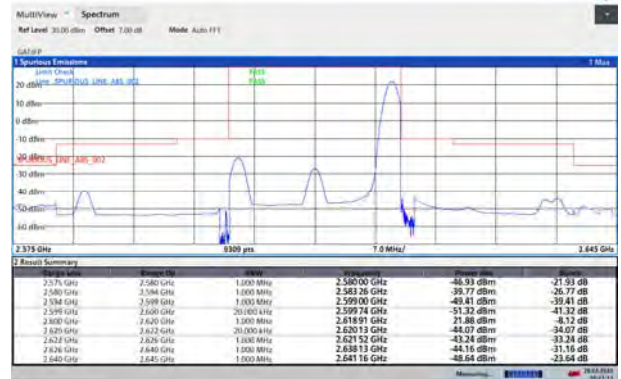


LTE Band 38 QPSK 20MHz CH-Low, 1 RB



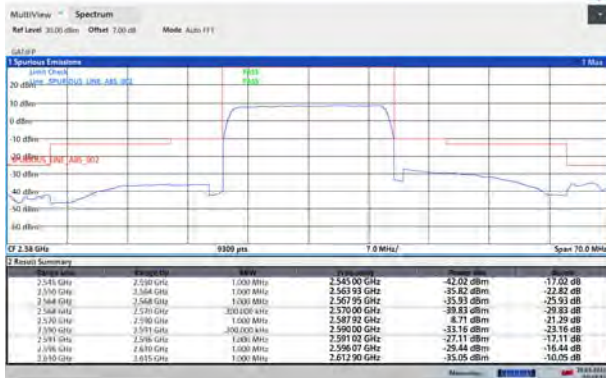
10:31:11 08 02 2022

LTE Band 38 QPSK 20MHz CH-High, 1 RB



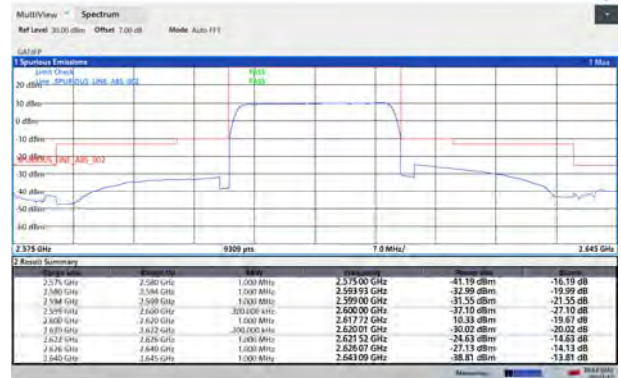
10:21:14 08 02 2022

LTE Band 38 QPSK 20MHz CH-Low, 100%RB



10:28:44 08 02 2022

LTE Band 38 QPSK 20MHz CH-High, 100%RB



10:21:21 08 02 2022

LTE Band 38 16QAM 5MHz CH-Low, 1 RB



09:42:03 08 02 2022

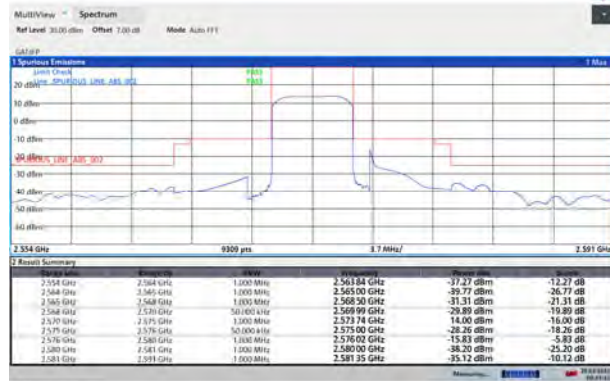
LTE Band 38 16QAM 5MHz CH-High, 1 RB



09:49:28 08 02 2022



LTE Band 38 16QAM 5MHz CH-Low, 100%RB



09:44:25 08 02 2022

LTE Band 38 16QAM 5MHz CH-High, 100%RB



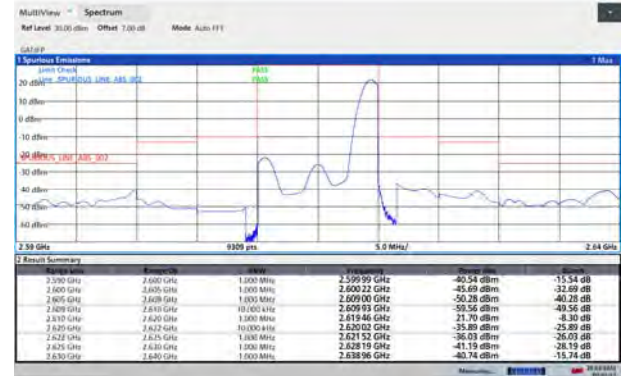
09:44:25 08 02 2022

LTE Band 38 16QAM 10MHz CH-Low, 1 RB



10:58:24 08 02 2022

LTE Band 38 16QAM 10MHz CH-High, 1 RB



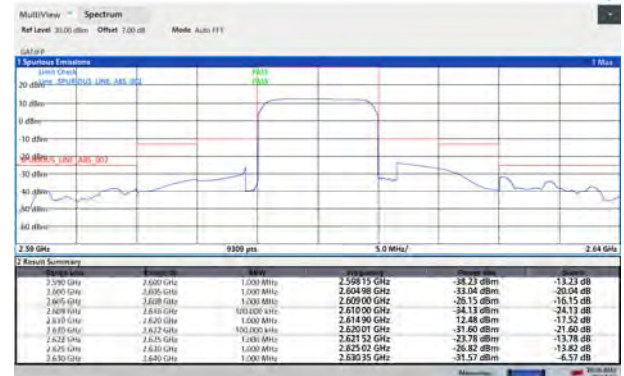
09:55:57 08 02 2022

LTE Band 38 16QAM 10MHz CH-Low, 100%RB



10:10:43 08 02 2022

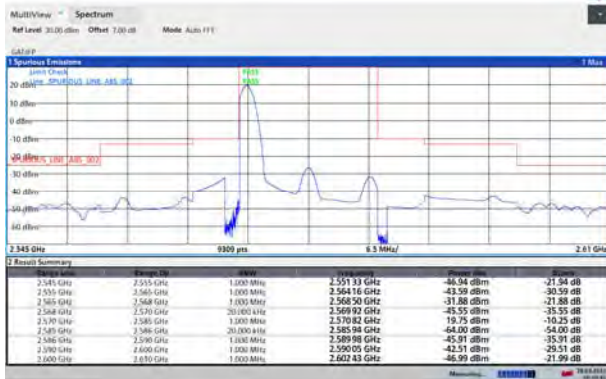
LTE Band 38 16QAM 10MHz CH-High, 100%RB



09:58:53 08 02 2022

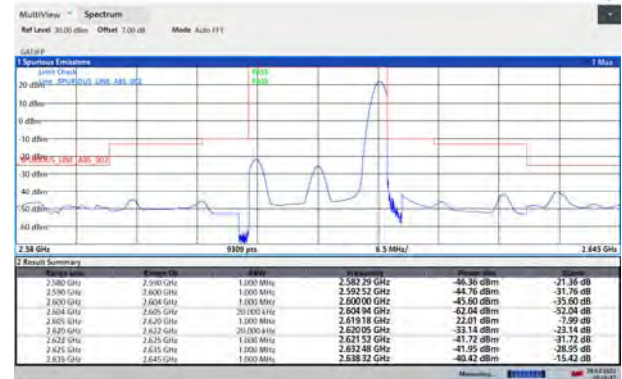


LTE Band 38 16QAM 15MHz CH-Low, 1 RB



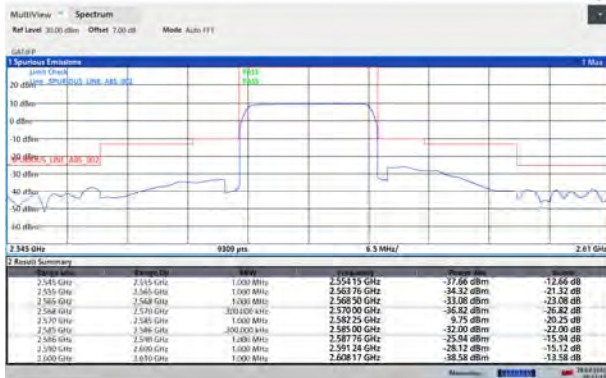
10:10:46 08 02 2022

LTE Band 38 16QAM 15MHz CH-High, 1 RB



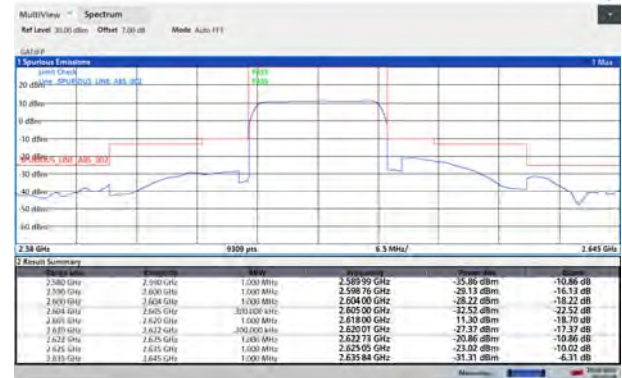
10:10:47 08 02 2022

LTE Band 38 16QAM 15MHz CH-Low, 100%RB



10:10:13 08 02 2022

LTE Band 38 16QAM 15MHz CH-High, 100%RB



10:10:19 08 02 2022

LTE Band 38 16QAM 20MHz CH-Low, 1 RB



10:10:34 08 02 2022

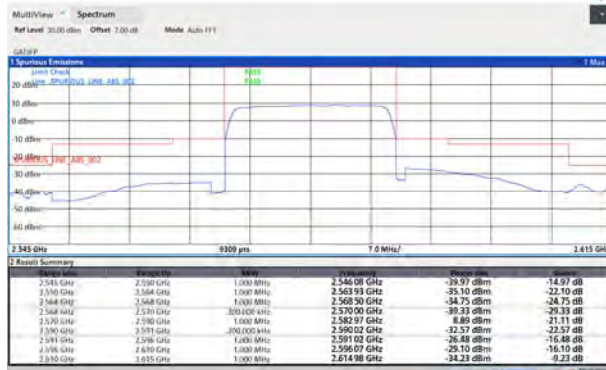
LTE Band 38 16QAM 20MHz CH-High, 1 RB



10:10:44 08 02 2022

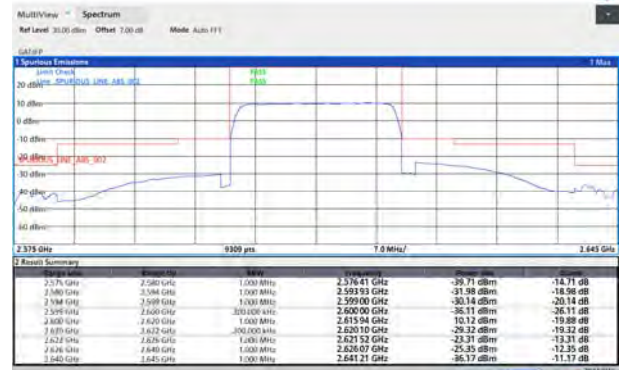


LTE Band 38 16QAM 20MHz CH-Low, 100%RB



10:28:28 28 02 2022

LTE Band 38 16QAM 20MHz CH-High, 100%RB



10:28:31 28 02 2022



LTE Band 66 QPSK 1.4MHz CH-Low, 1 RB



LTE Band 66 QPSK 1.4MHz CH-High, 1 RB



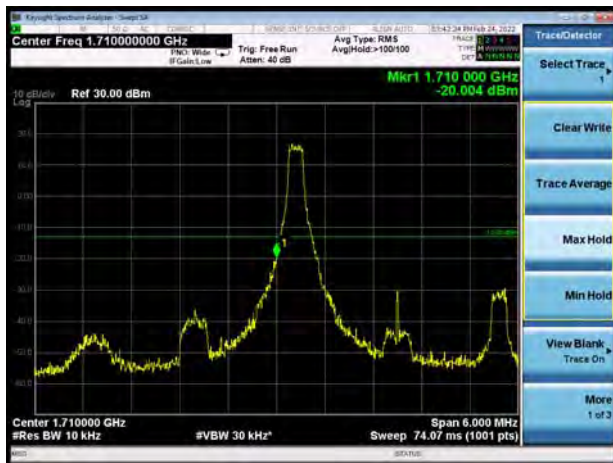
LTE Band 66 QPSK 1.4MHz CH-Low, 100%RB



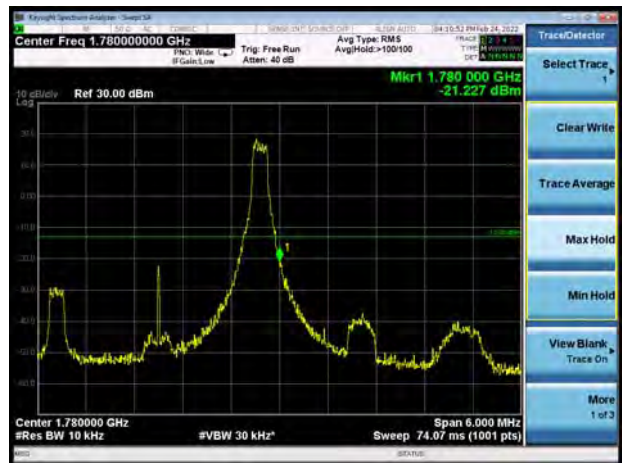
LTE Band 66 QPSK 1.4MHz CH-High, 100%RB



LTE Band 66 QPSK 3MHz CH-Low, 1 RB



LTE Band 66 QPSK 3MHz CH-High, 1 RB

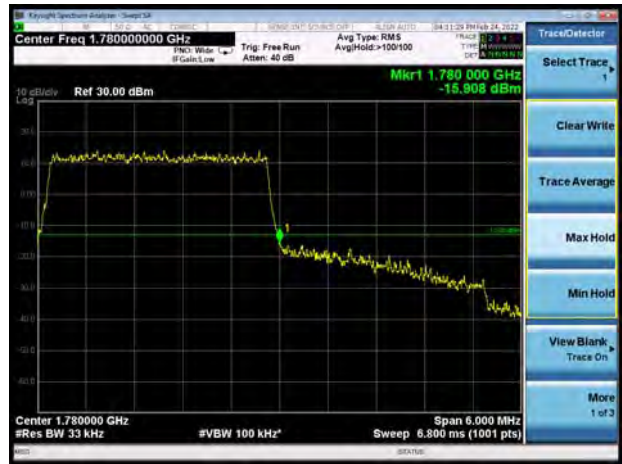




LTE Band 66 QPSK 3MHz CH-Low, 100%RB



LTE Band 66 QPSK 3MHz CH-High, 100%RB



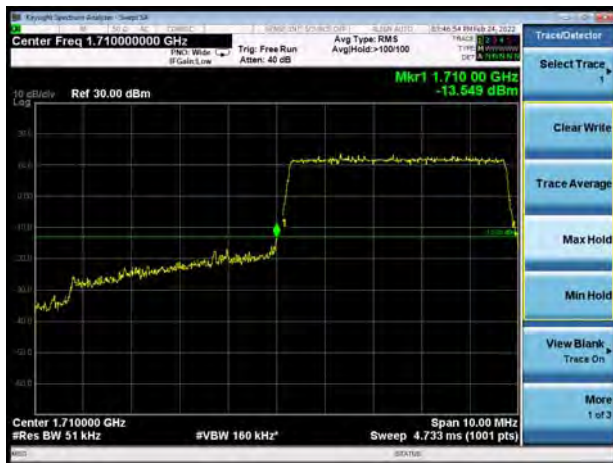
LTE Band 66 QPSK 5MHz CH-Low, 1 RB



LTE Band 66 QPSK 5MHz CH-High, 1 RB



LTE Band 66 QPSK 5MHz CH-Low, 100%RB

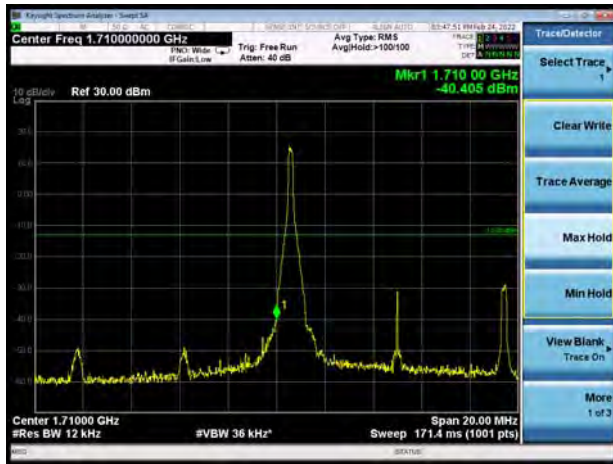


LTE Band 66 QPSK 5MHz CH-High, 100%RB

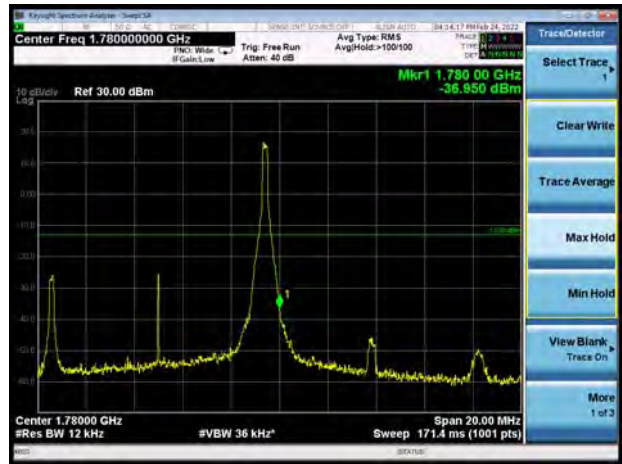




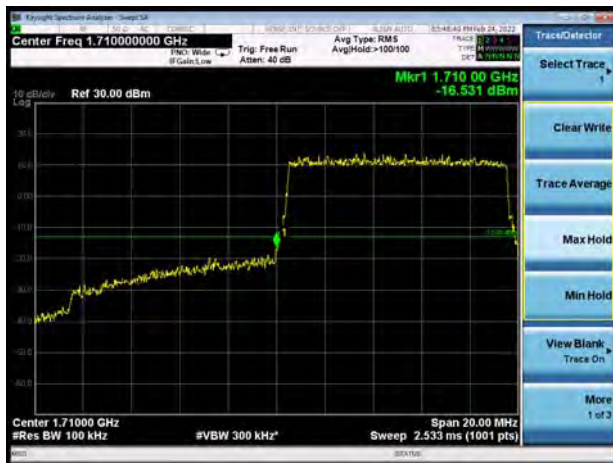
LTE Band 66 QPSK 10MHz CH-Low, 1 RB



LTE Band 66 QPSK 10MHz CH-High, 1 RB



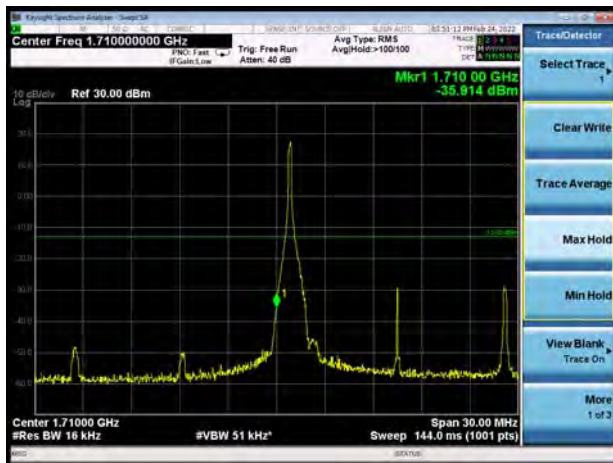
LTE Band 66 QPSK 10MHz CH-Low, 100%RB



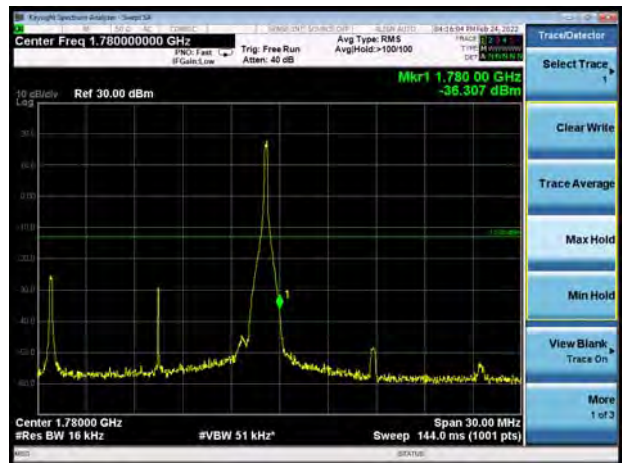
LTE Band 66 QPSK 10MHz CH-High, 100%RB



LTE Band 66 QPSK 15MHz CH-Low, 1 RB



LTE Band 66 QPSK 15MHz CH-High, 1 RB

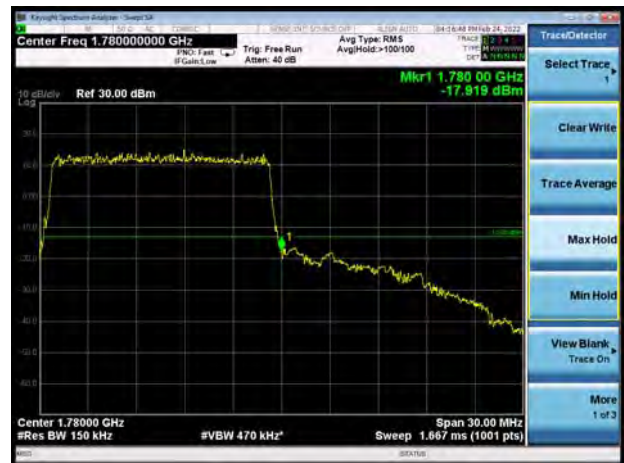




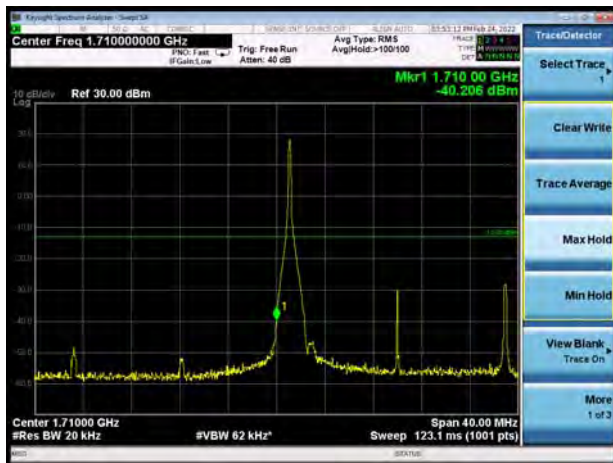
LTE Band 66 QPSK 15MHz CH-Low, 100%RB



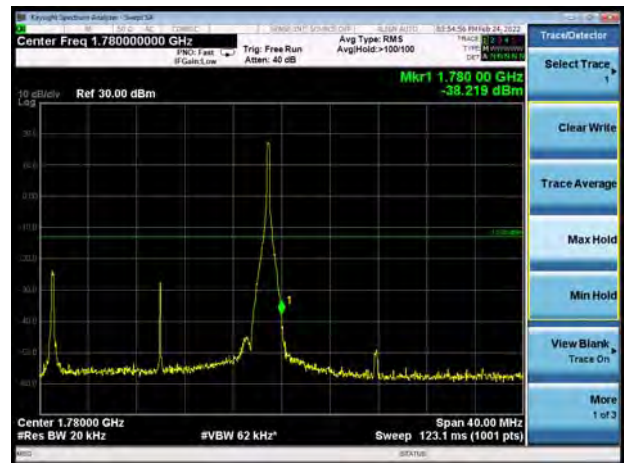
LTE Band 66 QPSK 15MHz CH-High, 100%RB



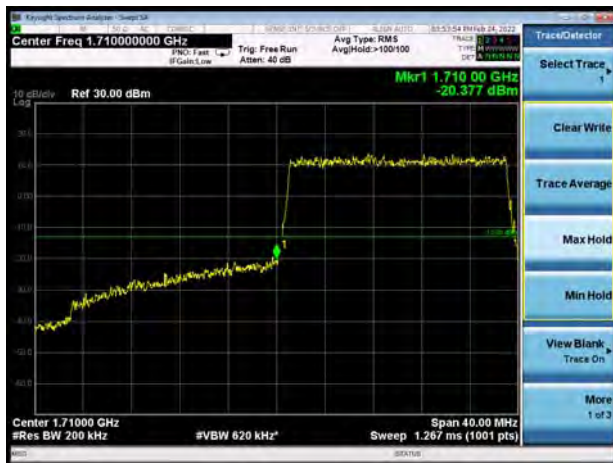
LTE Band 66 QPSK 20MHz CH-Low, 1 RB



LTE Band 66 QPSK 20MHz CH-High, 1 RB



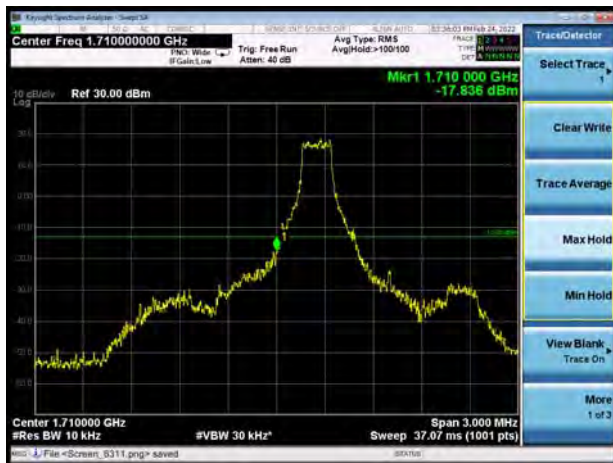
LTE Band 66 QPSK 20MHz CH-Low, 100%RB



LTE Band 66 QPSK 20MHz CH-High, 100%RB



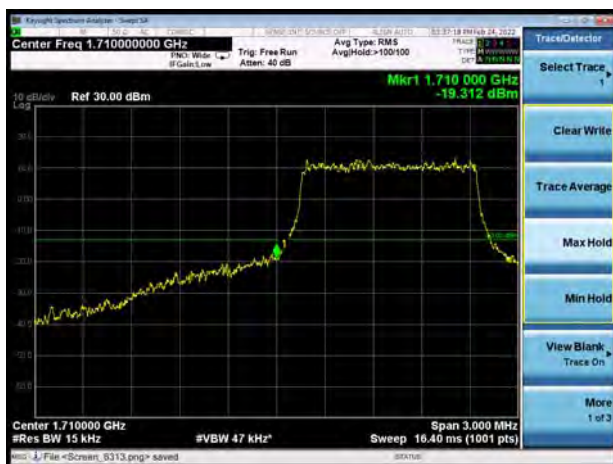
LTE Band 66 16QAM 1.4MHz CH-Low, 1 RB



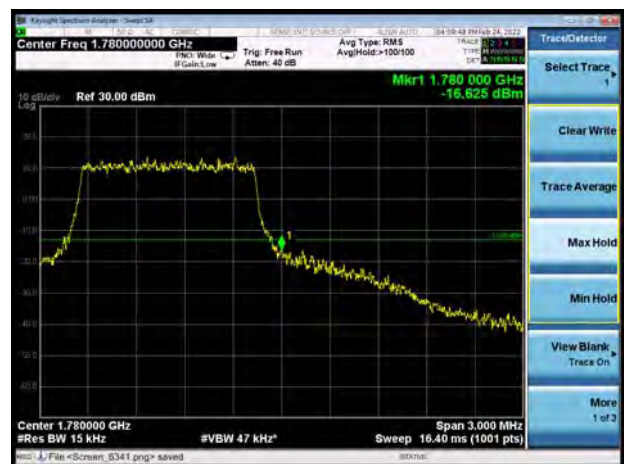
LTE Band 66 16QAM 1.4MHz CH-High, 1 RB



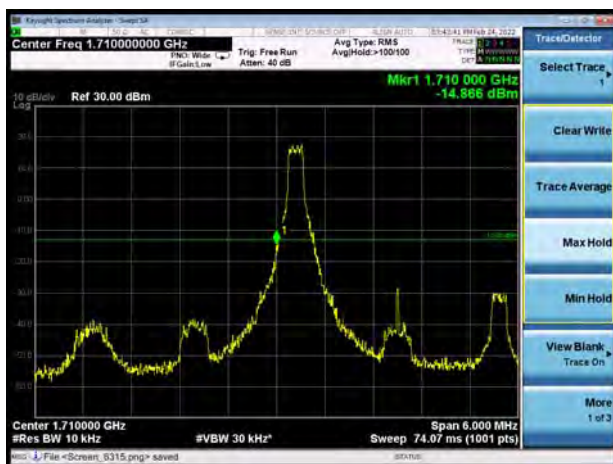
LTE Band 66 16QAM 1.4MHz CH-Low, 100%RB



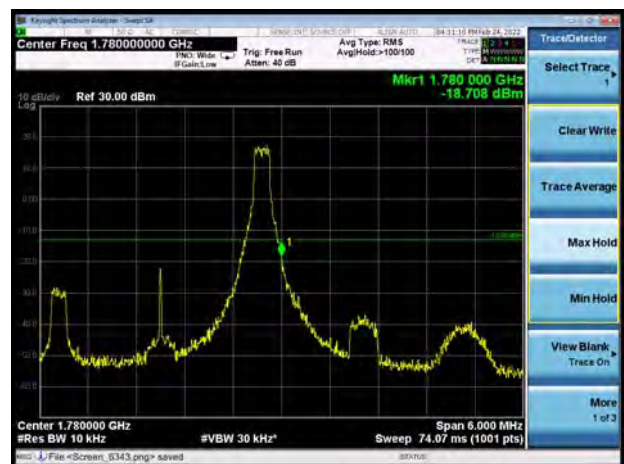
LTE Band 66 16QAM 1.4MHz CH-High, 100%RB



LTE Band 66 16QAM 3MHz CH-Low, 1 RB

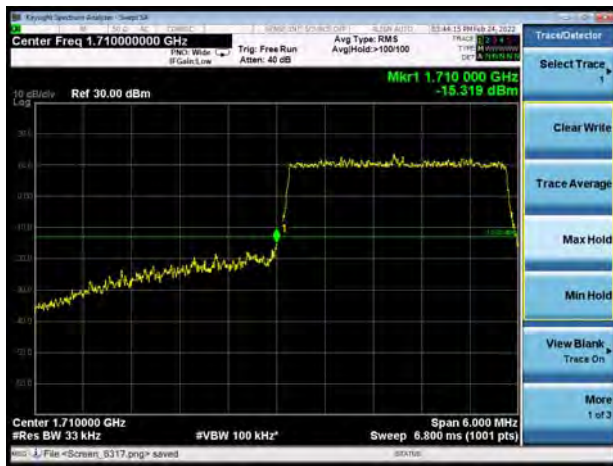


LTE Band 66 16QAM 3MHz CH-High, 1 RB

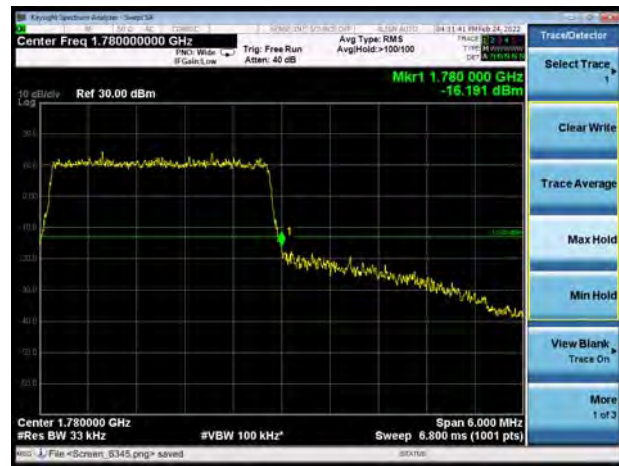




LTE Band 66 16QAM 3MHz CH-Low, 100%RB



LTE Band 66 16QAM 3MHz CH-High, 100%RB



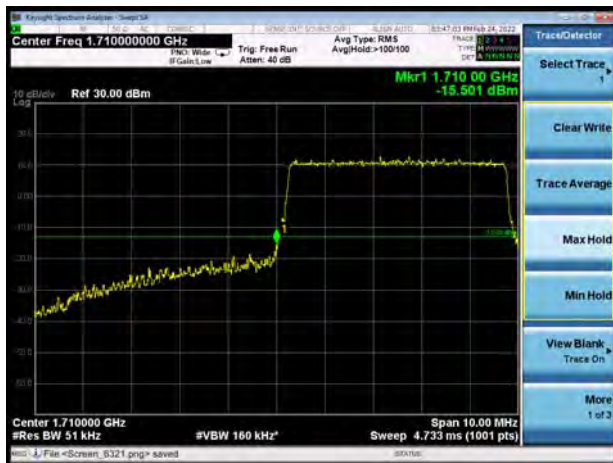
LTE Band 66 16QAM 5MHz CH-Low, 1 RB



LTE Band 66 16QAM 5MHz CH-High, 1 RB



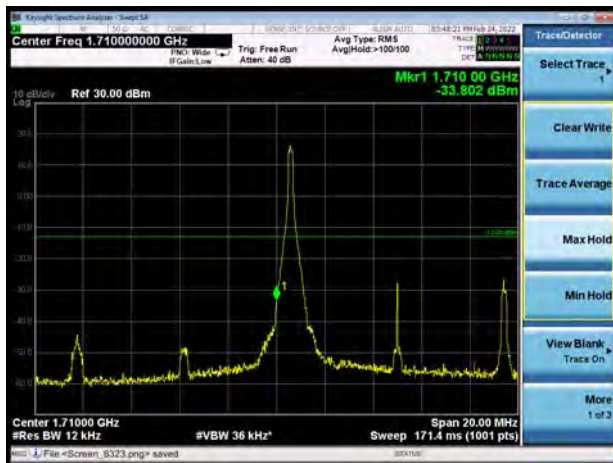
LTE Band 66 16QAM 5MHz CH-Low, 100%RB



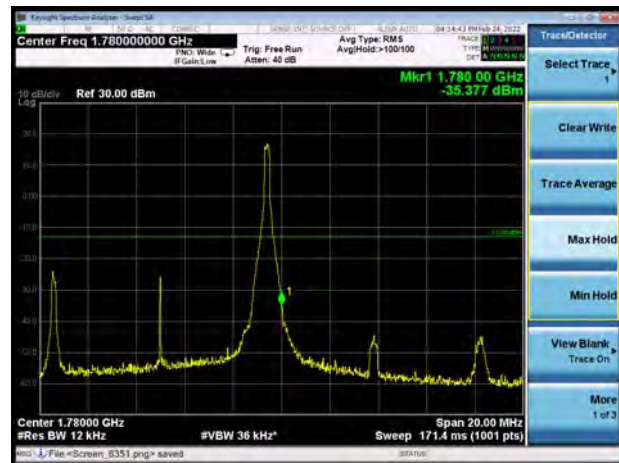
LTE Band 66 16QAM 5MHz CH-High, 100%RB



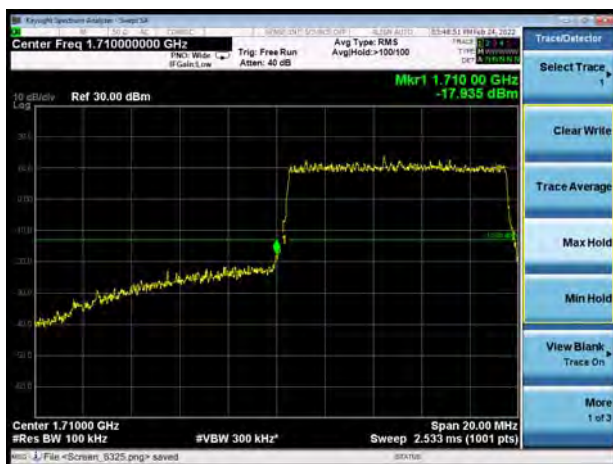
LTE Band 66 16QAM 10MHz CH-Low, 1 RB



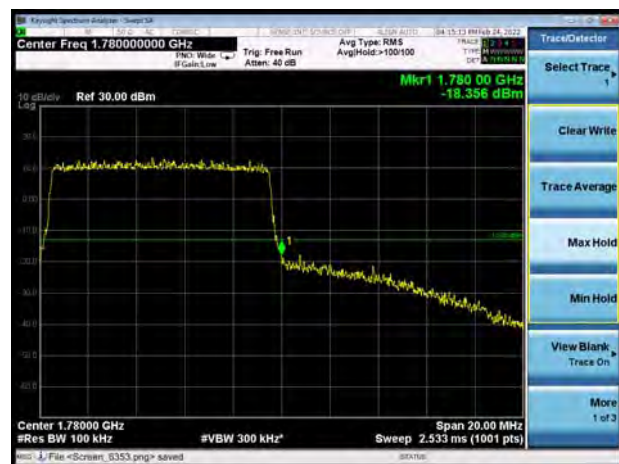
LTE Band 66 16QAM 10MHz CH-High, 1 RB



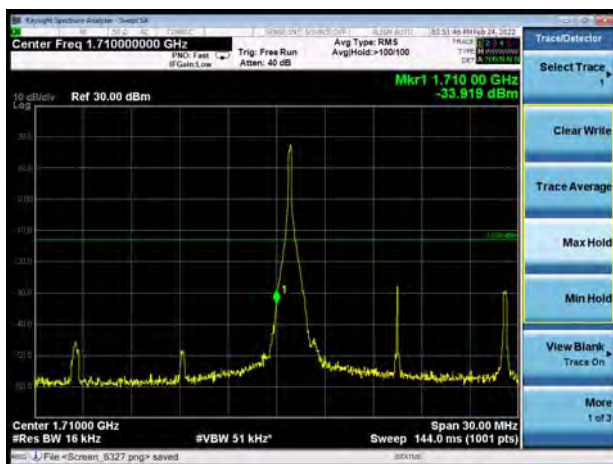
LTE Band 66 16QAM 10MHz CH-Low, 100%RB



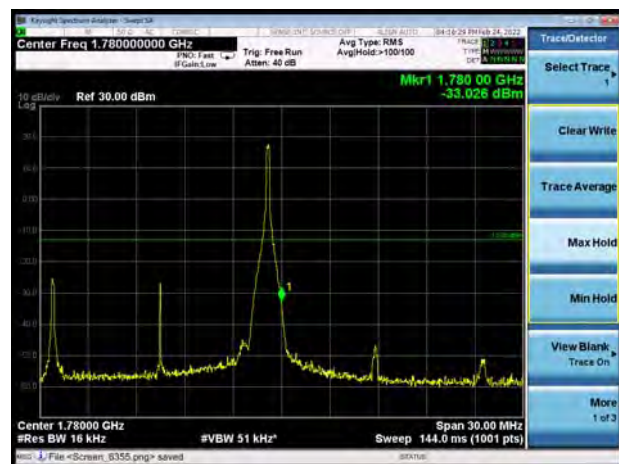
LTE Band 66 16QAM 10MHz CH-High, 100%RB



LTE Band 66 16QAM 15MHz CH-Low, 1 RB



LTE Band 66 16QAM 15MHz CH-High, 1 RB

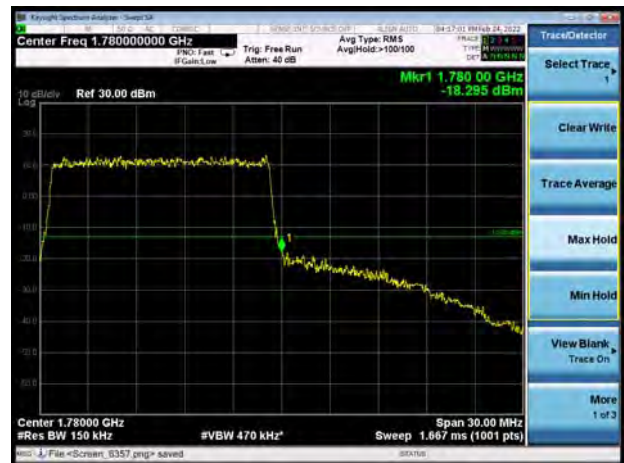




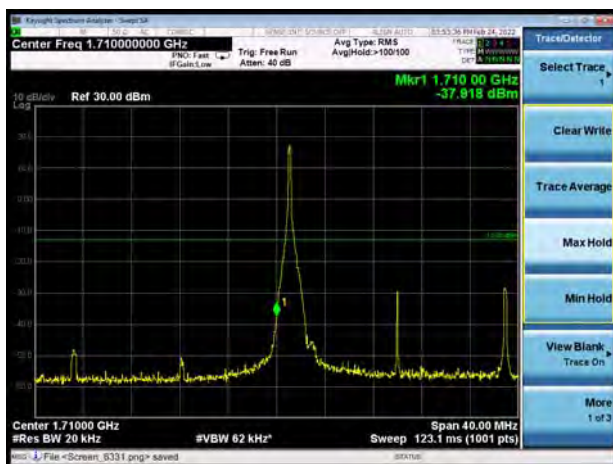
LTE Band 66 16QAM 15MHz CH-Low, 100%RB



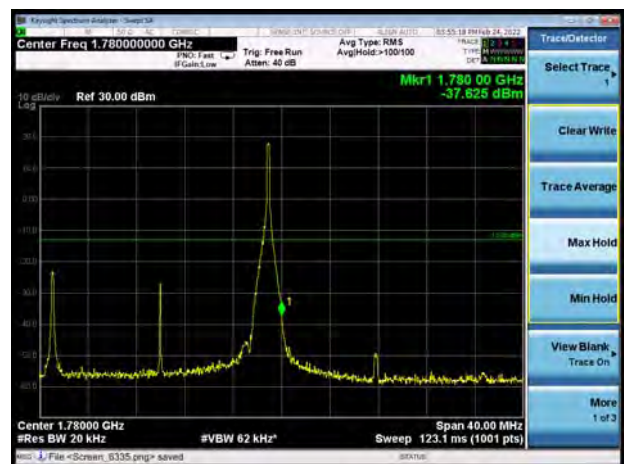
LTE Band 66 16QAM 15MHz CH-High, 100%RB



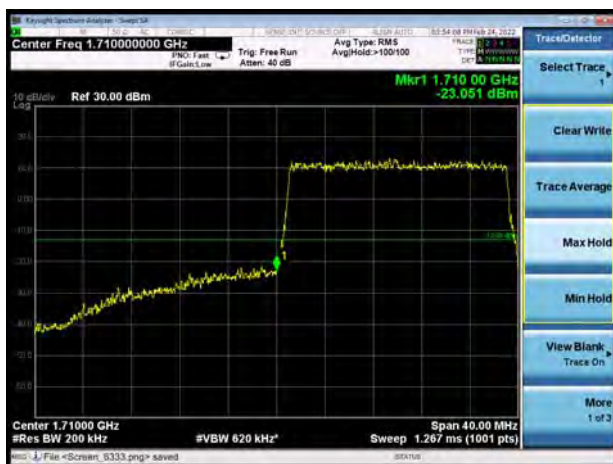
LTE Band 66 16QAM 20MHz CH-Low, 1 RB



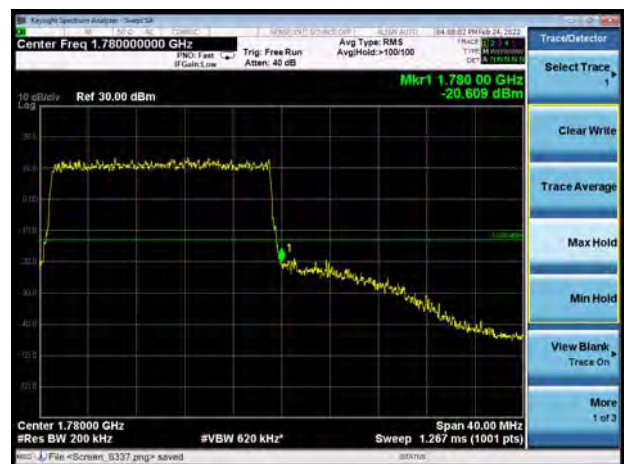
LTE Band 66 16QAM 20MHz CH-High, 1 RB



LTE Band 66 16QAM 20MHz CH-Low, 100%RB



LTE Band 66 16QAM 20MHz CH-High, 100%RB



6.4 Peak-to-Average Power Ratio (PAPR)

WCDMA Band IV	Channel	Frequency (MHz)	Peak (dBm)	Avg (dBm)	PAPR (dB)	Limit (dB)	Conclusion
RMC	1312	1712.4	25.37	22.49	2.88	≤13	PASS
	1413	1732.6	25.65	22.70	2.95	≤13	PASS
	1513	1752.6	25.68	22.73	2.95	≤13	PASS

LTE Band 4								
Modulation	Bandwidth (MHz)	Channel	Frequency (MHz)	Peak (dBm)	Avg (dBm)	PAPR (dB)	Limit (dB)	Conclusion
QPSK	1.4	19957	1710.7	26.18	21.63	4.55	≤13	PASS
		20175	1732.5	26.93	21.85	5.08	≤13	PASS
		20393	1754.3	26.77	21.81	4.96	≤13	PASS
	3	19965	1711.5	26.32	21.72	4.60	≤13	PASS
		20175	1732.5	26.96	21.87	5.09	≤13	PASS
		20385	1753.5	26.92	21.90	5.02	≤13	PASS
	5	19975	1712.5	26.47	21.78	4.69	≤13	PASS
		20175	1732.5	27.04	21.92	5.12	≤13	PASS
		20375	1752.5	26.97	21.92	5.05	≤13	PASS
	10	20000	1715	26.67	21.83	4.84	≤13	PASS
		20175	1732.5	27.03	21.95	5.08	≤13	PASS
		20350	1750	27.04	21.98	5.06	≤13	PASS
	15	20025	1717.5	27.07	21.77	5.30	≤13	PASS
		20175	1732.5	27.33	21.89	5.44	≤13	PASS
		20325	1747.5	27.32	21.85	5.47	≤13	PASS
	20	20050	1720	27.05	21.80	5.25	≤13	PASS
		20175	1732.5	27.14	21.83	5.31	≤13	PASS
		20300	1745	27.22	21.93	5.29	≤13	PASS
16QAM	1.4	19957	1710.7	26.13	20.73	5.40	≤13	PASS
		20175	1732.5	26.77	20.85	5.92	≤13	PASS
		20393	1754.3	26.67	20.84	5.83	≤13	PASS
	3	19965	1711.5	26.29	20.78	5.51	≤13	PASS
		20175	1732.5	26.87	20.87	6.00	≤13	PASS
		20385	1753.5	26.83	20.88	5.95	≤13	PASS
	5	19975	1712.5	26.35	20.81	5.54	≤13	PASS
		20175	1732.5	26.88	20.95	5.93	≤13	PASS
		20375	1752.5	26.82	20.93	5.89	≤13	PASS
	10	20000	1715	26.53	20.82	5.71	≤13	PASS



		20175	1732.5	26.87	20.93	5.94	≤13	PASS
		20350	1750	26.86	20.94	5.92	≤13	PASS
	15	20025	1717.5	26.78	20.79	5.99	≤13	PASS
		20175	1732.5	26.99	20.88	6.11	≤13	PASS
		20325	1747.5	27.03	20.95	6.08	≤13	PASS
	20	20050	1720	26.86	20.83	6.03	≤13	PASS
		20175	1732.5	26.95	20.86	6.09	≤13	PASS
		20300	1745	26.98	20.95	6.03	≤13	PASS

LTE Band 7								
Modulation	Bandwidth (MHz)	Channel	Frequency (MHz)	Peak (dBm)	Avg (dBm)	PAPR (dB)	Limit (dB)	Conclusion
QPSK	5	20775	2502.5	24.76	18.90	5.86	≤13	PASS
		21100	2535	24.74	18.89	5.85	≤13	PASS
		21425	2567.5	24.86	18.93	5.93	≤13	PASS
	10	20800	2505	24.52	18.81	5.71	≤13	PASS
		21100	2535	24.52	18.89	5.63	≤13	PASS
		21400	2565	24.68	19.01	5.67	≤13	PASS
	15	20825	2507.5	24.68	18.69	5.99	≤13	PASS
		21100	2535	24.75	18.75	6.00	≤13	PASS
		21375	2562.5	24.80	18.85	5.95	≤13	PASS
	20	20850	2510	24.31	18.78	5.53	≤13	PASS
		21100	2535	24.40	18.74	5.66	≤13	PASS
		21350	2560	24.41	18.80	5.61	≤13	PASS
16QAM	5	20775	2502.5	25.42	18.91	6.51	≤13	PASS
		21100	2535	25.34	18.91	6.43	≤13	PASS
		21425	2567.5	25.42	18.90	6.52	≤13	PASS
	10	20800	2505	25.24	18.82	6.42	≤13	PASS
		21100	2535	25.29	18.91	6.38	≤13	PASS
		21400	2565	25.33	18.95	6.38	≤13	PASS
	15	20825	2507.5	25.05	18.66	6.39	≤13	PASS
		21100	2535	25.21	18.78	6.43	≤13	PASS
		21375	2562.5	25.13	18.76	6.37	≤13	PASS
	20	20850	2510	25.17	18.81	6.36	≤13	PASS
		21100	2535	25.11	18.70	6.41	≤13	PASS



		21350	2560	25.11	18.77	6.34	≤13	PASS
--	--	-------	------	-------	-------	------	-----	------

LTE Band 13								
Modulation	Bandwidth (MHz)	Channel	Frequency (MHz)	Peak (dBm)	Avg (dBm)	PAPR (dB)	Limit (dB)	Conclusion
QPSK	5	23205	779.5	27.09	22.79	4.30	≤13	PASS
		23230	782	27.35	22.77	4.58	≤13	PASS
		23255	784.5	27.51	22.75	4.76	≤13	PASS
	10	23230	782	27.40	22.83	4.57	≤13	PASS
16QAM	5	23205	779.5	27.00	21.84	5.16	≤13	PASS
		23230	782	27.15	21.73	5.42	≤13	PASS
		23255	784.5	27.30	21.74	5.56	≤13	PASS
	10	23230	782	27.24	21.83	5.41	≤13	PASS

LTE Band 38								
Modulation	Bandwidth (MHz)	Channel	Frequency (MHz)	Peak (dBm)	Avg (dBm)	PAPR (dB)	Limit (dB)	Conclusion
QPSK	5	37775	2572.5	26.24	18.67	7.57	≤13	PASS
		38000	2595	26.32	18.78	7.54	≤13	PASS
		38225	2617.5	26.33	18.87	7.46	≤13	PASS
	10	37800	2575	26.16	18.94	7.22	≤13	PASS
		38000	2595	26.23	19.35	6.88	≤13	PASS
		38200	2615	26.18	18.81	7.37	≤13	PASS
	15	37825	2577.5	26.60	19.39	7.21	≤13	PASS
		38000	2595	26.77	19.17	7.60	≤13	PASS
		38175	2612.5	26.83	19.22	7.61	≤13	PASS
	20	37850	2580	26.19	18.75	7.44	≤13	PASS
		38000	2595	26.51	19.43	7.08	≤13	PASS
		38150	2610	26.66	19.46	7.20	≤13	PASS
16QAM	5	37775	2572.5	26.60	17.61	8.99	≤13	PASS
		38000	2595	26.95	19.26	7.69	≤13	PASS
		38225	2617.5	26.72	19.12	7.60	≤13	PASS
	10	37800	2575	26.64	18.02	8.62	≤13	PASS
		38000	2595	26.86	19.18	7.68	≤13	PASS
		38200	2615	26.70	19.11	7.59	≤13	PASS



	15	37825	2577.5	27.02	19.35	7.67	≤13	PASS
		38000	2595	27.17	18.58	8.59	≤13	PASS
		38175	2612.5	27.03	18.12	8.91	≤13	PASS
	20	37850	2580	26.94	19.17	7.77	≤13	PASS
		38000	2595	27.00	18.67	8.33	≤13	PASS
		38150	2610	27.10	18.79	8.31	≤13	PASS

LTE Band 66								
Modulation	Bandwidth (MHz)	Channel	Frequency (MHz)	Peak (dBm)	Avg (dBm)	PAPR (dB)	Limit (dB)	Conclusion
QPSK	1.4	131979	1710.7	26.33	22.44	3.89	≤13	PASS
		132322	1745	27.10	22.38	4.72	≤13	PASS
		132665	1779.3	26.42	22.41	4.01	≤13	PASS
	3	131987	1711.5	26.55	22.56	3.99	≤13	PASS
		132322	1745	27.16	22.42	4.74	≤13	PASS
		132657	1778.5	26.53	22.51	4.02	≤13	PASS
	5	131997	1712.5	26.64	22.57	4.07	≤13	PASS
		132322	1745	27.26	22.47	4.79	≤13	PASS
		132647	1777.5	26.61	22.57	4.04	≤13	PASS
	10	132022	1715	26.82	22.40	4.42	≤13	PASS
		132322	1745	27.21	22.42	4.79	≤13	PASS
		132622	1775	26.83	22.71	4.12	≤13	PASS
	15	132047	1717.5	27.30	22.29	5.01	≤13	PASS
		132322	1745	27.54	22.29	5.25	≤13	PASS
		132597	1772.5	27.23	22.47	4.76	≤13	PASS
	20	132072	1720	27.36	22.35	5.01	≤13	PASS
		132322	1745	27.33	22.23	5.10	≤13	PASS
		132572	1770	27.35	22.44	4.91	≤13	PASS
16QAM	1.4	131979	1710.7	26.24	21.37	4.87	≤13	PASS
		132322	1745	26.97	21.43	5.54	≤13	PASS
		132665	1779.3	26.38	21.56	4.82	≤13	PASS
	3	131987	1711.5	26.46	21.61	4.85	≤13	PASS
		132322	1745	27.05	21.49	5.56	≤13	PASS
		132657	1778.5	26.50	21.67	4.83	≤13	PASS
	5	131997	1712.5	26.51	21.55	4.96	≤13	PASS
		132322	1745	27.07	21.45	5.62	≤13	PASS
		132647	1777.5	26.55	21.67	4.88	≤13	PASS
	10	132022	1715	26.68	21.41	5.27	≤13	PASS



		132322	1745	27.09	21.47	5.62	≤13	PASS
		132622	1775	26.70	21.69	5.01	≤13	PASS
	15	132047	1717.5	26.95	21.29	5.66	≤13	PASS
		132322	1745	27.14	21.25	5.89	≤13	PASS
		132597	1772.5	26.92	21.45	5.47	≤13	PASS
	20	132072	1720	27.13	21.35	5.78	≤13	PASS
		132322	1745	27.13	21.22	5.91	≤13	PASS
		132572	1770	27.14	21.49	5.65	≤13	PASS

6.5 Frequency Stability

WCDMA Band IV						
Condition		Freq.Error (Hz)	Freq.Error (Hz)	Frequency Stability (ppm)	Frequency Stability (ppm)	Verdict
Temperature	Voltage	QPSK	BPSK	QPSK	BPSK	
Normal (25°C)	Normal	7.30	12.13	0.00421	0.00700	PASS
Extreme (35°C)		14.32	1.99	0.00826	0.00115	PASS
Extreme (30°C)		12.93	4.95	0.00746	0.00286	PASS
Extreme (20°C)		5.88	15.20	0.00339	0.00877	PASS
Extreme (10°C)		2.28	7.48	0.00131	0.00432	PASS
Extreme (0°C)		5.06	2.78	0.00292	0.00161	PASS
25°C	LV	6.53	9.50	0.00377	0.00549	PASS
	HV	13.57	3.05	0.00783	0.00176	PASS

LTE Band 4						
Condition		Freq.Error (Hz)	Freq.Error (Hz)	Frequency Stability (ppm)	Frequency Stability (ppm)	Verdict
BANDWIDTH	1.4MHz	16QAM	QPSK	16QAM	QPSK	
Normal (25°C)	Normal	13.33	9.28	0.00770	0.00536	PASS
Extreme (35°C)		7.91	16.07	0.00457	0.00928	PASS
Extreme (30°C)		2.15	13.37	0.00124	0.00772	PASS
Extreme (20°C)		16.36	7.32	0.00944	0.00422	PASS
Extreme (10°C)		7.59	15.52	0.00438	0.00896	PASS
Extreme (0°C)		5.45	13.17	0.00314	0.00760	PASS
25°C	LV	11.43	3.97	0.00660	0.00229	PASS
	HV	5.87	12.55	0.00339	0.00724	PASS
Condition		Freq.Error (Hz)	Freq.Error (Hz)	Frequency Stability (ppm)	Frequency Stability (ppm)	Verdict
BANDWIDTH	3MHz	16QAM	QPSK	16QAM	QPSK	
Normal (25°C)	Normal	9.11	3.89	0.00526	0.00225	PASS
Extreme (35°C)		13.06	1.29	0.00754	0.00075	PASS
Extreme (30°C)		13.07	13.14	0.00754	0.00759	PASS
Extreme (20°C)		14.47	13.77	0.00835	0.00795	PASS
Extreme (10°C)		8.31	1.97	0.00480	0.00114	PASS
Extreme (0°C)		2.70	13.21	0.00156	0.00763	PASS
25°C	LV	7.63	15.93	0.00440	0.00920	PASS
	HV	4.36	16.23	0.00252	0.00937	PASS
Condition		Freq.Error	Freq.Error	Frequency	Frequency	Verdict



Condition		Freq.Error (Hz)	Freq.Error (Hz)	Frequency Stability (ppm)	Frequency Stability (ppm)	Verdict
BANDWIDTH	5MHz					
Temperature	Voltage	16QAM	QPSK	16QAM	QPSK	
Normal (25°C)	Normal	9.37	6.31	0.00541	0.00364	PASS
Extreme (35°C)		8.81	10.50	0.00509	0.00606	PASS
Extreme (30°C)		5.54	4.56	0.00320	0.00263	PASS
Extreme (20°C)		1.30	10.02	0.00075	0.00578	PASS
Extreme (10°C)		1.97	2.77	0.00114	0.00160	PASS
Extreme (0°C)		6.72	1.59	0.00388	0.00092	PASS
25°C	LV	13.72	16.74	0.00792	0.00966	PASS
	HV	13.89	4.81	0.00802	0.00278	PASS
Condition		Freq.Error (Hz)	Freq.Error (Hz)	Frequency Stability (ppm)	Frequency Stability (ppm)	Verdict
BANDWIDTH	10MHz					
Temperature	Voltage	16QAM	QPSK	16QAM	QPSK	
Normal (25°C)	Normal	12.62	9.56	0.00728	0.00552	PASS
Extreme (35°C)		7.96	16.33	0.00459	0.00942	PASS
Extreme (30°C)		16.28	3.41	0.00940	0.00197	PASS
Extreme (20°C)		10.40	12.69	0.00601	0.00732	PASS
Extreme (10°C)		15.39	11.67	0.00888	0.00673	PASS
Extreme (0°C)		8.52	9.66	0.00492	0.00558	PASS
25°C	LV	4.79	12.69	0.00277	0.00732	PASS
	HV	8.27	2.10	0.00478	0.00121	PASS
Condition		Freq.Error (Hz)	Freq.Error (Hz)	Frequency Stability (ppm)	Frequency Stability (ppm)	Verdict
BANDWIDTH	15MHz					
Temperature	Voltage	16QAM	QPSK	16QAM	QPSK	
Normal (25°C)	Normal	15.95	2.65	0.00921	0.00153	PASS
Extreme (35°C)		9.64	10.94	0.00557	0.00632	PASS
Extreme (30°C)		12.77	3.27	0.00737	0.00189	PASS
Extreme (20°C)		1.46	4.78	0.00084	0.00276	PASS
Extreme (10°C)		6.35	6.55	0.00366	0.00378	PASS
Extreme (0°C)		11.14	7.63	0.00643	0.00440	PASS
25°C	LV	9.87	13.33	0.00570	0.00769	PASS
	HV	5.25	17.76	0.00303	0.01025	PASS
Condition		Freq.Error (Hz)	Freq.Error (Hz)	Frequency Stability (ppm)	Frequency Stability (ppm)	Verdict
BANDWIDTH	20MHz					
Temperature	Voltage	16QAM	QPSK	16QAM	QPSK	
Normal (25°C)	Normal	9.15	11.86	0.00528	0.00685	PASS
Extreme (35°C)		9.45	12.78	0.00545	0.00737	PASS
Extreme (30°C)		10.85	5.96	0.00626	0.00344	PASS
Extreme (20°C)		16.39	4.76	0.00946	0.00274	PASS



Extreme (10°C)		2.22	8.90	0.00128	0.00514	PASS
Extreme (0°C)		2.55	6.66	0.00147	0.00384	PASS
25°C	LV	13.12	3.64	0.00757	0.00210	PASS
	HV	14.19	17.52	0.00819	0.01011	PASS

LTE Band 7						
Condition		Freq.Error (Hz)	Freq.Error (Hz)	Frequency Stability (ppm)	Frequency Stability (ppm)	Verdict
BANDWIDTH	5MHz					
Temperature	Voltage	16QAM	QPSK	16QAM	QPSK	
Normal (25°C)	Normal	15.61	5.61	0.00616	0.00221	PASS
Extreme (35°C)		13.33	1.02	0.00526	0.00040	PASS
Extreme (30°C)		4.56	14.15	0.00180	0.00558	PASS
Extreme (20°C)		13.68	7.51	0.00540	0.00296	PASS
Extreme (10°C)		1.51	1.81	0.00060	0.00071	PASS
Extreme (0°C)		14.84	14.73	0.00586	0.00581	PASS
25°C	LV	7.87	8.77	0.00310	0.00346	PASS
	HV	3.51	4.11	0.00139	0.00162	PASS
Condition		Freq.Error (Hz)	Freq.Error (Hz)	Frequency Stability (ppm)	Frequency Stability (ppm)	Verdict
BANDWIDTH	10MHz					
Temperature	Voltage	16QAM	QPSK	16QAM	QPSK	
Normal (25°C)	Normal	5.54	7.99	0.00219	0.00315	PASS
Extreme (35°C)		8.87	16.29	0.00350	0.00642	PASS
Extreme (30°C)		4.18	4.97	0.00165	0.00196	PASS
Extreme (20°C)		2.91	4.73	0.00115	0.00187	PASS
Extreme (10°C)		7.67	1.37	0.00303	0.00054	PASS
Extreme (0°C)		11.61	7.10	0.00458	0.00280	PASS
25°C	LV	16.14	4.06	0.00637	0.00160	PASS
	HV	10.01	5.16	0.00395	0.00203	PASS
Condition		Freq.Error (Hz)	Freq.Error (Hz)	Frequency Stability (ppm)	Frequency Stability (ppm)	Verdict
BANDWIDTH	15MHz					
Temperature	Voltage	16QAM	QPSK	16QAM	QPSK	
Normal (25°C)	Normal	10.40	3.47	0.00410	0.00137	PASS
Extreme (35°C)		10.62	1.47	0.00419	0.00058	PASS
Extreme (30°C)		2.24	14.84	0.00088	0.00586	PASS
Extreme (20°C)		4.72	3.31	0.00186	0.00130	PASS
Extreme (10°C)		5.57	11.03	0.00220	0.00435	PASS
Extreme (0°C)		1.98	16.83	0.00078	0.00664	PASS
25°C	LV	4.87	12.23	0.00192	0.00482	PASS
	HV	5.58	4.01	0.00220	0.00158	PASS
Condition		Freq.Error	Freq.Error	Frequency	Frequency	Verdict



Condition		Freq.Error (Hz)	Freq.Error (Hz)	Frequency Stability (ppm)	Frequency Stability (ppm)	Verdict
BANDWIDTH	5MHz	(Hz)	(Hz)	(ppm)	(ppm)	
Temperature	Voltage	16QAM	QPSK	16QAM	QPSK	
Normal (25°C)	Normal	6.03	13.51	0.00238	0.00533	PASS
		6.35	9.37	0.00250	0.00370	PASS
		5.06	1.25	0.00199	0.00049	PASS
		3.91	13.27	0.00154	0.00523	PASS
		14.69	2.80	0.00579	0.00110	PASS
		12.47	1.30	0.00492	0.00051	PASS
		25°C	LV	2.99	12.57	0.00118
	HV	3.09	3.33	0.00122	0.00131	PASS

LTE Band 13						
Condition		Freq.Error (Hz)	Freq.Error (Hz)	Frequency Stability (ppm)	Frequency Stability (ppm)	Verdict
BANDWIDTH	5MHz	(Hz)	(Hz)	(ppm)	(ppm)	
Temperature	Voltage	16QAM	QPSK	16QAM	QPSK	
Normal (25°C)	Normal	16.41	12.09	0.00647	0.00477	PASS
		4.70	10.66	0.00186	0.00420	PASS
		2.13	9.91	0.00084	0.00391	PASS
		5.35	14.47	0.00211	0.00571	PASS
		16.09	4.06	0.00635	0.00160	PASS
		12.50	6.23	0.00493	0.00246	PASS
		25°C	LV	1.54	8.64	0.00061
	HV	15.75	8.45	0.00621	0.00333	PASS

LTE Band 38						
Condition		Freq.Error (Hz)	Freq.Error (Hz)	Frequency Stability (ppm)	Frequency Stability (ppm)	Verdict
BANDWIDTH	10MHz	(Hz)	(Hz)	(ppm)	(ppm)	
Temperature	Voltage	16QAM	QPSK	16QAM	QPSK	
Normal (25°C)	Normal	7.97	1.92	0.00314	0.00076	PASS
		16.85	14.83	0.00665	0.00585	PASS
		6.18	11.33	0.00244	0.00447	PASS
		5.50	15.44	0.00217	0.00609	PASS
		8.54	1.28	0.00337	0.00050	PASS
		9.92	11.88	0.00391	0.00469	PASS
		25°C	LV	12.76	1.37	0.00503
	HV	3.54	12.53	0.00140	0.00494	PASS



Normal (25°C)	Normal	1.94	11.21	0.00075	0.00432	PASS
Extreme (35°C)		3.64	1.53	0.00140	0.00059	PASS
Extreme (30°C)		15.07	16.43	0.00581	0.00633	PASS
Extreme (20°C)		6.69	12.42	0.00258	0.00479	PASS
Extreme (10°C)		16.63	16.01	0.00641	0.00617	PASS
Extreme (0°C)		4.20	1.54	0.00162	0.00059	PASS
25°C	LV	15.92	15.60	0.00614	0.00601	PASS
	HV	6.35	5.95	0.00245	0.00229	PASS
Condition		Freq.Error (Hz)	Freq.Error (Hz)	Frequency Stability (ppm)	Frequency Stability (ppm)	Verdict
BANDWIDTH	10MHz					
Temperature	Voltage	16QAM	QPSK	16QAM	QPSK	
Normal (25°C)	Normal	11.82	1.49	0.00455	0.00057	PASS
Extreme (35°C)		15.20	11.11	0.00586	0.00428	PASS
Extreme (30°C)		10.58	16.25	0.00408	0.00626	PASS
Extreme (20°C)		13.80	7.45	0.00532	0.00287	PASS
Extreme (10°C)		12.61	14.65	0.00486	0.00564	PASS
Extreme (0°C)		10.19	17.81	0.00393	0.00686	PASS
25°C	LV	11.25	6.68	0.00434	0.00257	PASS
	HV	12.10	10.23	0.00466	0.00394	PASS
Condition		Freq.Error (Hz)	Freq.Error (Hz)	Frequency Stability (ppm)	Frequency Stability (ppm)	Verdict
BANDWIDTH	15MHz					
Temperature	Voltage	16QAM	QPSK	16QAM	QPSK	
Normal (25°C)	Normal	14.77	3.69	0.00569	0.00142	PASS
Extreme (35°C)		7.50	17.01	0.00289	0.00656	PASS
Extreme (30°C)		11.99	2.14	0.00462	0.00082	PASS
Extreme (20°C)		9.51	4.25	0.00367	0.00164	PASS
Extreme (10°C)		7.98	12.20	0.00307	0.00470	PASS
Extreme (0°C)		3.40	4.66	0.00131	0.00179	PASS
25°C	LV	16.57	3.42	0.00638	0.00132	PASS
	HV	9.01	6.14	0.00347	0.00237	PASS
Condition		Freq.Error (Hz)	Freq.Error (Hz)	Frequency Stability (ppm)	Frequency Stability (ppm)	Verdict
BANDWIDTH	20MHz					
Temperature	Voltage	16QAM	QPSK	16QAM	QPSK	
Normal (25°C)	Normal	12.00	10.70	0.00462	0.00412	PASS
Extreme (35°C)		9.00	7.58	0.00347	0.00292	PASS
Extreme (30°C)		11.00	14.13	0.00424	0.00544	PASS
Extreme (20°C)		14.00	10.38	0.00539	0.00400	PASS
Extreme (10°C)		6.00	5.00	0.00231	0.00193	PASS
Extreme (0°C)		5.00	8.13	0.00193	0.00313	PASS
25°C	LV	3.00	1.49	0.00116	0.00057	PASS



	HV	17.00	14.30	0.00655	0.00551	PASS
--	----	-------	-------	---------	---------	------

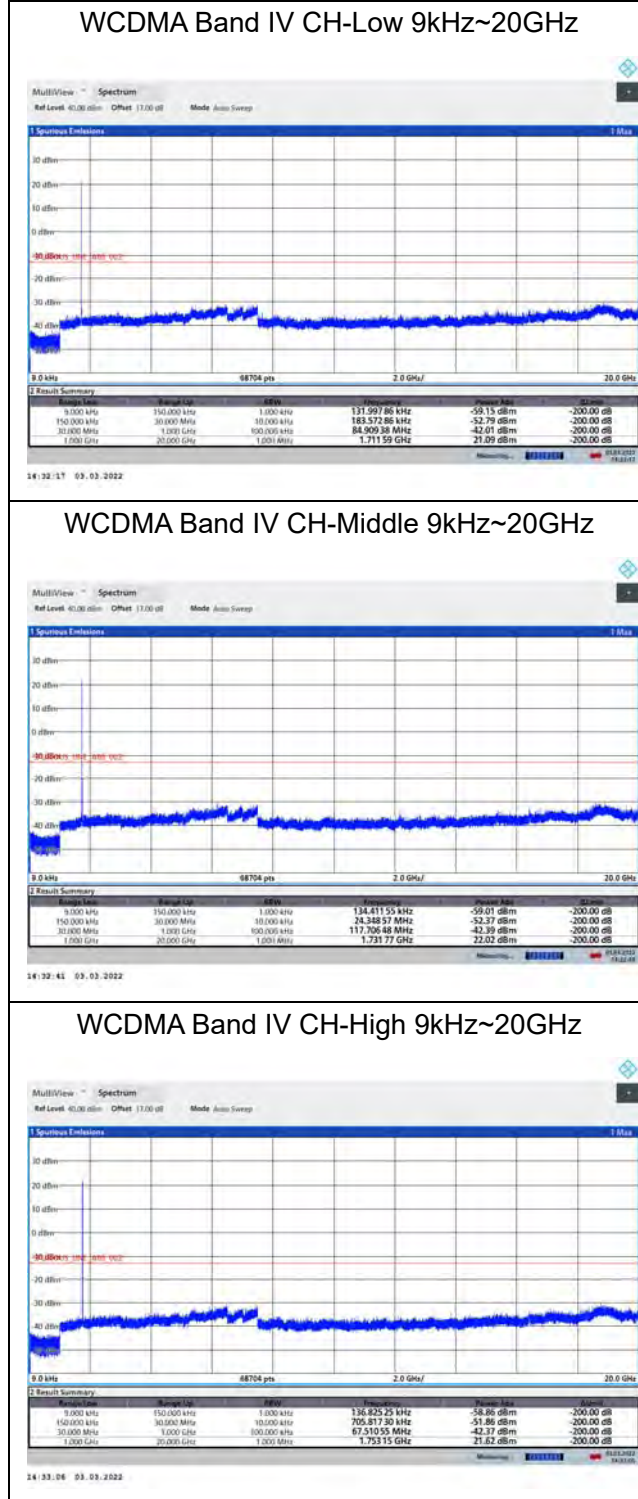
LTE Band 66						
Condition		Freq.Error (Hz)	Freq.Error (Hz)	Frequency Stability (ppm)	Frequency Stability (ppm)	Verdict
BANDWIDTH	1.4MHz					
Temperature	Voltage	16QAM	QPSK	16QAM	QPSK	
Normal (25°C)	Normal	13.32	11.32	0.00763	0.00649	PASS
Extreme (35°C)		17.77	5.91	0.01019	0.00339	PASS
Extreme (30°C)		17.98	6.72	0.01030	0.00385	PASS
Extreme (20°C)		3.07	8.16	0.00176	0.00468	PASS
Extreme (10°C)		10.38	13.88	0.00595	0.00796	PASS
Extreme (0°C)		12.57	10.56	0.00721	0.00605	PASS
25°C	LV	11.07	7.79	0.00634	0.00446	PASS
	HV	4.33	12.29	0.00248	0.00704	PASS
Condition		Freq.Error (Hz)	Freq.Error (Hz)	Frequency Stability (ppm)	Frequency Stability (ppm)	Verdict
BANDWIDTH	3MHz					
Temperature	Voltage	16QAM	QPSK	16QAM	QPSK	
Normal (25°C)	Normal	15.84	4.65	0.00908	0.00267	PASS
Extreme (35°C)		1.00	13.71	0.00057	0.00786	PASS
Extreme (30°C)		2.92	12.46	0.00167	0.00714	PASS
Extreme (20°C)		17.63	15.68	0.01010	0.00899	PASS
Extreme (10°C)		4.92	13.06	0.00282	0.00749	PASS
Extreme (0°C)		13.30	4.83	0.00762	0.00277	PASS
25°C	LV	17.20	12.52	0.00986	0.00718	PASS
	HV	17.28	8.65	0.00990	0.00496	PASS
Condition		Freq.Error (Hz)	Freq.Error (Hz)	Frequency Stability (ppm)	Frequency Stability (ppm)	Verdict
BANDWIDTH	5MHz					
Temperature	Voltage	16QAM	QPSK	16QAM	QPSK	
Normal (25°C)	Normal	15.39	12.17	0.00882	0.00698	PASS
Extreme (35°C)		12.86	4.52	0.00737	0.00259	PASS
Extreme (30°C)		9.20	1.82	0.00527	0.00104	PASS
Extreme (20°C)		9.77	11.80	0.00560	0.00676	PASS
Extreme (10°C)		4.72	11.22	0.00271	0.00643	PASS
Extreme (0°C)		13.93	8.34	0.00798	0.00478	PASS
25°C	LV	4.38	11.13	0.00251	0.00638	PASS
	HV	3.87	10.15	0.00222	0.00581	PASS



Condition		Freq.Error (Hz)	Freq.Error (Hz)	Frequency Stability (ppm)	Frequency Stability (ppm)	Verdict
BANDWIDTH	10MHz					
Temperature	Voltage	16QAM	QPSK	16QAM	QPSK	
Normal (25°C)	Normal	12.88	12.41	0.00738	0.00711	PASS
Extreme (35°C)		16.02	10.27	0.00918	0.00589	PASS
Extreme (30°C)		8.24	3.34	0.00472	0.00191	PASS
Extreme (20°C)		9.67	11.55	0.00554	0.00662	PASS
Extreme (10°C)		4.79	10.59	0.00275	0.00607	PASS
Extreme (0°C)		15.81	8.97	0.00906	0.00514	PASS
25°C	LV	8.48	7.05	0.00486	0.00404	PASS
	HV	2.87	6.48	0.00165	0.00372	PASS
Condition		Freq.Error (Hz)	Freq.Error (Hz)	Frequency Stability (ppm)	Frequency Stability (ppm)	Verdict
BANDWIDTH	15MHz					
Temperature	Voltage	16QAM	QPSK	16QAM	QPSK	
Normal (25°C)	Normal	10.32	14.67	0.00591	0.00841	PASS
Extreme (35°C)		2.67	7.34	0.00153	0.00421	PASS
Extreme (30°C)		8.91	1.67	0.00510	0.00095	PASS
Extreme (20°C)		8.48	13.57	0.00486	0.00778	PASS
Extreme (10°C)		7.19	3.48	0.00412	0.00199	PASS
Extreme (0°C)		4.10	1.01	0.00235	0.00058	PASS
25°C	LV	17.09	2.36	0.00980	0.00135	PASS
	HV	2.79	4.21	0.00160	0.00241	PASS
Condition		Freq.Error (Hz)	Freq.Error (Hz)	Frequency Stability (ppm)	Frequency Stability (ppm)	Verdict
BANDWIDTH	20MHz					
Temperature	Voltage	16QAM	QPSK	16QAM	QPSK	
Normal (25°C)	Normal	2.00	17.15	0.00115	0.00983	PASS
Extreme (35°C)		9.00	2.22	0.00516	0.00127	PASS
Extreme (30°C)		4.00	15.29	0.00229	0.00876	PASS
Extreme (20°C)		15.00	8.80	0.00860	0.00504	PASS
Extreme (10°C)		17.00	13.31	0.00974	0.00763	PASS
Extreme (0°C)		3.00	2.82	0.00172	0.00162	PASS
25°C	LV	17.00	2.27	0.00974	0.00130	PASS
	HV	10.00	9.97	0.00573	0.00571	PASS

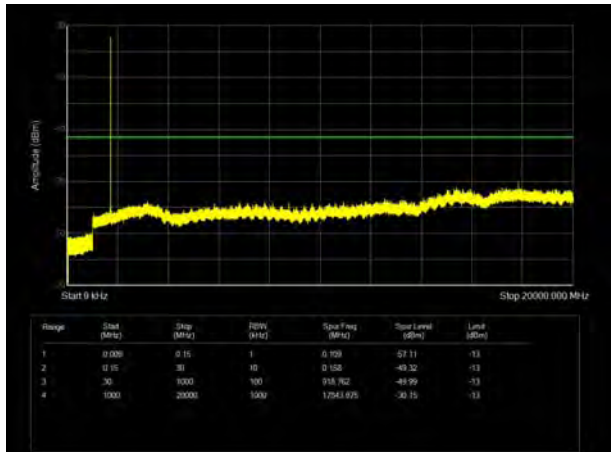
6.6 Spurious Emissions at Antenna Terminals

Sweep the whole frequency band through the range from 9kHz to the 10th harmonic of the carrier, the emissions more than 20 dB below the limit are not reported. The signal beyond the limit is carrier.

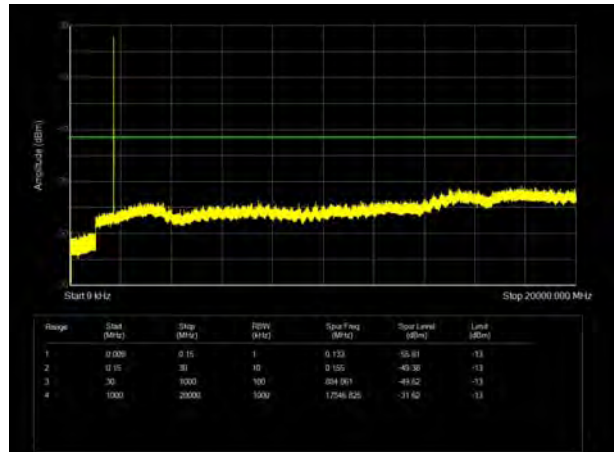




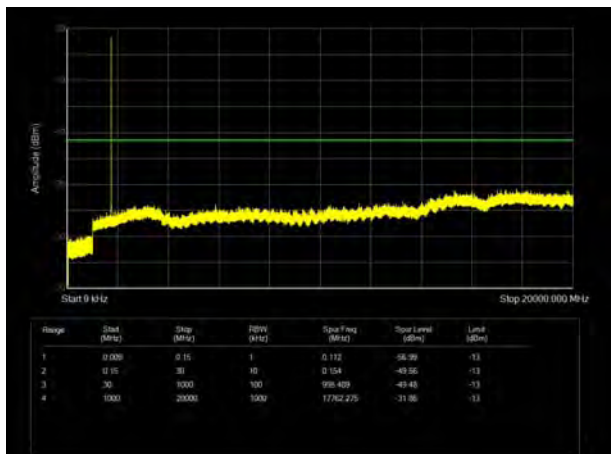
LTE Band 4 1.4MHz CH-Low 9kHz~20GHz



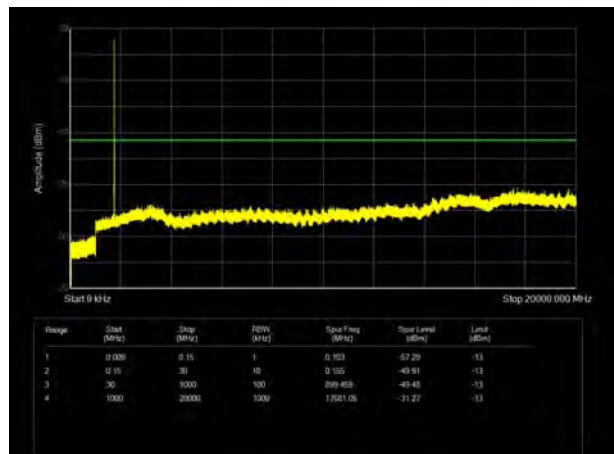
LTE Band 4 3MHz CH- Low 9kHz~20GHz



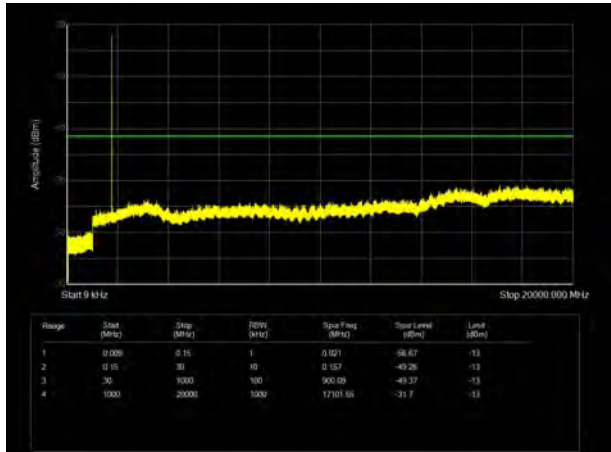
LTE Band 4 1.4MHz CH- Middle 9kHz~20GHz



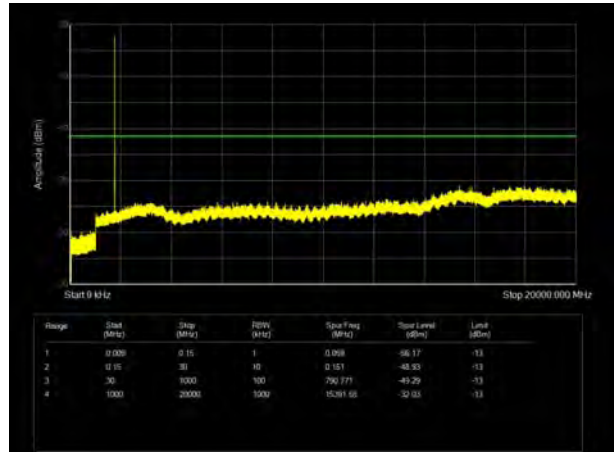
LTE Band 4 3MHz CH- Middle 9kHz~20GHz



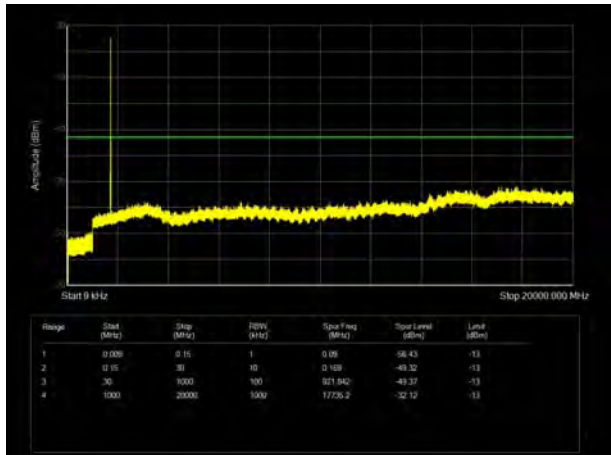
LTE Band 4 1.4MHz CH- High 9kHz~20GHz



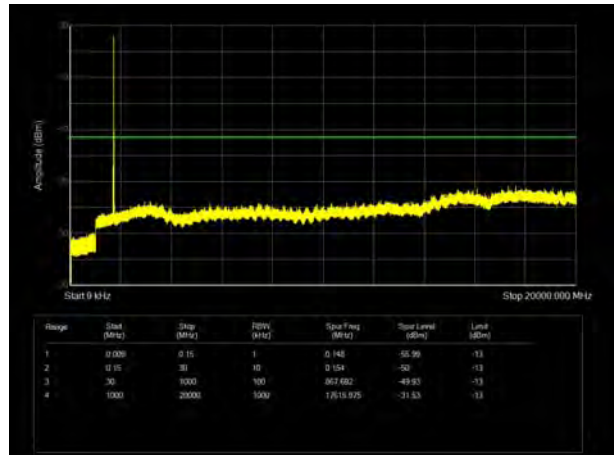
LTE Band 4 3MHz CH-High 9kHz~20GHz



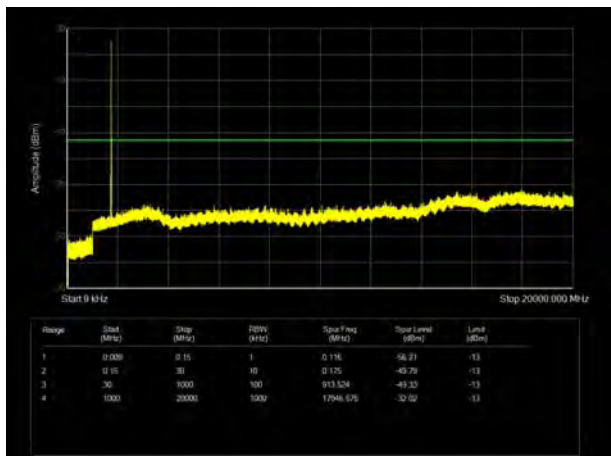
LTE Band 4 5MHz CH- Low 9kHz~20GHz



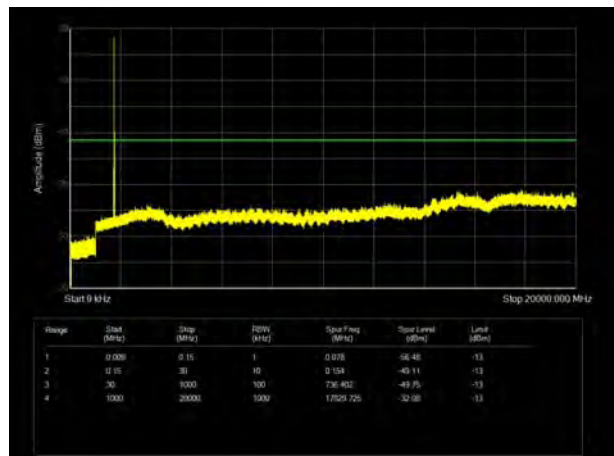
LTE Band 4 10MHz CH-Low 9kHz~20GHz



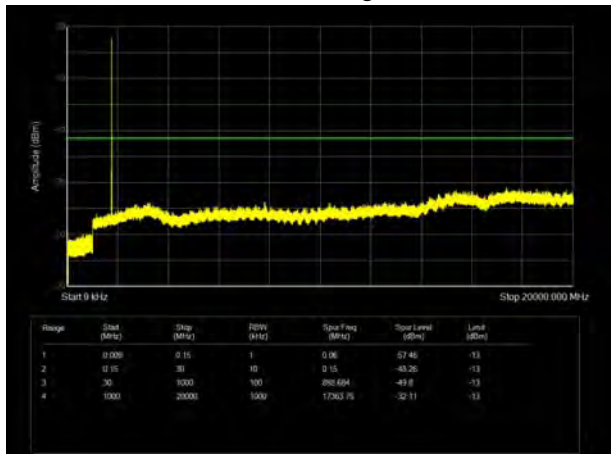
LTE Band 4 5MHz CH- Middle 9kHz~20GHz



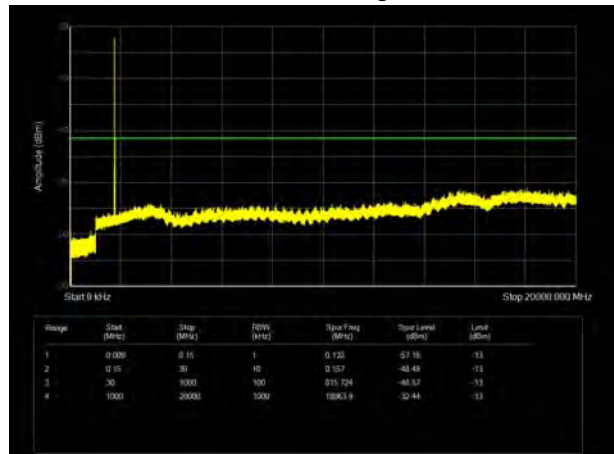
LTE Band 4 10MHz CH- Middle 9kHz~20GHz



LTE Band 4 5MHz CH-High 9kHz~20GHz

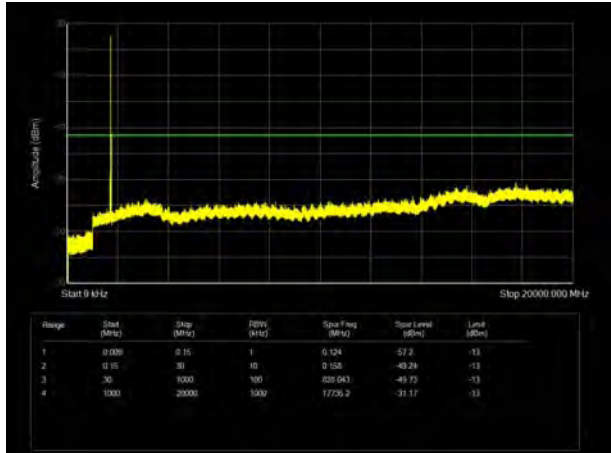


LTE Band 4 10MHz CH- High 9kHz~20GHz

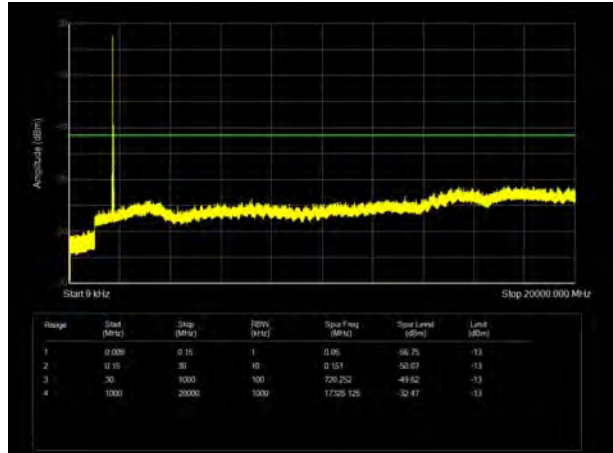




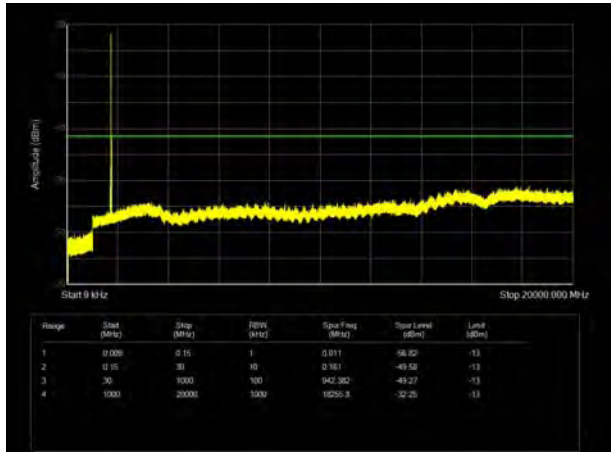
LTE Band 4 15MHz CH- Low 9kHz~20GHz



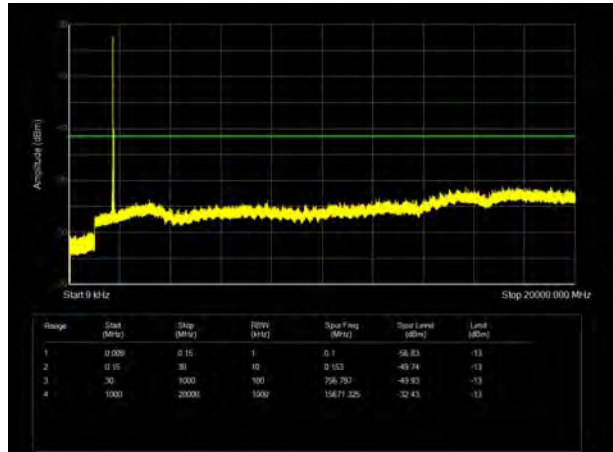
LTE Band 4 20MHz CH-Low 9kHz~20GHz



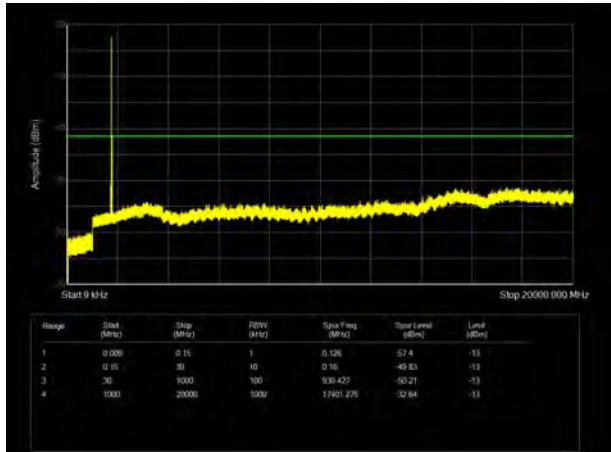
LTE Band 4 15MHz CH- Middle 9kHz~20GHz



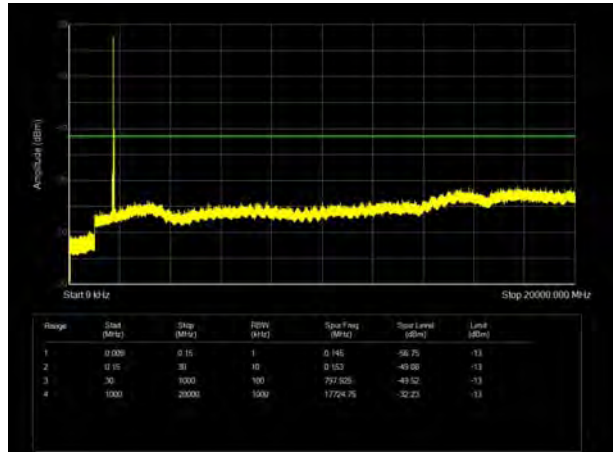
LTE Band 4 20MHz CH- Middle 9kHz~20GHz



LTE Band 4 15MHz CH-High 9kHz~20GHz

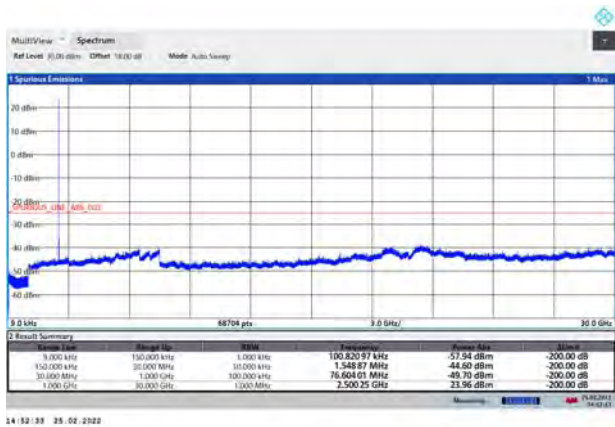


LTE Band 4 20MHz CH- High 9kHz~20GHz





LTE Band 7 5MHz CH- Low 9kHz~30GHz



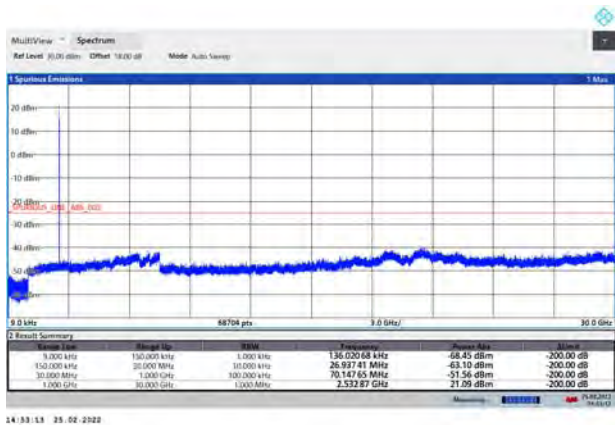
14:52:39 25.02.2022

LTE Band 7 10MHz CH-Low 9kHz~30GHz



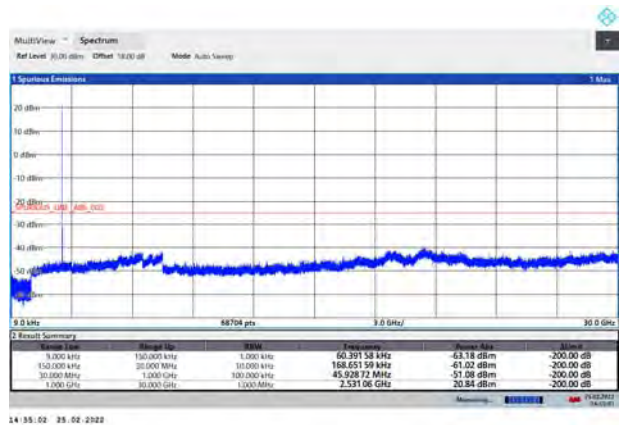
14:54:38 25.02.2022

LTE Band 7 5MHz CH- Middle 9kHz~30GHz



14:53:13 25.02.2022

LTE Band 7 10MHz CH- Middle 9kHz~30GHz



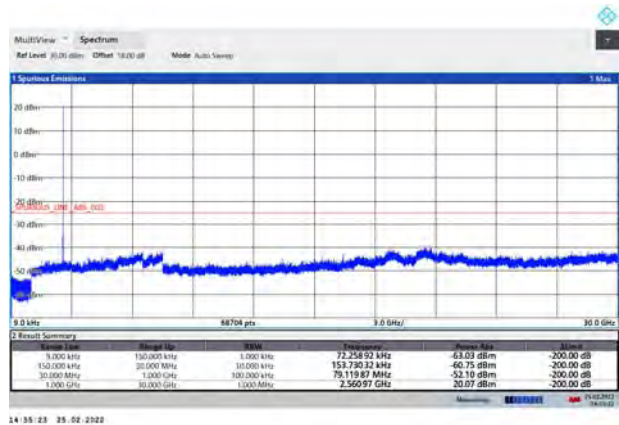
14:55:02 25.02.2022

LTE Band 7 5MHz CH-High 9kHz~30GHz



14:53:34 25.02.2022

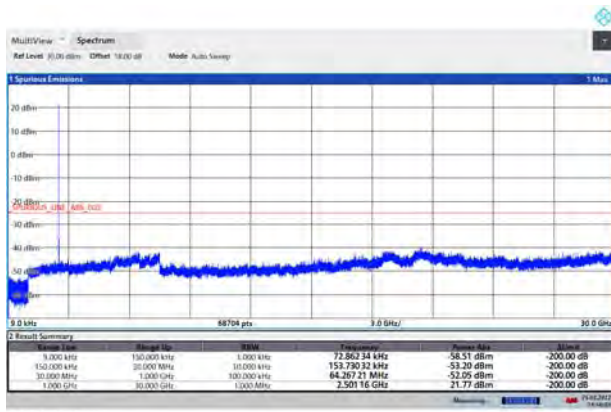
LTE Band 7 10MHz CH- High 9kHz~30GHz



14:55:23 25.02.2022

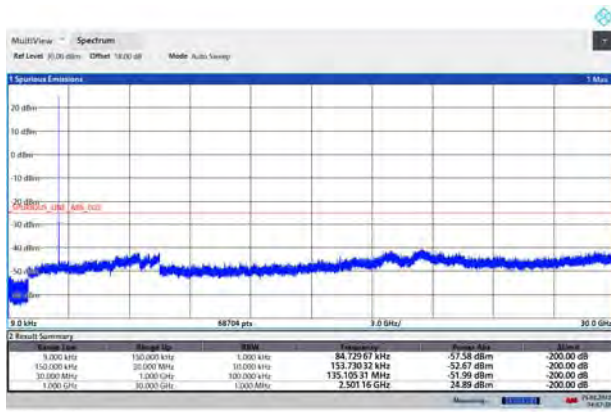


LTE Band 7 15MHz CH- Low 9kHz~30GHz



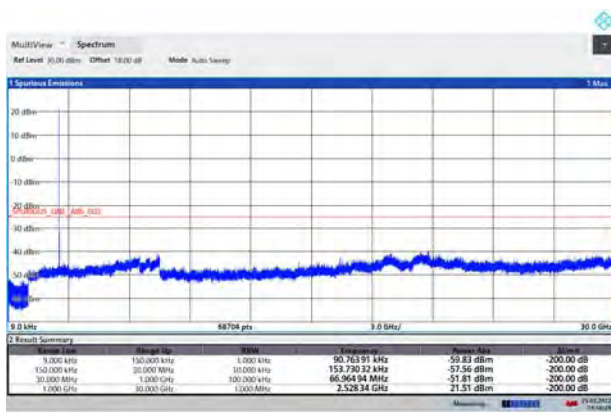
14:58:54 25.02.2022

LTE Band 7 20MHz CH-Low 9kHz~30GHz



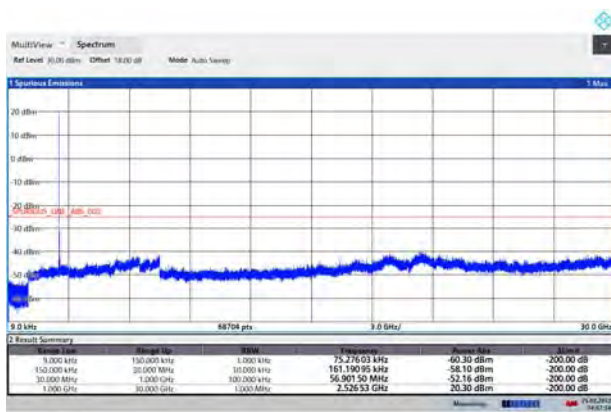
14:57:51 25.02.2022

LTE Band 7 15MHz CH- Middle 9kHz~30GHz



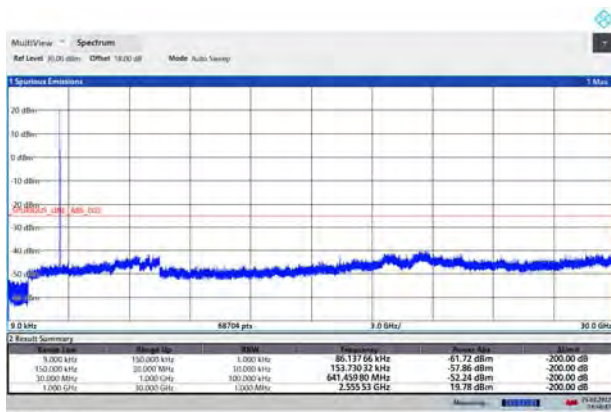
14:58:24 25.02.2022

LTE Band 7 20MHz CH- Middle 9kHz~30GHz



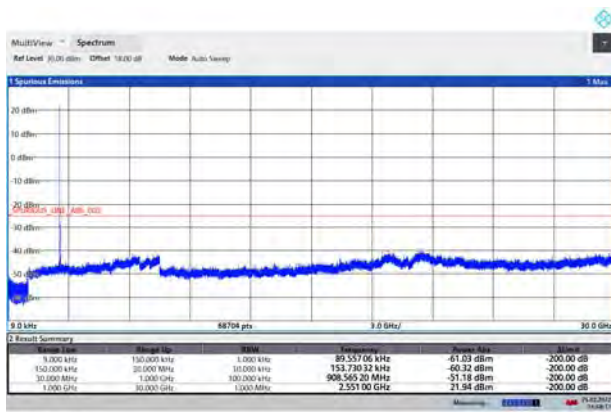
14:57:55 25.02.2022

LTE Band 7 15MHz CH-High 9kHz~30GHz



14:58:47 25.02.2022

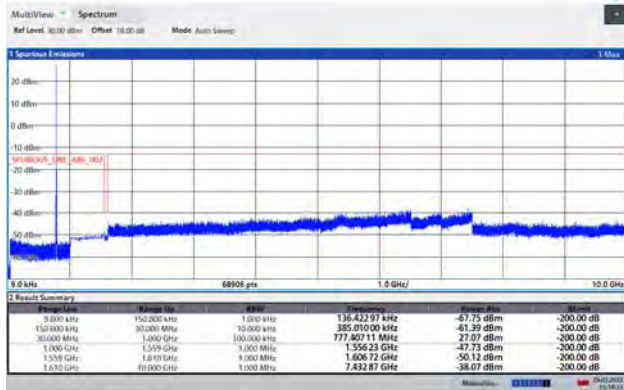
LTE Band 7 20MHz CH- High 9kHz~30GHz



14:58:17 25.02.2022

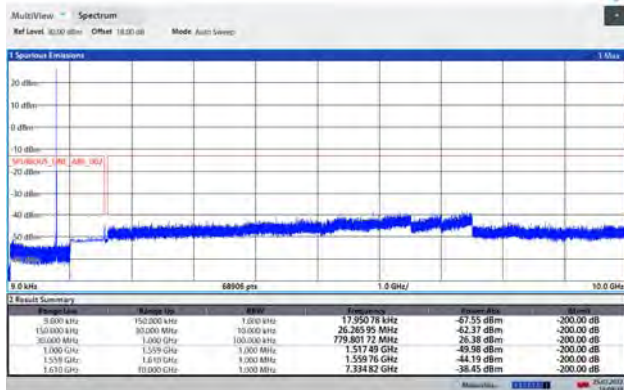


LTE Band 13 5MHz CH-Low 9kHz ~10GHz



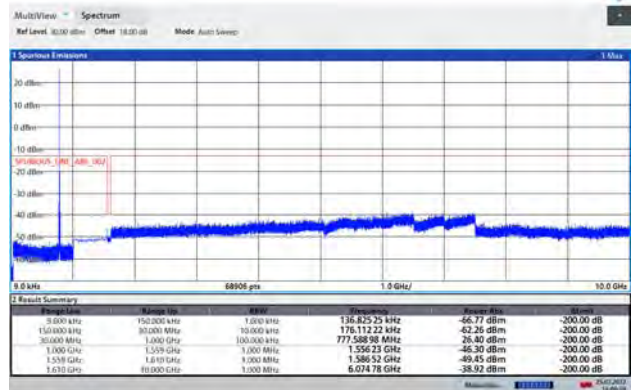
15:10:24 25.02.2022

LTE Band 13 5MHz CH-Middle 9kHz ~10GHz



15:10:38 25.02.2022

LTE Band 13 10MHz CH-Middle 9kHz ~10GHz



15:10:00 25.02.2022

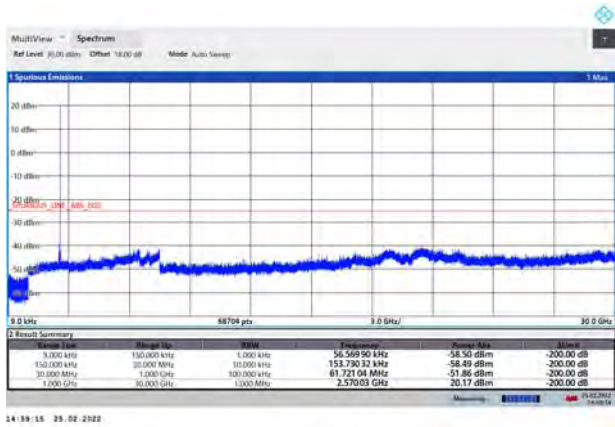
LTE Band 13 5MHz CH-High 9kHz ~10GHz



15:09:18 25.02.2022

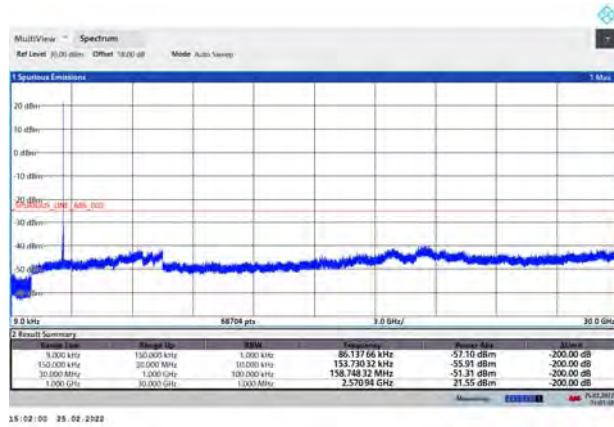


LTE Band 38 5MHz CH-Low 9kHz~30GHz



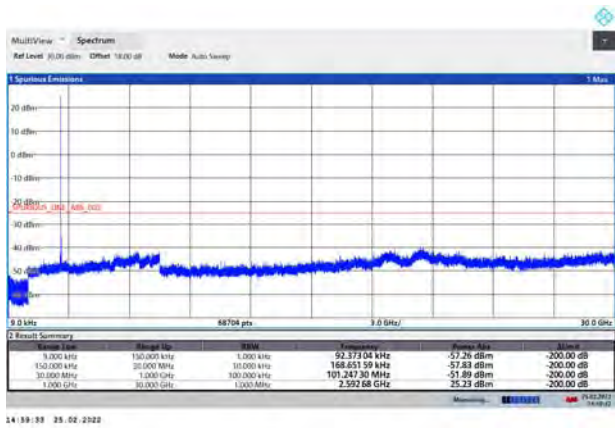
14:39:15 25.02.2022

LTE Band 38 10MHz CH- Low 9kHz~30GHz



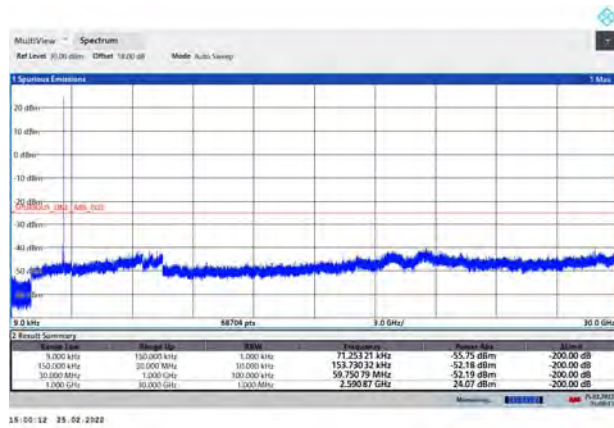
15:02:00 25.02.2022

LTE Band 38 5MHz CH- Middle 9kHz~30GHz



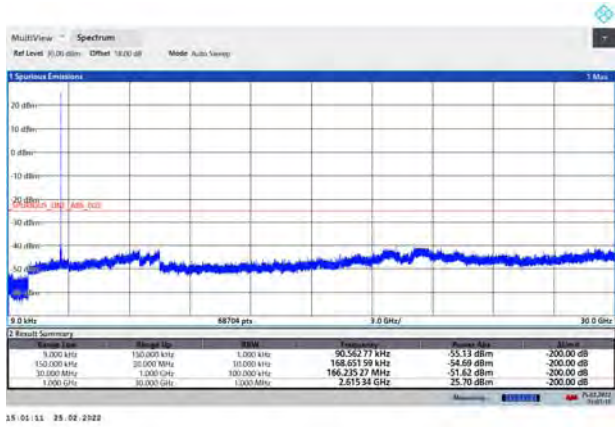
14:39:33 25.02.2022

LTE Band 38 10MHz CH- Middle 9kHz~30GHz



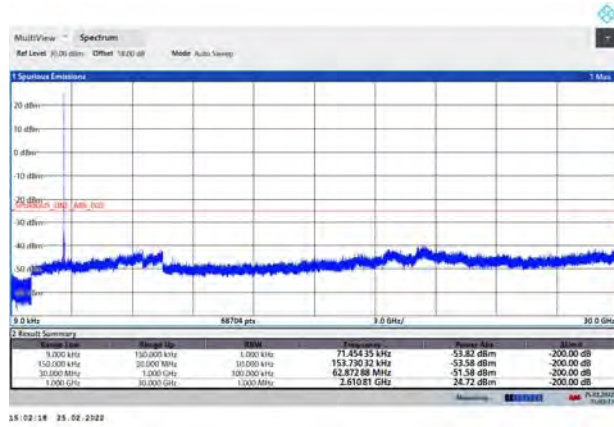
15:02:12 25.02.2022

LTE Band 38 15MHz CH- High 9kHz~30GHz



15:01:13 25.02.2022

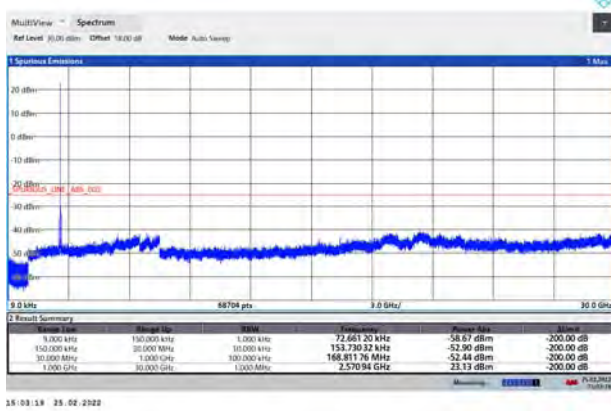
LTE Band 38 10MHz CH-High 9kHz~30GHz



15:02:18 25.02.2022

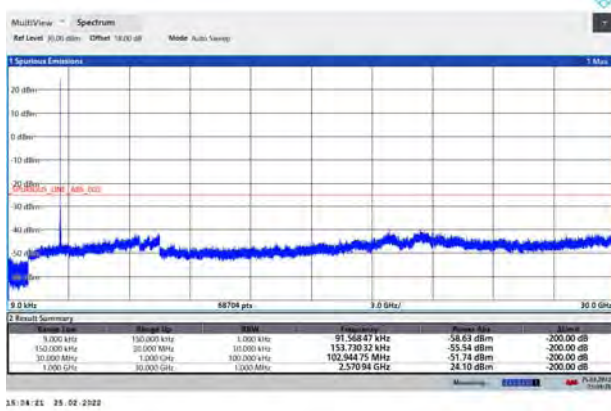


LTE Band 38 15MHz CH- Low 9kHz~30GHz



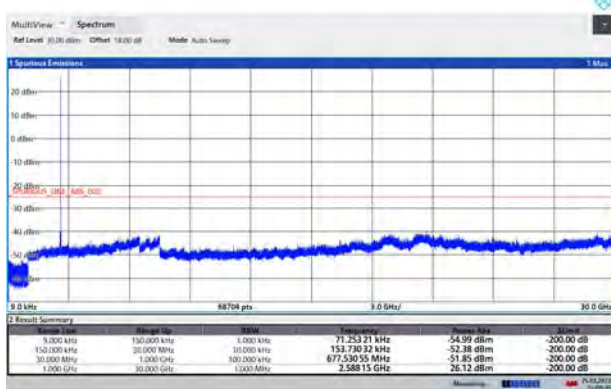
15:00:19 25.02.2022

LTE Band 38 20MHz CH-Low 9kHz~30GHz



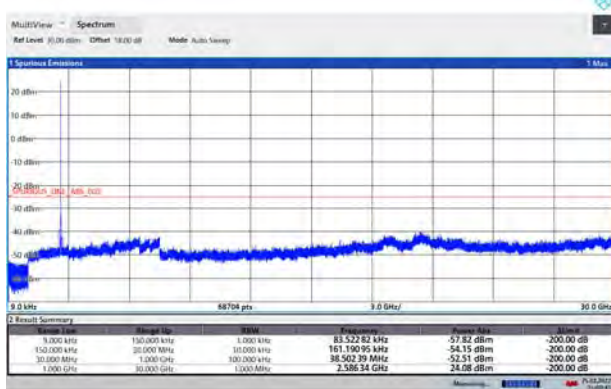
15:04:21 25.02.2022

LTE Band 38 15MHz CH- Middle 9kHz~30GHz



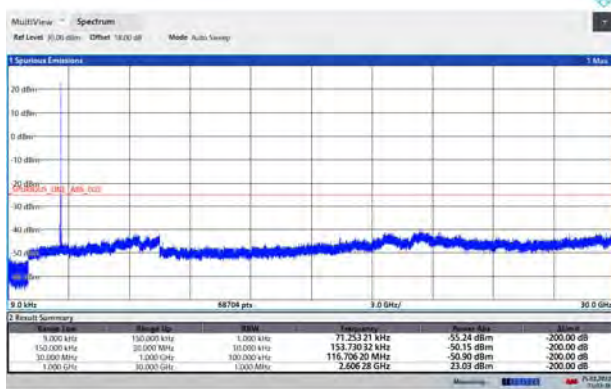
15:00:30 25.02.2022

LTE Band 38 20MHz CH- Middle 9kHz~30GHz



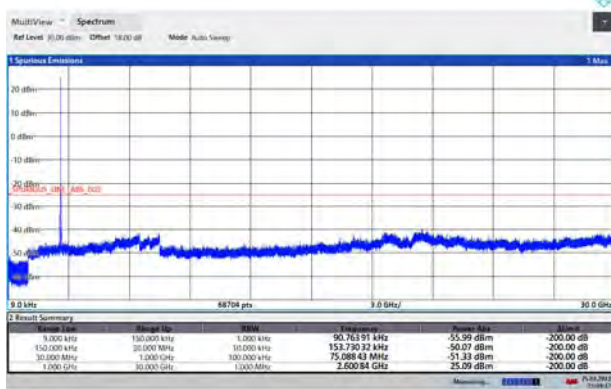
15:00:45 25.02.2022

LTE Band 38 15MHz CH-High 9kHz~30GHz



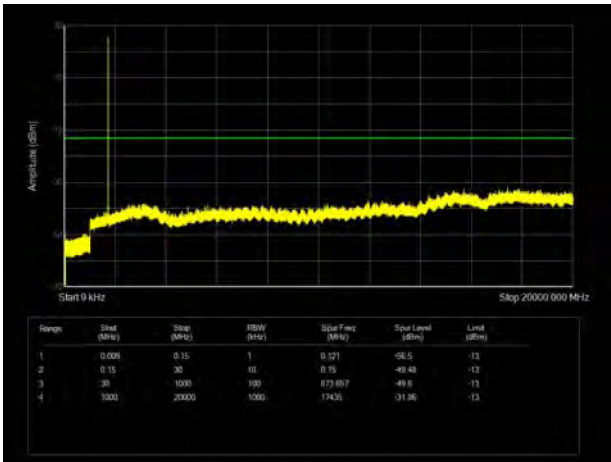
15:00:36 25.02.2022

LTE Band 38 20MHz CH- High 9kHz~30GHz

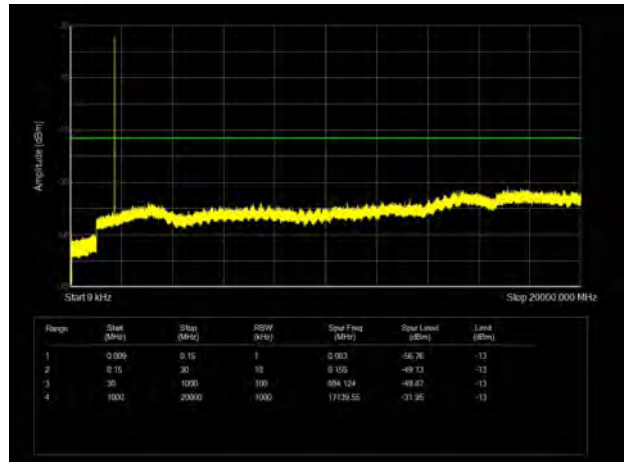


15:04:08 25.02.2022

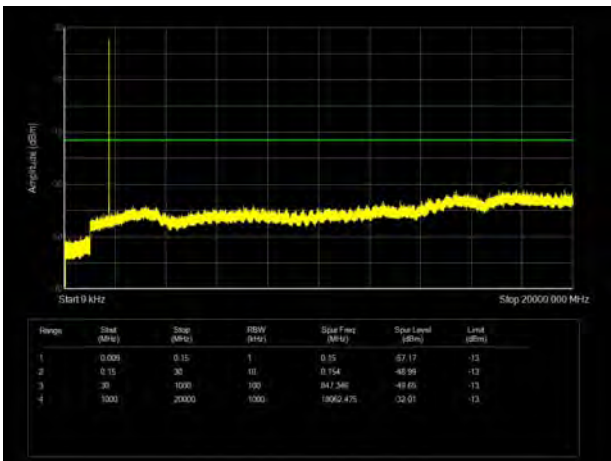
LTE Band 66 1.4MHz CH-Low 9kHz ~20GHz



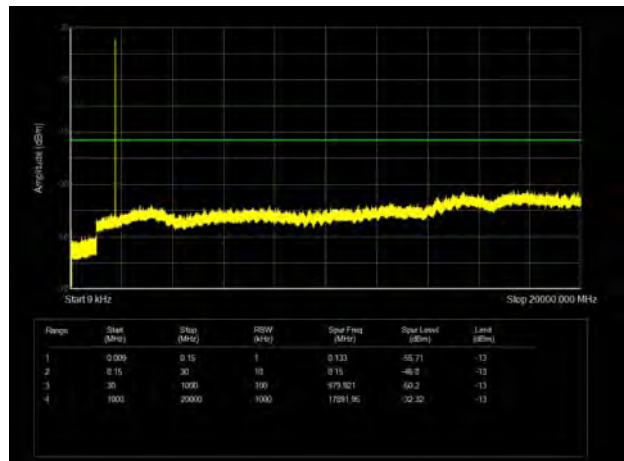
LTE Band 66 3MHz CH-Low 9kHz ~20GHz



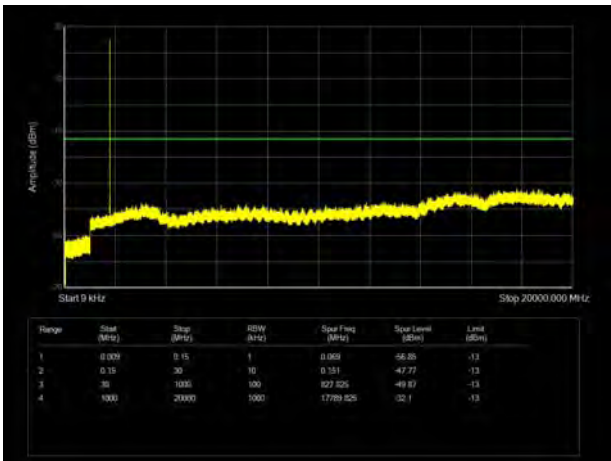
LTE Band 66 1.4MHz CH-Middle 9kHz ~20GHz



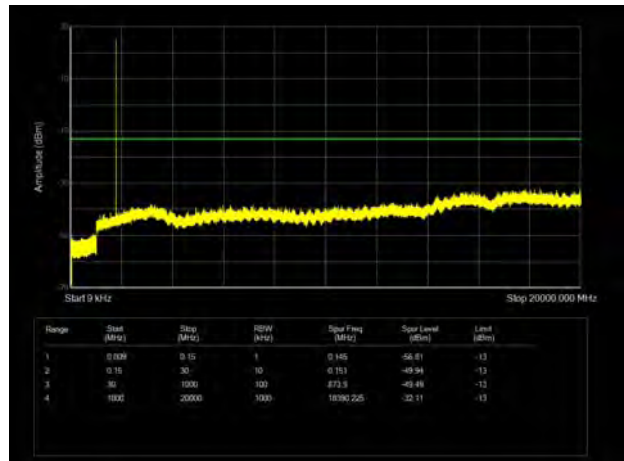
LTE Band 66 3MHz CH-Middle 9kHz ~20GHz



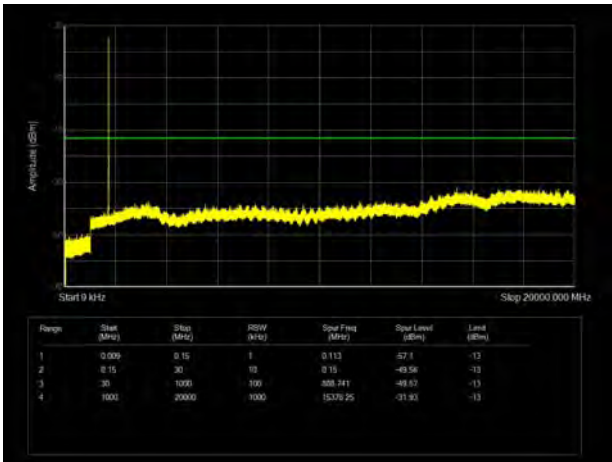
LTE Band 66 1.4MHz CH-High 9kHz ~20GHz



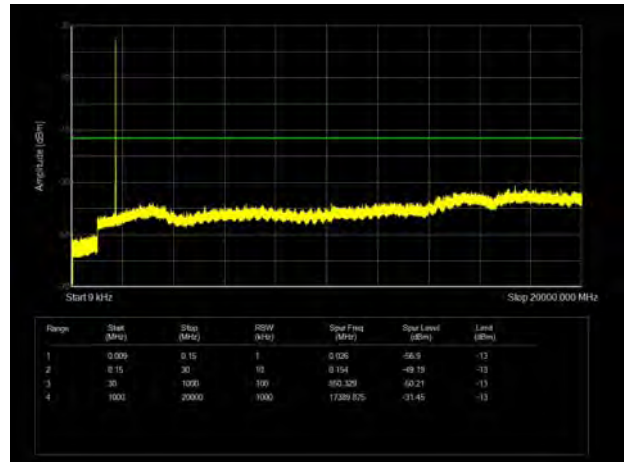
LTE Band 66 3MHz CH-High 9kHz ~20GHz



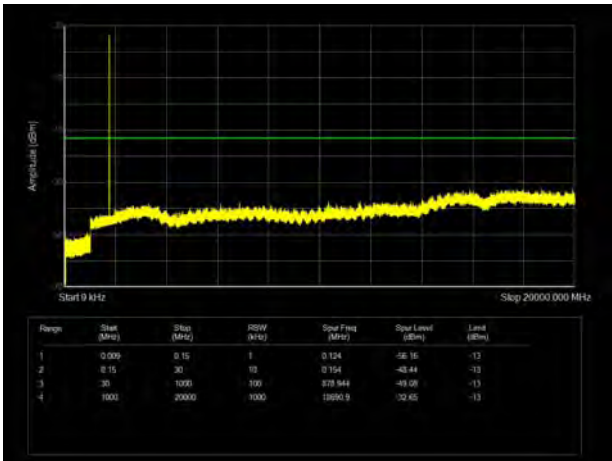
LTE Band 66 5MHz CH-Low 9kHz ~20GHz



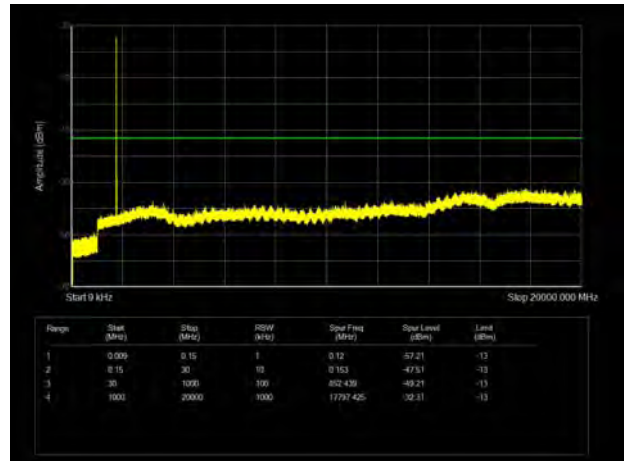
LTE Band 66 10MHz CH-Low 9kHz ~20GHz



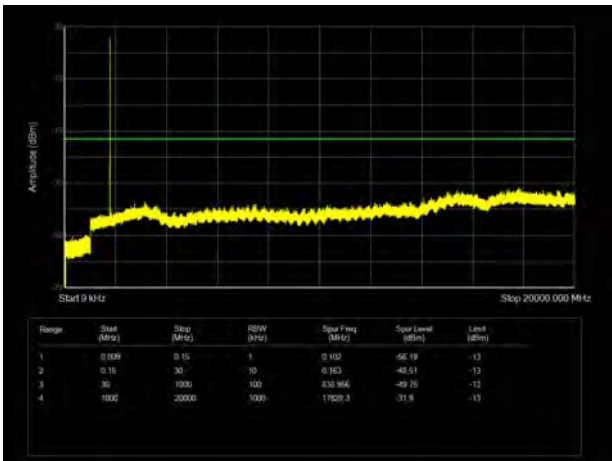
LTE Band 66 5MHz CH-Middle 9kHz ~20GHz



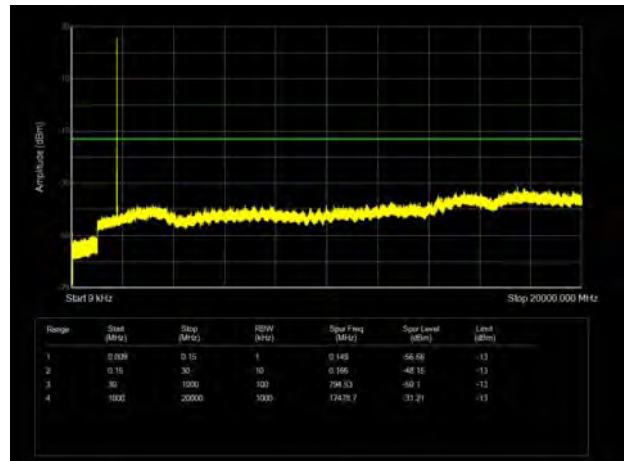
LTE Band 66 10MHz CH-Middle 9kHz ~20GHz



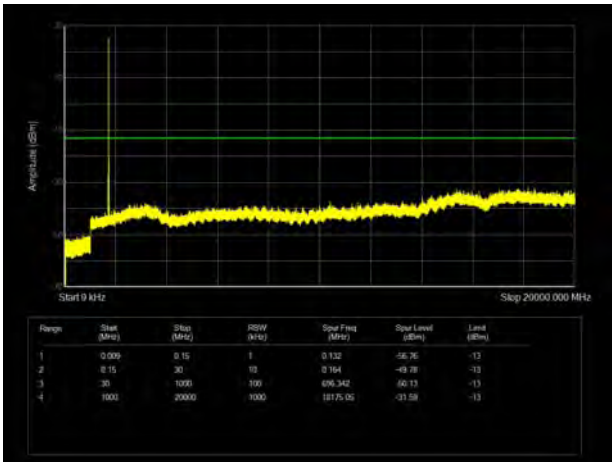
LTE Band 66 5MHz CH-High 9kHz ~20GHz



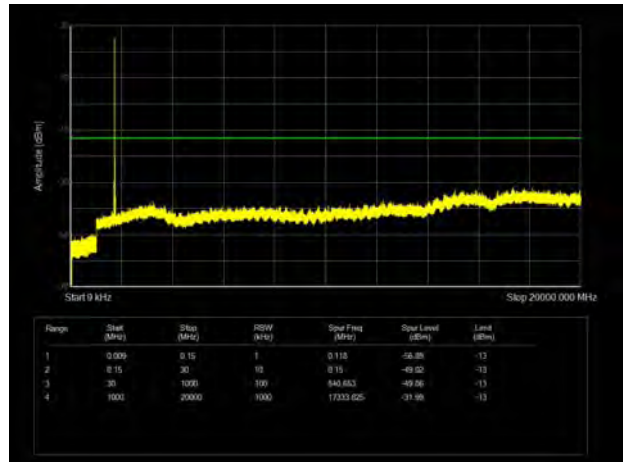
LTE Band 66 10MHz CH-High 9kHz ~20GHz



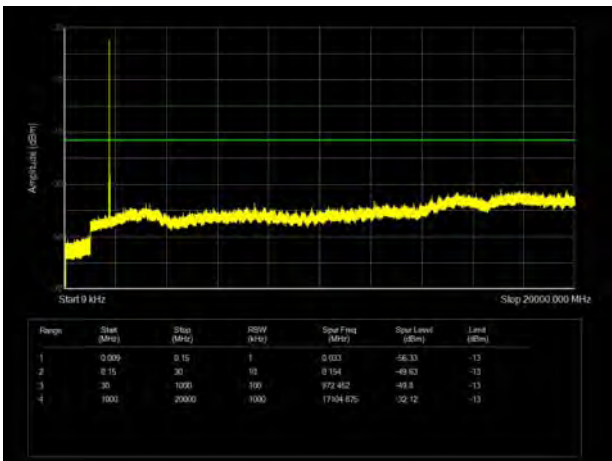
LTE Band 66 15MHz CH-Low 9kHz ~20GHz



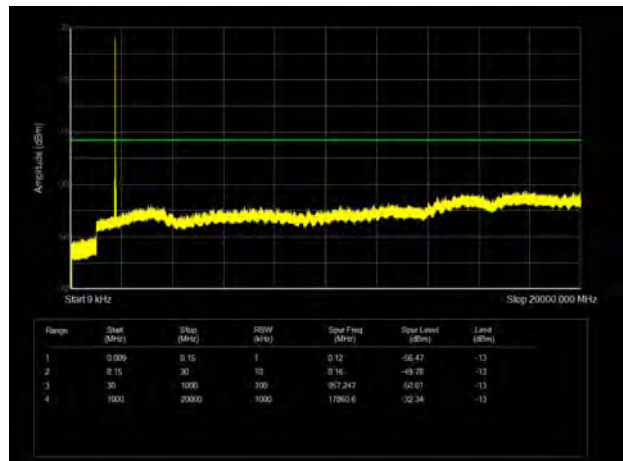
LTE Band 66 20MHz CH-Low 9kHz ~20GHz



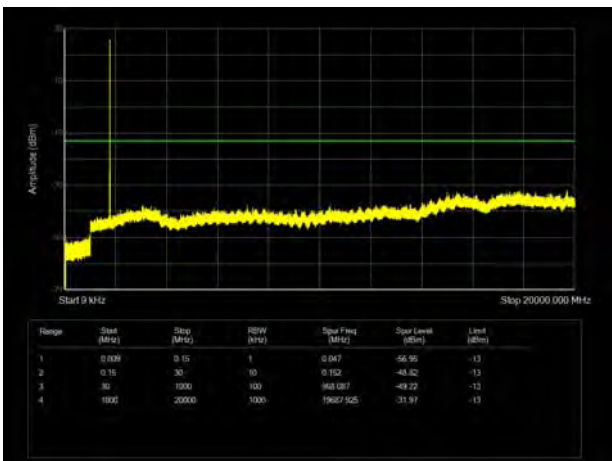
LTE Band 66 15MHz CH-Middle 9kHz ~20GHz



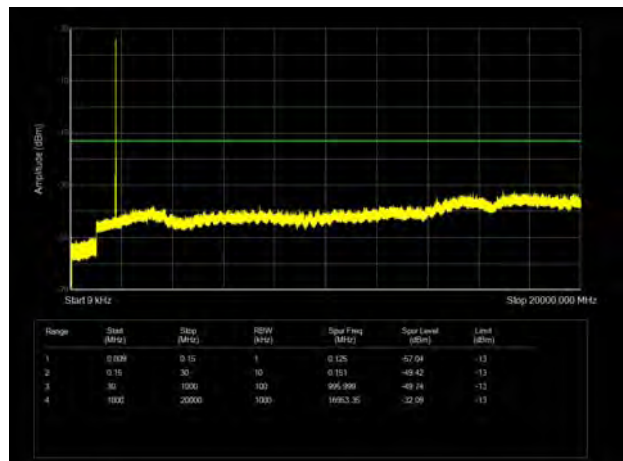
LTE Band 66 20MHz CH-Middle 9kHz ~20GHz



LTE Band 66 15MHz CH-High 9kHz ~20GHz



LTE Band 66 20MHz CH-High 9kHz ~20GHz





6.7 Radiates Spurious Emission

Sweep the whole frequency band through the range from 9kHz to the 10th harmonic of the carrier, the emissions below the noise floor will not be recorded in the report.

Main Antenna

WCDMA Band IV CH-Middle

Harmonic	Frequency (MHz)	SG (dBm)	Cable Loss (dB)	Gain (dBi)	Antenna Polarization	EIRP Level (dBm)	Limit (dBm)	Margin (dB)	Azimuth (deg)
2	3465.20	-66.35	2.70	12.70	Horizontal	-56.35	-13.00	43.35	90
3	5197.80	-65.38	3.20	12.50	Horizontal	-56.08	-13.00	43.08	180
4	6930.40	-59.77	4.20	11.80	Horizontal	-52.17	-13.00	39.17	225
5	8663.00	-56.77	4.40	12.50	Horizontal	-48.67	-13.00	35.67	90
6	10395.60	-51.74	4.70	11.30	Horizontal	-45.14	-13.00	32.14	45
7	12128.20	-54.88	5.20	13.80	Horizontal	-46.28	-13.00	33.28	0
8	13860.80	-48.54	5.70	11.30	Horizontal	-42.94	-13.00	29.94	90
9	15593.40	-55.69	6.10	16.80	Horizontal	-44.99	-13.00	31.99	135
10	17326.00	-48.77	6.10	14.20	Horizontal	-40.67	-13.00	27.67	270

Note: 1. The other Spurious RF Radiated emissions level is no more than noise floor.

2. The worst emission was found in the antenna is Horizontal position.

LTE Band 4 QPSK 1.4MHz CH-Middle, RB 1

Harmonic	Frequency (MHz)	SG (dBm)	Cable Loss (dB)	Gain (dBi)	Antenna Polarization	EIRP Level (dBm)	Limit (dBm)	Margin (dB)	Azimuth (deg)
2	3464.25	-63.29	2.70	12.70	Horizontal	-53.29	-13.00	40.29	90
3	5197.50	-63.83	3.20	12.50	Horizontal	-54.53	-13.00	41.53	0
4	6930.00	-59.28	4.20	11.80	Horizontal	-51.68	-13.00	38.68	45
5	8662.50	-56.98	4.40	12.50	Horizontal	-48.88	-13.00	35.88	315
6	10395.00	-52.87	4.70	11.30	Horizontal	-46.27	-13.00	33.27	90
7	12127.50	-53.95	5.20	13.80	Horizontal	-45.35	-13.00	32.35	45
8	13860.00	-47.64	5.70	11.30	Horizontal	-42.04	-13.00	29.04	270
9	15592.50	-55.95	6.10	16.80	Horizontal	-45.25	-13.00	32.25	225
10	17325.00	-49.84	6.10	14.20	Horizontal	-41.74	-13.00	28.74	90

Note: 1. The other Spurious RF Radiated emissions level is no more than noise floor.

2. The worst emission was found in the antenna is Horizontal position.



LTE Band 4 QPSK 5MHz CH-Middle, RB 1

Harmonic	Frequency (MHz)	SG (dBm)	Cable Loss (dB)	Gain (dBi)	Antenna Polarization	EIRP Level (dBm)	Limit (dBm)	Margin (dB)	Azimuth (deg)
2	3460.50	-63.05	2.70	12.70	Horizontal	-53.05	-13.00	40.05	0
3	5191.50	-60.66	3.20	12.50	Horizontal	-51.36	-13.00	38.36	45
4	6930.00	-58.71	4.20	11.80	Horizontal	-51.11	-13.00	38.11	315
5	8662.50	-56.30	4.40	12.50	Horizontal	-48.20	-13.00	35.20	90
6	10395.00	-51.92	4.70	11.30	Horizontal	-45.32	-13.00	32.32	45
7	12127.50	-54.54	5.20	13.80	Horizontal	-45.94	-13.00	32.94	270
8	13860.00	-47.62	5.70	11.30	Horizontal	-42.02	-13.00	29.02	45
9	15592.50	-55.74	6.10	16.80	Horizontal	-45.04	-13.00	32.04	225
10	17325.00	-49.49	6.10	14.20	Horizontal	-41.39	-13.00	28.39	90

Note: 1.The other Spurious RF Radiated emissions level is no more than noise floor.
2. The worst emission was found in the antenna is Horizontal position.

LTE Band 4 QPSK 20MHz CH-Middle, RB 1

Harmonic	Frequency (MHz)	SG (dBm)	Cable Loss (dB)	Gain (dBi)	Antenna Polarization	EIRP Level (dBm)	Limit (dBm)	Margin (dB)	Azimuth (deg)
2	3465.00	-65.60	2.70	12.70	Horizontal	-55.60	-13.00	42.60	225
3	5170.88	-61.90	3.20	12.50	Horizontal	-52.60	-13.00	39.60	0
4	6930.00	-60.07	4.20	11.80	Horizontal	-52.47	-13.00	39.47	54
5	8662.50	-57.03	4.40	12.50	Horizontal	-48.93	-13.00	35.93	90
6	10395.00	-52.06	4.70	11.30	Horizontal	-45.46	-13.00	32.46	45
7	12127.50	-54.47	5.20	13.80	Horizontal	-45.87	-13.00	32.87	270
8	13860.00	-48.59	5.70	11.30	Horizontal	-42.99	-13.00	29.99	315
9	15592.50	-56.33	6.10	16.80	Horizontal	-45.63	-13.00	32.63	90
10	17325.00	-49.90	6.10	14.20	Horizontal	-41.80	-13.00	28.80	225

Note: 1.The other Spurious RF Radiated emissions level is no more than noise floor.
2. The worst emission was found in the antenna is Horizontal position.



LTE Band 7 QPSK 5MHz CH-Middle, RB 1

Harmonic	Frequency (MHz)	SG (dBm)	Cable Loss (dB)	Gain (dBi)	Antenna Polarization	EIRP Level (dBm)	Limit (dBm)	Margin (dB)	Azimuth (deg)
2	5065.80	-63.28	3.40	12.50	Horizontal	-54.18	-25.00	29.18	45
3	7598.60	-59.05	4.40	12.20	Horizontal	-51.25	-25.00	26.25	135
4	10130.63	-52.61	4.70	11.30	Horizontal	-46.01	-25.00	21.01	225
5	12675.00	-53.35	5.40	13.20	Horizontal	-45.55	-25.00	20.55	0
6	15210.00	-50.92	6.10	13.10	Horizontal	-43.92	-25.00	18.92	45
7	17745.00	-50.03	6.10	14.20	Horizontal	-41.93	-25.00	16.93	225
8	20280.00	--	--	--	--	--	--	--	--
9	22815.00	--	--	--	--	--	--	--	--
10	25350.00	--	--	--	--	--	--	--	--

Note: 1.The other Spurious RF Radiated emissions level is no more than noise floor.

2. The worst emission was found in the antenna is Horizontal position.

LTE Band 7 QPSK 20MHz CH-Middle, RB 1

Harmonic	Frequency (MHz)	SG (dBm)	Cable Loss (dB)	Gain (dBi)	Antenna Polarization	EIRP Level (dBm)	Limit (dBm)	Margin (dB)	Azimuth (deg)
2	5052.38	-65.37	3.40	12.50	Horizontal	-56.27	-25.00	31.27	45
3	7578.00	-57.54	4.40	12.20	Horizontal	-49.74	-25.00	24.74	225
4	10104.00	-52.47	4.70	11.30	Horizontal	-45.87	-25.00	20.87	135
5	12675.00	-55.13	5.40	13.20	Horizontal	-47.33	-25.00	22.33	0
6	15210.00	-52.53	6.10	13.10	Horizontal	-45.53	-25.00	20.53	45
7	17745.00	-52.80	6.10	14.20	Horizontal	-44.70	-25.00	19.70	0
8	20280.00	--	--	--	--	--	--	--	--
9	22815.00	--	--	--	--	--	--	--	--
10	25350.00	--	--	--	--	--	--	--	--

Note: 1.The other Spurious RF Radiated emissions level is no more than noise floor.

2. The worst emission was found in the antenna is Horizontal position.



LTE Band 13 QPSK 5MHz CH-Middle, RB 1

Harmonic	Frequency (MHz)	SG (dBm)	Cable Loss (dB)	Gain (dBi)	Antenna Polarization	EIRP Level (dBm)	Limit (dBm)	Margin (dB)	Azimuth (deg)
2	1559.80	-66.60	1.70	8.70	Horizontal	-59.60	-40.00	19.60	45
Harmonic	Frequency (MHz)	SG (dBm)	Cable Loss (dB)	Gain (dBi)	Antenna Polarization	ERP Level (dBm)	Limit (dBm)	Margin (dB)	Azimuth (deg)
3	2339.60	-64.11	2.10	12.00	Horizontal	-56.36	-13.00	43.36	135
4	3128.00	-64.76	2.30	13.10	Horizontal	-56.11	-13.00	43.11	225
5	3910.00	-63.24	2.90	12.50	Horizontal	-55.79	-13.00	42.79	0
6	4692.00	-62.82	3.10	12.50	Horizontal	-55.57	-13.00	42.57	90
7	5474.00	-63.68	3.30	12.50	Horizontal	-56.63	-13.00	43.63	135
8	6256.00	-58.91	3.50	12.80	Horizontal	-51.76	-13.00	38.76	225
9	7038.00	-56.11	4.20	11.80	Horizontal	-50.66	-13.00	37.66	0
10	7820.00	-56.98	4.40	12.30	Horizontal	-51.23	-13.00	38.23	0

Note: 1. The other Spurious RF Radiated emissions level is no more than noise floor.

2. The worst emission was found in the antenna is Vertical position.

LTE Band 13 QPSK 10MHz CH-Middle, RB 1

Harmonic	Frequency (MHz)	SG (dBm)	Cable Loss (dB)	Gain (dBi)	Antenna Polarization	ERP Level (dBm)	Limit (dBm)	Margin (dB)	Azimuth (deg)
2	1554.00	-64.61	1.70	8.70	Horizontal	-59.76	-13.00	46.76	45
3	2332.66	-63.67	2.10	12.00	Horizontal	-55.92	-13.00	42.92	135
4	3128.00	-64.90	2.30	13.10	Horizontal	-56.25	-13.00	43.25	45
5	3910.00	-64.45	2.90	12.50	Horizontal	-57.00	-13.00	44.00	0
6	4692.00	-62.40	3.10	12.50	Horizontal	-55.15	-13.00	42.15	45
7	5474.00	-63.80	3.30	12.50	Horizontal	-56.75	-13.00	43.75	90
8	6256.00	-62.80	3.50	12.80	Horizontal	-55.65	-13.00	42.65	135
9	7038.00	-57.39	4.20	11.80	Horizontal	-51.94	-13.00	38.94	225
10	7820.00	-57.40	4.40	12.30	Horizontal	-51.65	-13.00	38.65	0

Note: 1. The other Spurious RF Radiated emissions level is no more than noise floor.

2. The worst emission was found in the antenna is Horizontal position.



LTE Band 38 QPSK 5MHz CH-Middle, RB 1

Harmonic	Frequency (MHz)	SG (dBm)	Cable Loss (dB)	Gain (dBi)	Antenna Polarization	EIRP Level (dBm)	Limit (dBm)	Margin (dB)	Azimuth (deg)
2	5185.00	-64.43	3.20	12.50	Horizontal	-55.13	-25.00	30.13	180
3	7777.50	-58.39	4.40	12.30	Horizontal	-50.49	-25.00	25.49	135
4	10370.00	-52.82	4.70	11.80	Horizontal	-45.72	-25.00	20.72	90
5	12962.50	-54.92	5.40	14.00	Horizontal	-46.32	-25.00	21.32	0
6	15555.00	-58.79	6.10	16.80	Horizontal	-48.09	-25.00	23.09	225
7	18147.50	--	--	--	--	--	--	--	--
8	20740.00	--	--	--	--	--	--	--	--
9	23332.50	--	--	--	--	--	--	--	--
10	25925.00	--	--	--	--	--	--	--	--

Note: 1.The other Spurious RF Radiated emissions level is no more than noise floor.

2. The worst emission was found in the antenna is Horizontal position.

LTE Band 38 QPSK 20MHz CH-Middle, RB 1

Harmonic	Frequency (MHz)	SG (dBm)	Cable Loss (dB)	Gain (dBi)	Antenna Polarization	EIRP Level (dBm)	Limit (dBm)	Margin (dB)	Azimuth (deg)
2	5170.00	-62.55	3.20	12.50	Horizontal	-53.25	-25.00	28.25	315
3	7755.00	-59.24	4.40	12.30	Horizontal	-51.34	-25.00	26.34	45
4	10340.00	-50.30	4.70	11.80	Horizontal	-43.20	-25.00	18.20	0
5	12925.00	-54.41	5.40	14.00	Horizontal	-45.81	-25.00	20.81	45
6	15510.00	-56.63	6.10	16.80	Horizontal	-45.93	-25.00	20.93	0
7	18095.00	--	--	--	--	--	--	--	--
8	20680.00	--	--	--	--	--	--	--	--
9	23265.00	--	--	--	--	--	--	--	--
10	25850.00	--	--	--	--	--	--	--	--

Note: 1.The other Spurious RF Radiated emissions level is no more than noise floor.

2. The worst emission was found in the antenna is Horizontal position.



LTE Band 66 QPSK 1.4MHz CH-Middle, RB 1

Harmonic	Frequency (MHz)	SG (dBm)	Cable Loss (dB)	Gain (dBi)	Antenna Polarization	EIRP Level (dBm)	Limit (dBm)	Margin (dB)	Azimuth (deg)
2	3464.30	-64.05	2.70	12.70	Horizontal	-54.05	-13.00	41.05	225
3	5197.50	-59.54	3.20	12.50	Horizontal	-50.24	-13.00	37.24	315
4	6930.00	-60.37	4.20	11.80	Horizontal	-52.77	-13.00	39.77	0
5	8662.50	-56.45	4.40	12.50	Horizontal	-48.35	-13.00	35.35	45
6	10395.00	-51.44	4.70	11.80	Horizontal	-44.34	-13.00	31.34	315
7	12127.50	-53.95	5.20	13.80	Horizontal	-45.35	-13.00	32.35	45
8	13860.00	-50.97	5.70	13.20	Horizontal	-43.47	-13.00	30.47	270
9	15592.50	-57.16	6.10	16.80	Horizontal	-46.46	-13.00	33.46	0
10	17325.00	-51.66	6.10	14.20	Horizontal	-43.56	-13.00	30.56	45

Note: 1.The other Spurious RF Radiated emissions level is no more than noise floor.
2. The worst emission was found in the antenna is Horizontal position.

LTE Band 66 QPSK 5MHz CH-Middle, RB 1

Harmonic	Frequency (MHz)	SG (dBm)	Cable Loss (dB)	Gain (dBi)	Antenna Polarization	EIRP Level (dBm)	Limit (dBm)	Margin (dB)	Azimuth (deg)
2	3460.50	-63.19	2.70	12.70	Horizontal	-53.19	-13.00	40.19	315
3	5191.50	-60.71	3.20	12.50	Horizontal	-51.41	-13.00	38.41	315
4	6930.00	-60.06	4.20	11.80	Horizontal	-52.46	-13.00	39.46	225
5	8662.50	-55.87	4.40	12.50	Horizontal	-47.77	-13.00	34.77	180
6	10395.00	-52.41	4.70	11.80	Horizontal	-45.31	-13.00	32.31	135
7	12127.50	-55.24	5.20	13.80	Horizontal	-46.64	-13.00	33.64	315
8	13860.00	-52.41	5.70	13.20	Horizontal	-44.91	-13.00	31.91	0
9	15592.50	-55.93	6.10	16.80	Horizontal	-45.23	-13.00	32.23	45
10	17325.00	-51.03	6.10	14.20	Horizontal	-42.93	-13.00	29.93	90

Note: 1.The other Spurious RF Radiated emissions level is no more than noise floor.
2. The worst emission was found in the antenna is Horizontal position.



LTE Band 66 QPSK 20MHz CH-Middle, RB 1

Harmonic	Frequency (MHz)	SG (dBm)	Cable Loss (dB)	Gain (dBi)	Antenna Polarization	EIRP Level (dBm)	Limit (dBm)	Margin (dB)	Azimuth (deg)
2	3747.00	-66.28	2.70	12.70	Horizontal	-56.28	-13.00	43.28	0
3	5170.50	-64.95	3.20	12.50	Horizontal	-55.65	-13.00	42.65	0
4	6930.00	-60.90	4.20	11.80	Horizontal	-53.30	-13.00	40.30	45
5	8662.50	-57.87	4.40	12.50	Horizontal	-49.77	-13.00	36.77	90
6	10395.00	-54.26	4.70	11.80	Horizontal	-47.16	-13.00	34.16	135
7	12127.50	-55.62	5.20	13.80	Horizontal	-47.02	-13.00	34.02	90
8	13860.00	-52.57	5.70	13.20	Horizontal	-45.07	-13.00	32.07	180
9	15592.50	-57.04	6.10	16.80	Horizontal	-46.34	-13.00	33.34	45
10	17325.00	-50.73	6.10	14.20	Horizontal	-42.63	-13.00	29.63	90

Note: 1. The other Spurious RF Radiated emissions level is no more than noise floor.
2. The worst emission was found in the antenna is Horizontal position.

**Second Antenna**

WCDMA Band IV CH-Middle

Harmonic	Frequency (MHz)	SG (dBm)	Cable Loss (dB)	Gain (dBi)	Antenna Polarization	EIRP Level (dBm)	Limit (dBm)	Margin (dB)	Azimuth (deg)
2	3465.20	-67.12	2.70	12.70	Horizontal	-57.12	-13.00	44.12	225
3	5197.80	-65.87	3.20	12.50	Horizontal	-56.57	-13.00	43.57	315
4	6930.40	-60.48	4.20	11.80	Horizontal	-52.88	-13.00	39.88	45
5	8663.00	-57.78	4.40	12.50	Horizontal	-49.68	-13.00	36.68	90
6	10395.60	-53.00	4.70	11.30	Horizontal	-46.40	-13.00	33.40	0
7	12128.20	-55.51	5.20	13.80	Horizontal	-46.91	-13.00	33.91	270
8	13860.80	-47.45	5.70	11.30	Horizontal	-41.85	-13.00	28.85	135
9	15593.40	-57.28	6.10	16.80	Horizontal	-46.58	-13.00	33.58	315
10	17326.00	-50.13	6.10	14.20	Horizontal	-42.03	-13.00	29.03	225

Note: 1.The other Spurious RF Radiated emissions level is no more than noise floor.

2. The worst emission was found in the antenna is Horizontal position.

LTE Band 4 QPSK 1.4MHz CH-Middle, RB 1

Harmonic	Frequency (MHz)	SG (dBm)	Cable Loss (dB)	Gain (dBi)	Antenna Polarization	EIRP Level (dBm)	Limit (dBm)	Margin (dB)	Azimuth (deg)
2	3464.25	-67.38	2.70	12.70	Vertical	-57.38	-13.00	44.38	135
3	5197.50	-65.79	3.20	12.50	Vertical	-56.49	-13.00	43.49	45
4	6930.00	-60.93	4.20	11.80	Vertical	-53.33	-13.00	40.33	225
5	8662.50	-57.75	4.40	12.50	Vertical	-49.65	-13.00	36.65	135
6	10395.00	-53.92	4.70	11.30	Vertical	-47.32	-13.00	34.32	0
7	12127.50	-55.17	5.20	13.80	Vertical	-46.57	-13.00	33.57	315
8	13860.00	-51.55	5.70	11.30	Vertical	-45.95	-13.00	32.95	180
9	15592.50	-56.86	6.10	16.80	Vertical	-46.16	-13.00	33.16	45
10	17325.00	-50.57	6.10	14.20	Vertical	-42.47	-13.00	29.47	270

Note: 1.The other Spurious RF Radiated emissions level is no more than noise floor.

2. The worst emission was found in the antenna is Vertical position.



LTE Band 4 QPSK 5MHz CH-Middle, RB 1

Harmonic	Frequency (MHz)	SG (dBm)	Cable Loss (dB)	Gain (dBi)	Antenna Polarization	EIRP Level (dBm)	Limit (dBm)	Margin (dB)	Azimuth (deg)
2	3460.50	-67.96	2.70	12.70	Vertical	-57.96	-13.00	44.96	315
3	5191.50	-65.31	3.20	12.50	Vertical	-56.01	-13.00	43.01	45
4	6930.00	-64.28	4.20	11.80	Vertical	-56.68	-13.00	43.68	135
5	8662.50	-56.86	4.40	12.50	Vertical	-48.76	-13.00	35.76	180
6	10395.00	-53.50	4.70	11.30	Vertical	-46.90	-13.00	33.90	90
7	12127.50	-55.30	5.20	13.80	Vertical	-46.70	-13.00	33.70	0
8	13860.00	-49.68	5.70	11.30	Vertical	-44.08	-13.00	31.08	135
9	15592.50	-57.98	6.10	16.80	Vertical	-47.28	-13.00	34.28	225
10	17325.00	-50.89	6.10	14.20	Vertical	-42.79	-13.00	29.79	180

Note: 1.The other Spurious RF Radiated emissions level is no more than noise floor.
2. The worst emission was found in the antenna is Vertical position.

LTE Band 4 QPSK 20MHz CH-Middle, RB 1

Harmonic	Frequency (MHz)	SG (dBm)	Cable Loss (dB)	Gain (dBi)	Antenna Polarization	EIRP Level (dBm)	Limit (dBm)	Margin (dB)	Azimuth (deg)
2	3445.00	-68.52	2.70	12.70	Vertical	-58.52	-13.00	45.52	225
3	5167.50	-63.63	3.20	12.50	Vertical	-54.33	-13.00	41.33	45
4	6890.00	-59.94	4.20	11.80	Vertical	-52.34	-13.00	39.34	135
5	8612.50	-57.08	4.40	12.50	Vertical	-48.98	-13.00	35.98	135
6	10335.00	-54.36	4.70	11.30	Vertical	-47.76	-13.00	34.76	0
7	12057.50	-54.29	5.20	13.80	Vertical	-45.69	-13.00	32.69	315
8	13780.00	-49.44	5.70	11.30	Vertical	-43.84	-13.00	30.84	90
9	15502.50	-56.05	6.10	16.80	Vertical	-45.35	-13.00	32.35	225
10	17225.00	-50.95	6.10	14.20	Vertical	-42.85	-13.00	29.85	135

Note: 1.The other Spurious RF Radiated emissions level is no more than noise floor.
2. The worst emission was found in the antenna is Vertical position.

LTE Band 7 QPSK 5MHz CH-Middle, RB 1

Harmonic	Frequency (MHz)	SG (dBm)	Cable Loss (dB)	Gain (dBi)	Antenna Polarization	EIRP Level (dBm)	Limit (dBm)	Margin (dB)	Azimuth (deg)
2	5065.80	-57.93	3.40	12.50	Vertical	-48.83	-25.00	23.83	135
3	7598.60	-51.38	4.40	12.20	Vertical	-43.58	-25.00	18.58	270
4	10130.63	-52.54	4.70	11.30	Vertical	-45.94	-25.00	20.94	45
5	12675.00	-55.13	5.40	13.20	Vertical	-47.33	-25.00	22.33	225
6	15210.00	-52.49	6.10	13.10	Vertical	-45.49	-25.00	20.49	0
7	17745.00	-53.04	6.10	14.20	Vertical	-44.94	-25.00	19.94	180
8	20280.00	--	--	--	--	--	--	--	--
9	22815.00	--	--	--	--	--	--	--	--
10	25350.00	--	--	--	--	--	--	--	--

Note: 1.The other Spurious RF Radiated emissions level is no more than noise floor.
 2. The worst emission was found in the antenna is Vertical position.

LTE Band 7 QPSK 20MHz CH-Middle, RB 1

Harmonic	Frequency (MHz)	SG (dBm)	Cable Loss (dB)	Gain (dBi)	Antenna Polarization	EIRP Level (dBm)	Limit (dBm)	Margin (dB)	Azimuth (deg)
2	5052.38	-58.35	3.40	12.50	Vertical	-49.25	-25.00	24.25	315
3	7578.00	-51.15	4.40	12.20	Vertical	-43.35	-25.00	18.35	225
4	10104.00	-52.50	4.70	11.30	Vertical	-45.90	-25.00	20.90	45
5	12675.00	-53.96	5.40	13.20	Vertical	-46.16	-25.00	21.16	180
6	15210.00	-52.10	6.10	13.10	Vertical	-45.10	-25.00	20.10	135
7	17745.00	-53.42	6.10	14.20	Vertical	-45.32	-25.00	20.32	315
8	20280.00	--	--	--	--	--	--	--	--
9	22815.00	--	--	--	--	--	--	--	--
10	25350.00	--	--	--	--	--	--	--	--

Note: 1.The other Spurious RF Radiated emissions level is no more than noise floor.
 2. The worst emission was found in the antenna is Vertical position.



LTE Band 13 QPSK 5MHz CH-Middle, RB 1

Harmonic	Frequency (MHz)	SG (dBm)	Cable Loss (dB)	Gain (dBi)	Antenna Polarization	EIRP Level (dBm)	Limit (dBm)	Margin (dB)	Azimuth (deg)
2	1559.80	-66.46	1.70	8.70	Vertical	-59.46	-40.00	19.46	90
Harmonic	Frequency (MHz)	SG (dBm)	Cable Loss (dB)	Gain (dBi)	Antenna Polarization	ERP Level (dBm)	Limit (dBm)	Margin (dB)	Azimuth (deg)
3	2339.60	-64.48	2.10	12.00	Vertical	-56.73	-13.00	43.73	270
4	3128.00	-63.25	2.30	13.10	Vertical	-54.60	-13.00	41.60	225
5	3910.00	-63.92	2.90	12.50	Vertical	-56.47	-13.00	43.47	90
6	4692.00	-63.72	3.10	12.50	Vertical	-56.47	-13.00	43.47	0
7	5474.00	-63.45	3.30	12.50	Vertical	-56.40	-13.00	43.40	45
8	6256.00	-62.10	3.50	12.80	Vertical	-54.95	-13.00	41.95	270
9	7038.00	-56.26	4.20	11.80	Vertical	-50.81	-13.00	37.81	90
10	7820.00	-56.11	4.40	12.30	Vertical	-50.36	-13.00	37.36	225

Note: 1. The other Spurious RF Radiated emissions level is no more than noise floor.
2. The worst emission was found in the antenna is Vertical position.

LTE Band 13 QPSK 10MHz CH-Middle, RB 1

Harmonic	Frequency (MHz)	SG (dBm)	Cable Loss (dB)	Gain (dBi)	Antenna Polarization	ERP Level (dBm)	Limit (dBm)	Margin (dB)	Azimuth (deg)
2	1554.00	-63.86	1.70	8.70	Vertical	-59.01	-13.00	46.01	90
3	2332.66	-63.66	2.10	12.00	Vertical	-55.91	-13.00	42.91	135
4	3128.00	-64.38	2.30	13.10	Vertical	-55.73	-13.00	42.73	0
5	3910.00	-63.29	2.90	12.50	Vertical	-55.84	-13.00	42.84	45
6	4692.00	-62.71	3.10	12.50	Vertical	-55.46	-13.00	42.46	225
7	5474.00	-63.04	3.30	12.50	Vertical	-55.99	-13.00	42.99	90
8	6256.00	-62.15	3.50	12.80	Vertical	-55.00	-13.00	42.00	45
9	7038.00	-56.25	4.20	11.80	Vertical	-50.80	-13.00	37.80	180
10	7820.00	-55.77	4.40	12.30	Vertical	-50.02	-13.00	37.02	135

Note: 1. The other Spurious RF Radiated emissions level is no more than noise floor.
2. The worst emission was found in the antenna is Vertical position.



LTE Band 38 QPSK 5MHz CH-Middle, RB 1

Harmonic	Frequency (MHz)	SG (dBm)	Cable Loss (dB)	Gain (dBi)	Antenna Polarization	EIRP Level (dBm)	Limit (dBm)	Margin (dB)	Azimuth (deg)
2	5185.00	-53.45	3.20	12.50	Vertical	-44.15	-25.00	19.15	180
3	7777.50	-50.22	4.40	12.30	Vertical	-42.32	-25.00	17.32	315
4	10370.00	-52.35	4.70	11.80	Vertical	-45.25	-25.00	20.25	135
5	12962.50	-53.19	5.40	14.00	Vertical	-44.59	-25.00	19.59	90
6	15555.00	-55.55	6.10	16.80	Vertical	-44.85	-25.00	19.85	225
7	18147.50	--	--	--	--	--	--	--	--
8	20740.00	--	--	--	--	--	--	--	--
9	23332.50	--	--	--	--	--	--	--	--
10	25925.00	--	--	--	--	--	--	--	--

Note: 1.The other Spurious RF Radiated emissions level is no more than noise floor.
2. The worst emission was found in the antenna is Vertical position.

LTE Band 38 QPSK 20MHz CH-Middle, RB 1

Harmonic	Frequency (MHz)	SG (dBm)	Cable Loss (dB)	Gain (dBi)	Antenna Polarization	EIRP Level (dBm)	Limit (dBm)	Margin (dB)	Azimuth (deg)
2	5170.00	-54.81	3.20	12.50	Vertical	-45.51	-25.00	20.51	180
3	7755.00	-50.51	4.40	12.30	Vertical	-42.61	-25.00	17.61	315
4	10340.00	-53.37	4.70	11.80	Vertical	-46.27	-25.00	21.27	45
5	12925.00	-53.07	5.40	14.00	Vertical	-44.47	-25.00	19.47	270
6	15510.00	-56.13	6.10	16.80	Vertical	-45.43	-25.00	20.43	0
7	18095.00	--	--	--	--	--	--	--	--
8	20680.00	--	--	--	--	--	--	--	--
9	23265.00	--	--	--	--	--	--	--	--
10	25850.00	--	--	--	--	--	--	--	--

Note: 1.The other Spurious RF Radiated emissions level is no more than noise floor.
2. The worst emission was found in the antenna is Vertical position.



LTE Band 66 QPSK 1.4MHz CH-Middle, RB 1

Harmonic	Frequency (MHz)	SG (dBm)	Cable Loss (dB)	Gain (dBi)	Antenna Polarization	EIRP Level (dBm)	Limit (dBm)	Margin (dB)	Azimuth (deg)
2	3464.30	-66.78	2.70	12.70	Vertical	-56.78	-13.00	43.78	135
3	5197.50	-65.44	3.20	12.50	Vertical	-56.14	-13.00	43.14	90
4	6930.00	-59.86	4.20	11.80	Vertical	-52.26	-13.00	39.26	90
5	8662.50	-57.03	4.40	12.50	Vertical	-48.93	-13.00	35.93	45
6	10395.00	-52.94	4.70	11.80	Vertical	-45.84	-13.00	32.84	180
7	12127.50	-54.29	5.20	13.80	Vertical	-45.69	-13.00	32.69	315
8	13860.00	-49.82	5.70	13.20	Vertical	-42.32	-13.00	29.32	225
9	15592.50	-55.46	6.10	16.80	Vertical	-44.76	-13.00	31.76	90
10	17325.00	-49.63	6.10	14.20	Vertical	-41.53	-13.00	28.53	45

Note: 1.The other Spurious RF Radiated emissions level is no more than noise floor.
2. The worst emission was found in the antenna is Vertical position.

LTE Band 66 QPSK 5MHz CH-Middle, RB 1

Harmonic	Frequency (MHz)	SG (dBm)	Cable Loss (dB)	Gain (dBi)	Antenna Polarization	EIRP Level (dBm)	Limit (dBm)	Margin (dB)	Azimuth (deg)
2	3460.50	-66.02	2.70	12.70	Vertical	-56.02	-13.00	43.02	90
3	5191.50	-66.27	3.20	12.50	Vertical	-56.97	-13.00	43.97	0
4	6930.00	-60.36	4.20	11.80	Vertical	-52.76	-13.00	39.76	0
5	8662.50	-57.21	4.40	12.50	Vertical	-49.11	-13.00	36.11	45
6	10395.00	-53.10	4.70	11.80	Vertical	-46.00	-13.00	33.00	180
7	12127.50	-54.40	5.20	13.80	Vertical	-45.80	-13.00	32.80	135
8	13860.00	-49.86	5.70	13.20	Vertical	-42.36	-13.00	29.36	90
9	15592.50	-54.73	6.10	16.80	Vertical	-44.03	-13.00	31.03	45
10	17325.00	-49.62	6.10	14.20	Vertical	-41.52	-13.00	28.52	315

Note: 1.The other Spurious RF Radiated emissions level is no more than noise floor.
2. The worst emission was found in the antenna is Vertical position.



LTE Band 66 QPSK 20MHz CH-Middle, RB 1

Harmonic	Frequency (MHz)	SG (dBm)	Cable Loss (dB)	Gain (dBi)	Antenna Polarization	EIRP Level (dBm)	Limit (dBm)	Margin (dB)	Azimuth (deg)
2	3747.00	-66.02	2.70	12.70	Vertical	-56.02	-13.00	43.02	0
3	5170.50	-64.70	3.20	12.50	Vertical	-55.40	-13.00	42.40	180
4	6930.00	-60.05	4.20	11.80	Vertical	-52.45	-13.00	39.45	135
5	8662.50	-56.93	4.40	12.50	Vertical	-48.83	-13.00	35.83	45
6	10395.00	-53.83	4.70	11.80	Vertical	-46.73	-13.00	33.73	225
7	12127.50	-54.86	5.20	13.80	Vertical	-46.26	-13.00	33.26	90
8	13860.00	-49.63	5.70	13.20	Vertical	-42.13	-13.00	29.13	45
9	15592.50	-55.94	6.10	16.80	Vertical	-45.24	-13.00	32.24	315
10	17325.00	-49.95	6.10	14.20	Vertical	-41.85	-13.00	28.85	90

Note: 1. The other Spurious RF Radiated emissions level is no more than noise floor.
2. The worst emission was found in the antenna is Vertical position.



7 Main Test Instruments

Name	Manufacturer	Type	Serial Number	Calibration Date	Expiration Date
Climate Chamber	Weiss	VT4002	582261194500 10	2021-05-15	2022-05-14
Base Station Simulator	R&S	CMW500	150415	2021-05-15	2022-05-14
Spectrum Analyzer	Keysight	N9020A	MY52330084	2021-05-15	2022-05-14
Universal Radio Communication Tester	Agilent	E5515C	GB44400275	2021-05-15	2022-05-14
Signal Analyzer	R&S	FSV3030	101411	2021-12-12	2022-12-11
Signal Analyzer	R&S	FSV30	104028	2021-05-15	2022-05-14
TRILOG Broadband Antenna	Schwarzbeck	VULB 9163	01111	2019--9-12	2022-09-11
Horn Antenna	Schwarzbeck	BBHA 9120D	1594	2020-12-17	2023-12-16
Software	R&S	EMC32	10.35.10	/	/

*****END OF REPORT *****



ANNEX A: The EUT Appearance

The EUT Appearance are submitted separately.



ANNEX B: Test Setup Photos

The Test Setup Photos are submitted separately.