



MuckPuck™

# USER MANUAL

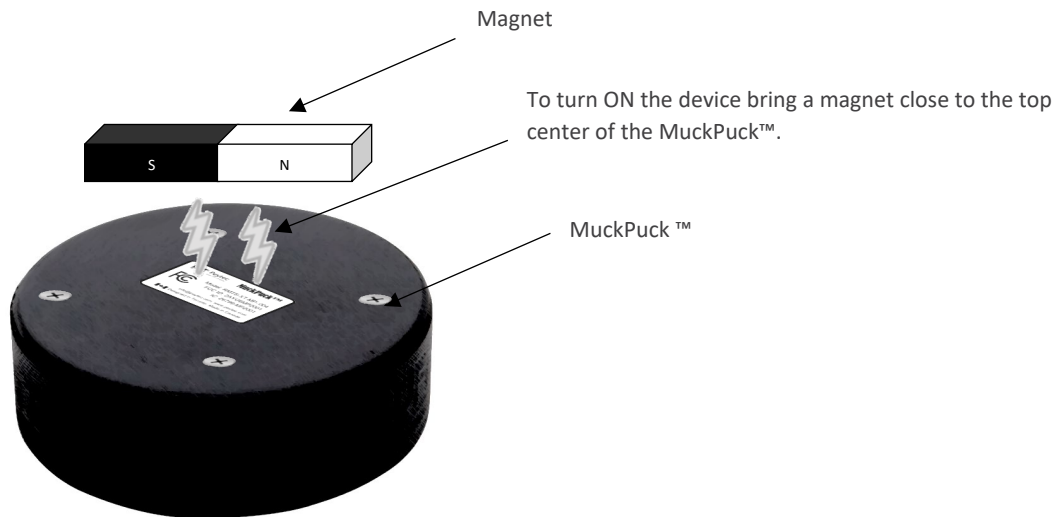
English

**Overview:**

The MuckPuck™ is a ruggedized tracking device mainly used to track asset and inventory in harsh environments.

**Operation Procedure:**

1. To turn on the device a magnet needs to come close or in contact with the MuckPuck™ enclosure. Please note, the magnetic ON switch is directional which means the magnet will only switch ON the MuckPuck™ device if it comes close/in contact with the top center of the MuckPuck™ device as shown in the picture below.



2. Once the MuckPuck™ device is ON, it would automatically broadcast its location and other sensor data periodically and when motion detected. The MuckPuck™ device data can be received and comprehend by Peytec's compatible readers.

The MuckPuck™ Device broadcasts messages when ON in two modes: 1) Periodic, 2) Motion Activated



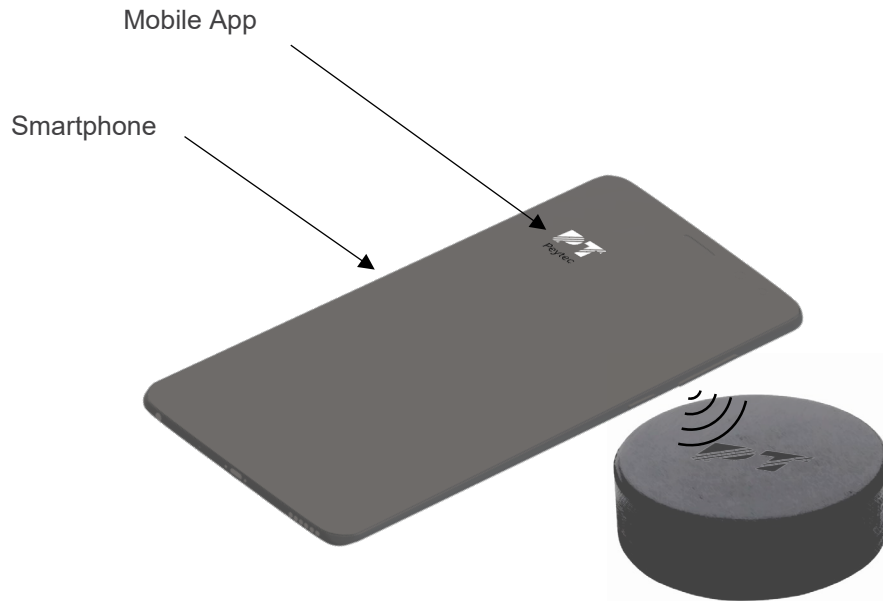
Periodic Broadcast



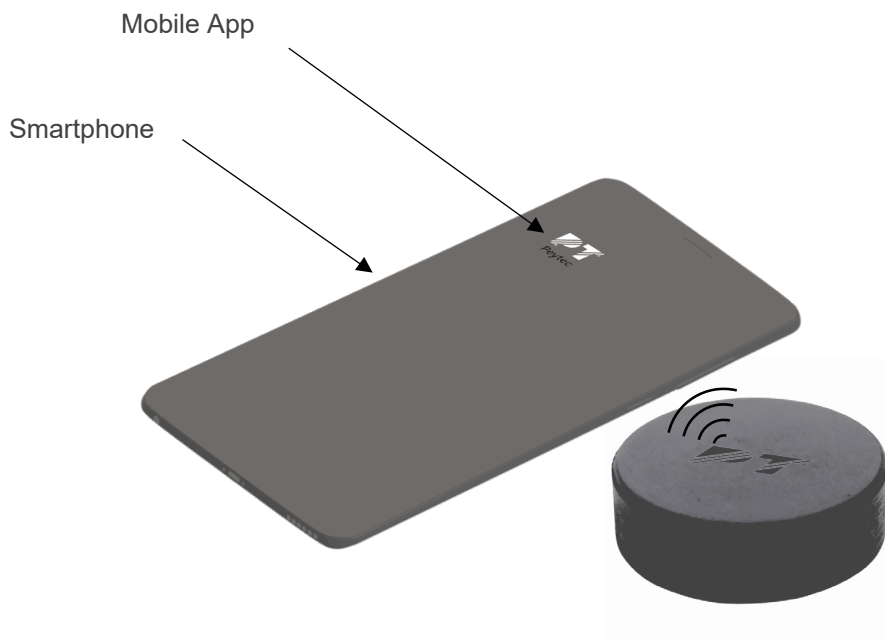
Motion Activated Broadcast



3. Certain MuckPuck™ information can be scanned using a compatible NFC enabled Smartphone with installed Peytec's app. To scan a MuckPuck™ device, make sure the NFC on your Smartphone is ON. Once confirmed, simply click on "Scan Tag" on your app and hold your phone close to the MuckPuck™ device until the scan is complete.



4. To update the MuckPuck™ status, simply make the changes as you wish on Peytec's mobile app and click on "Upload" and wait for the confirmation message on your mobile phone confirming the MuckPuck™ Device is programmed.



## FCC Regulatory Compliance

This device complies with Part 15 of the FCC Rules. Operation is subject to the following two conditions: (1) this device may not cause harmful interference, and (2) this device must accept any interference received, including interference that may cause undesired operation. Changes or modifications not expressly approved by the party responsible for compliance could void the user's authority to operate the equipment.

To maintain compliance with FCC's RF Exposure guidelines. This equipment should be installed and operated with minimum distance between 20cm the radiator your body: Use only the supplied antenna.

This equipment has been tested and found to comply with the limits for a Class B digital device, pursuant to Part 15 of the FCC Rules. These limits are designed to provide reasonable protection against harmful interference in a residential installation. This equipment generates, uses, and can radiate radio frequency energy and, if not installed and used in accordance with the instructions, may cause harmful interference to radio communications. However, there is no guarantee that interference will not occur in a particular installation.

If this equipment does cause harmful interference to radio or television reception, which can be determined by turning the equipment off and on, the user is encouraged to try to correct the interference by one or more of the following measures:

- Reorient or relocate the receiving antenna.
- Increase the separation between the equipment and receiver.
- Connect the equipment into an outlet on a circuit different from that to which the receiver is connected.
- Consult the dealer or an experienced radio/TV technician for help.

## ISED Regulatory Compliance

This device contains licence-exempt transmitter(s)/receiver(s) that comply with Innovation, Science and Economic Development Canada's licence-exempt RSS(s). Operation is subject to the following two conditions:

- (1) This device may not cause interference.
- (2) This device must accept any interference, including interference that may cause undesired operation of the device.
- (3) To maintain compliance with ISED's RF Exposure guidelines. This equipment should be installed and operated with minimum distance between 20cm the radiator your body: Use only the supplied antenna.

### Contact Information:

*Email:* info@peytec.com

*Phone:* 647-292-9531

*Website:* www.peytec.com

*Address:* 120 East Beaver Creek Rd  
Suite 200, Richmond Hill, ON L4B 4V1