
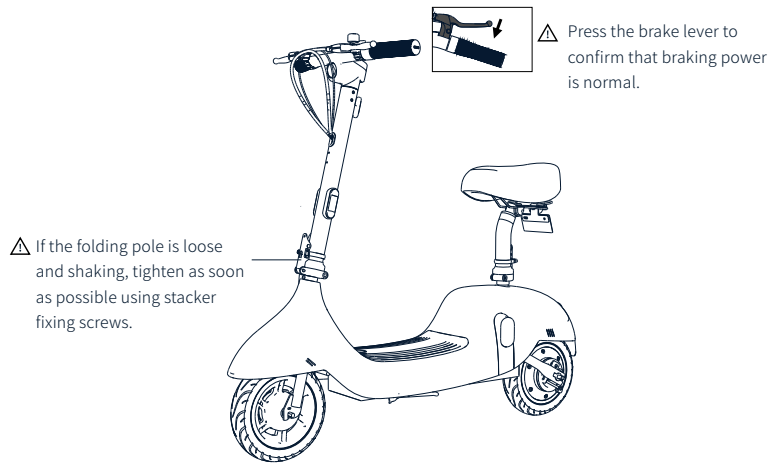


OKAI

10. Wear a helmet and protective gear.

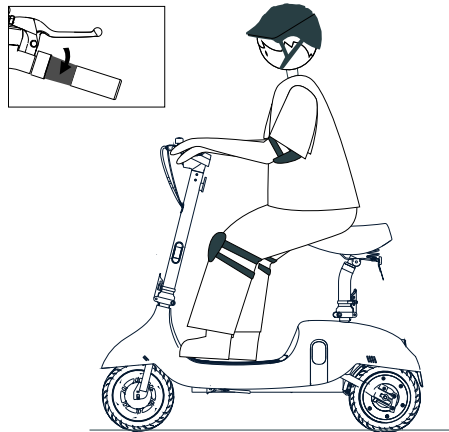


11. Please check the vehicle before each use.




OKAI

12. Use the acceleration handle to accelerate.

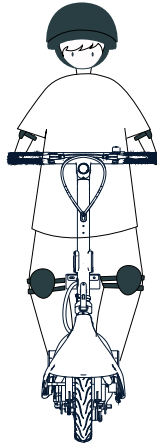


13. Release the acceleration handle to reduce speed, and squeeze the brake lever to brake.



OKAI

14.To change the center of gravity when turning, turn the handle slightly.



15.When you need to stop, release the acceleration handle to reduce speed, squeeze and brake the handlebar. Lay down the foot support and let the vehicle lean slightly in the foot support direction so that the foot support touches the ground, and the vehicle can be stabilized.

