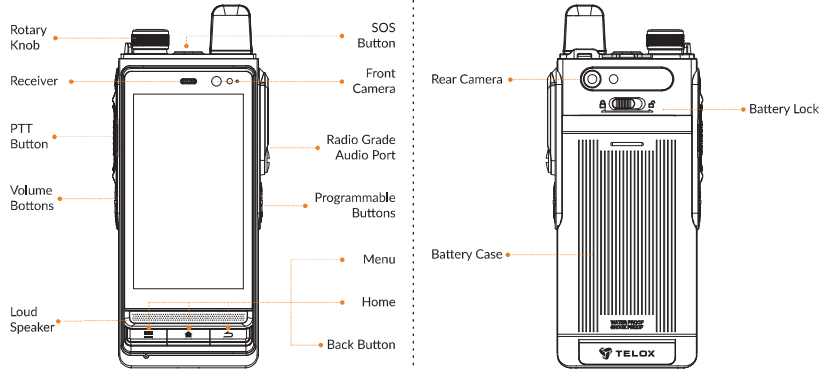




TE620G Quick Start Guide



Thanks for choosing our product!
This Quick Start Guide only applicable to: TE620G.
Before using the product, please read the Quick Start Guide to fully benefit from it.



Operating State	Indication
Low Battery	Red(Blinking)
Charging	Red(Steady)
Fully Charged	Green(Steady)
PTT Transmitting	Red(Steady)
PTT Receiving	Green(Steady)

Note

- Warranty period is 1 year from date of purchase.
- This product involves constant upgrading and/or improvement, our company reserves the right to change the specifications of software and/or hardware mentioned in this operating guide without any prior notice. The product specifications and information mentioned in the operating guide are for reference only.

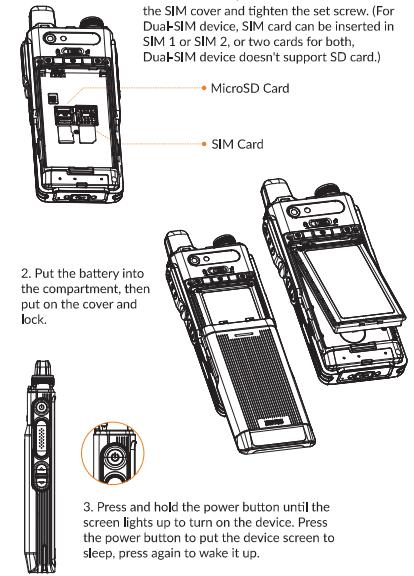
Check List

- TE620G×1
- Travel Charger×1
- Belt Clip×1
- Battery×1
- USB-C Cable×1
- Quick Start Guide×1

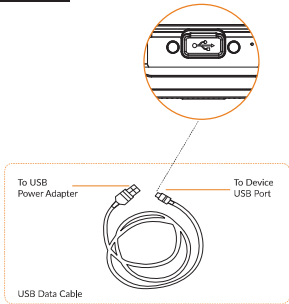
Notice:

Please check the above accessories before you discard the packing material. Please contact your local dealer immediately if there is any missing or damage parts.

Before Use



Charging



Connect the LTE handheld and power adapter using the USB Data Cable.

Red light on the LTE handheld indicates battery charging in progress.

Green lights on indicates fully charged.

Notice:

Always use Telox Original batteries and chargers. The warranty does not cover damage caused by non-Telox batteries and/or chargers.

Caution

- Although your device is quite sturdy, it is a complex piece of equipment and can be broken. Avoid dropping, hitting or bending, or sitting on it.
- Make sure the charger/USB port, microSD card/SIM card slot covers are properly seated, with no foreign objects obstructing the seals.
- Do not use the charger/USB port for charging, data transmission, etc. until the phone is completely dry.
- Do not store the device under any circumstance containing electronic erosive material.
- Avoid to pull the device up by holding the antenna or accessories.
- Please power off and unload the battery before cleaning the device.
- Using dry and clean lint-free cloth or hairbrush to keep the device and charger docking port clean.
- Avoid to use any chemical agent including detergent, alcohol, aerosol spray or oil preparations as cleaning solution.
- Dry your device completely after cleaning and before using it again.

FCC Statement

15.19 Labeling requirements.
This device complies with part 15 of the FCC Rules. Operation is subject to the following two conditions: (1) This device may not cause harmful interference, and (2) this device must accept any

interference received, including interference that may cause undesired operation.

15.21 Information to user.
Any Changes or modifications not expressly approved by the party responsible for compliance could void the user's authority to operate the equipment.

15.105 Information to user.
This equipment has been tested and found to comply with the limits for a Class B digital device, pursuant to Part 15 of the FCC Rules. These limits are designed to provide reasonable protection against harmful interference in a residential installation. This equipment generates uses and can radiate radio frequency energy and, if not installed and used in accordance with the instructions, may cause harmful interference to radio communications.

However, there is no guarantee that interference will not occur in a particular installation. If this equipment does cause harmful interference to radio or television reception, which can be determined by turning the equipment off and on, the user is encouraged to try to correct the interference by one or more of the following measures:

- Reorient or relocate the receiving antenna.
- Increase the separation between the equipment and receiver.
- Connect the equipment into an outlet on a circuit different from that to which the receiver is connected.
- Consult the dealer or an experienced radio/TV technician for help.

Specific Absorption Rate (SAR) information:
This product meets the government's requirements for exposure to radio waves. The guidelines are based on standards that were developed by independent scientific organizations through periodic and thorough evaluation of scientific studies. The standards include a substantial safety margin designed to assure the safety of all persons regardless of age or health. FCC RF Exposure Information and Statement The SAR limit of USA (FCC) is 1.6 W/kg averaged over one gram of tissue. This device was tested for typical body-worn operations when the device used at 25mm from front face and 10mm from the product, 0mm

from the belt, for maintain compliance with FCC RF exposure requirements. The use of belt clips, holsters and similar accessories should not contain metallic components in its assembly. The use of accessories that do not satisfy these requirements may not comply with FCC RF exposure requirements, and should be avoided.

CE Warning

- Risk of explosion if battery is replaced by an incorrect type. Dispose of used batteries according to the instructions.
- The product shall only be connected to a USB interface of version USB2.0 or higher.
- Adapter shall be installed near the equipment and shall be easily accessible.
- The operating temperature of the device can't exceed 40°C and shouldn't be lower than -20°C.
- The plug considered as disconnect device of adapter.
- The device complies with RF specifications when the device used at 5mm from the body without belt-clips, 0mm from the body with the belt-clips, 25mm from the face. **CE**
- The band 5150-5350MHz indoor use only.

Hereby, Telo Communication (Shenzhen) Co., Ltd declares that this Mobile phone product is in compliance with essential requirements and other relevant provisions of Directive 2014/53/EU. This product is allowed to be used in all EU member states.



Telo Communication (Shenzhen) Co., Ltd
Tel:+86-755-86950766
E-mail:sales@telox.com
Add:6/F, No.42 Liuxian 1st Road, Bao'an District, Shenzhen, China
www.telox.com