



Appendix A: SAR System performance Check Plots

Measurement	Liquid	Frequency	Test Date
System Check	Head	750	2023/08/17
System Check	Head	835	2023/08/08
System Check	Head	1800	2023/08/10
System Check	Head	1900	2023/08/12
System Check	Head	2450	2023/08/03
System Check	Head	2600	2023/08/15
System Check	Head	5200	2023/08/13
System Check	Head	5800	2023/08/14

System Performance Check (750MHz)

Type: Validation measurement

Date of measurement: 08/17/2023

A. Experimental conditions.

E-Field Probe	SATIMO 0523-EPGO-403
Area Scan	dx=8mm dy=8mm
Zoom Scan	5x5x7,dx=8mm dy=8mm dz=5mm
Phantom	Validation plane
Device Position	Dipole
Band	750MHz
Channels	Middle
Signal	CW(Crest factor: 1.0)


B. SAR Measurement Results

Frequency (MHz)	750
Relative permittivity (real part)	41.12
Conductivity (S/m)	0.90
Variation (%)	-0.21

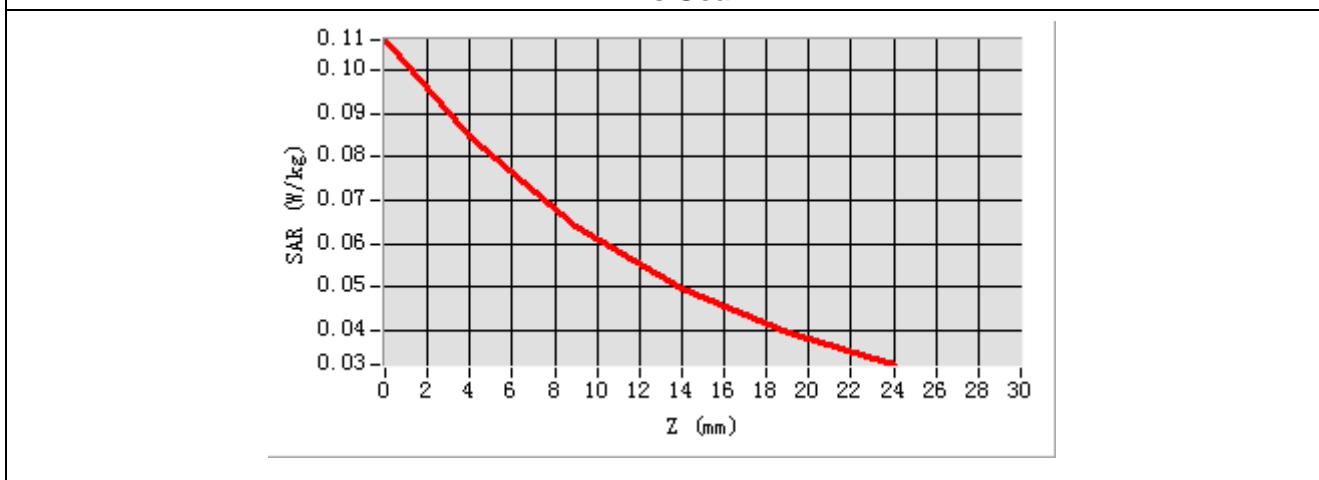
Maximum location: X=3.00, Y=-10.00

SAR Peak: 0.11 W/kg

SAR 10g (W/Kg)	0.058687
SAR 1g (W/Kg)	0.085815



Z Axis Scan



System Performance Check (835MHz)

Type: Validation measurement

Date of measurement: 08/08/2023

A. Experimental conditions.

E-Field Probe	SATIMO 0523-EPGO-403
Area Scan	dx=8mm dy=8mm
Zoom Scan	5x5x7,dx=8mm dy=8mm dz=5mm
Phantom	Validation plane
Device Position	Dipole
Band	835MHz
Channels	Middle
Signal	CW(Crest factor: 1.0)


B. SAR Measurement Results

Frequency (MHz)	835
Relative permittivity (real part)	40.87
Conductivity (S/m)	0.89
Variation (%)	0.39

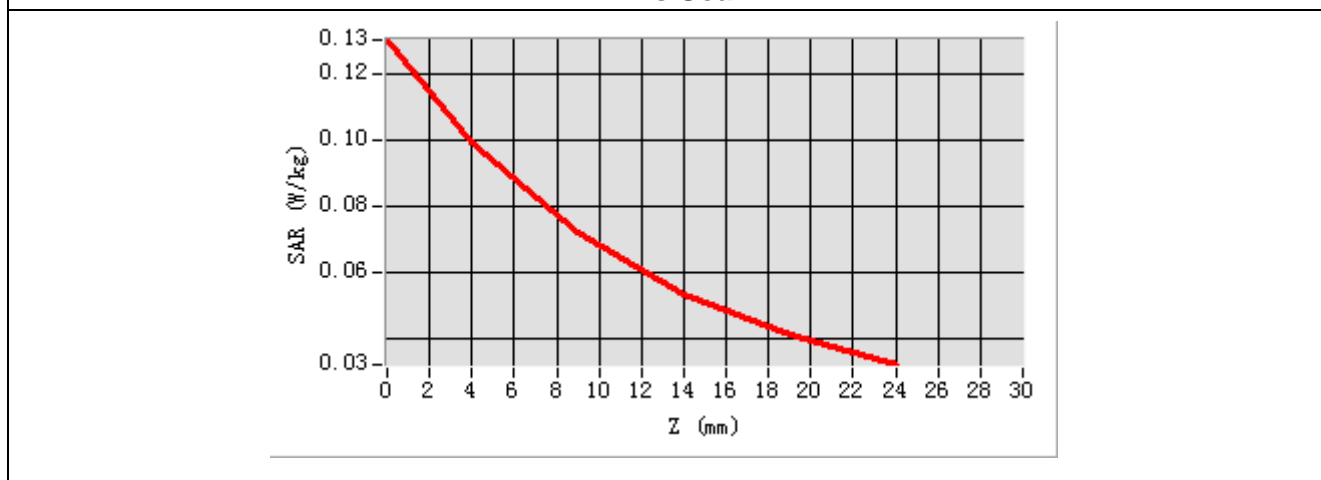
Maximum location: X=7.00, Y=-10.00

SAR Peak: 0.13 W/kg

SAR 10g (W/Kg)	0.067322
SAR 1g (W/Kg)	0.100825



Z Axis Scan



System Performance Check (1800MHz)

Type: Validation measurement

Date of measurement: 08/10/2023

A. Experimental conditions.

E-Field Probe	SATIMO 0523-EPGO-403
Area Scan	dx=8mm dy=8mm
Zoom Scan	5x5x7,dx=8mm dy=8mm dz=5mm
Phantom	Validation plane
Device Position	Dipole
Band	1800MHz
Channels	Middle
Signal	CW(Crest factor: 1.0)


B. SAR Measurement Results

Frequency (MHz)	1800
Relative permittivity (real part)	40.49
Conductivity (S/m)	1.39
Variation (%)	0.21

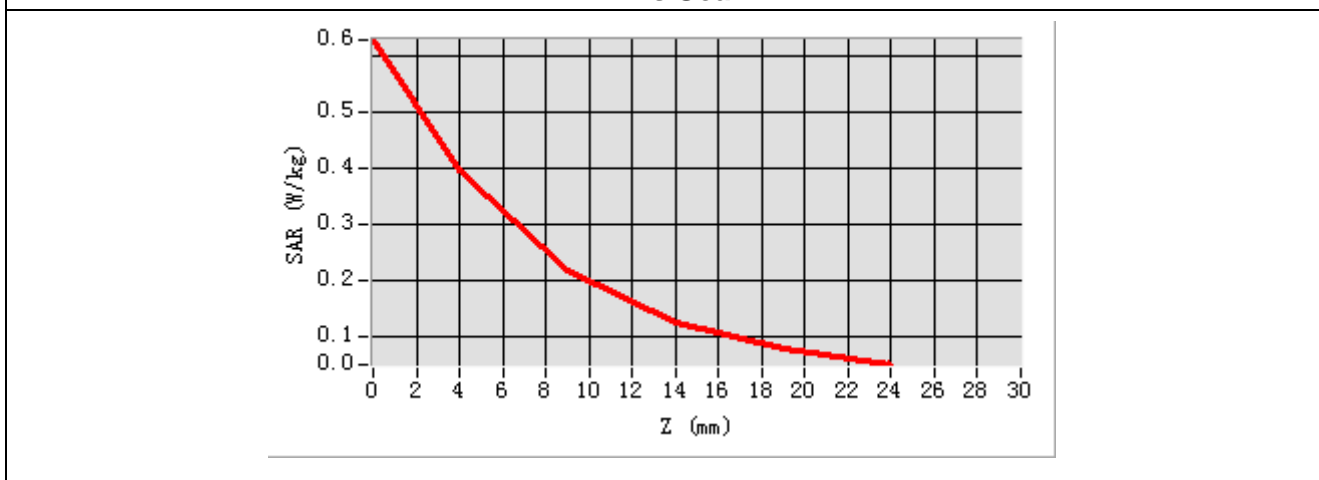
Maximum location: X=0.00, Y=0.00

SAR Peak: 0.59 W/kg

SAR 10g (W/Kg)	0.195028
SAR 1g (W/Kg)	0.367665



Z Axis Scan



System Performance Check (1900MHz)

Type: Validation measurement

Date of measurement: 08/12/2023

A. Experimental conditions.

E-Field Probe	SATIMO 0523-EPGO-403
Area Scan	dx=8mm dy=8mm
Zoom Scan	5x5x7,dx=8mm dy=8mm dz=5mm
Phantom	Validation plane
Device Position	Dipole
Band	1900MHz
Channels	Middle
Signal	CW(Crest factor: 1.0)


B. SAR Measurement Results

Frequency (MHz)	1900
Relative permittivity (real part)	39.72
Conductivity (S/m)	1.41
Variation (%)	-0.09

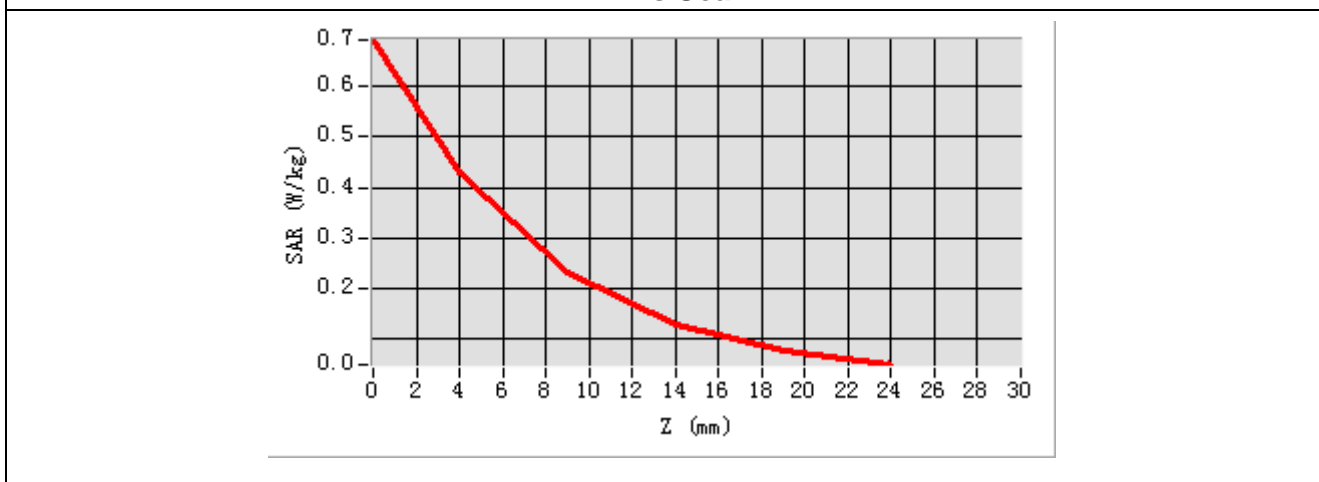
Maximum location: X=2.00, Y=1.00

SAR Peak: 0.70 W/kg

SAR 10g (W/Kg)	0.207851
SAR 1g (W/Kg)	0.416328



Z Axis Scan



System Performance Check (2450MHz)

Type: Validation measurement

Date of measurement: 08/03/2023

A. Experimental conditions.

E-Field Probe	SATIMO 0523-EPGO-403
Area Scan	dx=8mm dy=8mm
Zoom Scan	7x7x7,dx=5mm dy=5mm dz=5mm
Phantom	Validation plane
Device Position	Dipole
Band	2450MHz
Channels	Middle
Signal	CW(Crest factor: 1.0)


B. SAR Measurement Results

Frequency (MHz)	2450
Relative permittivity (real part)	38.74
Conductivity (S/m)	1.85
Variation (%)	0.31

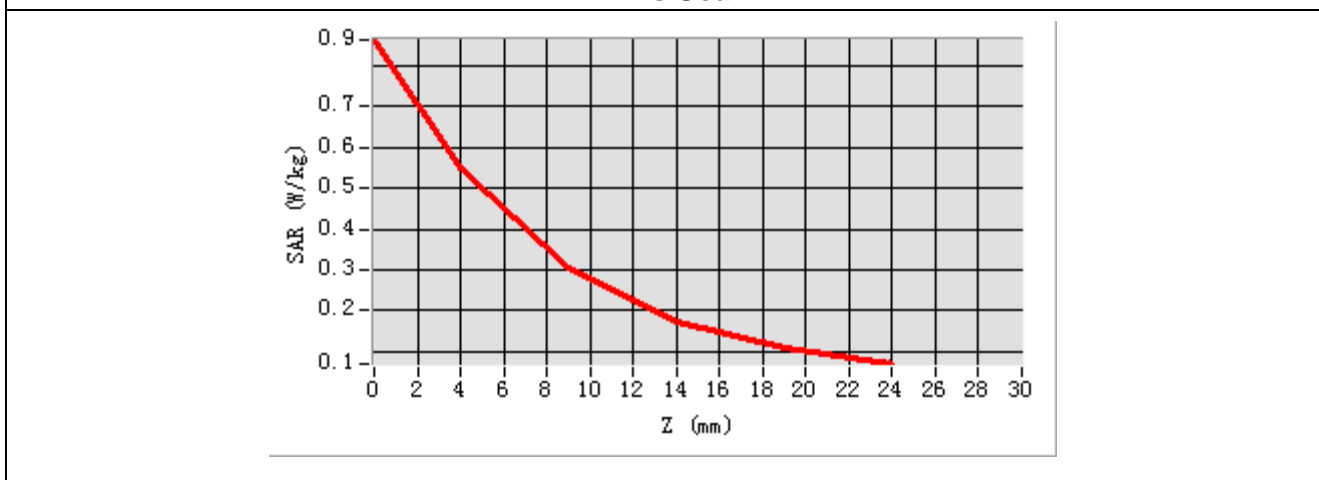
Maximum location: X=1.00, Y=-7.00

SAR Peak: 0.89 W/kg

SAR 10g (W/Kg)	0.224505
SAR 1g (W/Kg)	0.498120



Z Axis Scan



System Performance Check (2600MHz)

Type: Validation measurement

Date of measurement: 08/15/2023

A. Experimental conditions.

E-Field Probe	SATIMO 0523-EPGO-403
Area Scan	dx=8mm dy=8mm
Zoom Scan	7x7x7,dx=5mm dy=5mm dz=5mm
Phantom	Validation plane
Device Position	Dipole
Band	2600MHz
Channels	Middle
Signal	CW(Crest factor: 1.0)


B. SAR Measurement Results

Frequency (MHz)	2600
Relative permittivity (real part)	39.34
Conductivity (S/m)	1.89
Variation (%)	0.15

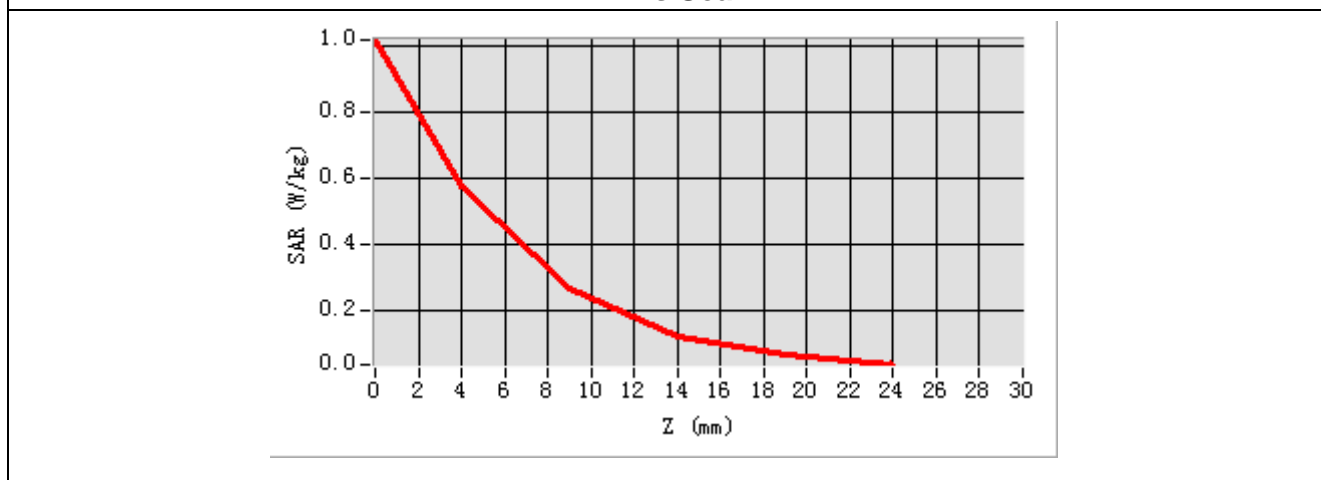
Maximum location: X=-3.00, Y=-5.00

SAR Peak: 1.01 W/kg

SAR 10g (W/Kg)	0.247461
SAR 1g (W/Kg)	0.538892



Z Axis Scan



System Performance Check (5200MHz)

Type: Validation measurement

Date of measurement: 08/13/2023

A. Experimental conditions.

E-Field Probe	SATIMO 0523-EPGO-403
Area Scan	dx=8mm dy=8mm
Zoom Scan	7x7x12,dx=4mm dy=4mm dz=2mm
Phantom	Validation plane
Device Position	Dipole
Band	5200MHz
Channels	Middle
Signal	CW(Crest factor: 1.0)


B. SAR Measurement Results

Frequency (MHz)	5200
Relative permittivity (real part)	35.67
Conductivity (S/m)	4.61
Variation (%)	0.08

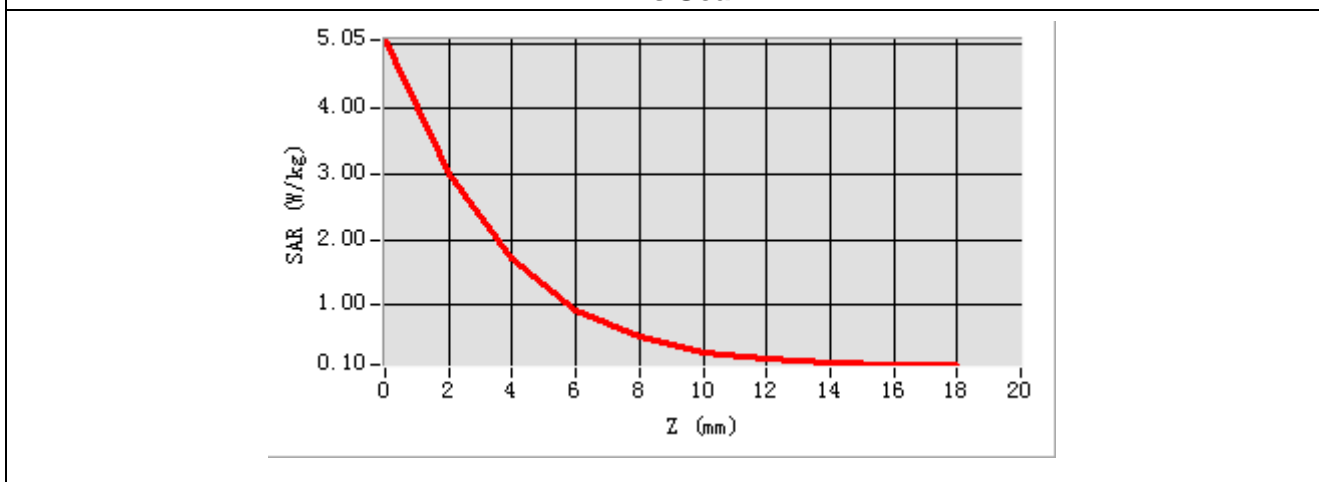
Maximum location: X=0.00, Y=-1.00

SAR Peak: 5.11 W/kg

SAR 10g (W/Kg)	0.550961
SAR 1g (W/Kg)	1.648274



Z Axis Scan



System Performance Check (5800MHz)

Type: Validation measurement

Date of measurement: 08/14/2023

A. Experimental conditions.

E-Field Probe	SATIMO 0523-EPGO-403
Area Scan	dx=8mm dy=8mm
Zoom Scan	7x7x12,dx=4mm dy=4mm dz=2mm
Phantom	Validation plane
Device Position	Dipole
Band	5800MHz
Channels	Middle
Signal	CW(Crest factor: 1.0)


B. SAR Measurement Results

Frequency (MHz)	5800
Relative permittivity (real part)	34.42
Conductivity (S/m)	5.29
Variation (%)	-0.02

Maximum location: X=0.00, Y=0.00

SAR Peak: 5.94 W/kg

SAR 10g (W/Kg)	0.610425
SAR 1g (W/Kg)	1.840028



Z Axis Scan

