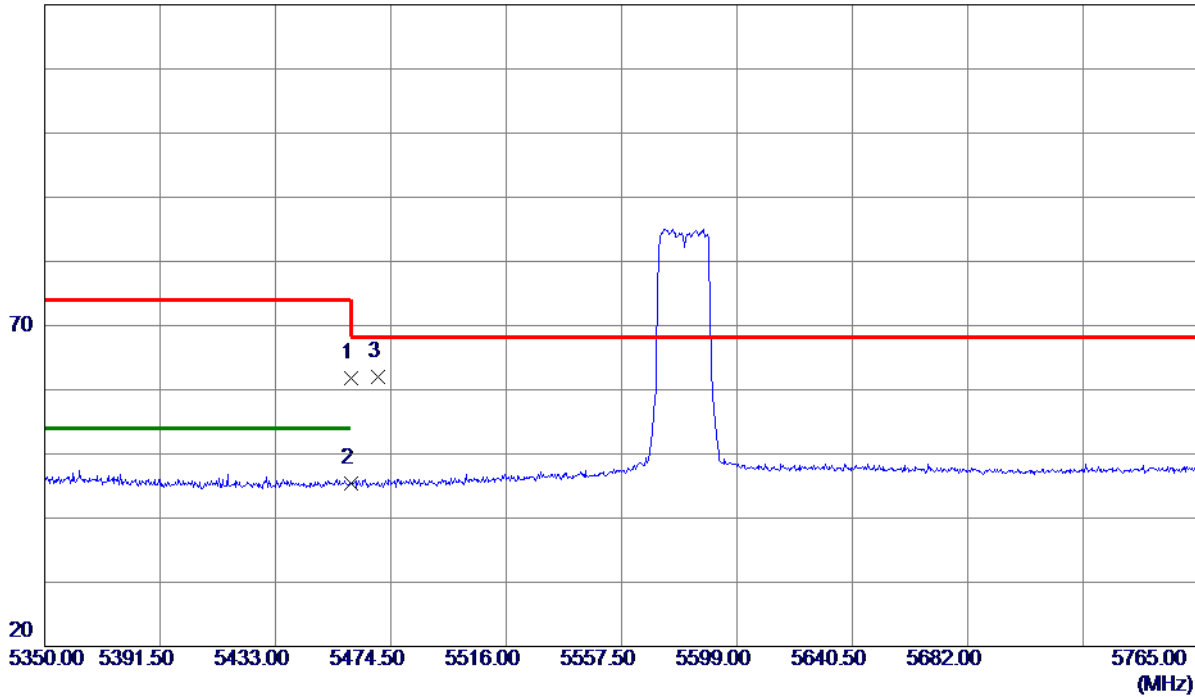


Orthogonal Axis	X
Test Mode	UNII-2C_TX N (HT20) Mode 5580 MHz

Horizontal

120 dBuV/m



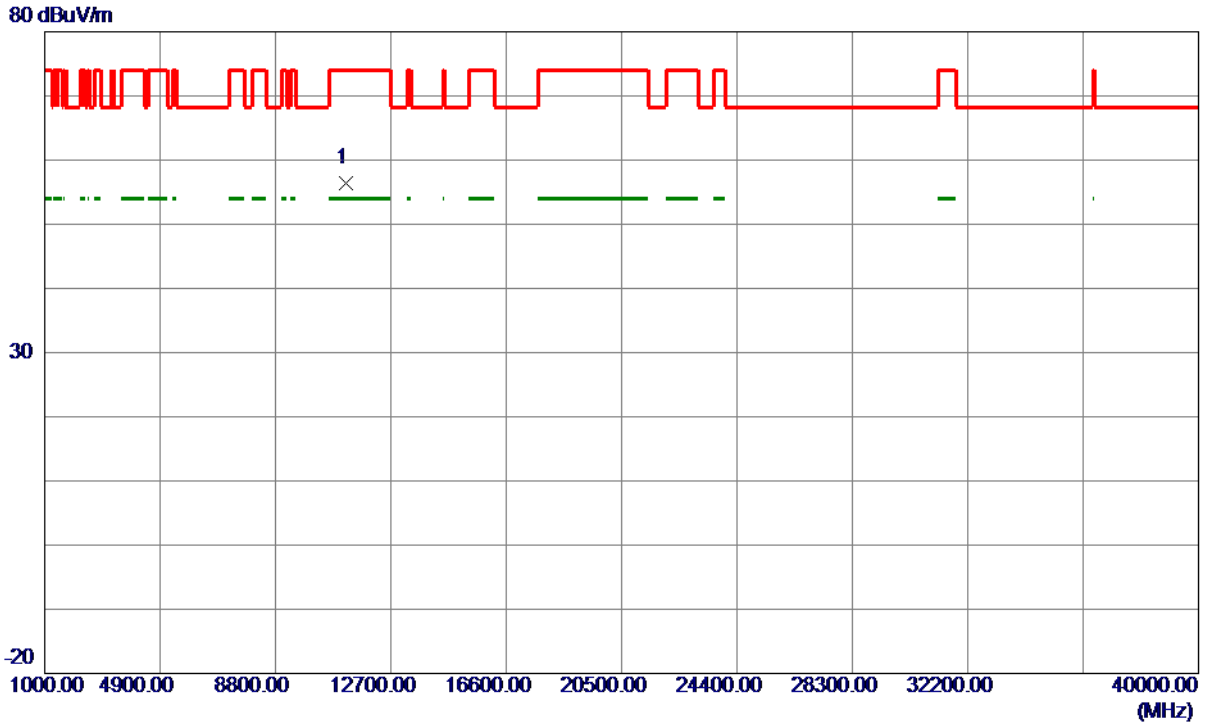
No.	Freq. MHz	Reading Level dBuV/m	Correct Factor dB	Measure ment dBuV/m	Limit dBuV/m	Margin dB	Detector	Comment
1	5460.0000	22.29	39.46	61.75	74.00	-12.25	Peak	
2	5460.0000	5.97	39.46	45.43	54.00	-8.57	AVG	
3 *	5470.0000	22.55	39.47	62.02	68.30	-6.28	Peak	

REMARKS:

- (1) Measurement Value = Reading Level + Correct Factor.
- (2) Margin Level = Measurement Value - Limit Value.

Orthogonal Axis	X
Test Mode	UNII-2C_TX N (HT20) Mode 5580 MHz

Horizontal



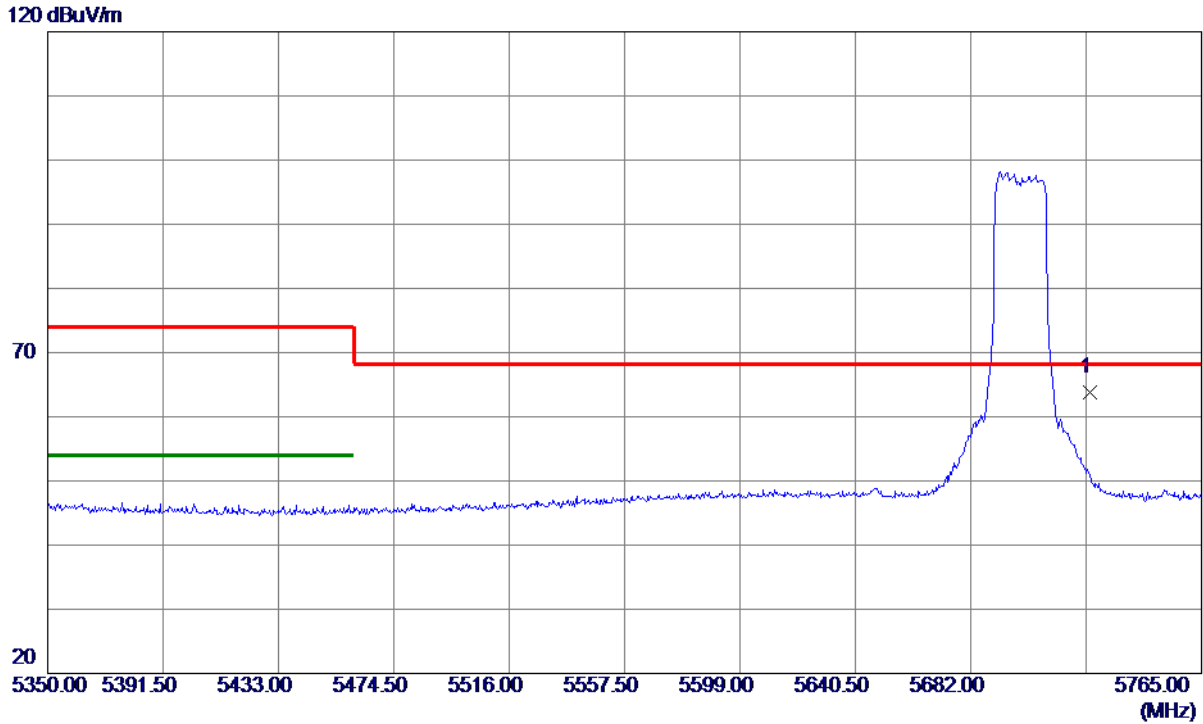
No.	Freq. MHz	Reading Level dBuV/m	Correct Factor dB	Measure ment dBuV/m	Limit dBuV/m	Margin dB	Detector	Comment
1 *	11167.7900	56.27	0.06	56.33	74.00	-17.67	Peak	

REMARKS:

- (1) Measurement Value = Reading Level + Correct Factor.
- (2) Margin Level = Measurement Value - Limit Value.

Orthogonal Axis	X
Test Mode	UNII-2C_TX N (HT20) Mode 5700 MHz

Vertical



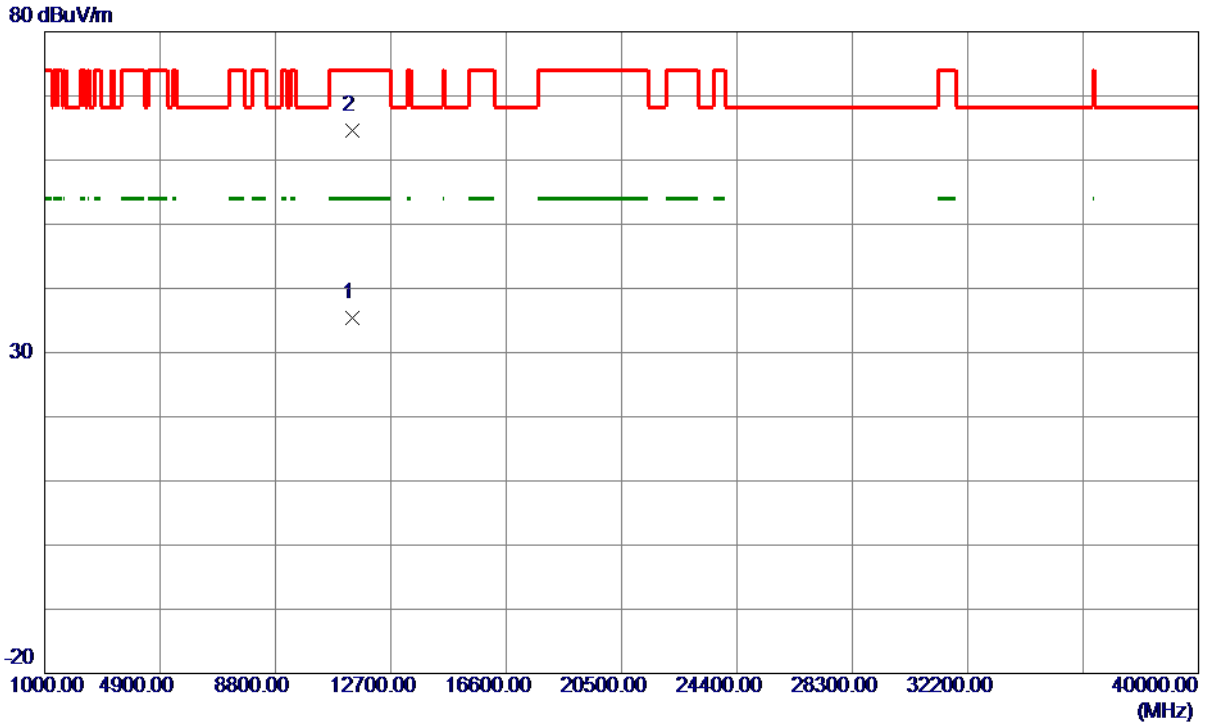
No.	Freq. MHz	Reading Level dBuV/m	Correct Factor dB	Measure ment dBuV/m	Limit dBuV/m	Margin dB	Detector	Comment
1 *	5725.0000	23.75	40.05	63.80	68.30	-4.50	Peak	

REMARKS:

- (1) Measurement Value = Reading Level + Correct Factor.
- (2) Margin Level = Measurement Value - Limit Value.

Orthogonal Axis	X
Test Mode	UNII-2C_TX N (HT20) Mode 5700 MHz

Vertical



No.	Freq. MHz	Reading Level dBuV/m	Correct Factor dB	Measure ment dBuV/m	Limit dBuV/m	Margin dB	Detector	Comment
1	11400.0100	35.62	-0.25	35.37	54.00	-18.63	AVG	
2 *	11404.4200	64.80	-0.25	64.55	74.00	-9.45	Peak	

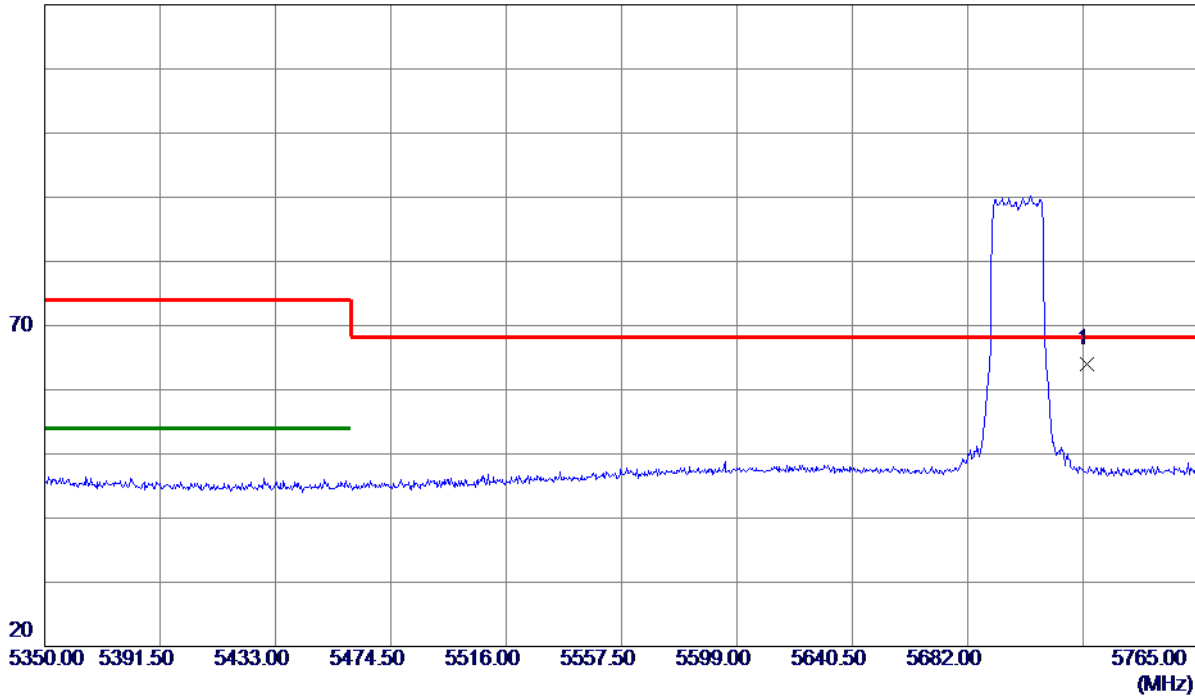
REMARKS:

- (1) Measurement Value = Reading Level + Correct Factor.
- (2) Margin Level = Measurement Value - Limit Value.

Orthogonal Axis	X
Test Mode	UNII-2C_TX N (HT20) Mode 5700 MHz

Horizontal

120 dBuV/m



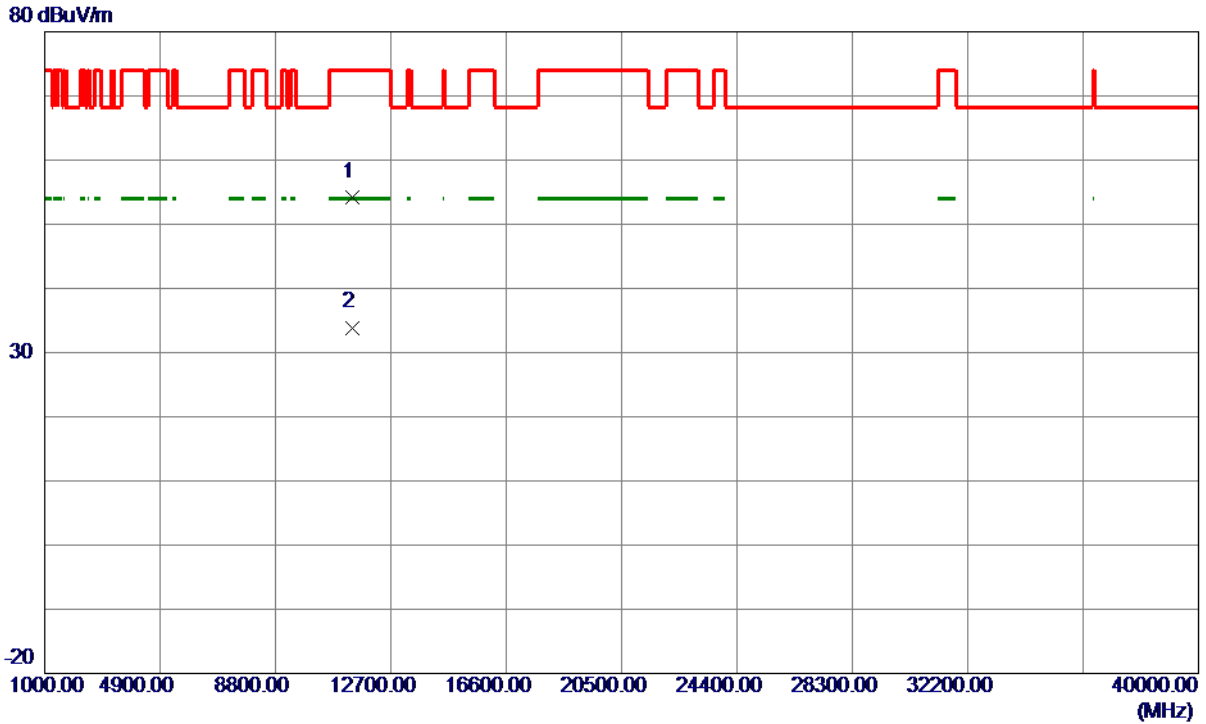
No.	Freq. MHz	Reading Level dBuV/m	Correct Factor dB	Measure ment dBuV/m	Limit dBuV/m	Margin dB	Detector	Comment
1 *	5725.0000	24.03	40.05	64.08	68.30	-4.22	Peak	

REMARKS:

- (1) Measurement Value = Reading Level + Correct Factor.
- (2) Margin Level = Measurement Value - Limit Value.

Orthogonal Axis	X
Test Mode	UNII-2C_TX N (HT20) Mode 5700 MHz

Horizontal



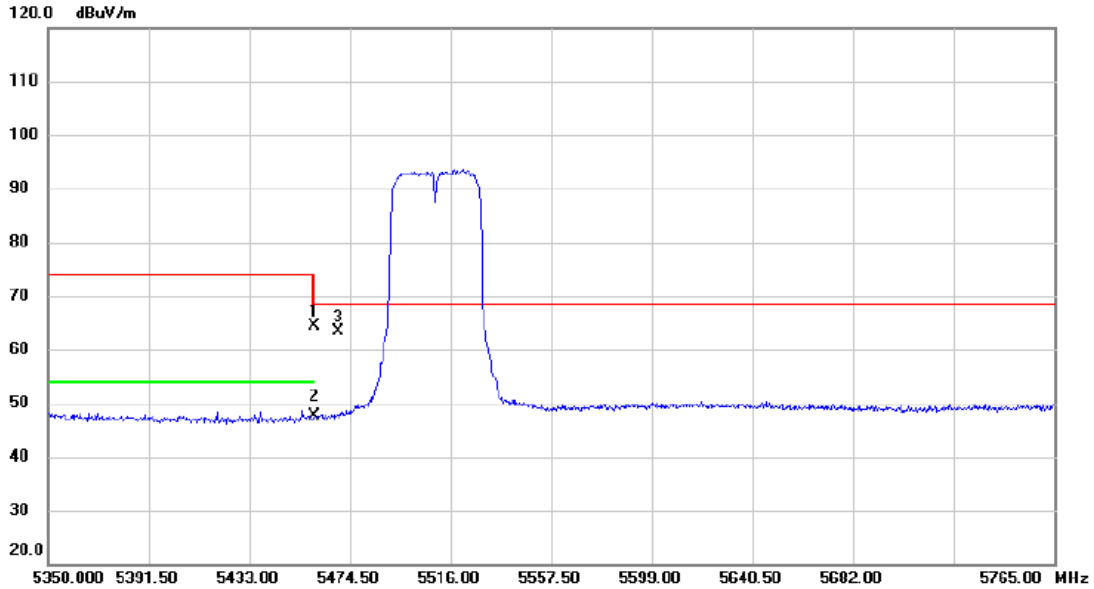
No.	Freq. MHz	Reading Level dBuV/m	Correct Factor dB	Measure ment dBuV/m	Limit dBuV/m	Margin dB	Detector	Comment
1 *	11396.3400	54.53	-0.24	54.29	74.00	-19.71	Peak	
2	11404.1200	34.15	-0.25	33.90	54.00	-20.10	AVG	

REMARKS:

- (1) Measurement Value = Reading Level + Correct Factor.
- (2) Margin Level = Measurement Value - Limit Value.

Orthogonal Axis	X
Test Mode	UNII-2C_TX N (HT40) Mode 5510 MHz

Vertical



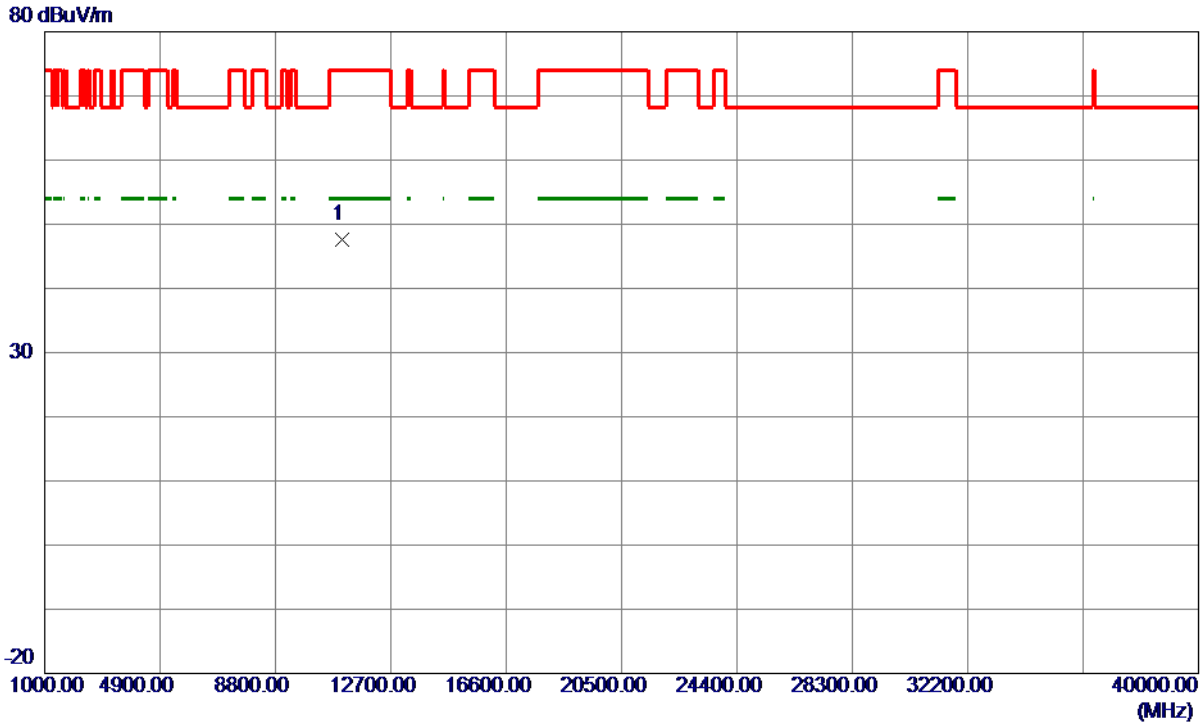
No.	Mk.	Freq. MHz	Reading Level dBuV	Correct Factor dB	Measure- ment dBuV/m	Limit dBuV/m	Margin dB	Detector	Comment
1		5460.000	23.17	41.17	64.34	74.00	-9.66	peak	
2		5460.000	6.47	41.17	47.64	54.00	-6.36	AVG	
3	*	5470.000	22.18	41.19	63.37	68.30	-4.93	peak	

REMARKS:

- (1) Measurement Value = Reading Level + Correct Factor.
- (2) Margin Level = Measurement Value - Limit Value.

Orthogonal Axis	X
Test Mode	UNII-2C_TX N (HT40) Mode 5510 MHz

Vertical



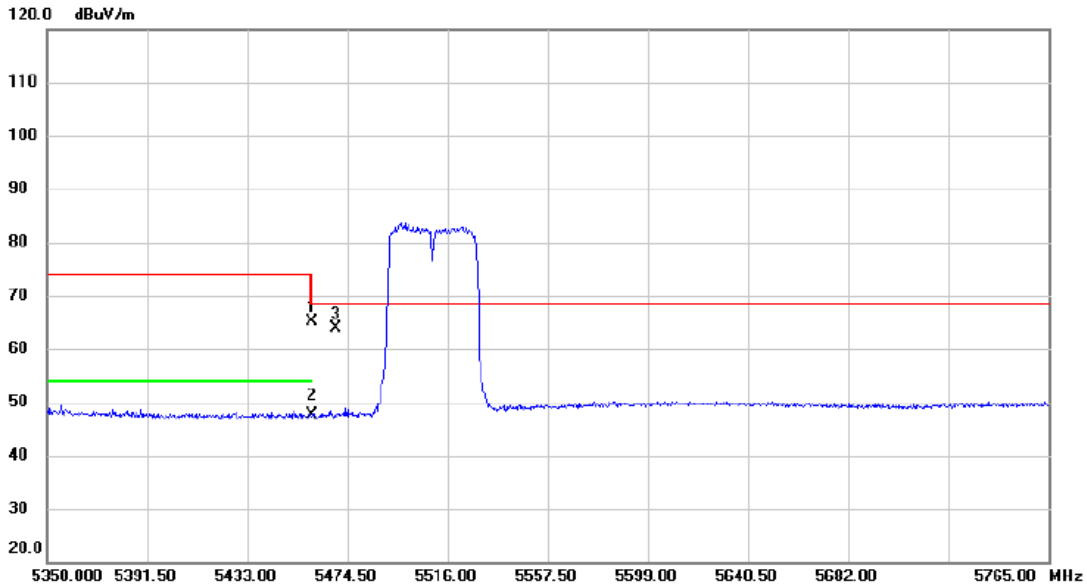
No.	Freq. MHz	Reading Level dBuV/m	Correct Factor dB	Measure ment dBuV/m	Limit dBuV/m	Margin dB	Detector	Comment
1 *	11041.6500	47.40	0.22	47.62	74.00	-26.38	Peak	

REMARKS:

- (1) Measurement Value = Reading Level + Correct Factor.
- (2) Margin Level = Measurement Value - Limit Value.

Orthogonal Axis	X
Test Mode	UNII-2C_TX N (HT40) Mode 5510 MHz

Horizontal



No.	Mk.	Freq. MHz	Reading Level dBuV	Correct Factor dB	Measure- ment dBuV/m	Limit dBuV/m	Margin dB	Detector	Comment
1		5460.000	24.03	41.17	65.20	74.00	-8.80	peak	
2		5460.000	6.34	41.17	47.51	54.00	-6.49	AVG	
3	*	5470.000	22.59	41.19	63.78	68.30	-4.52	peak	

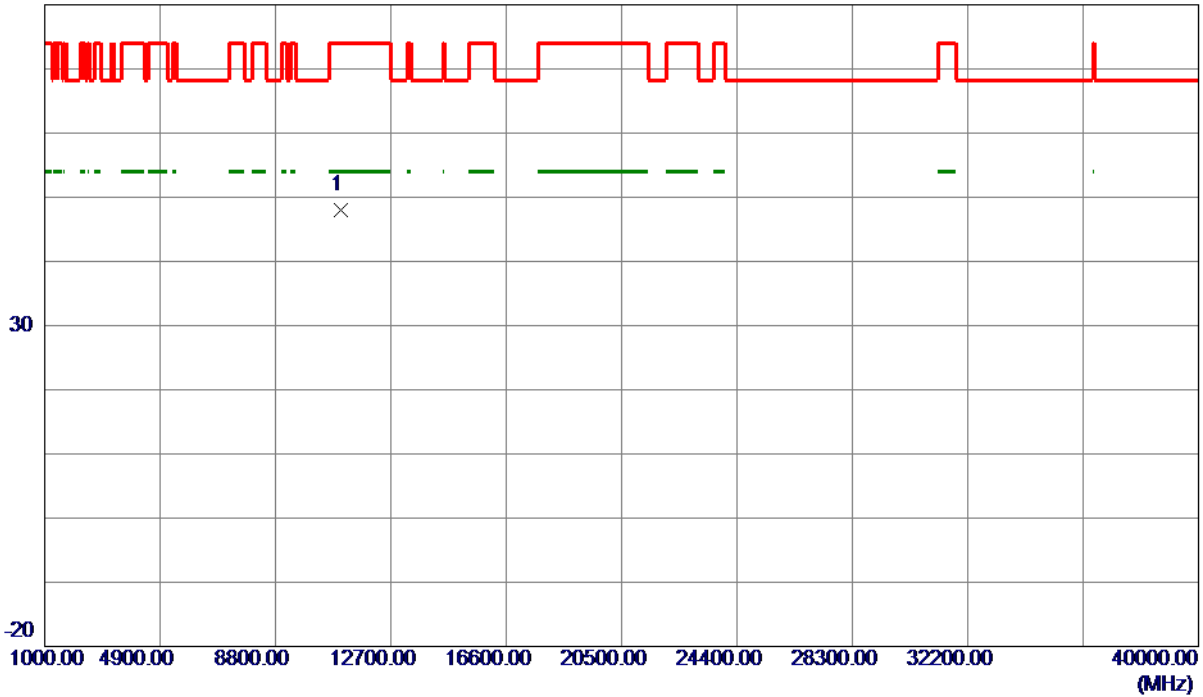
REMARKS:

- (1) Measurement Value = Reading Level + Correct Factor.
- (2) Margin Level = Measurement Value - Limit Value.

Orthogonal Axis	X
Test Mode	UNII-2C_TX N (HT40) Mode 5510 MHz

Horizontal

80 dBuV/m



No.	Freq. MHz	Reading Level dBuV/m	Correct Factor dB	Measure ment dBuV/m	Limit dBuV/m	Margin dB	Detector	Comment
1 *	11019.1500	47.71	0.25	47.96	74.00	-26.04	Peak	

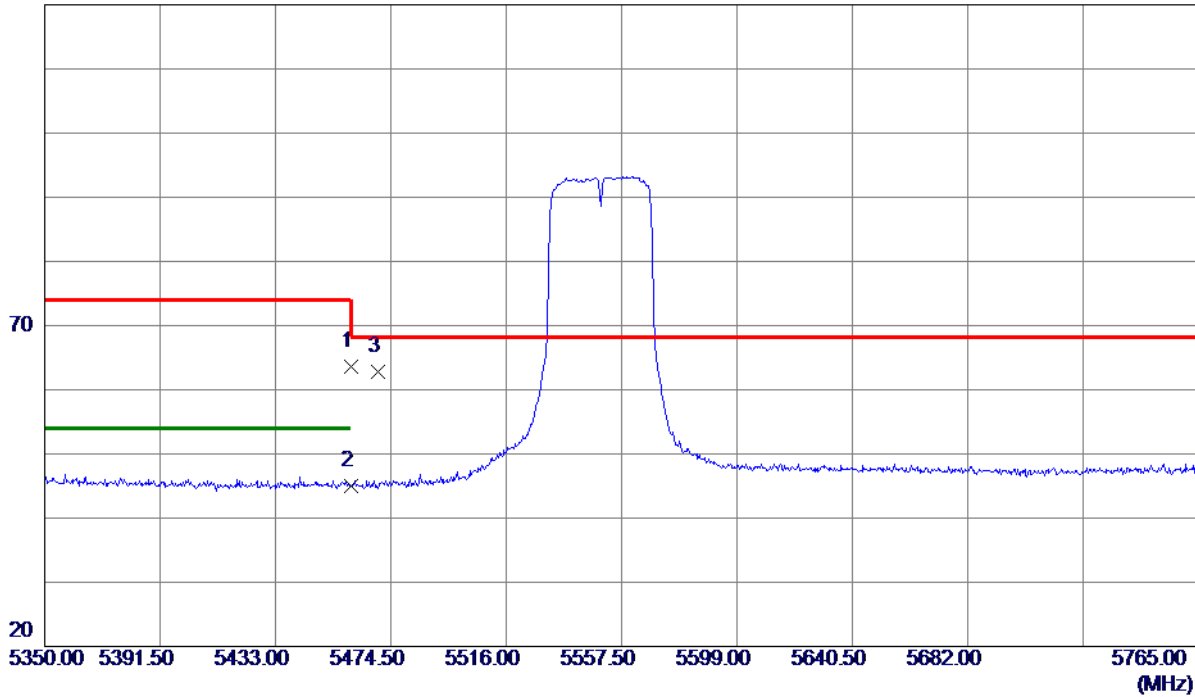
REMARKS:

- (1) Measurement Value = Reading Level + Correct Factor.
- (2) Margin Level = Measurement Value - Limit Value.

Orthogonal Axis	X
Test Mode	UNII-2C_TX N (HT40) Mode 5550 MHz

Vertical

120 dBuV/m



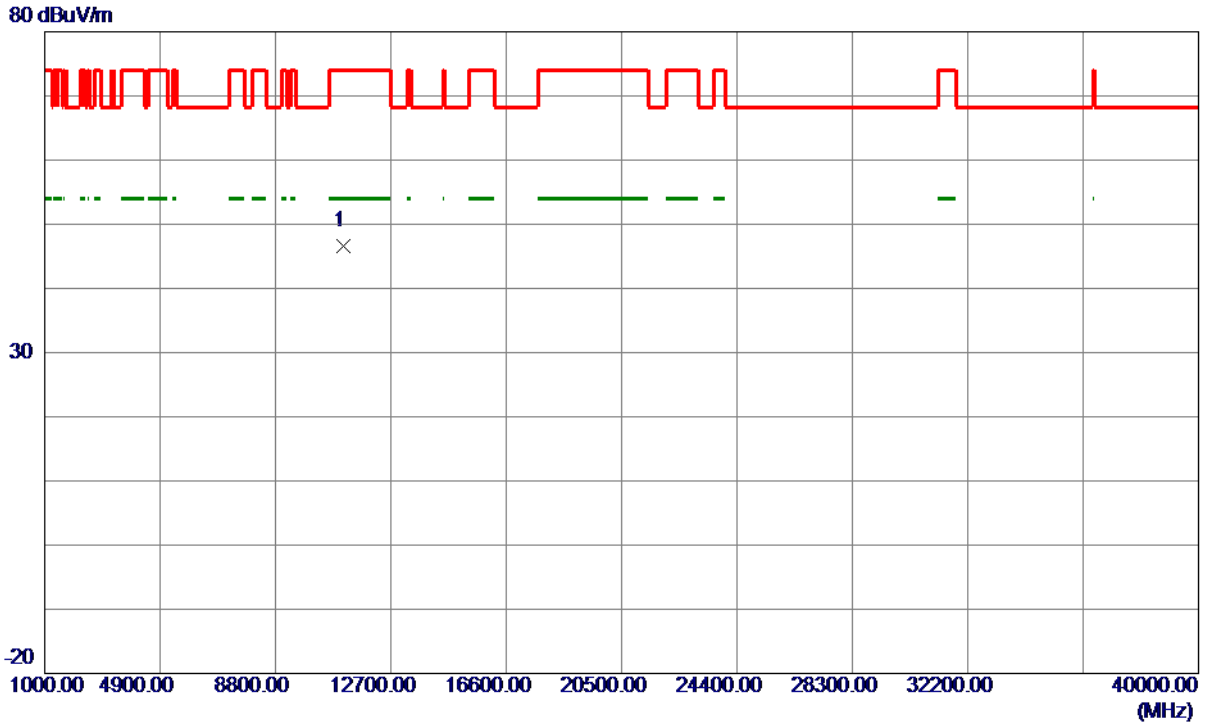
No.	Freq. MHz	Reading Level dBuV/m	Correct Factor dB	Measure ment dBuV/m	Limit dBuV/m	Margin dB	Detector	Comment
1	5460.0000	24.05	39.46	63.51	74.00	-10.49	Peak	
2	5460.0000	5.54	39.46	45.00	54.00	-9.00	AVG	
3 *	5470.0000	23.34	39.47	62.81	68.30	-5.49	Peak	

REMARKS:

- (1) Measurement Value = Reading Level + Correct Factor.
- (2) Margin Level = Measurement Value - Limit Value.

Orthogonal Axis	X
Test Mode	UNII-2C_TX N (HT40) Mode 5550 MHz

Vertical



No.	Freq. MHz	Reading Level dBuV/m	Correct Factor dB	Measure ment dBuV/m	Limit dBuV/m	Margin dB	Detector	Comment
1 *	11104.2900	46.38	0.14	46.52	74.00	-27.48	Peak	

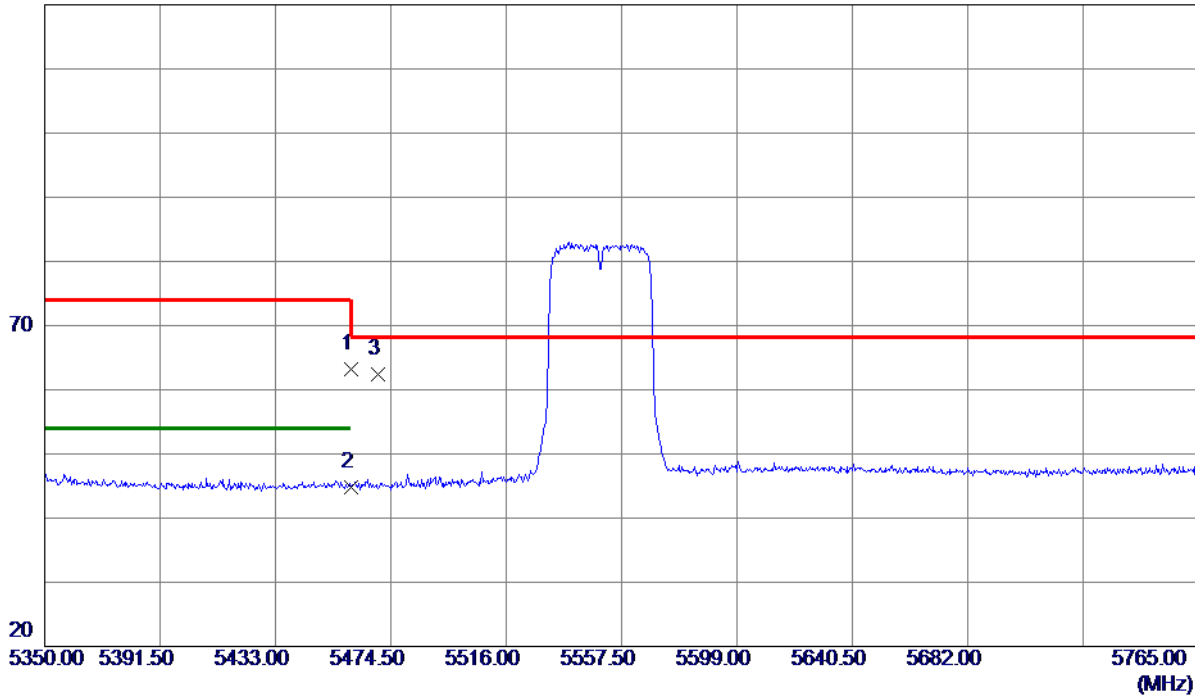
REMARKS:

- (1) Measurement Value = Reading Level + Correct Factor.
- (2) Margin Level = Measurement Value - Limit Value.

Orthogonal Axis	X
Test Mode	UNII-2C_TX N (HT40) Mode 5550 MHz

Horizontal

120 dBuV/m



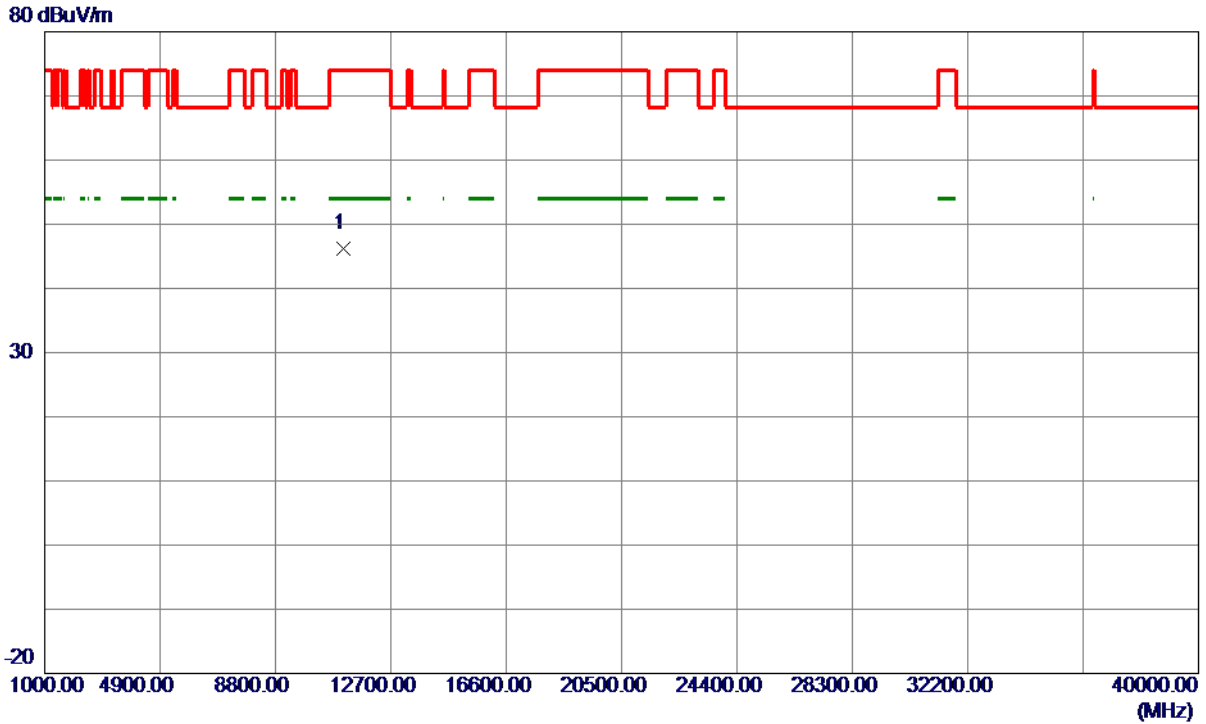
No.	Freq. MHz	Reading Level dBuV/m	Correct Factor dB	Measure ment dBuV/m	Limit dBuV/m	Margin dB	Detector	Comment
1	5460.0000	23.81	39.46	63.27	74.00	-10.73	Peak	
2	5460.0000	5.35	39.46	44.81	54.00	-9.19	AVG	
3 *	5470.0000	22.85	39.47	62.32	68.30	-5.98	Peak	

REMARKS:

- (1) Measurement Value = Reading Level + Correct Factor.
- (2) Margin Level = Measurement Value - Limit Value.

Orthogonal Axis	X
Test Mode	UNII-2C_TX N (HT40) Mode 5550 MHz

Horizontal



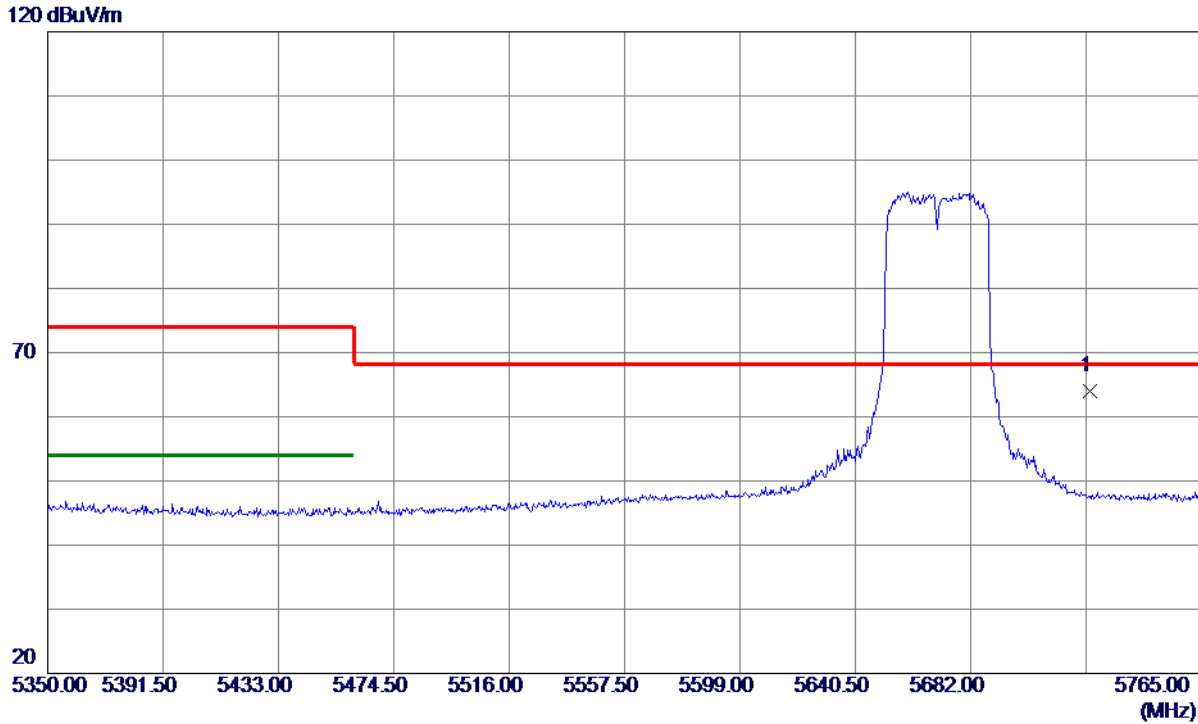
No.	Freq. MHz	Reading Level dBuV/m	Correct Factor dB	Measure ment dBuV/m	Limit dBuV/m	Margin dB	Detector	Comment
1 *	11108.5000	46.03	0.14	46.17	74.00	-27.83	Peak	

REMARKS:

- (1) Measurement Value = Reading Level + Correct Factor.
- (2) Margin Level = Measurement Value - Limit Value.

Orthogonal Axis	X
Test Mode	UNII-2C_TX N (HT40) Mode 5670 MHz

Vertical



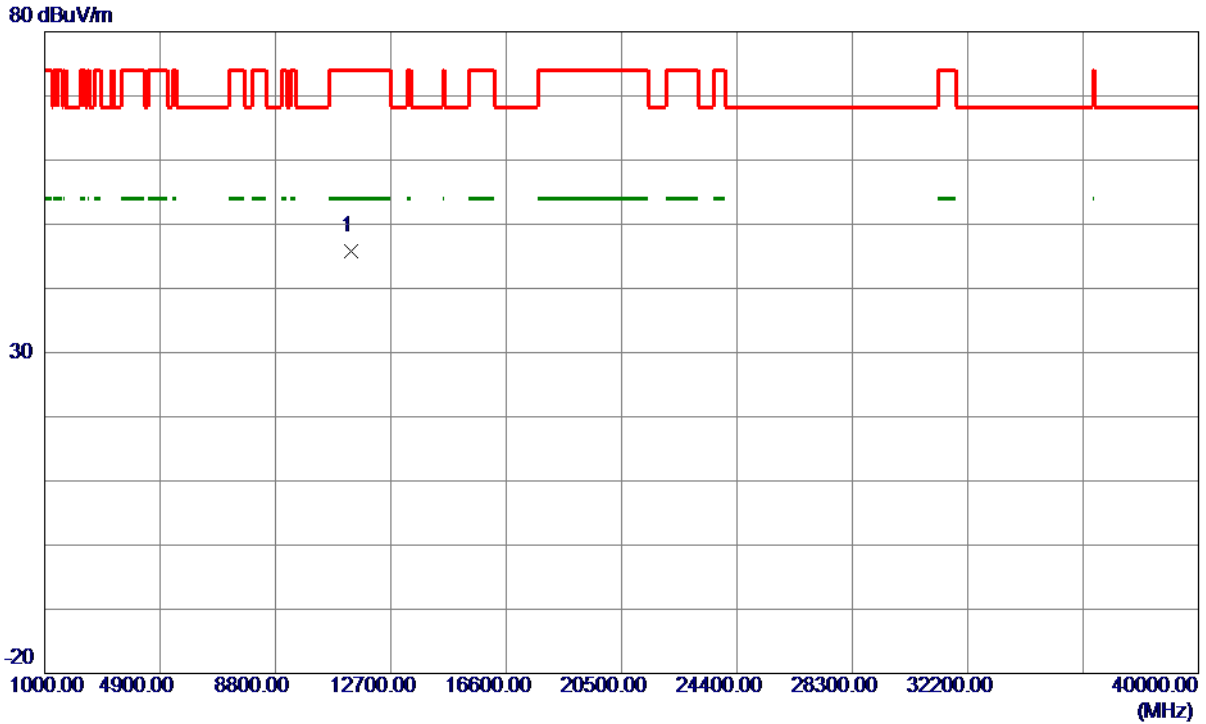
No.	Freq. MHz	Reading Level dBuV/m	Correct Factor dB	Measure ment dBuV/m	Limit dBuV/m	Margin dB	Detector	Comment
1 *	5725.0000	23.88	40.05	63.93	68.30	-4.37	Peak	

REMARKS:

- (1) Measurement Value = Reading Level + Correct Factor.
- (2) Margin Level = Measurement Value - Limit Value.

Orthogonal Axis	X
Test Mode	UNII-2C_TX N (HT40) Mode 5670 MHz

Vertical



No.	Freq. MHz	Reading Level dBuV/m	Correct Factor dB	Measure ment dBuV/m	Limit dBuV/m	Margin dB	Detector	Comment
1 *	11338.1120	46.04	-0.17	45.87	74.00	-28.13	Peak	

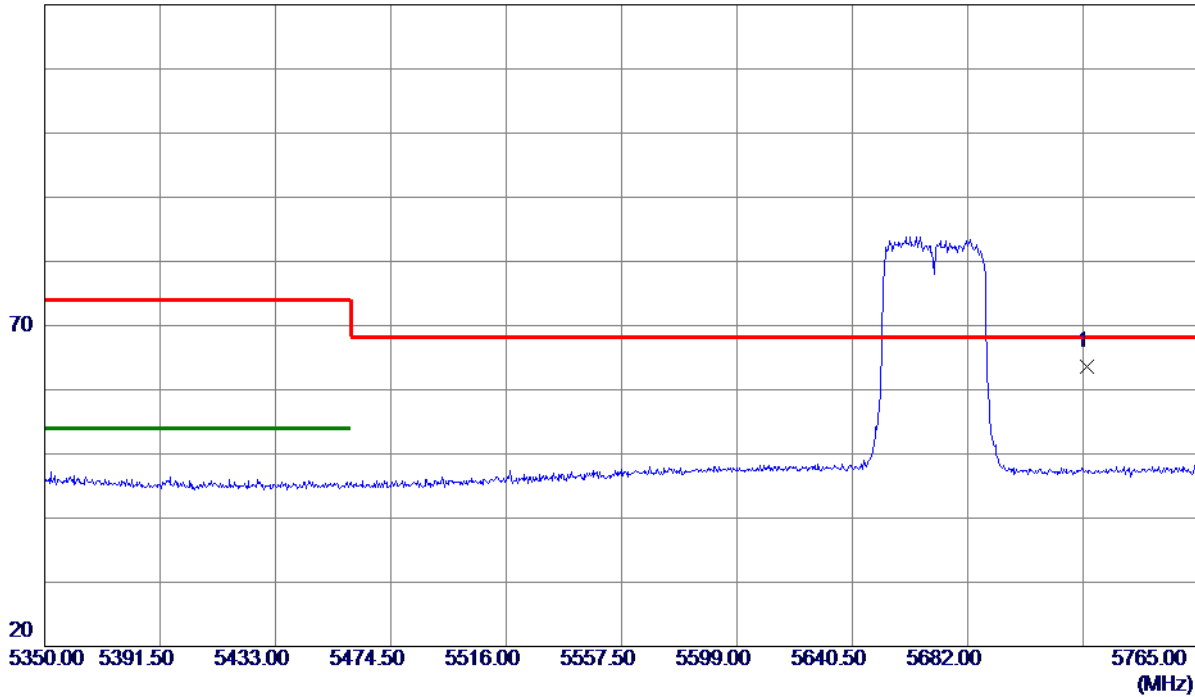
REMARKS:

- (1) Measurement Value = Reading Level + Correct Factor.
- (2) Margin Level = Measurement Value - Limit Value.

Orthogonal Axis	X
Test Mode	UNII-2C_TX N (HT40) Mode 5670 MHz

Horizontal

120 dBuV/m



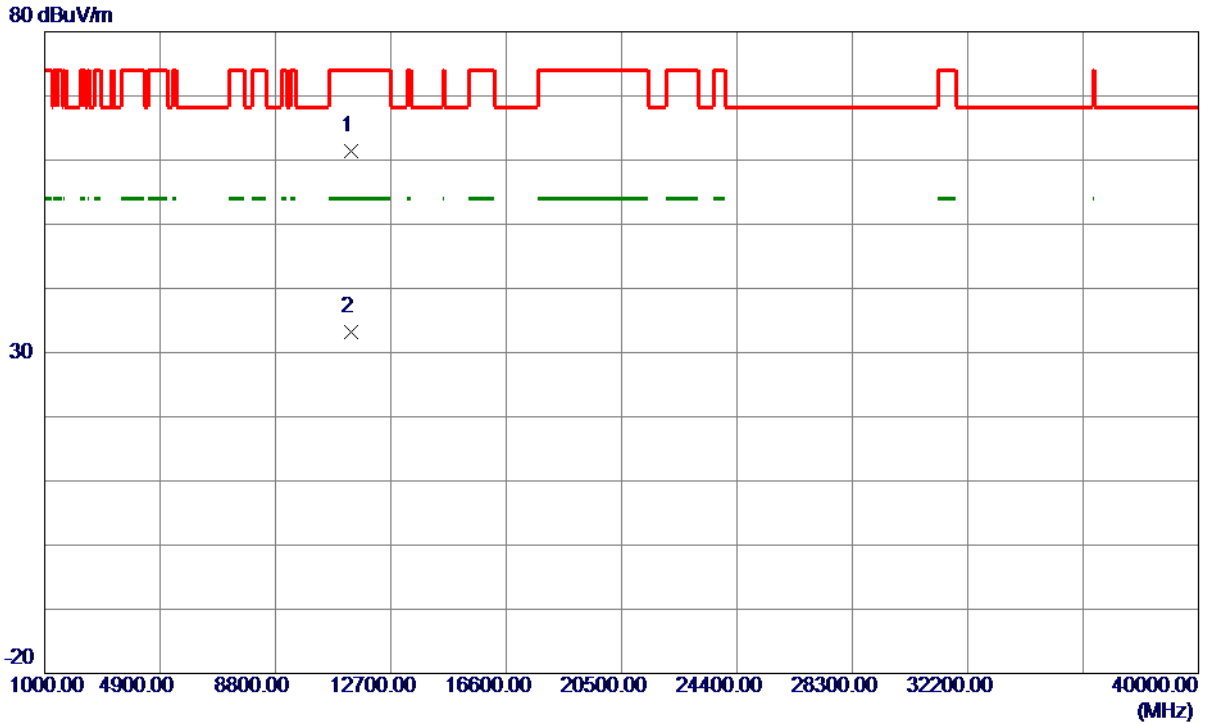
No.	Freq. MHz	Reading Level dBuV/m	Correct Factor dB	Measure ment dBuV/m	Limit dBuV/m	Margin dB	Detector	Comment
1 *	5725.0000	23.61	40.05	63.66	68.30	-4.64	Peak	

REMARKS:

- (1) Measurement Value = Reading Level + Correct Factor.
- (2) Margin Level = Measurement Value - Limit Value.

Orthogonal Axis	X
Test Mode	UNII-2C_TX N (HT40) Mode 5670 MHz

Horizontal



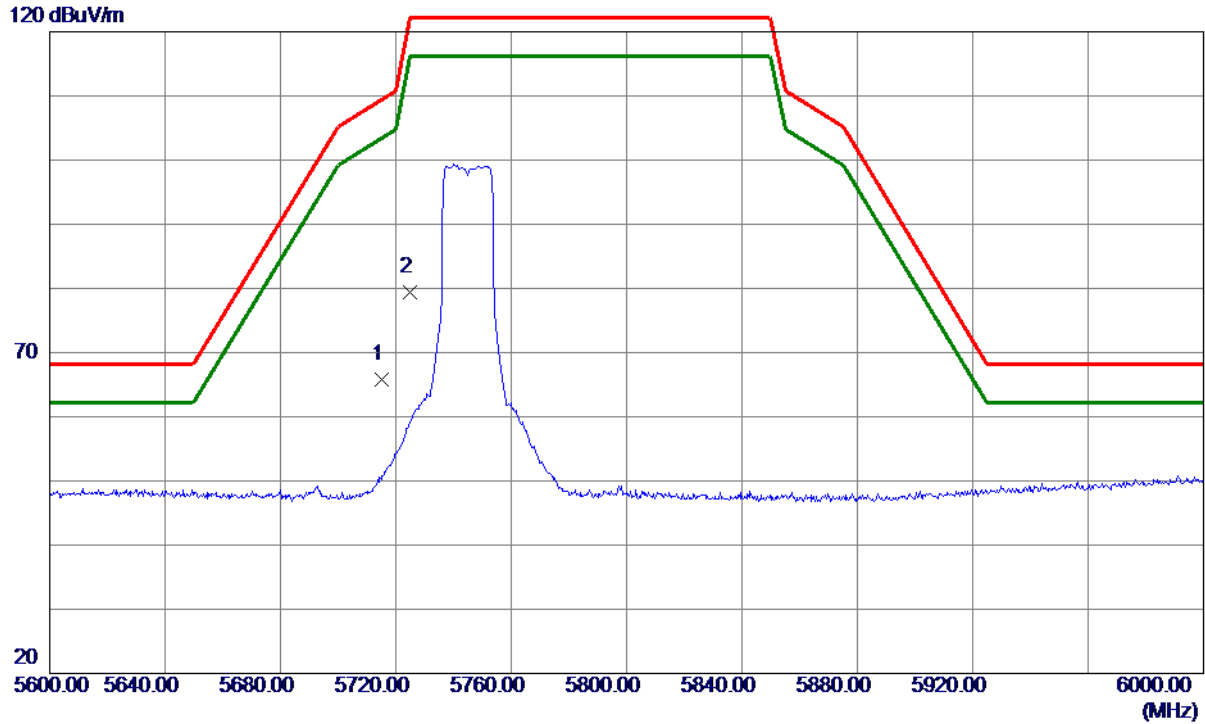
No.	Freq. MHz	Reading Level dBuV/m	Correct Factor dB	Measure ment dBuV/m	Limit dBuV/m	Margin dB	Detector	Comment
1 *	11340.5850	61.54	-0.17	61.37	74.00	-12.63	Peak	
2	11356.6750	33.41	-0.19	33.22	54.00	-20.78	AVG	

REMARKS:

- (1) Measurement Value = Reading Level + Correct Factor.
- (2) Margin Level = Measurement Value - Limit Value.

Orthogonal Axis	X
Test Mode	UNII-3_TX A Mode 5745 MHz

Vertical



No.	Freq. MHz	Reading Level dBuV/m	Correct Factor dB	Measure ment dBuV/m	Limit dBuV/m	Margin dB	Detector	Comment
1	5715.0000	25.75	40.02	65.77	109.40	-43.63	Peak	
2 *	5725.0000	39.28	40.05	79.33	122.20	-42.87	Peak	

REMARKS:

- (1) Measurement Value = Reading Level + Correct Factor.
- (2) Margin Level = Measurement Value - Limit Value.

Orthogonal Axis	X
Test Mode	UNII-3_TX A Mode 5745 MHz

Vertical



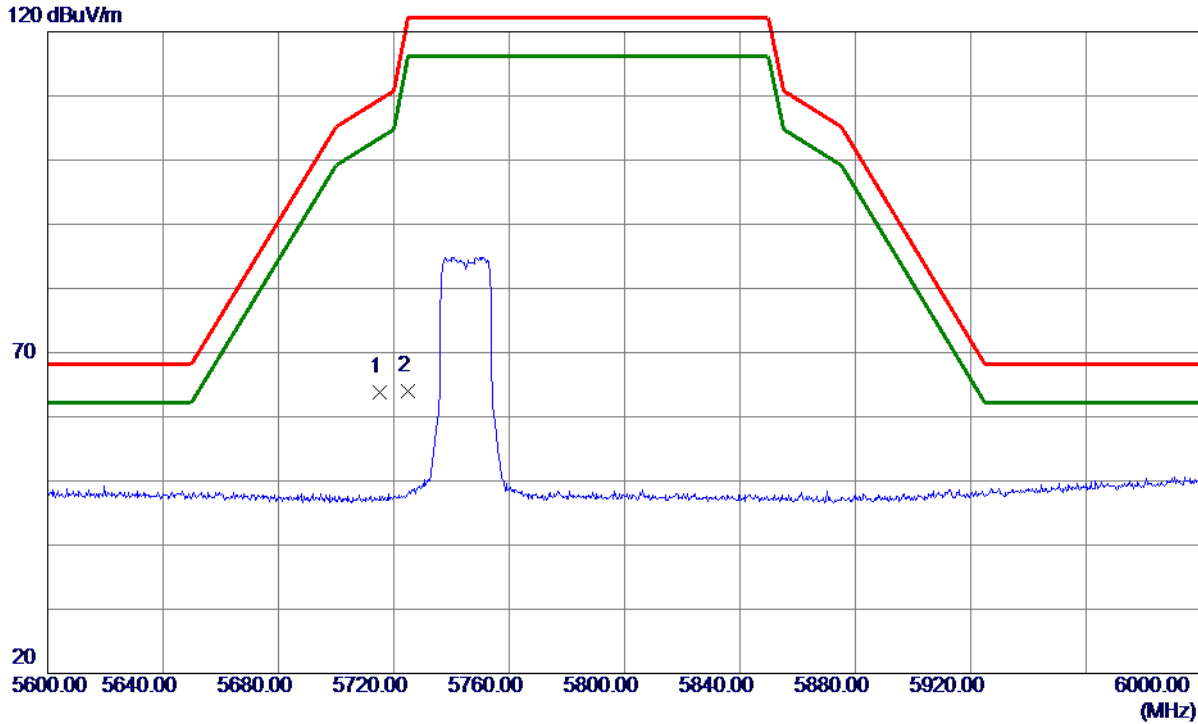
No.	Freq. MHz	Reading Level dBuV/m	Correct Factor dB	Measure ment dBuV/m	Limit dBuV/m	Margin dB	Detector	Comment
1 *	11489.7500	47.37	-0.37	47.00	74.00	-27.00	Peak	

REMARKS:

- (1) Measurement Value = Reading Level + Correct Factor.
- (2) Margin Level = Measurement Value - Limit Value.

Orthogonal Axis	X
Test Mode	UNII-3_TX A Mode 5745 MHz

Horizontal



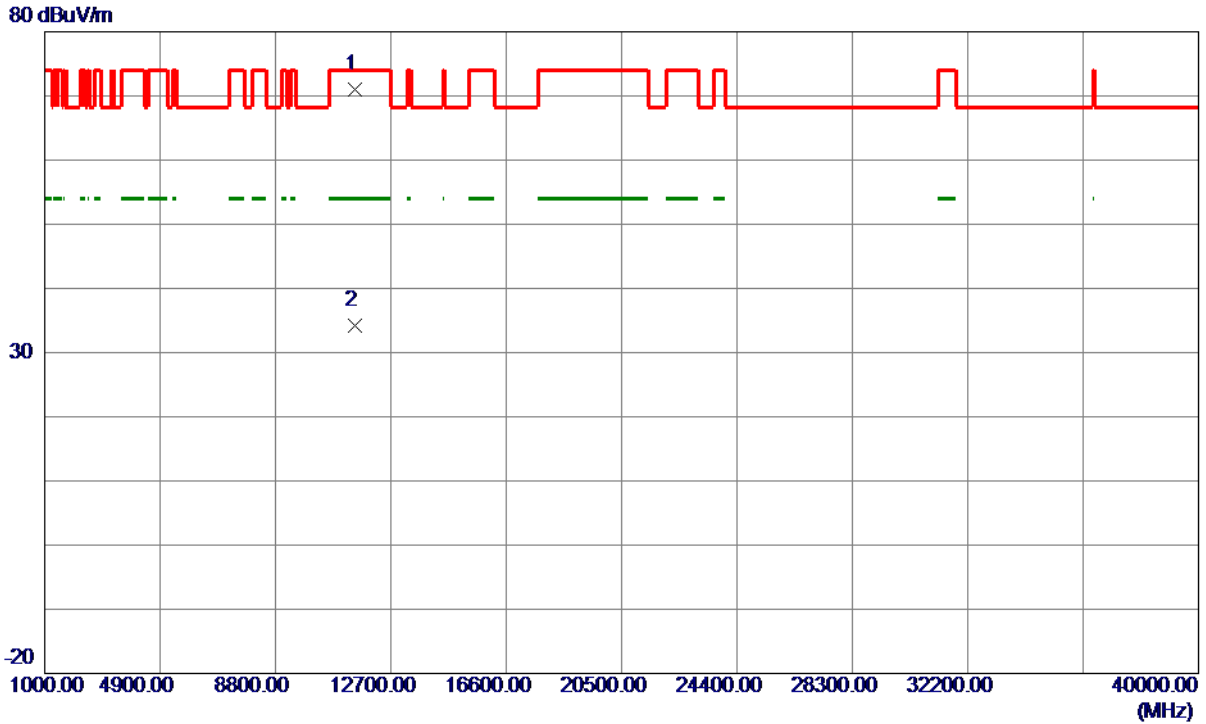
No.	Freq. MHz	Reading Level dBuV/m	Correct Factor dB	Measure ment dBuV/m	Limit dBuV/m	Margin dB	Detector	Comment
1 *	5715.0000	23.86	40.02	63.88	109.40	-45.52	Peak	
2	5725.0000	24.03	40.05	64.08	122.20	-58.12	Peak	

REMARKS:

- (1) Measurement Value = Reading Level + Correct Factor.
- (2) Margin Level = Measurement Value - Limit Value.

Orthogonal Axis	X
Test Mode	UNII-3_TX A Mode 5745 MHz

Horizontal



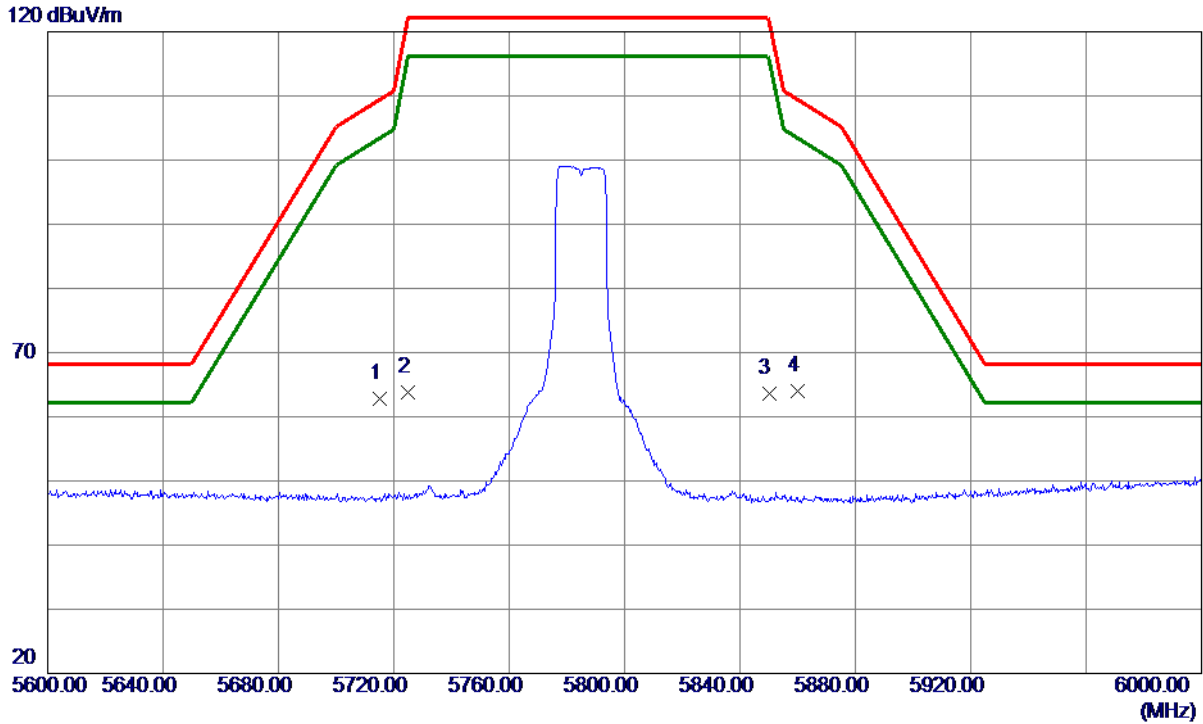
No.	Freq. MHz	Reading Level dBuV/m	Correct Factor dB	Measure ment dBuV/m	Limit dBuV/m	Margin dB	Detector	Comment
1 *	11487.8700	71.34	-0.36	70.98	74.00	-3.02	Peak	
2	11489.9100	34.64	-0.37	34.27	54.00	-19.73	AVG	

REMARKS:

- (1) Measurement Value = Reading Level + Correct Factor.
- (2) Margin Level = Measurement Value - Limit Value.

Orthogonal Axis	X
Test Mode	UNII-3_TX A Mode 5785 MHz

Vertical



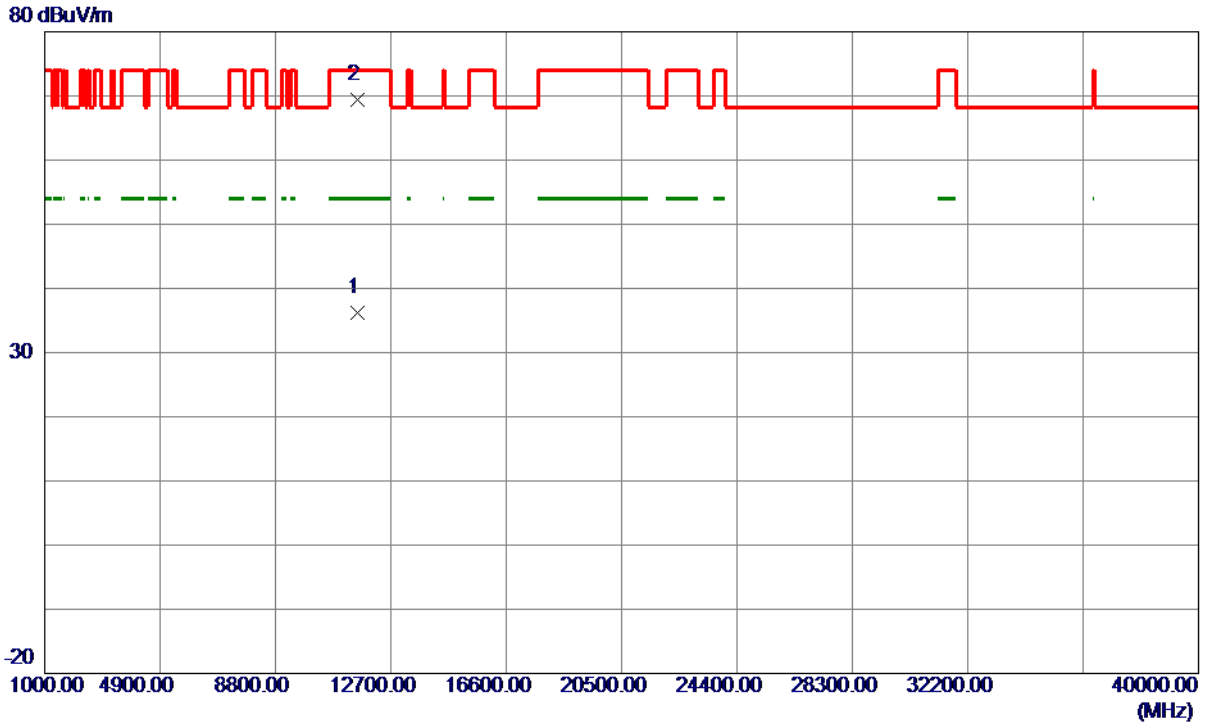
No.	Freq. MHz	Reading Level dBuV/m	Correct Factor dB	Measure ment dBuV/m	Limit dBuV/m	Margin dB	Detector	Comment
1	5715.0000	22.87	40.02	62.89	109.40	-46.51	Peak	
2	5725.0000	23.67	40.05	63.72	122.20	-58.48	Peak	
3	5850.0000	23.34	40.34	63.68	122.20	-58.52	Peak	
4 *	5860.0000	23.63	40.37	64.00	109.40	-45.40	Peak	

REMARKS:

- (1) Measurement Value = Reading Level + Correct Factor.
- (2) Margin Level = Measurement Value - Limit Value.

Orthogonal Axis	X
Test Mode	UNII-3_TX A Mode 5785 MHz

Vertical



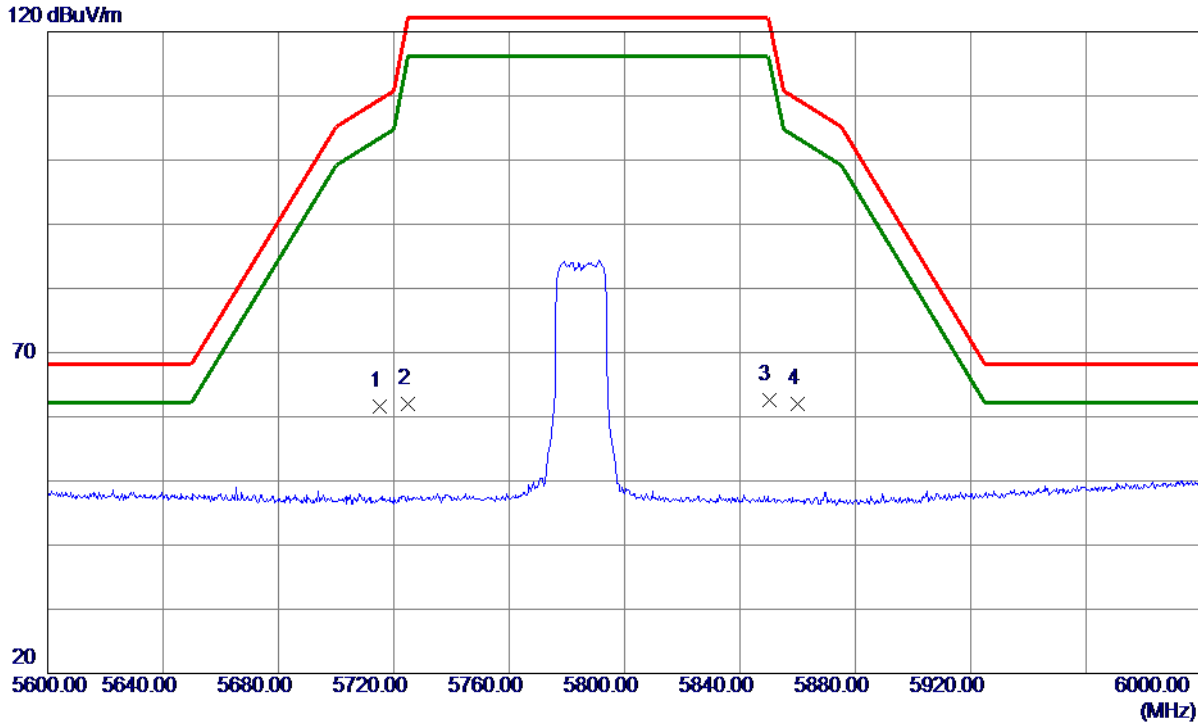
No.	Freq. MHz	Reading Level dBuV/m	Correct Factor dB	Measure ment dBuV/m	Limit dBuV/m	Margin dB	Detector	Comment
1	11570.0130	36.61	-0.34	36.27	54.00	-17.73	AVG	
2 *	11570.4130	69.65	-0.34	69.31	74.00	-4.69	Peak	

REMARKS:

- (1) Measurement Value = Reading Level + Correct Factor.
- (2) Margin Level = Measurement Value - Limit Value.

Orthogonal Axis	X
Test Mode	UNII-3_TX A Mode 5785 MHz

Horizontal



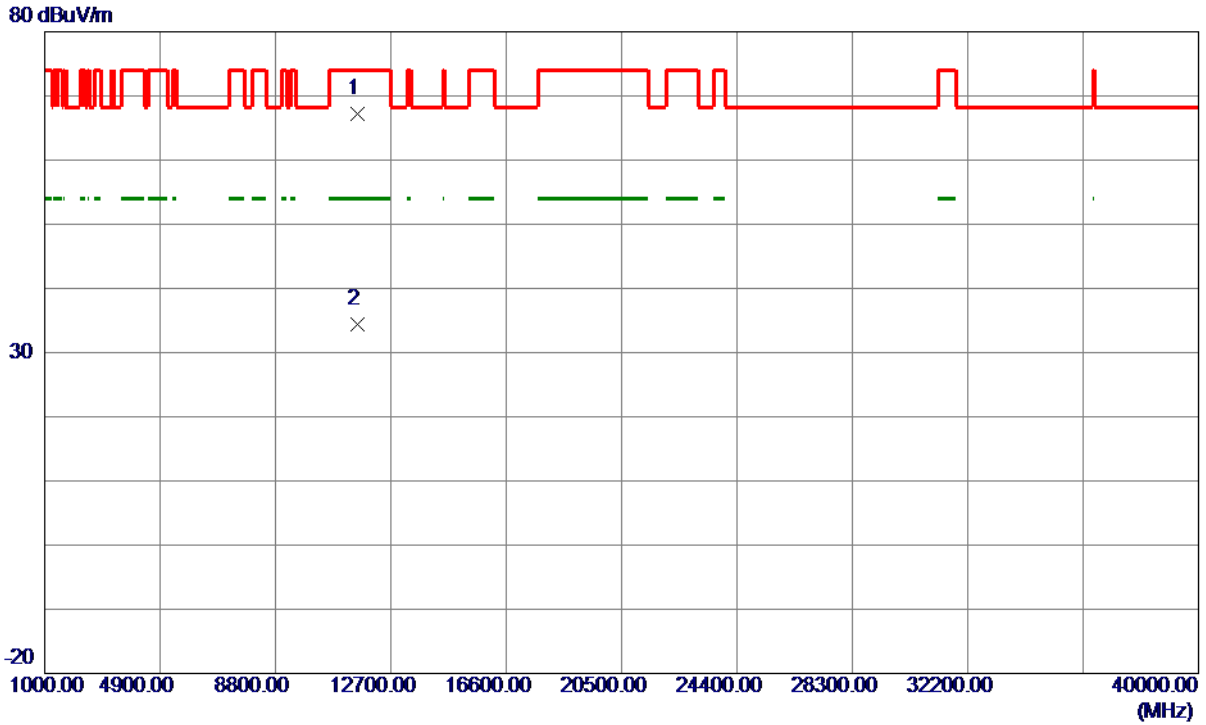
No.	Freq. MHz	Reading Level dBuV/m	Correct Factor dB	Measure ment dBuV/m	Limit dBuV/m	Margin dB	Detector	Comment
1	5715.0000	21.50	40.02	61.52	109.40	-47.88	Peak	
2	5725.0000	21.89	40.05	61.94	122.20	-60.26	Peak	
3	5850.0000	22.31	40.34	62.65	122.20	-59.55	Peak	
4 *	5860.0000	21.72	40.37	62.09	109.40	-47.31	Peak	

REMARKS:

- (1) Measurement Value = Reading Level + Correct Factor.
- (2) Margin Level = Measurement Value - Limit Value.

Orthogonal Axis	X
Test Mode	UNII-3_TX A Mode 5785 MHz

Horizontal



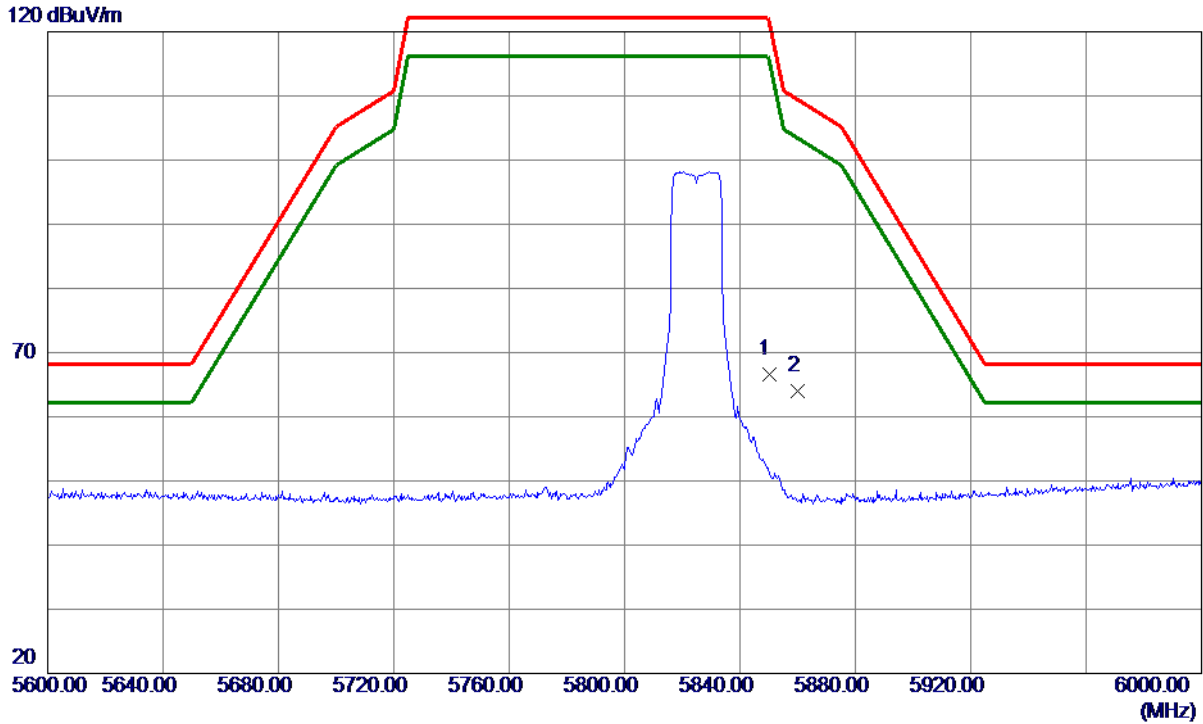
No.	Freq. MHz	Reading Level dBuV/m	Correct Factor dB	Measure ment dBuV/m	Limit dBuV/m	Margin dB	Detector	Comment
1 *	11568.6420	67.53	-0.34	67.19	74.00	-6.81	Peak	
2	11569.8300	34.80	-0.34	34.46	54.00	-19.54	AVG	

REMARKS:

- (1) Measurement Value = Reading Level + Correct Factor.
- (2) Margin Level = Measurement Value - Limit Value.

Orthogonal Axis	X
Test Mode	UNII-3_TX A Mode 5825 MHz

Vertical



No.	Freq. MHz	Reading Level dBuV/m	Correct Factor dB	Measure ment dBuV/m	Limit dBuV/m	Margin dB	Detector	Comment
1	5850.0000	26.33	40.34	66.67	122.20	-55.53	Peak	
2 *	5860.0000	23.67	40.37	64.04	109.40	-45.36	Peak	

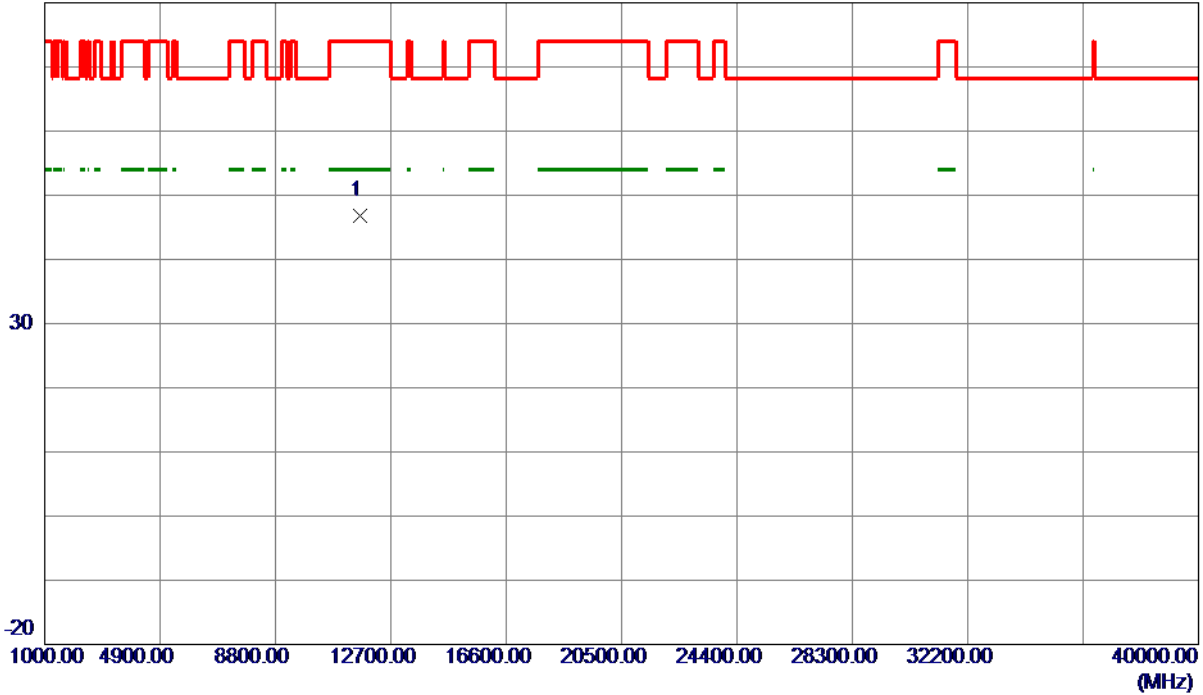
REMARKS:

- (1) Measurement Value = Reading Level + Correct Factor.
- (2) Margin Level = Measurement Value - Limit Value.

Orthogonal Axis	X
Test Mode	UNII-3_TX A Mode 5825 MHz

Vertical

80 dBuV/m



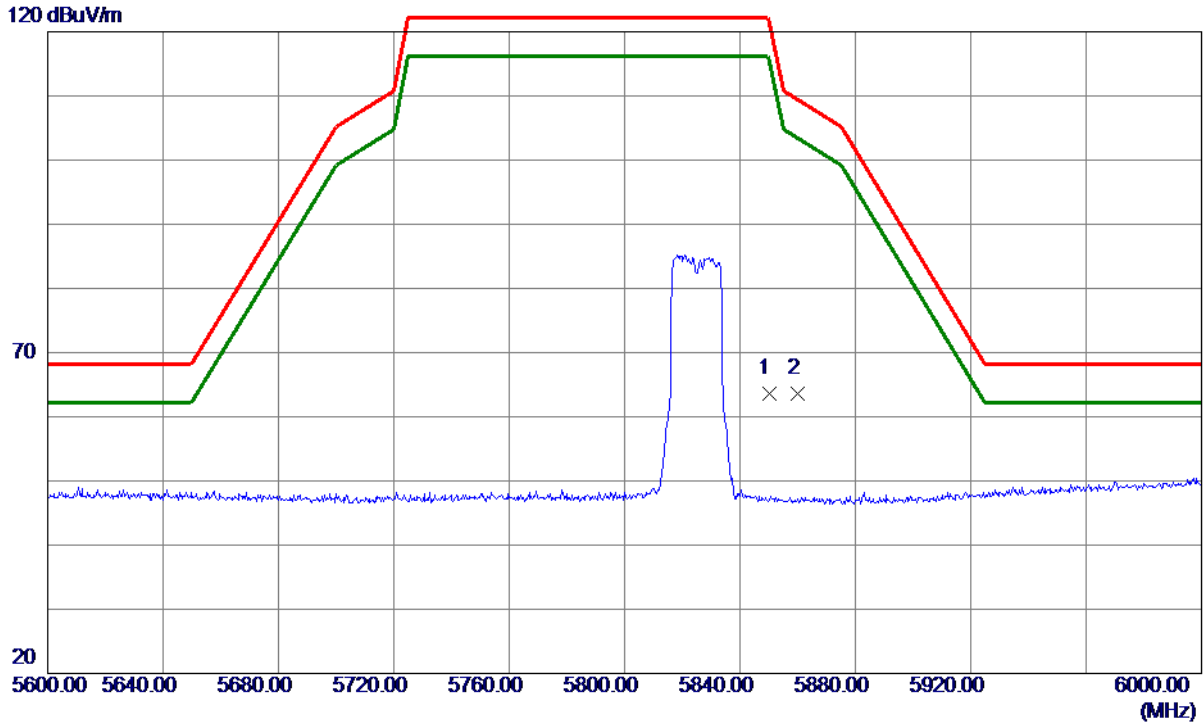
No.	Freq. MHz	Reading Level dBuV/m	Correct Factor dB	Measure ment dBuV/m	Limit dBuV/m	Margin dB	Detector	Comment
1 *	11649.7750	47.08	-0.30	46.78	74.00	-27.22	Peak	

REMARKS:

- (1) Measurement Value = Reading Level + Correct Factor.
- (2) Margin Level = Measurement Value - Limit Value.

Orthogonal Axis	X
Test Mode	UNII-3_TX A Mode 5825 MHz

Horizontal



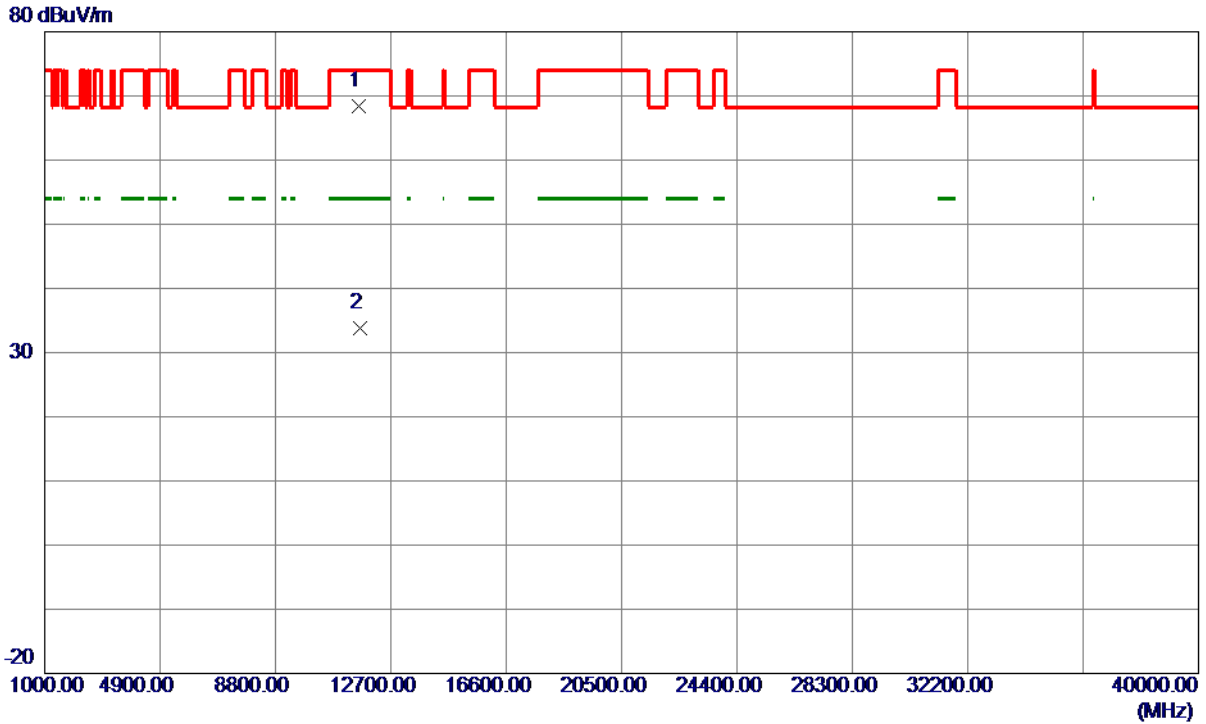
No.	Freq. MHz	Reading Level dBuV/m	Correct Factor dB	Measure ment dBuV/m	Limit dBuV/m	Margin dB	Detector	Comment
1	5850.0000	23.29	40.34	63.63	122.20	-58.57	Peak	
2 *	5860.0000	23.16	40.37	63.53	109.40	-45.87	Peak	

REMARKS:

- (1) Measurement Value = Reading Level + Correct Factor.
- (2) Margin Level = Measurement Value - Limit Value.

Orthogonal Axis	X
Test Mode	UNII-3_TX A Mode 5825 MHz

Horizontal



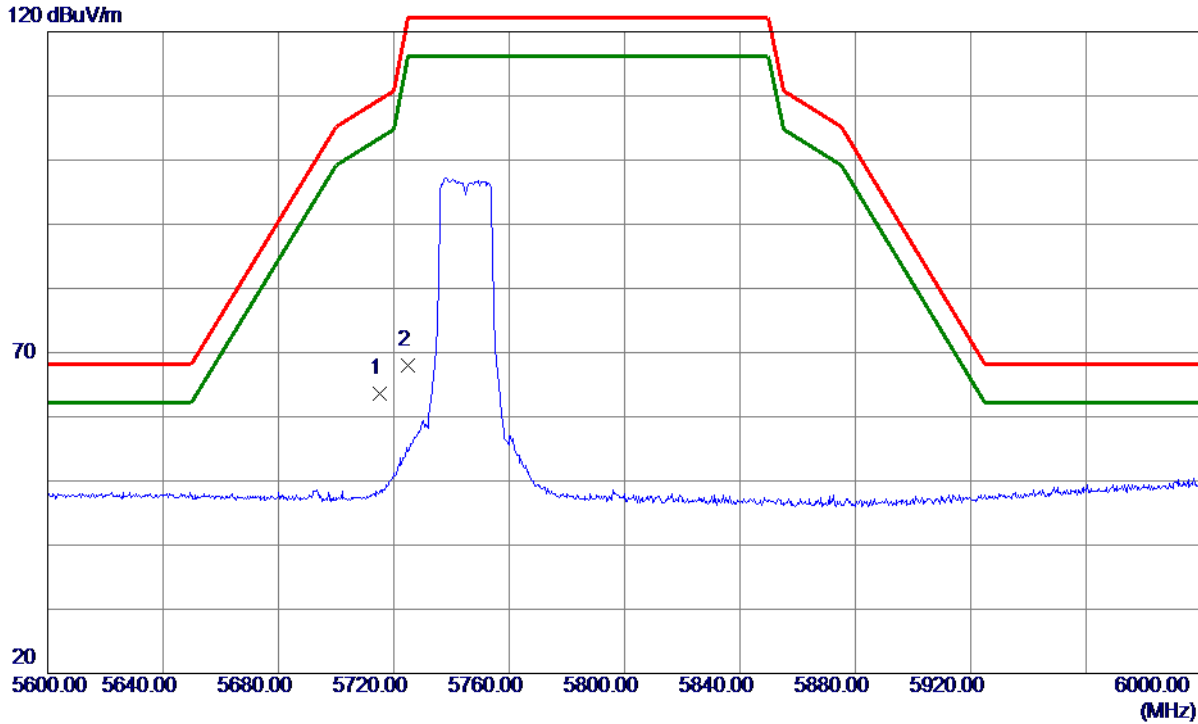
No.	Freq. MHz	Reading Level dBuV/m	Correct Factor dB	Measure ment dBuV/m	Limit dBuV/m	Margin dB	Detector	Comment
1 *	11627.3250	68.63	-0.31	68.32	74.00	-5.68	Peak	
2	11661.5500	34.16	-0.29	33.87	54.00	-20.13	AVG	

REMARKS:

- (1) Measurement Value = Reading Level + Correct Factor.
- (2) Margin Level = Measurement Value - Limit Value.

Orthogonal Axis	X
Test Mode	UNII-3_TX N (HT20) Mode 5745 MHz

Vertical



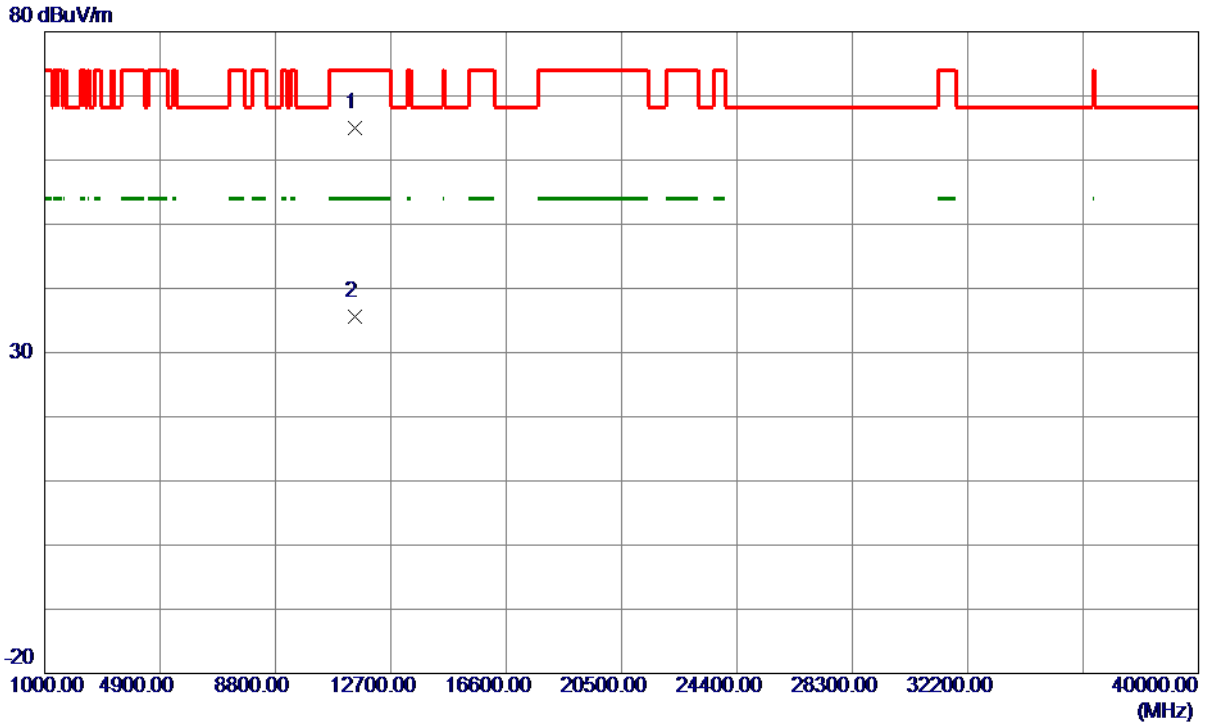
No.	Freq. MHz	Reading Level dBuV/m	Correct Factor dB	Measure ment dBuV/m	Limit dBuV/m	Margin dB	Detector	Comment
1 *	5715.0000	23.56	40.02	63.58	109.40	-45.82	Peak	
2	5725.0000	27.98	40.05	68.03	122.20	-54.17	Peak	

REMARKS:

- (1) Measurement Value = Reading Level + Correct Factor.
- (2) Margin Level = Measurement Value - Limit Value.

Orthogonal Axis	X
Test Mode	UNII-3_TX N (HT20) Mode 5745 MHz

Vertical



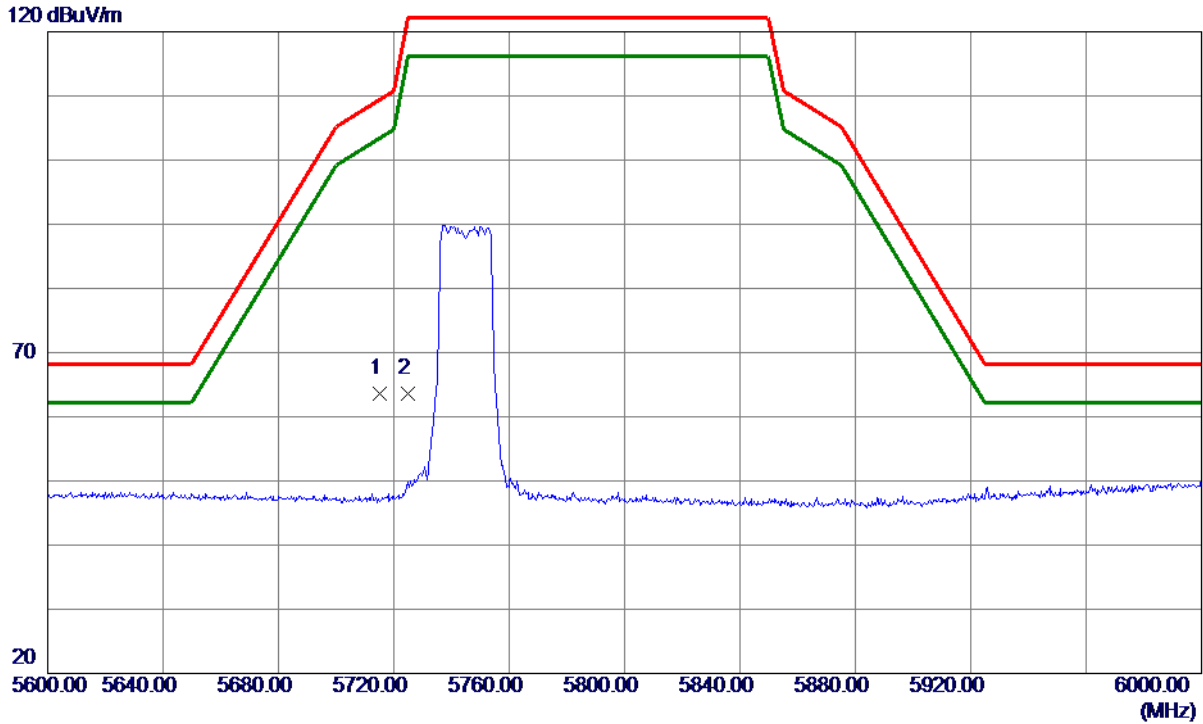
No.	Freq. MHz	Reading Level dBuV/m	Correct Factor dB	Measure ment dBuV/m	Limit dBuV/m	Margin dB	Detector	Comment
1 *	11494.9200	65.44	-0.37	65.07	74.00	-8.93	Peak	
2	11489.9400	35.92	-0.37	35.55	74.00	-38.45	Peak	

REMARKS:

- (1) Measurement Value = Reading Level + Correct Factor.
- (2) Margin Level = Measurement Value - Limit Value.

Orthogonal Axis	X
Test Mode	UNII-3_TX N (HT20) Mode 5745 MHz

Horizontal



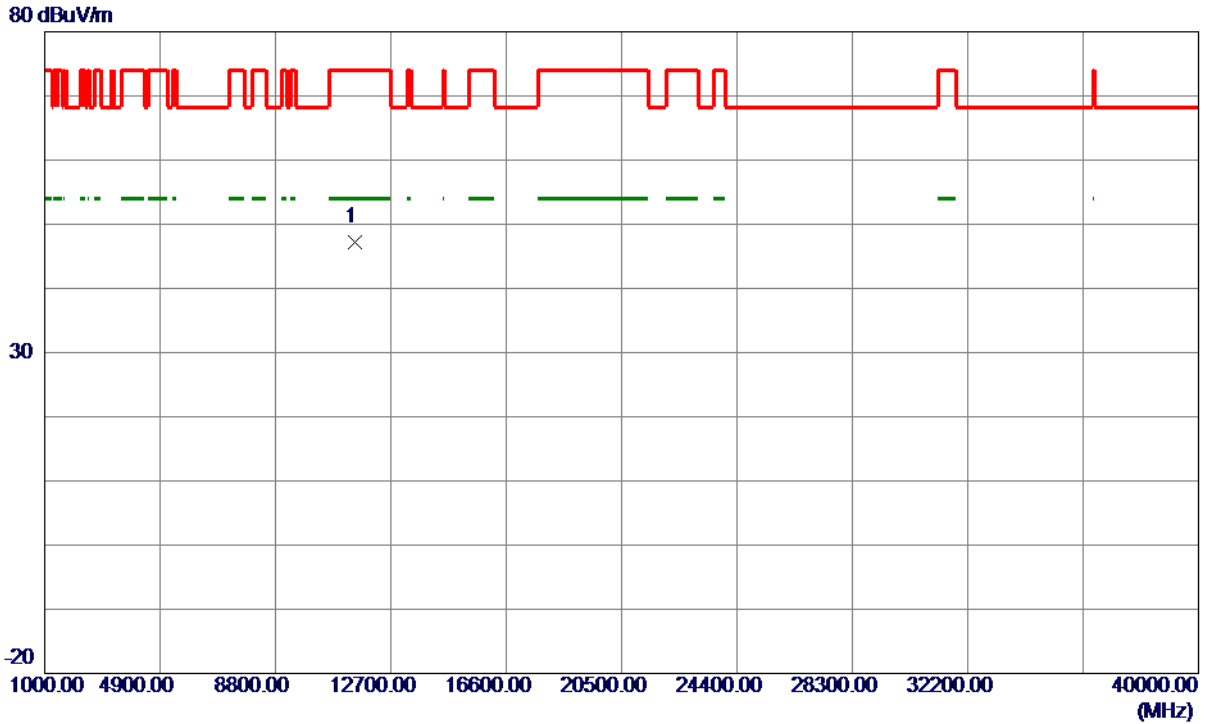
No.	Freq. MHz	Reading Level dBuV/m	Correct Factor dB	Measure ment dBuV/m	Limit dBuV/m	Margin dB	Detector	Comment
1 *	5715.0000	23.54	40.02	63.56	109.40	-45.84	Peak	
2	5725.0000	23.64	40.05	63.69	122.20	-58.51	Peak	

REMARKS:

- (1) Measurement Value = Reading Level + Correct Factor.
- (2) Margin Level = Measurement Value - Limit Value.

Orthogonal Axis	X
Test Mode	UNII-3_TX N (HT20) Mode 5745 MHz

Horizontal



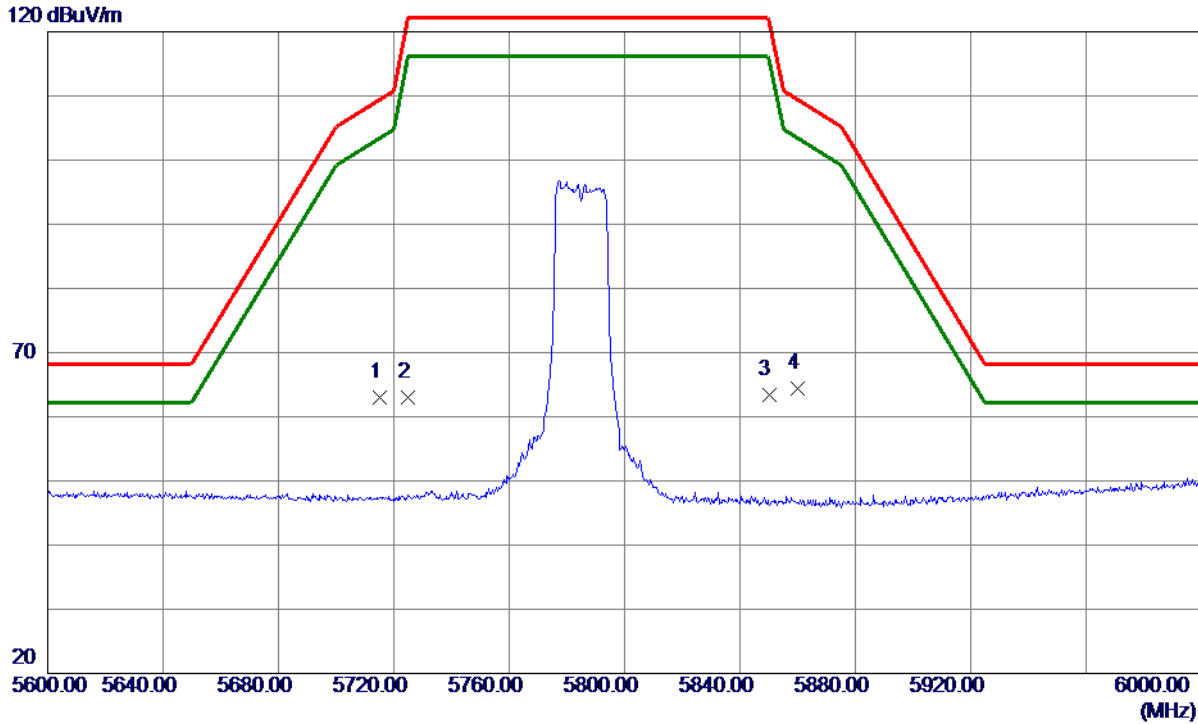
No.	Freq. MHz	Reading Level dBuV/m	Correct Factor dB	Measure ment dBuV/m	Limit dBuV/m	Margin dB	Detector	Comment
1 *	11487.0599	47.51	-0.36	47.15	74.00	-26.85	Peak	

REMARKS:

- (1) Measurement Value = Reading Level + Correct Factor.
- (2) Margin Level = Measurement Value - Limit Value.

Orthogonal Axis	X
Test Mode	UNII-3_TX N (HT20) Mode 5785 MHz

Vertical



No.	Freq. MHz	Reading Level dBuV/m	Correct Factor dB	Measure ment dBuV/m	Limit dBuV/m	Margin dB	Detector	Comment
1	5715.0000	22.96	40.02	62.98	109.40	-46.42	Peak	
2	5725.0000	23.02	40.05	63.07	122.20	-59.13	Peak	
3	5850.0000	23.03	40.34	63.37	122.20	-58.83	Peak	
4 *	5860.0000	24.01	40.37	64.38	109.40	-45.02	Peak	

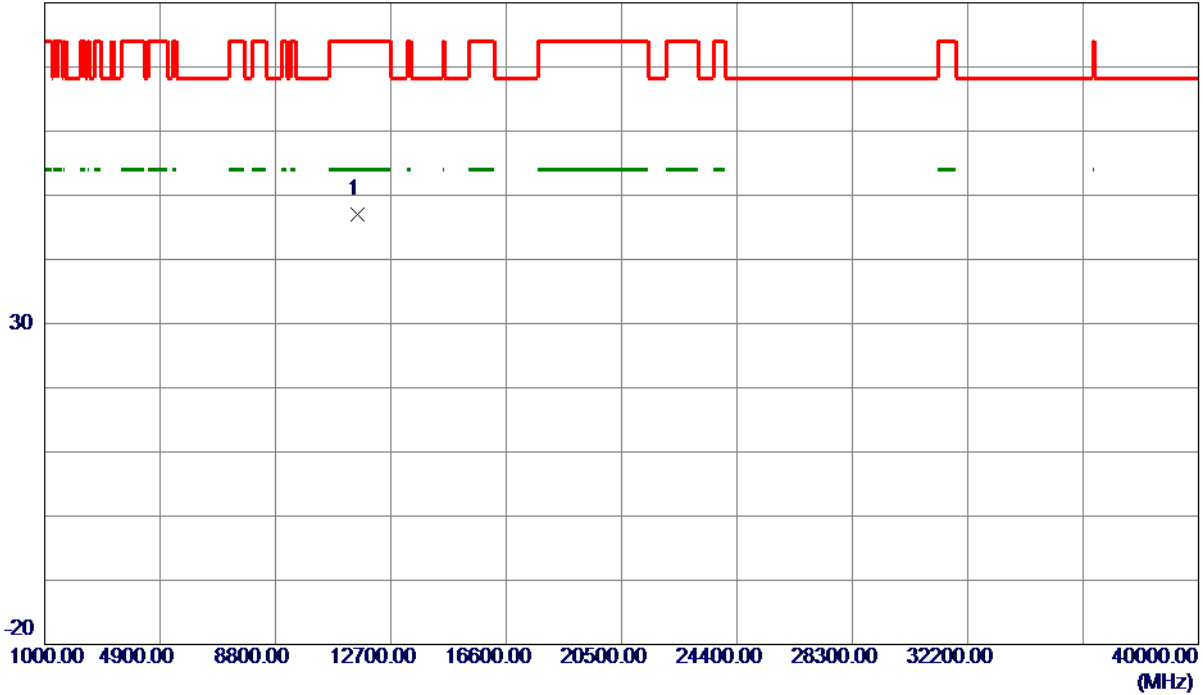
REMARKS:

- (1) Measurement Value = Reading Level + Correct Factor.
- (2) Margin Level = Measurement Value - Limit Value.

Orthogonal Axis	X
Test Mode	UNII-3_TX N (HT20) Mode 5785 MHz

Vertical

80 dBuV/m



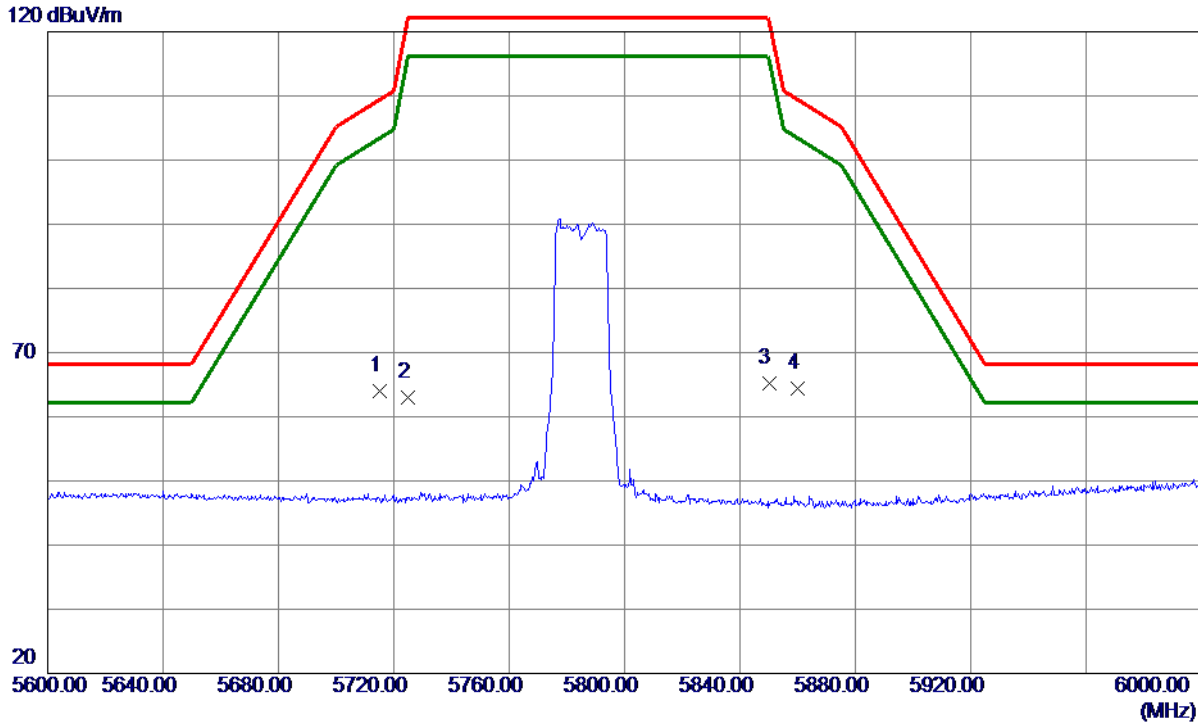
No.	Freq. MHz	Reading Level dBuV/m	Correct Factor dB	Measure ment dBuV/m	Limit dBuV/m	Margin dB	Detector	Comment
1 *	11563.1200	47.32	-0.34	46.98	74.00	-27.02	Peak	

REMARKS:

- (1) Measurement Value = Reading Level + Correct Factor.
- (2) Margin Level = Measurement Value - Limit Value.

Orthogonal Axis	X
Test Mode	UNII-3_TX N (HT20) Mode 5785 MHz

Horizontal



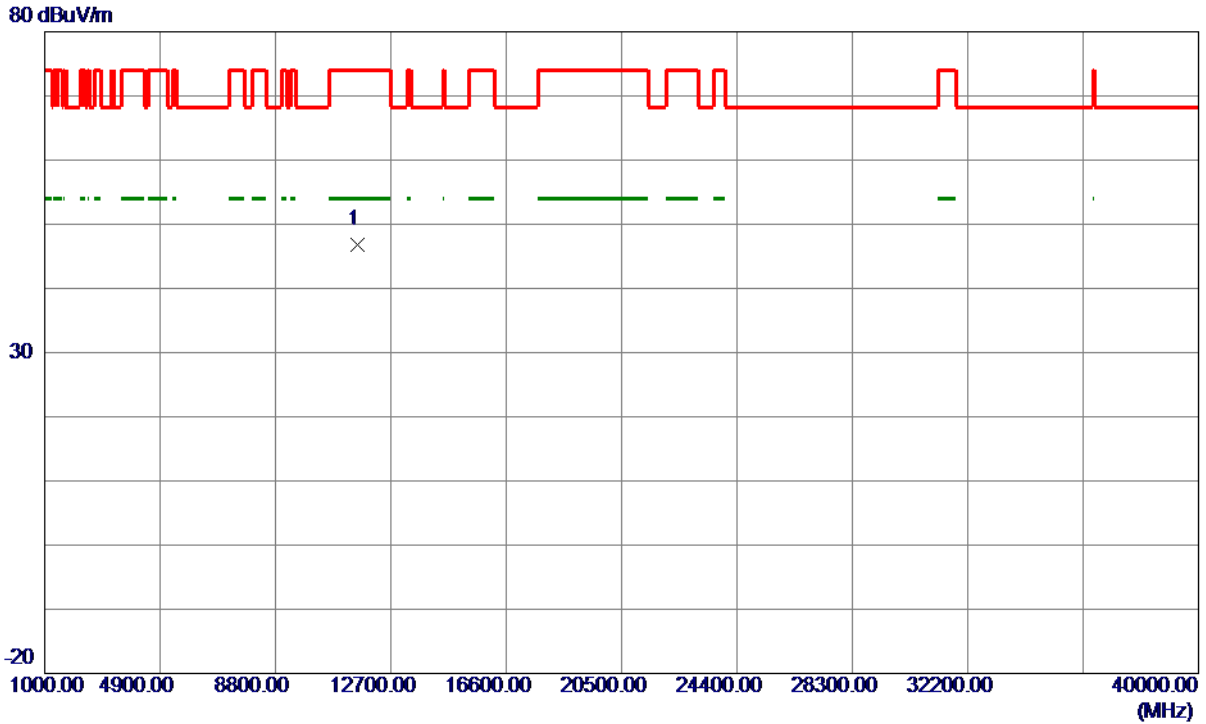
No.	Freq. MHz	Reading Level dBuV/m	Correct Factor dB	Measure ment dBuV/m	Limit dBuV/m	Margin dB	Detector	Comment
1	5715.0000	24.02	40.02	64.04	109.40	-45.36	Peak	
2	5725.0000	22.97	40.05	63.02	122.20	-59.18	Peak	
3	5850.0000	24.83	40.34	65.17	122.20	-57.03	Peak	
4 *	5860.0000	24.03	40.37	64.40	109.40	-45.00	Peak	

REMARKS:

- (1) Measurement Value = Reading Level + Correct Factor.
- (2) Margin Level = Measurement Value - Limit Value.

Orthogonal Axis	X
Test Mode	UNII-3_TX N (HT20) Mode 5785 MHz

Horizontal



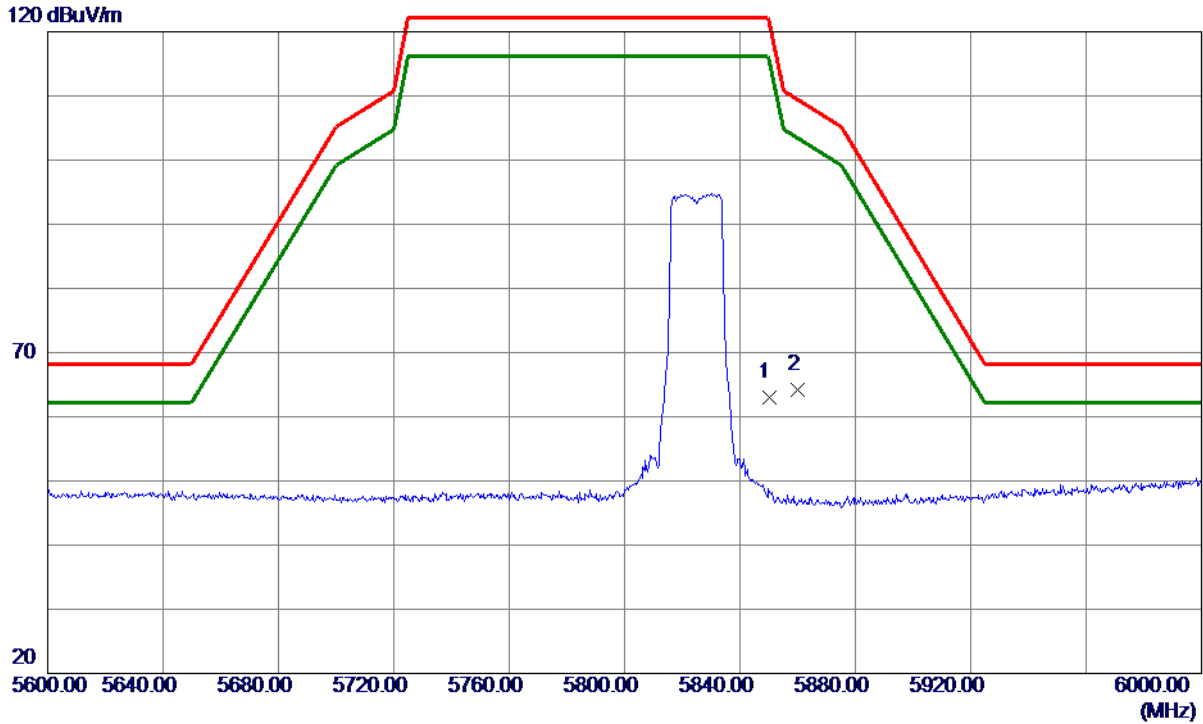
No.	Freq. MHz	Reading Level dBuV/m	Correct Factor dB	Measure ment dBuV/m	Limit dBuV/m	Margin dB	Detector	Comment
1 *	11567.1900	47.07	-0.34	46.73	74.00	-27.27	Peak	

REMARKS:

- (1) Measurement Value = Reading Level + Correct Factor.
- (2) Margin Level = Measurement Value - Limit Value.

Orthogonal Axis	X
Test Mode	UNII-3_TX N (HT20) Mode 5825 MHz

Vertical



No.	Freq. MHz	Reading Level dBuV/m	Correct Factor dB	Measure ment dBuV/m	Limit dBuV/m	Margin dB	Detector	Comment
1	5850.0000	22.70	40.34	63.04	122.20	-59.16	Peak	
2 *	5860.0000	23.78	40.37	64.15	109.40	-45.25	Peak	

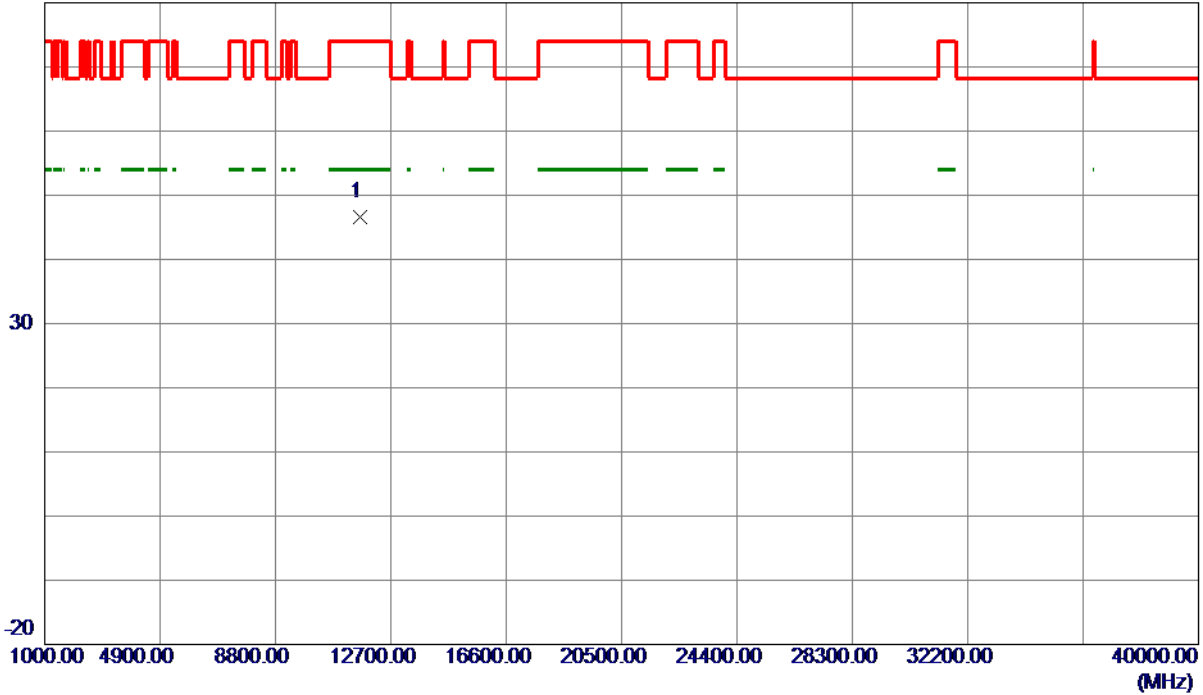
REMARKS:

- (1) Measurement Value = Reading Level + Correct Factor.
- (2) Margin Level = Measurement Value - Limit Value.

Orthogonal Axis	X
Test Mode	UNII-3_TX N (HT20) Mode 5825 MHz

Vertical

80 dBuV/m



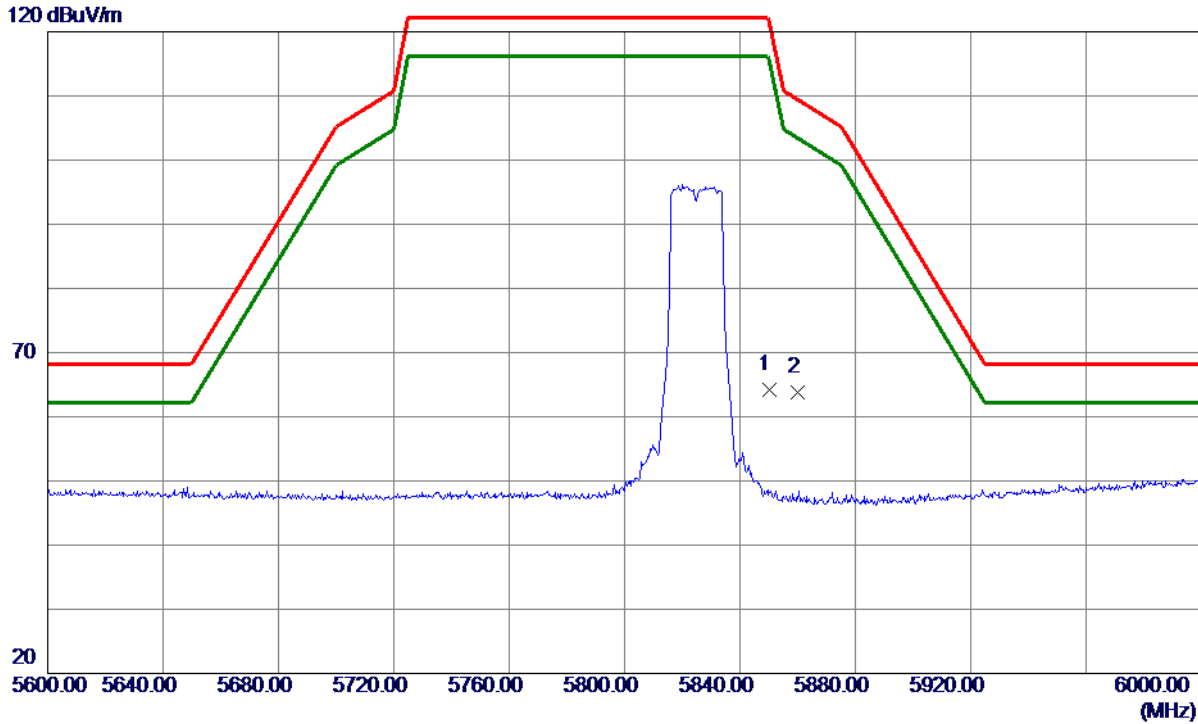
No.	Freq. MHz	Reading Level dBuV/m	Correct Factor dB	Measure ment dBuV/m	Limit dBuV/m	Margin dB	Detector	Comment
1 *	11658.0750	46.84	-0.29	46.55	74.00	-27.45	Peak	

REMARKS:

- (1) Measurement Value = Reading Level + Correct Factor.
- (2) Margin Level = Measurement Value - Limit Value.

Orthogonal Axis	X
Test Mode	UNII-3_TX N (HT20) Mode 5825 MHz

Horizontal



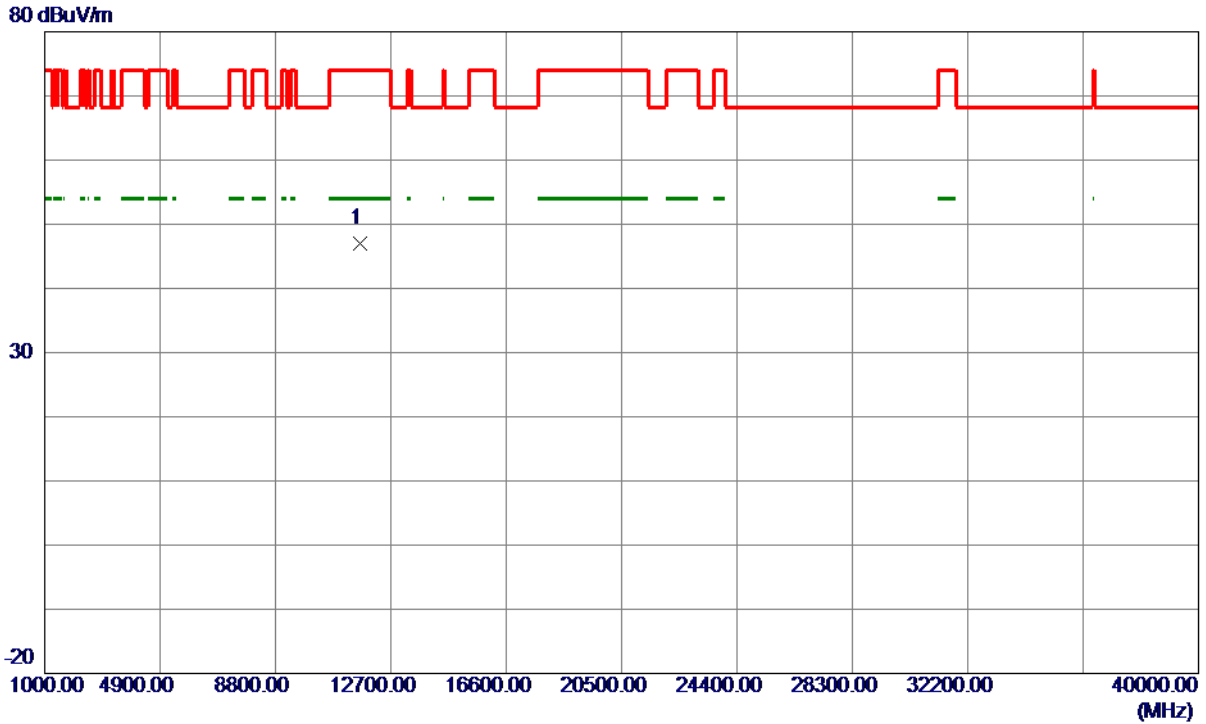
No.	Freq. MHz	Reading Level dBuV/m	Correct Factor dB	Measure ment dBuV/m	Limit dBuV/m	Margin dB	Detector	Comment
1	5850.0000	23.85	40.34	64.19	122.20	-58.01	Peak	
2 *	5860.0000	23.41	40.37	63.78	109.40	-45.62	Peak	

REMARKS:

- (1) Measurement Value = Reading Level + Correct Factor.
- (2) Margin Level = Measurement Value - Limit Value.

Orthogonal Axis	X
Test Mode	UNII-3_TX N (HT20) Mode 5825 MHz

Horizontal



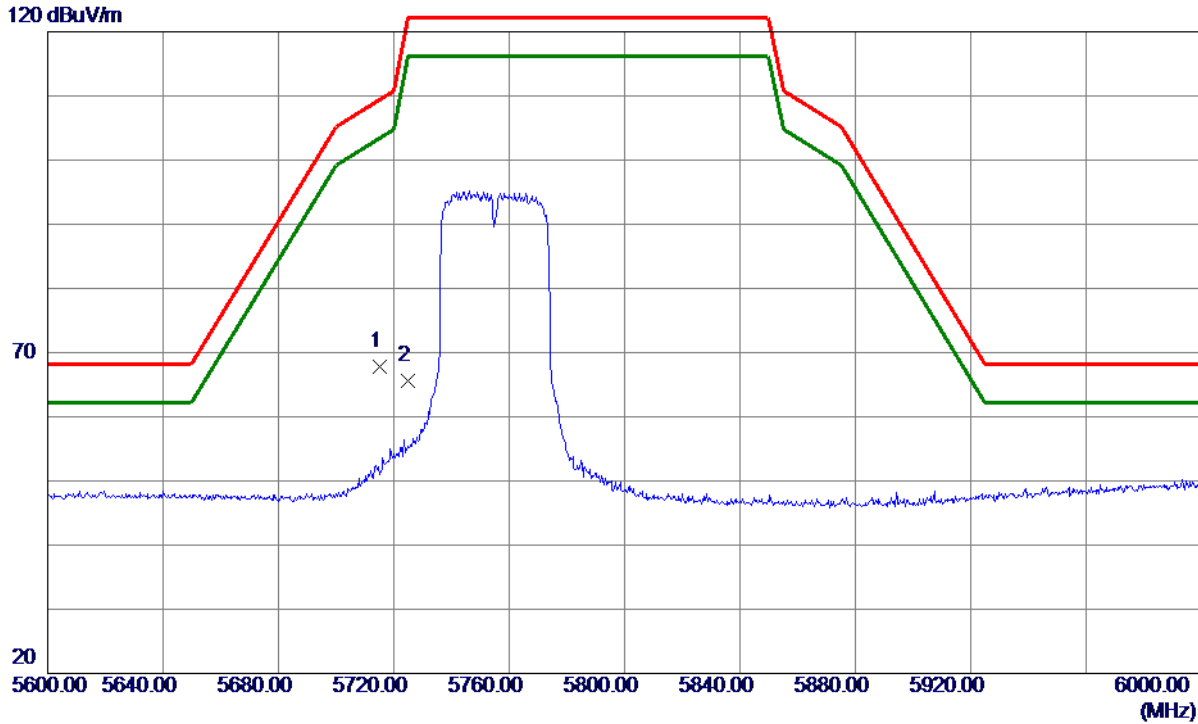
No.	Freq. MHz	Reading Level dBuV/m	Correct Factor dB	Measure ment dBuV/m	Limit dBuV/m	Margin dB	Detector	Comment
1 *	11672.4750	47.23	-0.28	46.95	74.00	-27.05	Peak	

REMARKS:

- (1) Measurement Value = Reading Level + Correct Factor.
- (2) Margin Level = Measurement Value - Limit Value.

Orthogonal Axis	X
Test Mode	UNII-3_TX N (HT40) Mode 5755 MHz

Vertical



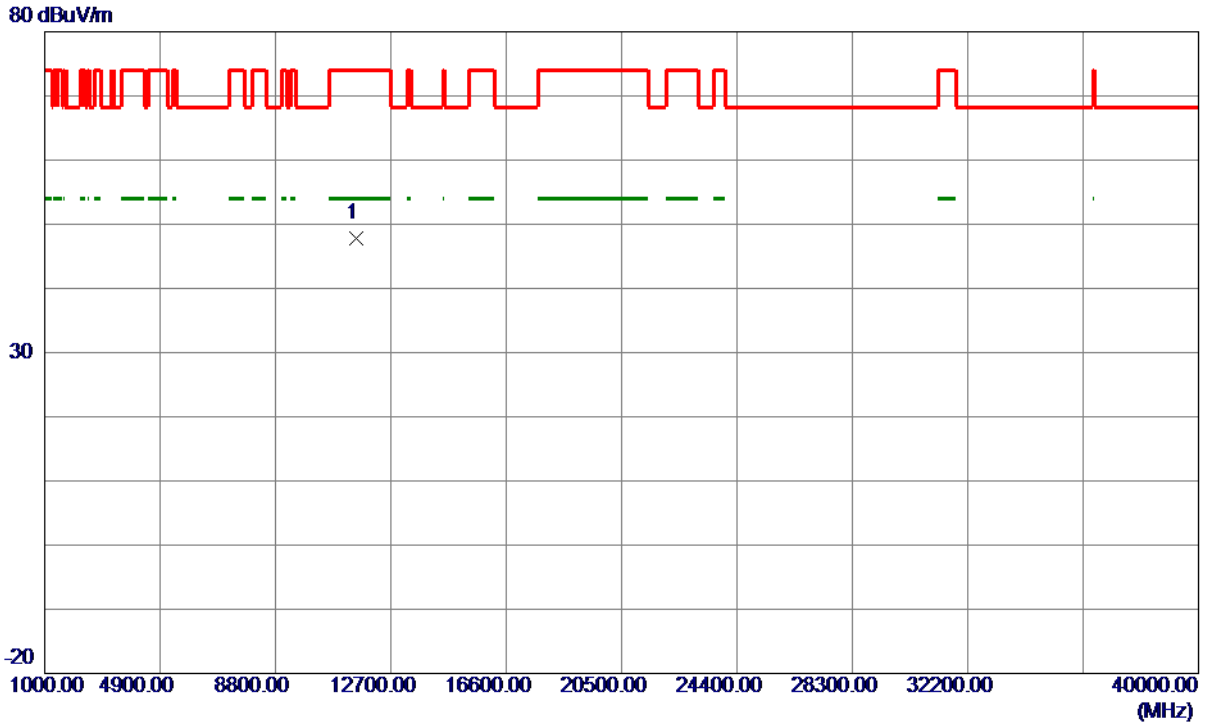
No.	Freq. MHz	Reading Level dBuV/m	Correct Factor dB	Measure ment dBuV/m	Limit dBuV/m	Margin dB	Detector	Comment
1 *	5715.0000	27.76	40.02	67.78	109.40	-41.62	Peak	
2	5725.0000	25.54	40.05	65.59	122.20	-56.61	Peak	

REMARKS:

- (1) Measurement Value = Reading Level + Correct Factor.
- (2) Margin Level = Measurement Value - Limit Value.

Orthogonal Axis	X
Test Mode	UNII-3_TX N (HT40) Mode 5755 MHz

Vertical



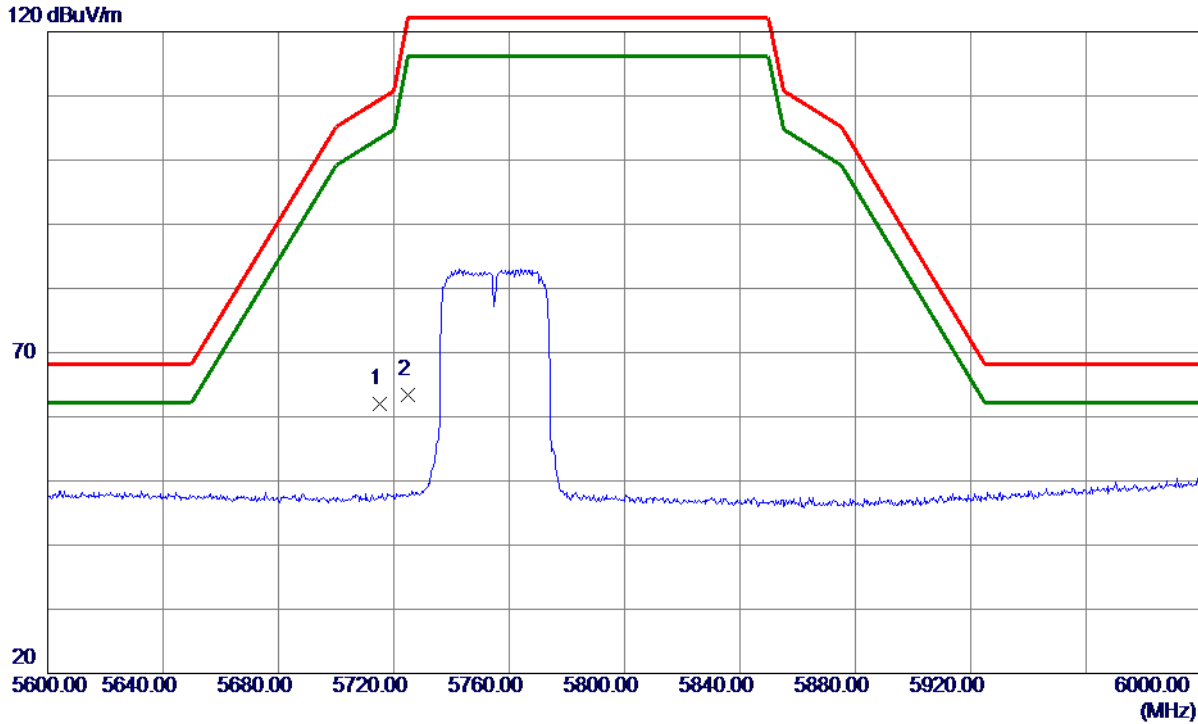
No.	Freq. MHz	Reading Level dBuV/m	Correct Factor dB	Measure ment dBuV/m	Limit dBuV/m	Margin dB	Detector	Comment
1 *	11508.6880	48.16	-0.38	47.78	74.00	-26.22	Peak	

REMARKS:

- (1) Measurement Value = Reading Level + Correct Factor.
- (2) Margin Level = Measurement Value - Limit Value.

Orthogonal Axis	X
Test Mode	UNII-3_TX N (HT40) Mode 5755 MHz

Horizontal



No.	Freq. MHz	Reading Level dBuV/m	Correct Factor dB	Measure ment dBuV/m	Limit dBuV/m	Margin dB	Detector	Comment
1 *	5715.0000	21.91	40.02	61.93	109.40	-47.47	Peak	
2	5725.0000	23.37	40.05	63.42	122.20	-58.78	Peak	

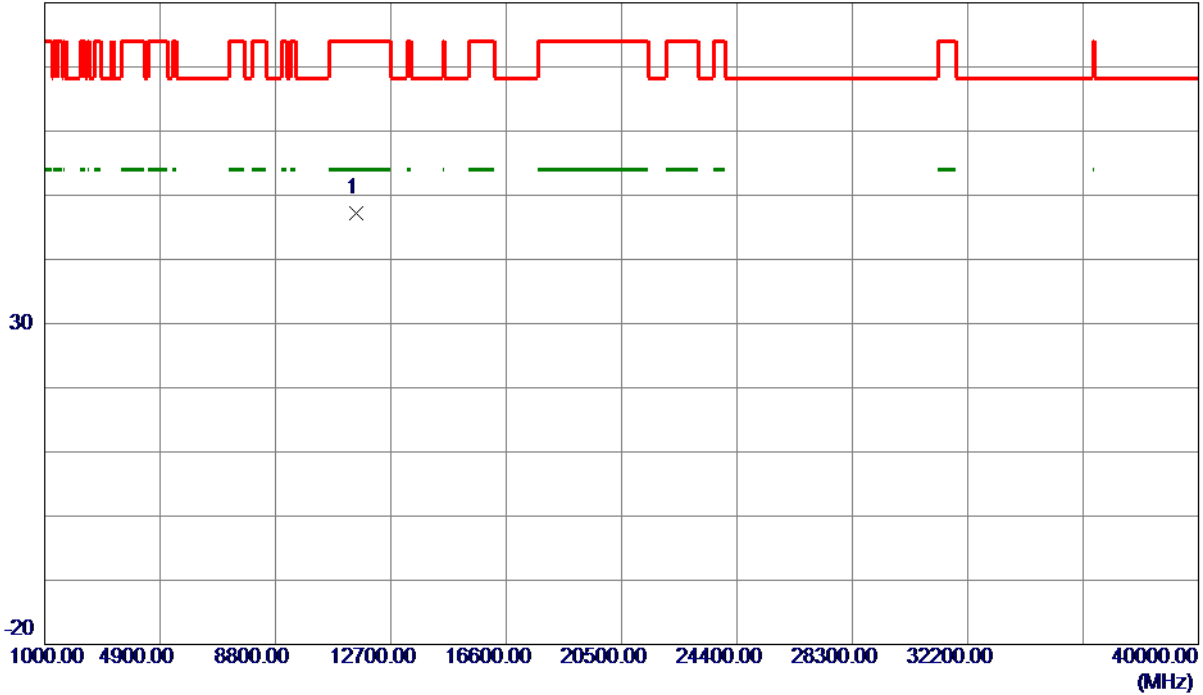
REMARKS:

- (1) Measurement Value = Reading Level + Correct Factor.
- (2) Margin Level = Measurement Value - Limit Value.

Orthogonal Axis	X
Test Mode	UNII-3_TX N (HT40) Mode 5755 MHz

Horizontal

80 dBuV/m



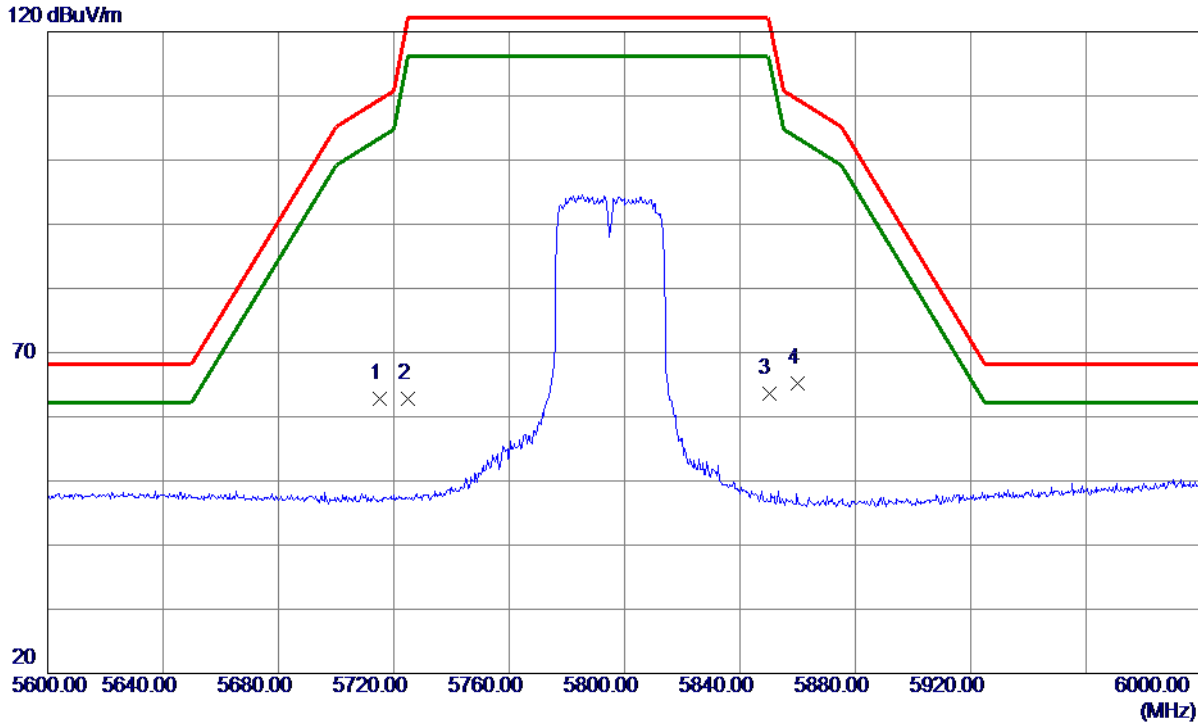
No.	Freq. MHz	Reading Level dBuV/m	Correct Factor dB	Measure ment dBuV/m	Limit dBuV/m	Margin dB	Detector	Comment
1 *	11509.1600	47.61	-0.38	47.23	74.00	-26.77	Peak	

REMARKS:

- (1) Measurement Value = Reading Level + Correct Factor.
- (2) Margin Level = Measurement Value - Limit Value.

Orthogonal Axis	X
Test Mode	UNII-3_TX N (HT40) Mode 5795 MHz

Vertical



No.	Freq. MHz	Reading Level dBuV/m	Correct Factor dB	Measure ment dBuV/m	Limit dBuV/m	Margin dB	Detector	Comment
1	5715.0000	22.87	40.02	62.89	109.40	-46.51	Peak	
2	5725.0000	22.82	40.05	62.87	122.20	-59.33	Peak	
3	5850.0000	23.25	40.34	63.59	122.20	-58.61	Peak	
4 *	5860.0000	24.80	40.37	65.17	109.40	-44.23	Peak	

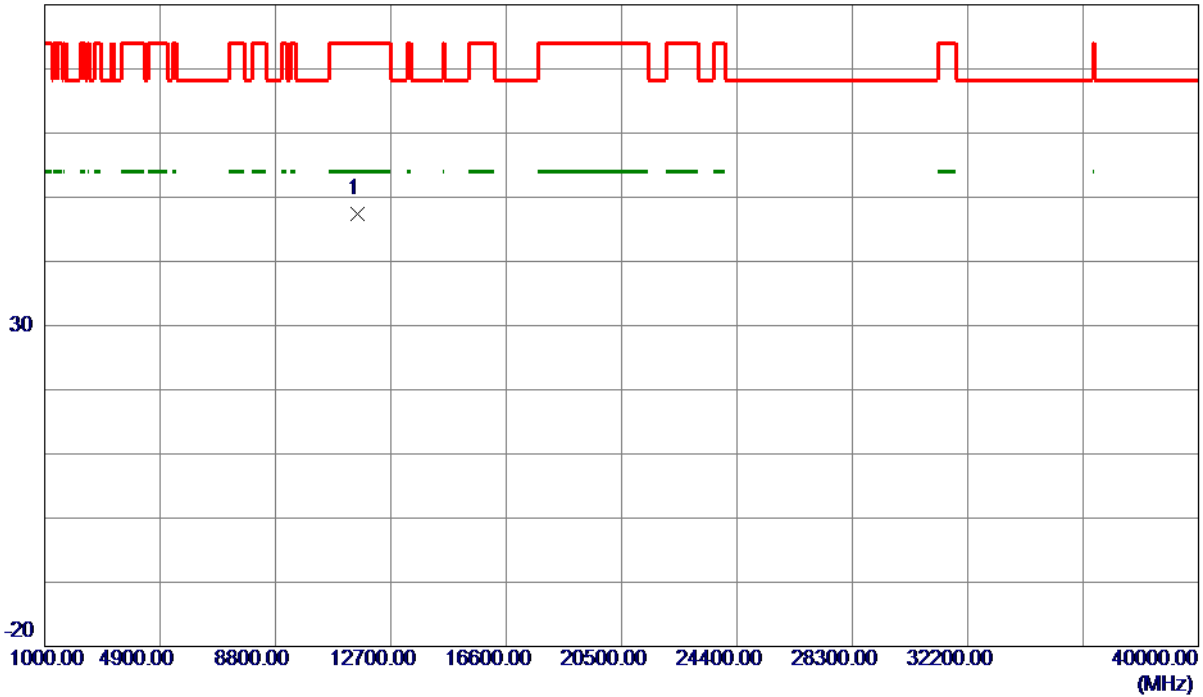
REMARKS:

- (1) Measurement Value = Reading Level + Correct Factor.
- (2) Margin Level = Measurement Value - Limit Value.

Orthogonal Axis	X
Test Mode	UNII-3_TX N (HT40) Mode 5795 MHz

Vertical

80 dBuV/m



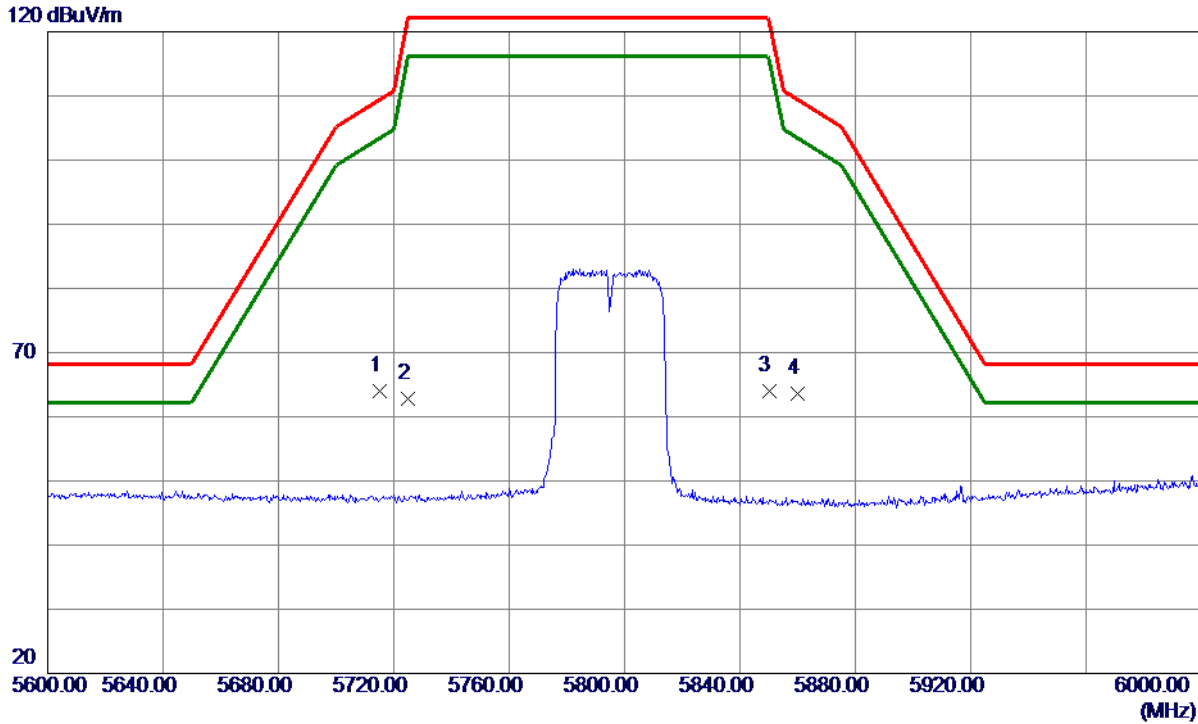
No.	Freq. MHz	Reading Level dBuV/m	Correct Factor dB	Measure ment dBuV/m	Limit dBuV/m	Margin dB	Detector	Comment
1 *	11591.3450	47.76	-0.33	47.43	74.00	-26.57	Peak	

REMARKS:

- (1) Measurement Value = Reading Level + Correct Factor.
- (2) Margin Level = Measurement Value - Limit Value.

Orthogonal Axis	X
Test Mode	UNII-3_TX N (HT40) Mode 5795 MHz

Horizontal



No.	Freq. MHz	Reading Level dBuV/m	Correct Factor dB	Measure ment dBuV/m	Limit dBuV/m	Margin dB	Detector	Comment
1 *	5715.0000	24.00	40.02	64.02	109.40	-45.38	Peak	
2	5725.0000	22.74	40.05	62.79	122.20	-59.41	Peak	
3	5850.0000	23.66	40.34	64.00	122.20	-58.20	Peak	
4	5860.0000	23.20	40.37	63.57	109.40	-45.83	Peak	

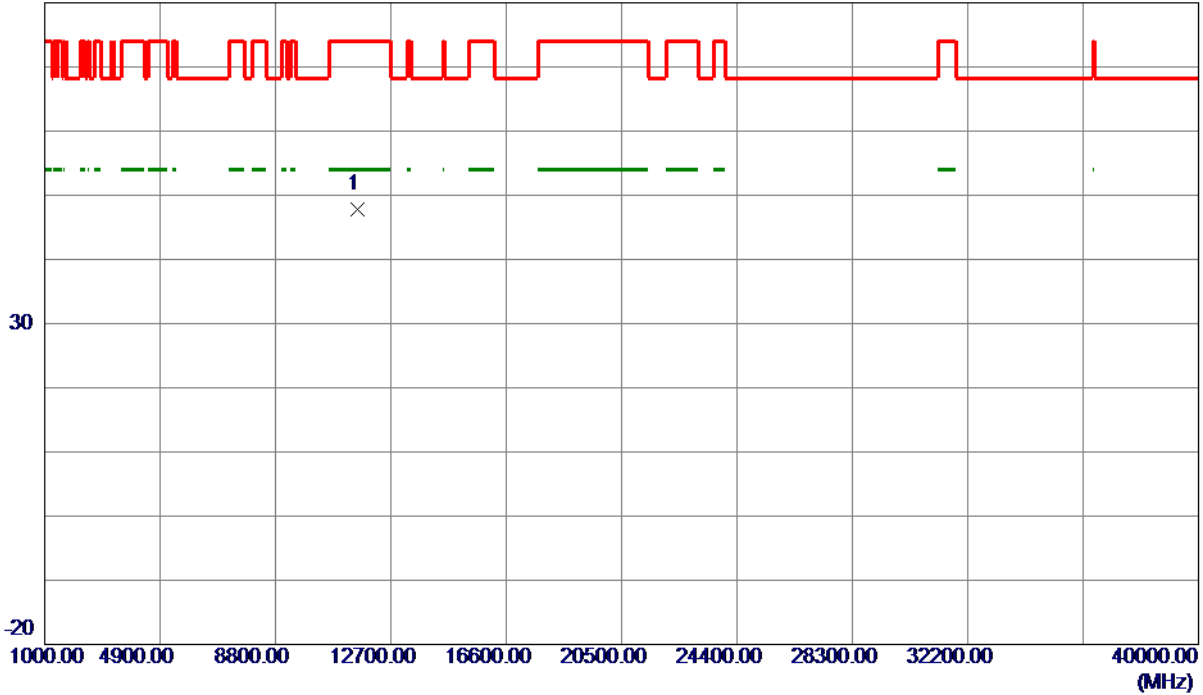
REMARKS:

- (1) Measurement Value = Reading Level + Correct Factor.
- (2) Margin Level = Measurement Value - Limit Value.

Orthogonal Axis	X
Test Mode	UNII-3_TX N (HT40) Mode 5795 MHz

Horizontal

80 dBuV/m



No.	Freq. MHz	Reading Level dBuV/m	Correct Factor dB	Measure ment dBuV/m	Limit dBuV/m	Margin dB	Detector	Comment
1 *	11589.6180	48.08	-0.33	47.75	74.00	-26.25	Peak	

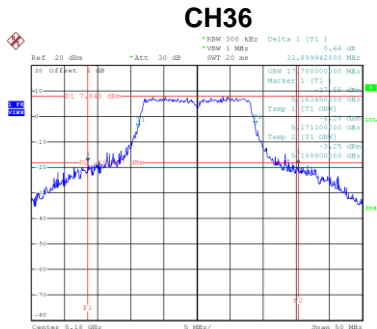
REMARKS:

- (1) Measurement Value = Reading Level + Correct Factor.
- (2) Margin Level = Measurement Value - Limit Value.

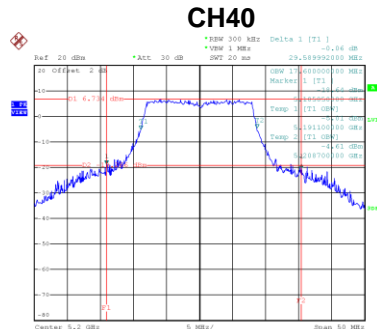
APPENDIX E - BANDWIDTH

Test Mode	UNII-1_TX A Mode
-----------	------------------

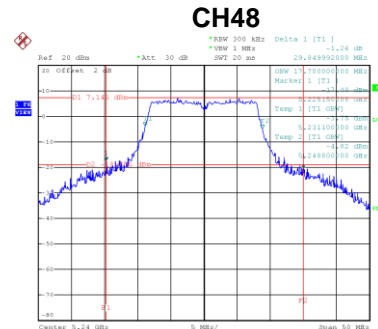
Channel	Frequency (MHz)	26 dB Bandwidth (MHz)	99 % Emission Bandwidth (MHz)
36	5180	31.90	17.70
40	5200	29.59	17.60
48	5240	29.85	17.70



Date: 13.MAY.2020 17:35:17



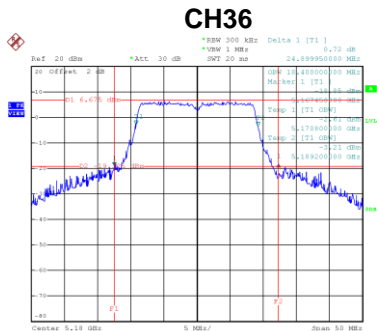
Date: 13.MAY.2020 17:48:10



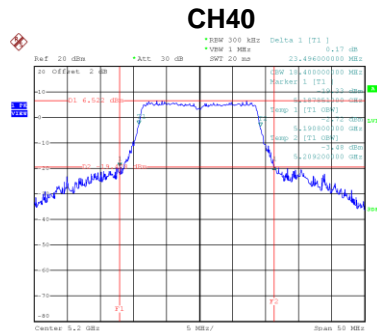
Date: 13.MAY.2020 17:49:17

Test Mode	UNII-1_TX N (HT20) Mode
-----------	-------------------------

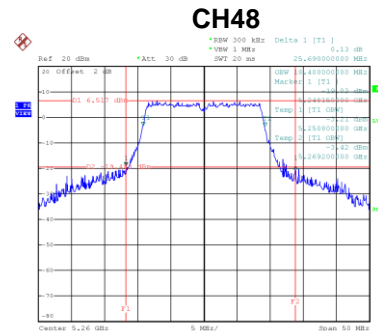
Channel	Frequency (MHz)	26 dB Bandwidth (MHz)	99 % Emission Bandwidth (MHz)
36	5180	24.90	18.40
40	5200	23.50	18.40
48	5240	25.66	18.40



Date: 13.MAY.2020 19:21:34



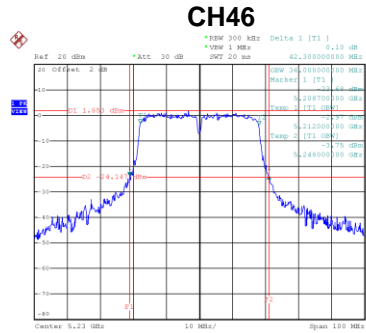
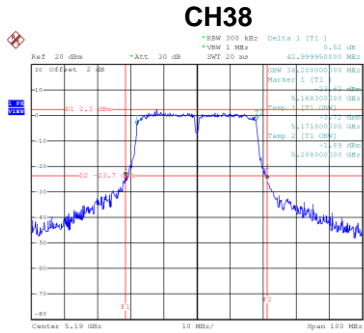
Date: 13.MAY.2020 19:22:50



Date: 13.MAY.2020 19:25:14

Test Mode	UNII-1_TX N (HT40) Mode
-----------	-------------------------

Channel	Frequency (MHz)	26 dB Bandwidth (MHz)	99 % Emission Bandwidth (MHz)
38	5190	42.99	36.20
46	5230	42.30	36.00

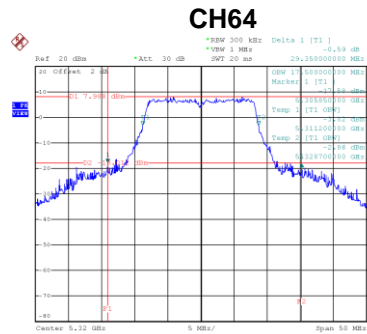
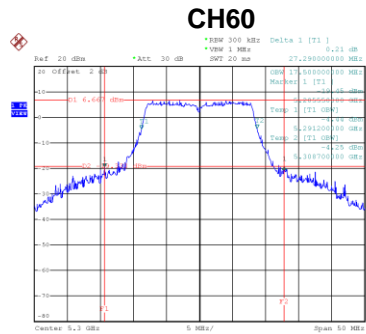
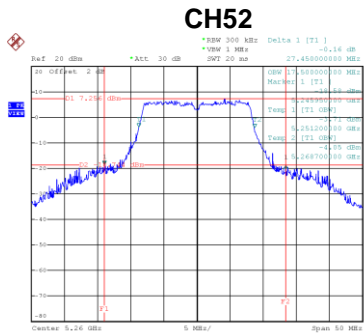


Date: 13_MAY.2020 19:40:44

Date: 13_MAY.2020 19:42:50

Test Mode	UNII-2A_TX A Mode
-----------	-------------------

Channel	Frequency (MHz)	26 dB Bandwidth (MHz)	99 % Emission Bandwidth (MHz)
52	5260	27.45	17.50
60	5300	27.29	17.50
64	5320	29.35	17.50



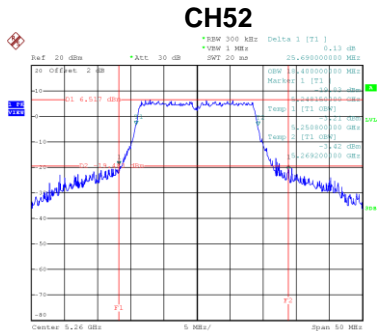
Date: 13_MAY.2020 17:50:44

Date: 13_MAY.2020 17:51:52

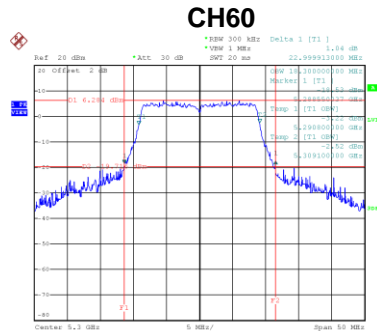
Date: 28_MAY.2020 15:50:19

Test Mode	UNII-2A_TX N (HT20) Mode
-----------	--------------------------

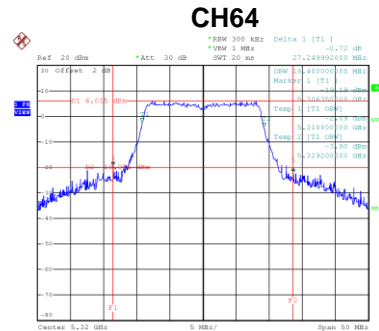
Channel	Frequency (MHz)	26 dB Bandwidth (MHz)	99 % Emission Bandwidth (MHz)
52	5260	25.69	18.40
60	5300	23.00	18.30
64	5320	27.25	18.40



Date: 13.MAY.2020 19:25:14



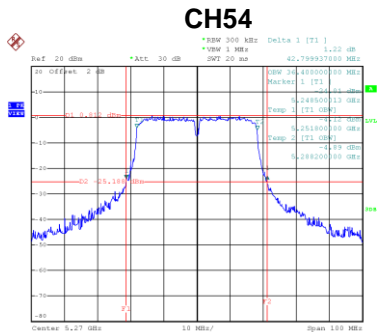
Date: 13.MAY.2020 19:26:45



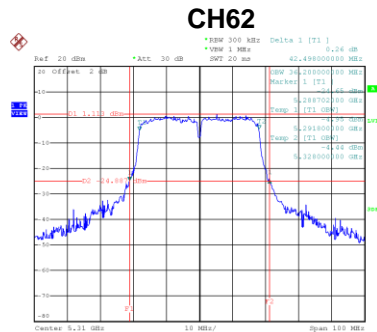
Date: 13.MAY.2020 19:29:40

Test Mode	UNII-2A_TX N (HT40) Mode
-----------	--------------------------

Channel	Frequency (MHz)	26 dB Bandwidth (MHz)	99 % Emission Bandwidth (MHz)
54	5270	42.80	36.40
62	5310	42.50	36.20



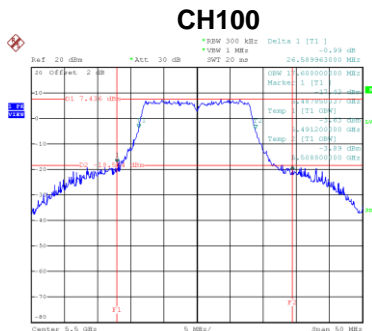
Date: 13.MAY.2020 19:44:52



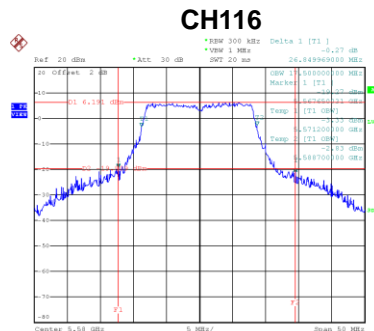
Date: 13.MAY.2020 19:46:25

Test Mode	UNII-2C_TX A Mode
-----------	-------------------

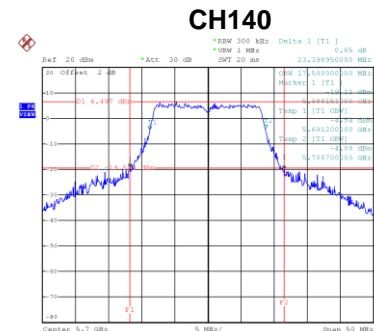
Channel	Frequency (MHz)	26 dB Bandwidth (MHz)	99 % Emission Bandwidth (MHz)
100	5500	26.59	17.60
116	5580	26.85	17.50
140	5700	23.40	17.50



Date: 13.MAY.2020 17:53:24



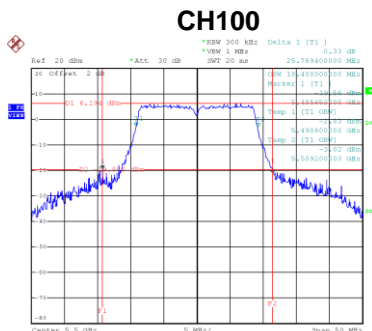
Date: 13.MAY.2020 17:54:41



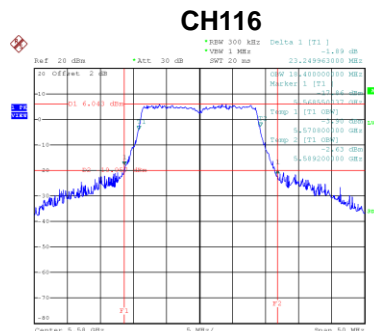
Date: 13.MAY.2020 17:56:15

Test Mode	UNII-2C_TX N (HT20) Mode
-----------	--------------------------

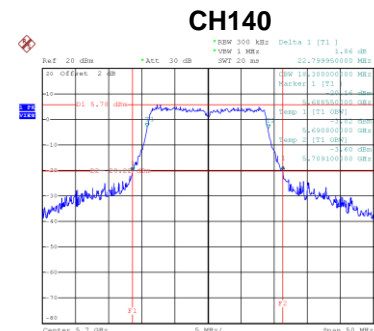
Channel	Frequency (MHz)	26 dB Bandwidth (MHz)	99 % Emission Bandwidth (MHz)
100	5500	25.79	18.40
116	5580	23.25	18.40
140	5700	22.80	18.30



Date: 13.MAY.2020 19:33:00



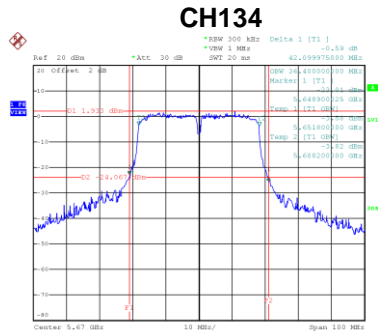
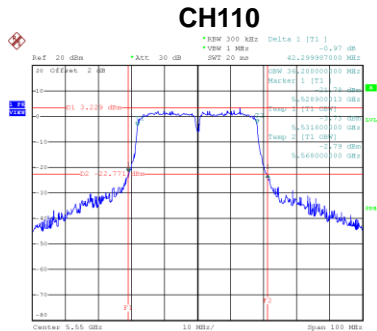
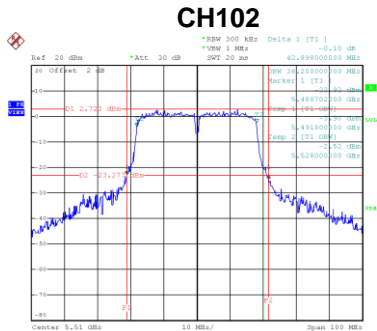
Date: 13.MAY.2020 19:32:30



Date: 13.MAY.2020 19:33:09

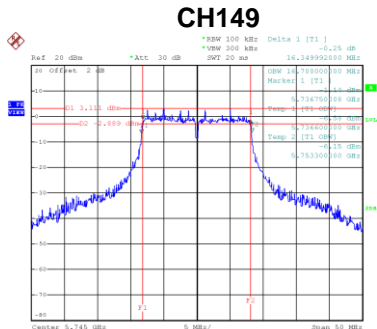
Test Mode	UNII-2C_TX N (HT40) Mode
-----------	--------------------------

Channel	Frequency (MHz)	26 dB Bandwidth (MHz)	99 % Emission Bandwidth (MHz)
102	5510	42.90	36.20
110	5550	42.30	36.20
134	5670	42.10	36.40

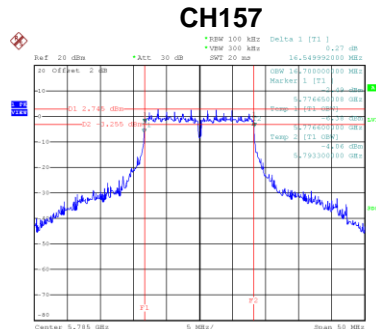


Test Mode	UNII-3_TX A Mode
-----------	------------------

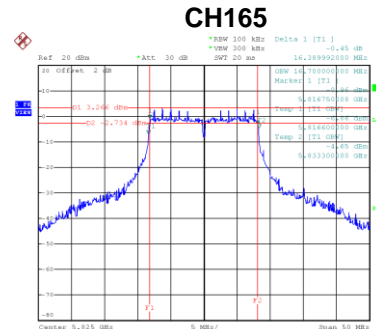
Channel	Frequency (MHz)	6 dB Bandwidth (MHz)	6 dB Bandwidth Min. Limit (kHz)	Result
149	5745	16.35	500	Complies
157	5785	16.55	500	Complies
165	5825	16.39	500	Complies



Date: 13_MAY.2020 17:57:40

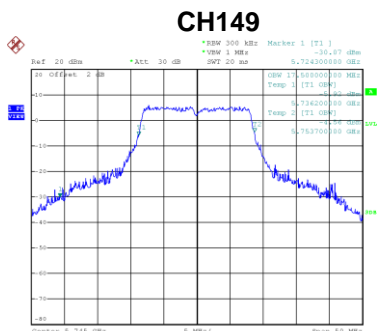


Date: 13_MAY.2020 17:59:10

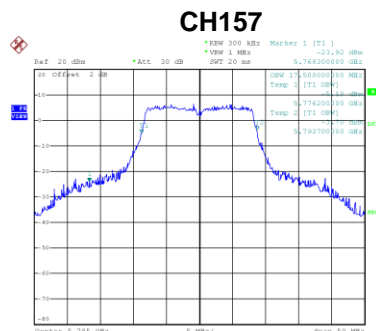


Date: 13_MAY.2020 18:02:10

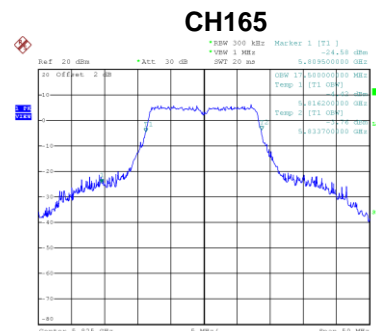
Channel	Frequency (MHz)	99 % Emission Bandwidth (MHz)
149	5745	17.50
157	5785	17.50
165	5825	17.50



Date: 13_MAY.2020 17:57:04



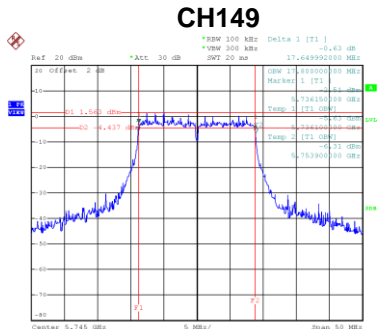
Date: 13_MAY.2020 17:58:04



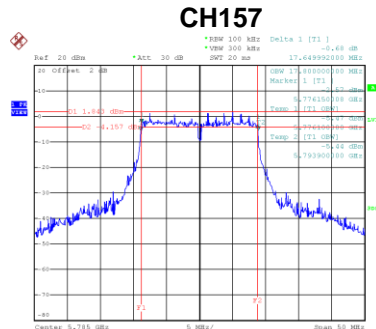
Date: 13_MAY.2020 18:01:04

Test Mode	UNII-3_TX N (HT20) Mode
-----------	-------------------------

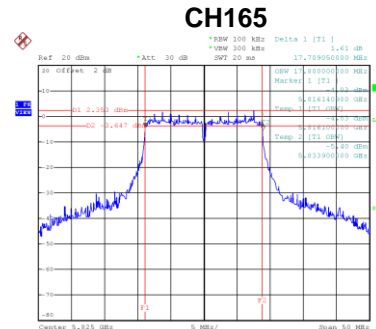
Channel	Frequency (MHz)	6 dB Bandwidth (MHz)	6 dB Bandwidth Min. Limit (kHz)	Result
149	5745	17.65	500	Complies
157	5785	17.65	500	Complies
165	5825	17.71	500	Complies



Date: 13_MAY.2020 19:35:51

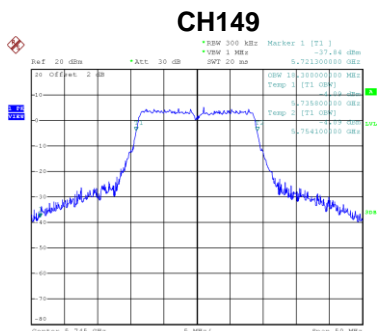


Date: 13_MAY.2020 19:37:10

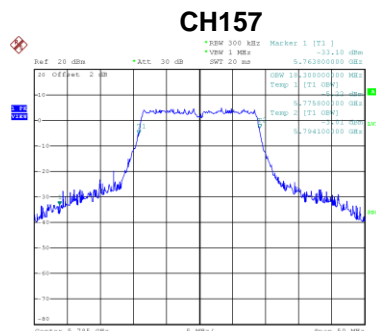


Date: 13_MAY.2020 19:38:22

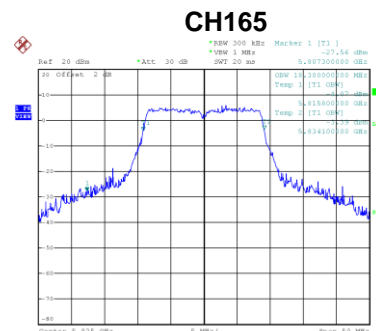
Channel	Frequency (MHz)	99 % Emission Bandwidth (MHz)
149	5745	18.30
157	5785	18.30
165	5825	18.30



Date: 13_MAY.2020 19:35:14



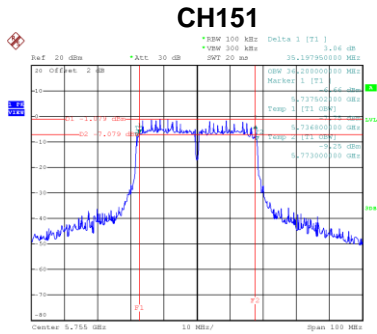
Date: 13_MAY.2020 19:36:35



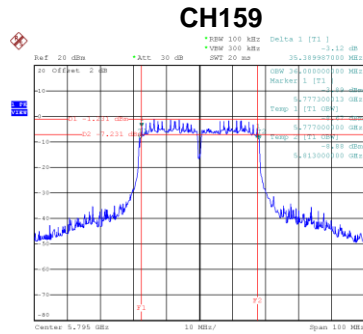
Date: 13_MAY.2020 19:37:47

Test Mode	UNII-3_TX N (HT40) Mode
-----------	-------------------------

Channel	Frequency (MHz)	6 dB Bandwidth (MHz)	6 dB Bandwidth Min. Limit (kHz)	Result
151	5755	35.20	500	Complies
159	5795	35.39	500	Complies

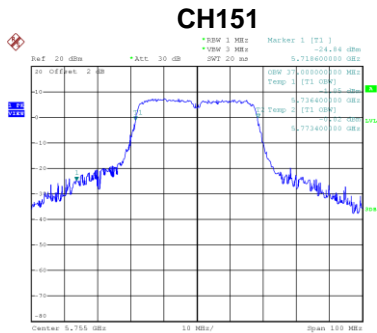


Date: 13.MAY.2020 19:54:45

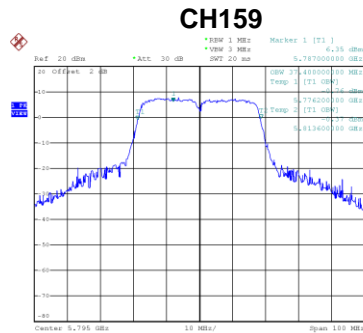


Date: 13.MAY.2020 19:56:39

Channel	Frequency (MHz)	99 % Emission Bandwidth (MHz)
151	5755	37.00
159	5795	37.40



Date: 13.MAY.2020 19:53:53



Date: 13.MAY.2020 19:55:46

APPENDIX F - CONDUCTED OUTPUT POWER

Test Mode	UNII-1_TX A Mode
-----------	------------------

Channel	Frequency (MHz)	Conducted Output Power (dBm)	Duty Factor	Conducted Output Power + Duty Factor (dBm)	Max. Limit (dBm)	Max. Limit (W)	Result
36	5180	16.08	0.58	16.66	24.00	0.25	Complies
40	5200	15.90	0.58	16.48	24.00	0.25	Complies
48	5240	15.92	0.58	16.50	24.00	0.25	Complies

Test Mode	UNII-1_TX N (HT20) Mode
-----------	-------------------------

Channel	Frequency (MHz)	Conducted Output Power (dBm)	Duty Factor	Conducted Output Power + Duty Factor (dBm)	Max. Limit (dBm)	Max. Limit (W)	Result
36	5180	14.86	0.63	15.49	24.00	0.25	Complies
40	5200	14.84	0.63	15.47	24.00	0.25	Complies
48	5240	14.69	0.63	15.32	24.00	0.25	Complies

Test Mode	UNII-1_TX N (HT40) Mode
-----------	-------------------------

Channel	Frequency (MHz)	Conducted Output Power (dBm)	Duty Factor	Conducted Output Power + Duty Factor (dBm)	Max. Limit (dBm)	Max. Limit (W)	Result
38	5190	12.23	1.19	13.42	24.00	0.25	Complies
46	5230	12.15	1.19	13.34	24.00	0.25	Complies

Test Mode	UNII-2A_TX A Mode
-----------	-------------------

Channel	Frequency (MHz)	Conducted Output Power (dBm)	Duty Factor	Conducted Output Power + Duty Factor (dBm)	Max. Limit (dBm)	Max. Limit (W)	Result
52	5260	15.65	0.58	16.23	24.00	0.25	Complies
60	5300	15.25	0.58	15.83	24.00	0.25	Complies
64	5320	15.66	0.58	16.24	24.00	0.25	Complies

Test Mode	UNII-2A_TX N (HT20) Mode
-----------	--------------------------

Channel	Frequency (MHz)	Conducted Output Power (dBm)	Duty Factor	Conducted Output Power + Duty Factor (dBm)	Max. Limit (dBm)	Max. Limit (W)	Result
52	5260	14.36	0.63	14.99	24.00	0.25	Complies
60	5300	14.21	0.63	14.84	24.00	0.25	Complies
64	5320	14.43	0.63	15.06	24.00	0.25	Complies

Test Mode	UNII-2A_TX N (HT40) Mode
-----------	--------------------------

Channel	Frequency (MHz)	Conducted Output Power (dBm)	Duty Factor	Conducted Output Power + Duty Factor (dBm)	Max. Limit (dBm)	Max. Limit (W)	Result
54	5270	11.65	1.19	12.84	24.00	0.25	Complies
62	5310	11.96	1.19	13.15	24.00	0.25	Complies

Test Mode	UNII-2C_TX A Mode
-----------	-------------------

Channel	Frequency (MHz)	Conducted Output Power (dBm)	Duty Factor	Conducted Output Power + Duty Factor (dBm)	Max. Limit (dBm)	Max. Limit (W)	Result
100	5500	16.21	0.58	16.79	24.00	0.25	Complies
116	5580	16.36	0.58	16.94	24.00	0.25	Complies
140	5700	15.01	0.58	15.59	24.00	0.25	Complies

Test Mode	UNII-2C_TX N (HT20) Mode
-----------	--------------------------

Channel	Frequency (MHz)	Conducted Output Power (dBm)	Duty Factor	Conducted Output Power + Duty Factor (dBm)	Max. Limit (dBm)	Max. Limit (W)	Result
100	5500	15.11	0.63	15.74	24.00	0.25	Complies
116	5580	15.23	0.63	15.86	24.00	0.25	Complies
140	5700	14.02	0.63	14.65	24.00	0.25	Complies

Test Mode	UNII-2C_TX N (HT40) Mode
-----------	--------------------------

Channel	Frequency (MHz)	Conducted Output Power (dBm)	Duty Factor	Conducted Output Power + Duty Factor (dBm)	Max. Limit (dBm)	Max. Limit (W)	Result
102	5510	13.64	1.19	14.83	24.00	0.25	Complies
110	5550	13.91	1.19	15.10	24.00	0.25	Complies
134	5670	12.87	1.19	14.06	24.00	0.25	Complies

Test Mode	UNII-3_TX A Mode
-----------	------------------

Channel	Frequency (MHz)	Conducted Output Power (dBm)	Duty Factor	Conducted Output Power + Duty Factor (dBm)	Max. Limit (dBm)	Max. Limit (W)	Result
149	5745	14.76	0.58	15.34	30.00	1.00	Complies
157	5785	14.80	0.58	15.38	30.00	1.00	Complies
165	5825	14.92	0.58	15.50	30.00	1.00	Complies

Test Mode	UNII-3_TX N (HT20) Mode
-----------	-------------------------

Channel	Frequency (MHz)	Conducted Output Power (dBm)	Duty Factor	Conducted Output Power + Duty Factor (dBm)	Max. Limit (dBm)	Max. Limit (W)	Result
149	5745	13.54	0.63	14.17	30.00	1.00	Complies
157	5785	13.67	0.63	14.30	30.00	1.00	Complies
165	5825	14.05	0.63	14.68	30.00	1.00	Complies

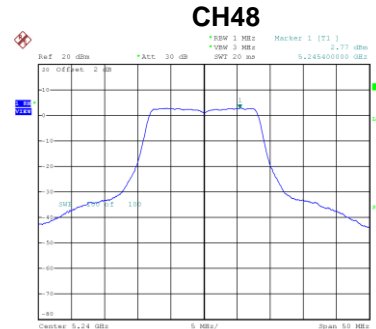
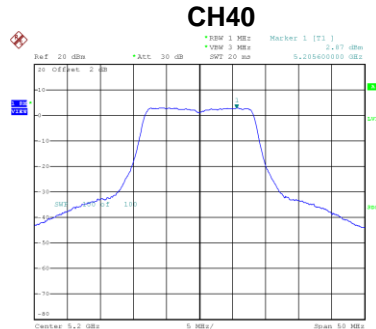
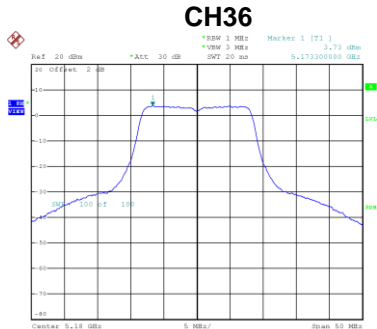
Test Mode	UNII-3_TX N (HT40) Mode
-----------	-------------------------

Channel	Frequency (MHz)	Conducted Output Power (dBm)	Duty Factor	Conducted Output Power + Duty Factor (dBm)	Max. Limit (dBm)	Max. Limit (W)	Result
151	5755	12.84	1.19	14.03	30.00	1.00	Complies
159	5795	13.17	1.19	14.36	30.00	1.00	Complies

APPENDIX G - POWER SPECTRAL DENSITY

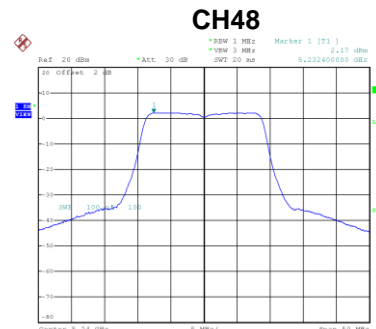
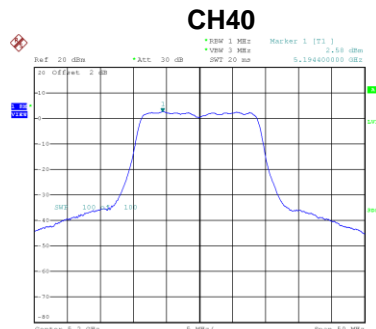
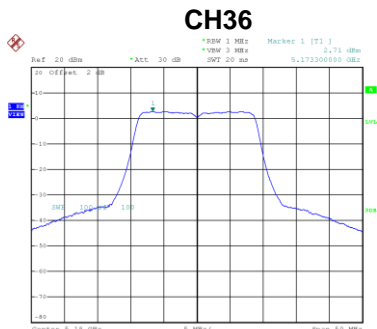
Test Mode	UNII-1_TX A Mode
-----------	------------------

Channel	Frequency (MHz)	Power Spectral Density (dBm/MHz)	Duty Factor	Power Spectral Density + Duty Factor (dBm/MHz)	Max. Limit (dBm/MHz)	Result
36	5180	3.73	0.58	4.31	11.00	Complies
40	5200	2.87	0.58	3.45	11.00	Complies
48	5240	2.77	0.58	3.35	11.00	Complies



Test Mode	UNII-1_TX N (HT20) Mode
-----------	-------------------------

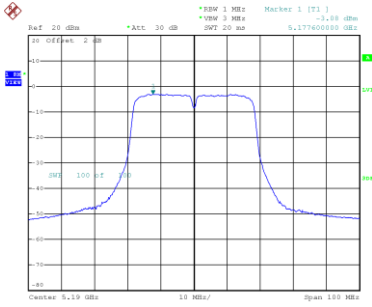
Channel	Frequency (MHz)	Power Spectral Density (dBm/MHz)	Duty Factor	Power Spectral Density + Duty Factor (dBm/MHz)	Max. Limit (dBm/MHz)	Result
36	5180	2.71	0.63	3.34	11.00	Complies
40	5200	2.58	0.63	3.21	11.00	Complies
48	5240	2.17	0.63	2.80	11.00	Complies



Test Mode	UNII-1_TX N (HT40) Mode
-----------	-------------------------

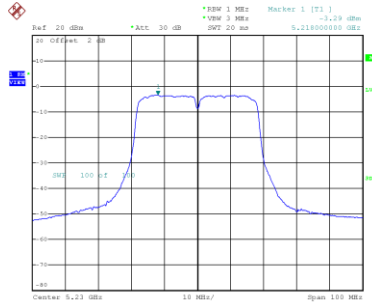
Channel	Frequency (MHz)	Power Spectral Density (dBm/MHz)	Duty Factor	Power Spectral Density + Duty Factor (dBm/MHz)	Max. Limit (dBm/MHz)	Result
38	5190	-3.08	1.19	-1.89	11.00	Complies
46	5230	-3.29	1.19	-2.10	11.00	Complies

CH38



Date: 13.MAY.2020 19:40:55

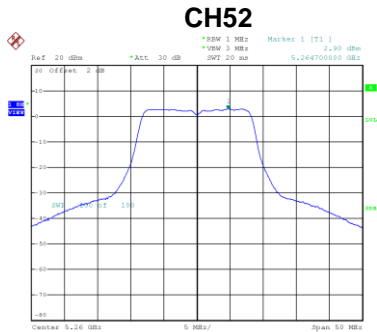
CH46



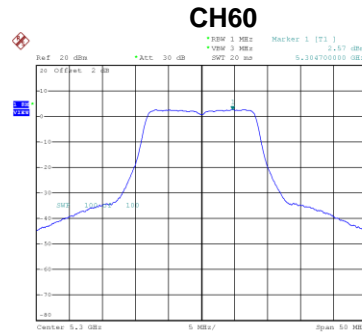
Date: 13.MAY.2020 19:43:01

Test Mode	UNII-2A_TX A Mode
-----------	-------------------

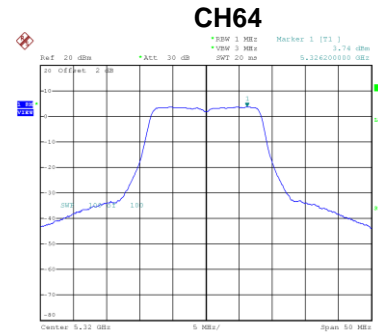
Channel	Frequency (MHz)	Power Spectral Density (dBm/MHz)	Duty Factor	Power Spectral Density + Duty Factor (dBm/MHz)	Max. Limit (dBm/MHz)	Result
52	5260	2.90	0.58	3.48	11.00	Complies
60	5300	2.57	0.58	3.15	11.00	Complies
64	5320	3.74	0.58	4.32	11.00	Complies



Date: 13_MAY_2020 17:50:52



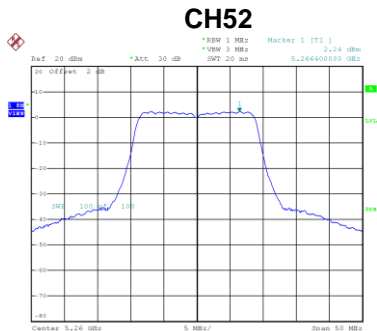
Date: 13_MAY_2020 17:52:00



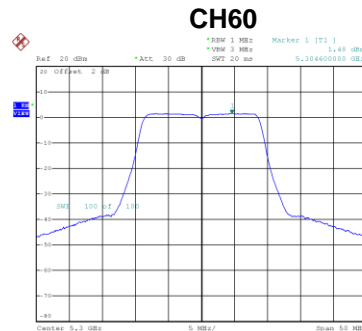
Date: 28_MAY_2020 15:50:28

Test Mode	UNII-2A_TX N (HT20) Mode
-----------	--------------------------

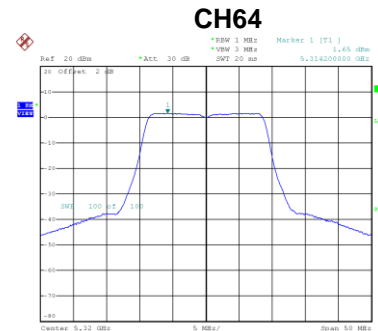
Channel	Frequency (MHz)	Power Spectral Density (dBm/MHz)	Duty Factor	Power Spectral Density + Duty Factor (dBm/MHz)	Max. Limit (dBm/MHz)	Result
52	5260	2.24	0.63	2.87	11.00	Complies
60	5300	1.48	0.63	2.11	11.00	Complies
64	5320	1.65	0.63	2.28	11.00	Complies



Date: 13_MAY_2020 19:25:22



Date: 13_MAY_2020 19:26:54

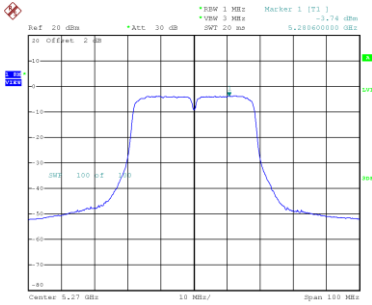


Date: 13_MAY_2020 19:29:49

Test Mode	UNII-2A_TX N (HT40) Mode
-----------	--------------------------

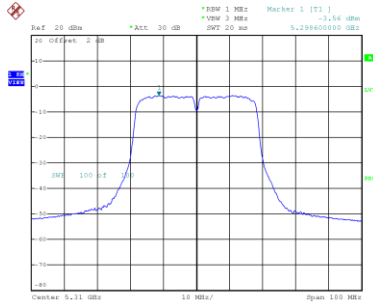
Channel	Frequency (MHz)	Power Spectral Density (dBm/MHz)	Duty Factor	Power Spectral Density + Duty Factor (dBm/MHz)	Max. Limit (dBm/MHz)	Result
54	5270	-3.74	1.19	-2.55	11.00	Complies
62	5310	-3.56	1.19	-2.37	11.00	Complies

CH54



Date: 13.MAY.2020 19:45:04

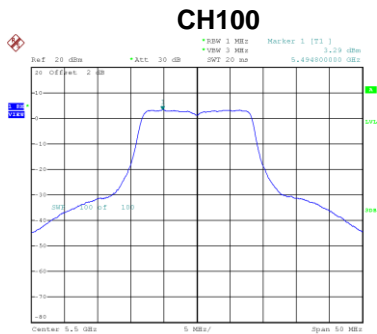
CH62



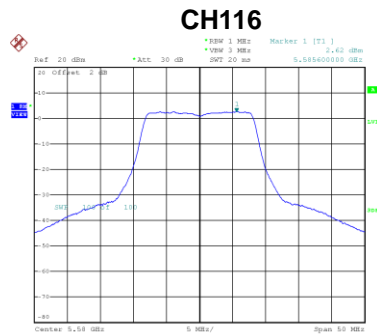
Date: 13.MAY.2020 19:46:46

Test Mode	UNII-2C_TX A Mode
-----------	-------------------

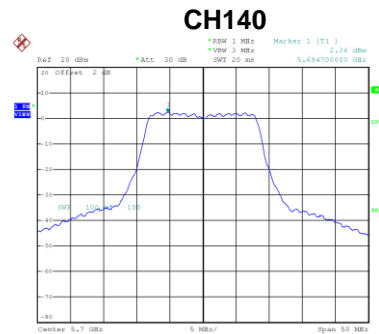
Channel	Frequency (MHz)	Power Spectral Density (dBm/MHz)	Duty Factor	Power Spectral Density + Duty Factor (dBm/MHz)	Max. Limit (dBm/MHz)	Result
100	5500	3.29	0.58	3.87	11.00	Complies
116	5580	2.62	0.58	3.20	11.00	Complies
140	5700	2.36	0.58	2.94	11.00	Complies



Date: 13_MAY_2020 17:53:32



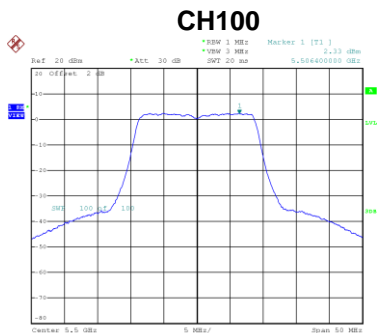
Date: 13_MAY_2020 17:54:50



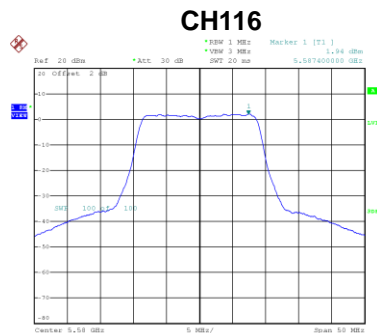
Date: 13_MAY_2020 17:56:24

Test Mode	UNII-2C_TX N (HT20) Mode
-----------	--------------------------

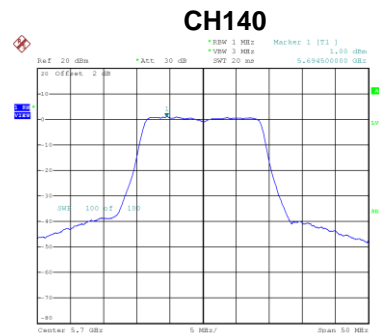
Channel	Frequency (MHz)	Power Spectral Density (dBm/MHz)	Duty Factor	Power Spectral Density + Duty Factor (dBm/MHz)	Max. Limit (dBm/MHz)	Result
100	5500	2.33	0.63	2.96	11.00	Complies
116	5580	1.94	0.63	2.57	11.00	Complies
140	5700	1.00	0.63	1.63	11.00	Complies



Date: 13_MAY_2020 19:31:09



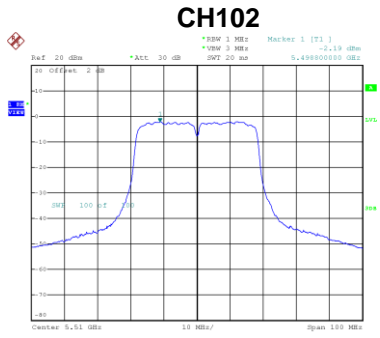
Date: 13_MAY_2020 19:32:38



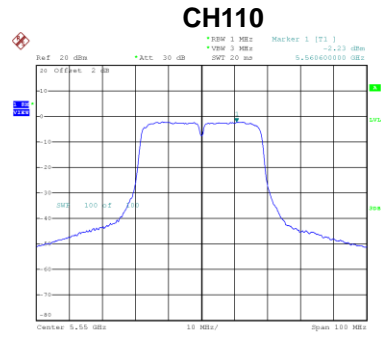
Date: 13_MAY_2020 19:33:48

Test Mode	UNII-2C_TX N (HT40) Mode
-----------	--------------------------

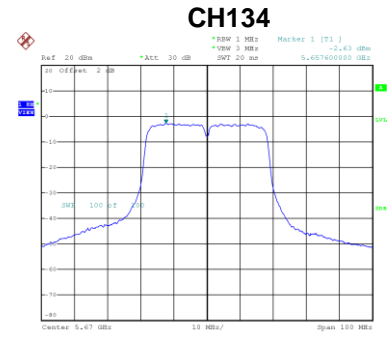
Channel	Frequency (MHz)	Power Spectral Density (dBm/MHz)	Duty Factor	Power Spectral Density + Duty Factor (dBm/MHz)	Max. Limit (dBm/MHz)	Result
102	5510	-2.19	1.19	-1.00	11.00	Complies
110	5550	-2.23	1.19	-1.04	11.00	Complies
134	5670	-2.63	1.19	-1.44	11.00	Complies



Date: 13_MAY.2020 19:48:17



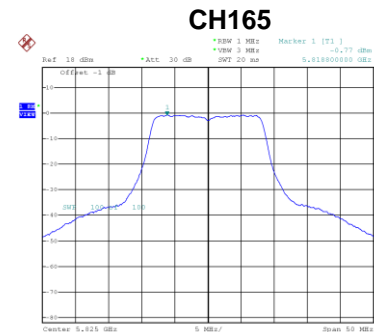
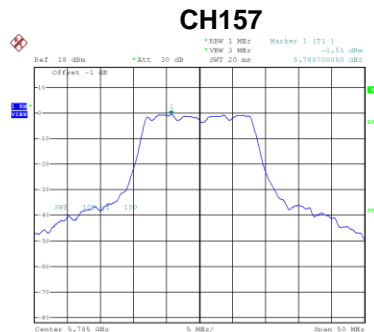
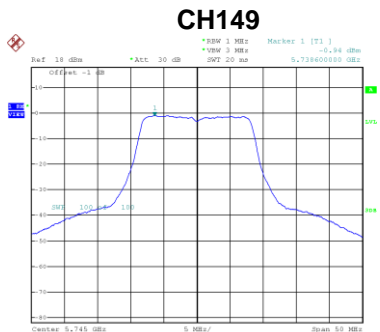
Date: 13_MAY.2020 19:50:36



Date: 13_MAY.2020 19:53:03

Test Mode	UNII-3_TX A Mode
-----------	------------------

Channel	Frequency (MHz)	Power Spectral Density (dBm/500 kHz)	Duty Factor	Power Spectral Density + Duty Factor (dBm/500 kHz)	Max. Limit (dBm/500 kHz)	Result
149	5745	-0.94	0.58	-0.36	30.00	Complies
157	5785	-0.51	0.58	0.07	30.00	Complies
165	5825	-0.77	0.58	-0.19	30.00	Complies



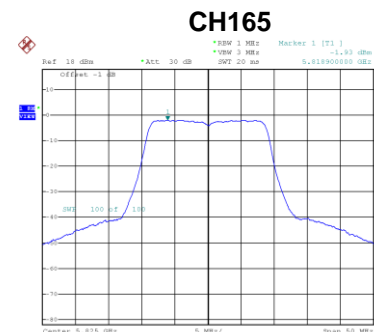
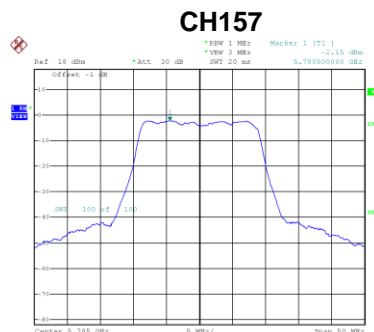
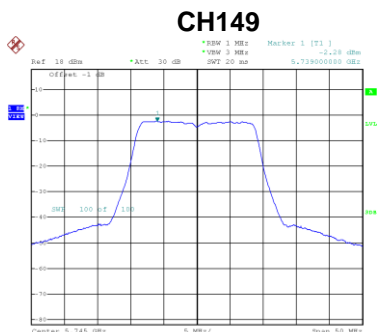
Date: 13_MAY.2020 17:57:48

Date: 13_MAY.2020 17:59:19

Date: 13_MAY.2020 18:02:18

Test Mode	UNII-3_TX N (HT20) Mode
-----------	-------------------------

Channel	Frequency (MHz)	Power Spectral Density (dBm/500 kHz)	Duty Factor	Power Spectral Density + Duty Factor (dBm/500 kHz)	Max. Limit (dBm/500 kHz)	Result
149	5745	-2.28	0.63	-1.65	30.00	Complies
157	5785	-2.15	0.63	-1.52	30.00	Complies
165	5825	-1.93	0.63	-1.30	30.00	Complies



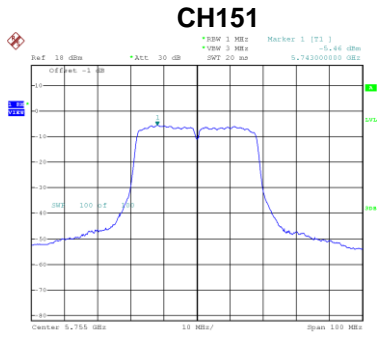
Date: 13_MAY.2020 19:36:00

Date: 13_MAY.2020 19:37:19

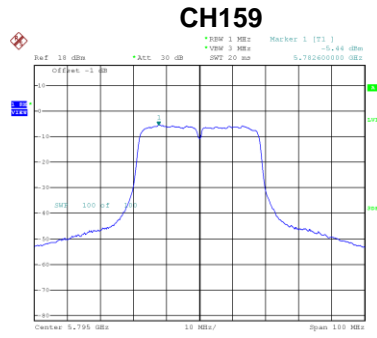
Date: 13_MAY.2020 19:38:20

Test Mode	UNII-3_TX N (HT40) Mode
-----------	-------------------------

Channel	Frequency (MHz)	Power Spectral Density (dBm/500 kHz)	Duty Factor	Power Spectral Density + Duty Factor (dBm/500 kHz)	Max. Limit (dBm/500 kHz)	Result
151	5755	-5.46	1.19	-4.27	30.00	Complies
159	5795	-5.44	1.19	-4.25	30.00	Complies



Date: 13_MAY_2020 19:54:57



Date: 13_MAY_2020 19:56:51

End of Test Report