

# FCC Radio Test Report

## FCC ID: XMR202005SC200RNA

This report concerns: Original Grant

**Project No.** : 2005H018  
**Equipment** : Multi-mode Smart LTE Module  
**Brand Name** : Quectel  
**Test Model** : SC200R-NA  
**Series Model** : N/A  
**Applicant** : Quectel Wireless Solutions Co., Ltd.  
**Address** : Building 5, Shanghai Business Park Phase III (Area B), No.1016 Tianlin Road, Minhang District, Shanghai, China 200233.  
**Manufacturer** : Quectel Wireless Solutions Co., Ltd.  
**Address** : Building 5, Shanghai Business Park Phase III (Area B), No.1016 Tianlin Road, Minhang District, Shanghai, China 200233.  
**Date of Receipt** : May 08, 2020  
**Date of Test** : May 08, 2020 ~ Jun. 05, 2020  
**Issued Date** : Aug. 10, 2020  
**Report Version** : R00  
**Test Sample** : Engineering Sample No.: SH2020050840, SH2020050840-1  
**Standard(s)** : 47 CFR FCC Part 27 Subpart L  
47 CFR FCC Part 27 Subpart M  
47 CFR FCC Part 27 Subpart H  
47 CFR FCC Part 27 Subpart F  
47 CFR FCC Part 27 Subpart E  
47 CFR FCC Part 27 Subpart N  
47 CFR FCC Part 2  
ANSI/TIA/EIA-603-E-2016  
FCC KDB 971168 D01 Power Meas License Digital Systems v03r01

The above equipment has been tested and found compliance with the requirement of the relative standards by BTL Inc.

*Krain. Wu*

Prepared by : Krain Wu

*Ryan. Wang*

Approved by : Ryan Wang



Certificate # 5123.03

Add: No. 29, Jintang Road, Tangzhen Industry Park, Pudong New Area, Shanghai 201210, China

TEL: +86-021-61765666

Web: www.newbtl.com

**Declaration**

**BTL** represents to the client that testing is done in accordance with standard procedures as applicable and that test instruments used has been calibrated with standards traceable to international standard(s) and/or national standard(s).

**BTL's** reports apply only to the specific samples tested under conditions. It is manufacture's responsibility to ensure that additional production units of this model are manufactured with the identical electrical and mechanical components. **BTL** shall have no liability for any declarations, inferences or generalizations drawn by the client or others from **BTL** issued reports.

The report must not be used by the client to claim product certification, approval, or endorsement by NIST, A2LA, or any agency of the U.S. Government.

This report is the confidential property of the client. As a mutual protection to the clients, the public and ourselves, the test report shall not be reproduced, except in full, without our written approval.

**BTL's** laboratory quality assurance procedures are in compliance with the **ISO/IEC 17025** requirements, and accredited by the conformity assessment authorities listed in this test report.

**BTL** is not responsible for the sampling stage, so the results only apply to the sample as received.

The information, data and test plan are provided by manufacturer which may affect the validity of results, so it is manufacturer's responsibility to ensure that the apparatus meets the essential requirements of applied standards and in all the possible configurations as representative of its intended use.

**Limitation**

For the use of the authority's logo is limited unless the Test Standard(s)/Scope(s)/Item(s) mentioned in this test report is (are) included in the conformity assessment authorities acceptance respective.

Please note that the measurement uncertainty is provided for informational purpose only and is not use in determining the Pass/Fail results.

<b>Table of Contents</b>	<b>Page</b>
<b>REPORT ISSUED HISTORY</b>	<b>5</b>
<b>1 . SUMMARY OF TEST RESULTS</b>	<b>6</b>
1.1 TEST FACILITY	7
1.2 MEASUREMENT UNCERTAINTY	7
1.3 TEST ENVIRONMENT CONDITIONS	7
<b>2 . GENERAL INFORMATION</b>	<b>8</b>
2.1 GENERAL DESCRIPTION OF EUT	8
2.2 DESCRIPTION OF TEST MODES AND TEST CONDITION	11
2.3 BLOCK DIGRAM SHOWING THECONFIGURATIONOFSYSTEMTESTED	20
2.4 DESCRIPTION OF SUPPORT UNITS	20
<b>3 . TEST RESULT</b>	<b>21</b>
3.1 OUTPUT POWER MEASUREMENT	21
3.1.1 LIMIT	21
3.1.2 TEST PROCEDURE	21
3.1.3 TEST SETUP LAYOUT	21
3.1.4 TEST DEVIATION	21
3.1.5 TEST RESULTS	21
3.2 OCCUPIED BANDWIDTH MEASUREMENT	22
3.2.1 TEST PROCEDURE	22
3.2.2 TEST SETUP LAYOUT	22
3.2.3 TEST DEVIATION	22
3.2.4 TEST RESULTS	22
3.3 CONDUCTED EMISSIONS MEASUREMENT	23
3.3.1 LIMIT	23
3.3.2 TEST PROCEDURES	23
3.3.3 TEST SETUP LAYOUT	23
3.3.4 TEST DEVIATION	23
3.3.5 TEST RESULTS	23
3.4 RADIATED EMISSIONS MEASUREMENT	24
3.4.1 LIMIT	24
3.4.2 TEST PROCEDURES	24
3.4.3 TEST SETUP LAYOUT	25
3.4.4 TEST RESULTS (9KHZ TO 30MHZ)	26
3.4.5 TEST RESULTS (30MHZ TO 1000MHZ)	26
3.4.6 TEST RESULTS (ABOVE 1000MHZ)	26
3.5 BAND EDGE MEASUREMENT	27
3.5.1 LIMIT	27
3.5.2 TEST PROCEDURES	27

<b>Table of Contents</b>	<b>Page</b>
3.5.3 TEST SETUP LAYOUT	28
3.5.4 TEST DEVIATION	28
3.5.5 TEST RESULTS	28
3.6 PEAK TO AVERAGE RATIO MEASUREMENT	29
3.6.1 LIMIT	29
3.6.2 TEST PROCEDURES	29
3.6.3 TEST SETUP LAYOUT	29
3.6.4 TEST DEVIATION	29
3.6.5 TEST RESULTS	29
3.7 FREQUENCY STABILITY MEASUREMENT	30
3.7.1 LIMIT	30
3.7.2 TEST PROCEDURES	30
3.7.3 TEST SETUP LAYOUT	30
3.7.4 TEST DEVIATION	30
3.7.5 TEST RESULTS	30
4. LIST OF MEASUREMENT EQUIPMENTS	31
APPENDIX A - OUTPUT POWER	33
APPENDIX B - OCCUPIED BANDWIDTH	66
APPENDIX C - CONDUCTED EMISSIONS	131
APPENDIX D - RADIATED SPURIOUS EMISSION (9KHZ TO 30MHZ)	152
APPENDIX E - RADIATED EMISSION (30MHZ TO 1GHZ)	153
APPENDIX F - RADIATED EMISSION (ABOVE 1GHZ)	172
APPENDIX G - BAND EDGE	215
APPENDIX H - PEAK TO AVERAGE RATIO	248
APPENDIX I - FREQUENCY STABILITY	282

**REPORT ISSUED HISTORY**

Report Version	Description	Issued Date
R00	Original Issue.	Aug. 10, 2020

## 1. SUMMARY OF TEST RESULTS

Test procedures according to the technical standard(s):

FCC Part 27 Subpart L,M,H,F,E,N & Part 2			
Standard(s) Section	Test Item	Judgment	Remark
2.1046 27.50(d)(4) 27.50(h)(2) 27.50(b)(10) 27.50(c)(10)	Effective Radiated Power & Equivalent Isotropic Radiated Power	PASS	-----
2.1049	Occupied Bandwidth	PASS	-----
2.1051 27.53(c)(2)(4) 27.53(g) 27.53(h) 27.53(m)(4)	Conducted Spurious Emissions	PASS	-----
2.1053 27.53(c)(2) 27.53(f) 27.53(g) 27.53(h) 27.53(m)(4)	Radiated Spurious Emissions	PASS	-----
2.1051 27.53(c)(2)(4) 27.53(g) 27.53(h) 27.53(m)(4)	Band Edge Measurements	PASS	-----
-	Peak To Average Ratio	PASS	-----
2.1055 27.54	Frequency Stability	PASS	-----

Note:

For the verdict, the "N/A" denotes "not applicable", the "N/T" denotes "not tested".

### 1.1 TEST FACILITY

The test facilities used to collect the test data in this report is at the location of No. 29, Jintang Road, Tangzhen Industry Park, Pudong New Area, Shanghai 201210, China.

BTL's Test Firm Registration Number for FCC: 476765

BTL's Designation Number for FCC: CN1241

### 1.2 MEASUREMENT UNCERTAINTY

The measurement uncertainty figures shall be calculated according the methods described in the ETSI TR 100 028 and shall correspond to an expansion factor (coverage factor)  $k=1.96$  or  $k=2$ (which provide confidence levels of respectively 90% and 95.45% in the case where the distributions characterizing the actual measurement uncertainties are normal (Gaussian)).

Measurement Uncertainty for a Level of Confidence of 95 %,  $U=2xUc(y)$ .

The BTL measurement uncertainty as below table:

#### A. Radiated Measurement :

Test Site	Method	Measurement Frequency Range	Ant. H / V	U,(dB)
SH-CB01 (3m)	CISPR	9KHz ~ 30MHz	V	3.79
		9KHz ~ 30MHz	H	3.57
		30MHz ~ 200MHz	V	4.12
		30MHz ~ 200MHz	H	3.20
		200MHz ~ 1,000MHz	V	3.12
		200MHz ~ 1,000MHz	H	3.18

Test Site	Method	Measurement Frequency Range	U,(dB)
SH-CB01 (3m)	CISPR	1GHz ~ 6GHz	4.40
		6GHz ~ 18GHz	4.86

Test Site	Method	Measurement Frequency Range	U,(dB)
SH-CB01 (3m)	CISPR	18 ~ 26.5 GHz	3.64
		26.5 ~ 40 GHz	3.78

Note: Unless specifically mentioned, the uncertainty of measurement has not been taken into account to declare the compliance or non-compliance to the specification.

### 1.3 TEST ENVIRONMENT CONDITIONS

Test Item	Temperature	Humidity	Test Voltage	Tested By
Output Power & ERP	23°C	60%	DC 3.8V	Forest Li
Occupied Bandwidth	23°C	60%	DC 3.8V	Forest Li
Conducted Spurious Emissions	23°C	60%	DC 3.8V	Forest Li
Radiated Spurious Emissions	23°C	46%	DC 3.8V	Forest Li
Band Edge	23°C	60%	DC 3.8V	Forest Li
Peak to Average Ratio	23°C	60%	DC 3.8V	Forest Li
Frequency Stability	Normal and Extreme			Forest Li

## 2. GENERAL INFORMATION

### 2.1 GENERAL DESCRIPTION OF EUT

Equipment	Multi-mode Smart LTE Module	
Brand Name	Quectel	
Test Model	SC200R-NA	
Series Model	N/A	
Model Difference(s)	N/A	
Software Version	SC200RNANAR04A01	
Hardware Version	R1.0	
Power Source	DC power supply.	
Power Rating	DC 3.8V	
Antenna Type	Dipole	
Antenna Gain	WCDMA Band IV	2 dBi
	LTE Band 4 & 66	
	LTE Band 7&41	3 dBi
	LTE Band 12/17	3.95 dBi
	LTE Band 13	4.45 dBi
	LTE Band 71	1.66 dBi
Modulation Type	WCDMA	UL: QPSK
	LTE	UL: QPSK,16QAM DL: QPSK,16QAM
Operation Frequency	WCDMA Band IV	1712.4MHz ~1752.6MHz
	LTE Band 4 (Channel Bandwidth: 1.4MHz)	1710.7MHz ~ 1754.3MHz
	LTE Band 4 (Channel Bandwidth: 3MHz)	1711.5MHz ~ 1753.5MHz
	LTE Band 4 (Channel Bandwidth: 5MHz)	1712.5MHz ~ 1752.5MHz
	LTE Band 4 (Channel Bandwidth: 10MHz)	1715.0MHz ~ 1750.0MHz
	LTE Band 4 (Channel Bandwidth: 15MHz)	1717.5MHz ~ 1747.5MHz
	LTE Band 4 (Channel Bandwidth: 20MHz)	1720.0MHz ~ 1745.0MHz
	LTE Band 7 (Channel Bandwidth: 5MHz)	2502.5MHz ~ 2567.5MHz
	LTE Band 7 (Channel Bandwidth: 10MHz)	2505.0MHz ~ 2565.0MHz
	LTE Band 7 (Channel Bandwidth: 15MHz)	2507.5MHz ~ 2562.5MHz
	LTE Band 7 (Channel Bandwidth: 20MHz)	2510.0MHz ~ 2560.0MHz
	LTE Band 12 (Channel Bandwidth: 1.4MHz)	699.7MHz ~ 715.3MHz
	LTE Band 12 (Channel Bandwidth: 3MHz)	700.5MHz ~ 714.5MHz
	LTE Band 12 (Channel Bandwidth: 5MHz)	701.5MHz ~ 713.5MHz
	LTE Band 12 (Channel Bandwidth: 10MHz)	704.0MHz ~ 711.0MHz
	LTE Band 13 (Channel Bandwidth: 5MHz)	779.5MHz ~ 784.5MHz
LTE Band 13 (Channel Bandwidth: 10MHz)	782.0MHz	



Operation Frequency	LTE Band 17 (Channel Bandwidth: 5MHz)	706.5MHz ~ 713.5MHz		
	LTE Band 17 (Channel Bandwidth: 10MHz)	709.0MHz ~ 711.0MHz		
	LTE Band 41 (Channel Bandwidth: 5MHz)	2498.5MHz ~ 2687.5MHz		
	LTE Band 41 (Channel Bandwidth: 10MHz)	2501.0MHz ~ 2685.0MHz		
	LTE Band 41 (Channel Bandwidth: 15MHz)	2503.5MHz ~ 2682.5MHz		
	LTE Band 41 (Channel Bandwidth: 20MHz)	2506.0MHz ~ 2680.0MHz		
	LTE Band 66 (Channel Bandwidth: 1.4MHz)	1710.7MHz ~ 1779.5MHz		
	LTE Band 66 (Channel Bandwidth: 3MHz)	1711.5MHz ~ 1778.5MHz		
	LTE Band 66 (Channel Bandwidth: 5MHz)	1712.5MHz ~ 1777.5MHz		
	LTE Band 66 (Channel Bandwidth: 10MHz)	1715.0MHz ~ 1775.0MHz		
	LTE Band 66 (Channel Bandwidth: 15MHz)	1717.5MHz ~ 1772.5MHz		
	LTE Band 66 (Channel Bandwidth: 20MHz)	1720.0MHz ~ 1770.0MHz		
	LTE Band 71 (Channel Bandwidth: 5MHz)	665.5MHz ~ 695.5MHz		
	LTE Band 71 (Channel Bandwidth: 10MHz)	668.0MHz ~ 693.0MHz		
	LTE Band 71 (Channel Bandwidth: 15MHz)	670.5MHz ~ 690.5MHz		
LTE Band 71 (Channel Bandwidth: 20MHz)	673.0MHz ~ 688.0MHz			
Max. EIRP Power	WCDMA Band IV	QPSK	24.79	dBm
	LTE Band 4 (Channel Bandwidth: 1.4MHz)	QPSK	25.57	dBm
		16QAM	24.51	dBm
	LTE Band 4 (Channel Bandwidth: 3MHz)	QPSK	25.58	dBm
		16QAM	24.79	dBm
	LTE Band 4 (Channel Bandwidth: 5MHz)	QPSK	25.40	dBm
		16QAM	24.12	dBm
	LTE Band 4 (Channel Bandwidth: 10MHz)	QPSK	25.74	dBm
		16QAM	24.50	dBm
	LTE Band 4 (Channel Bandwidth: 15MHz)	QPSK	25.52	dBm
		16QAM	24.96	dBm
	LTE Band 4 (Channel Bandwidth: 20MHz)	QPSK	25.59	dBm
		16QAM	24.67	dBm
	LTE Band 7 (Channel Bandwidth: 5MHz)	QPSK	27.48	dBm
		16QAM	26.08	dBm
	LTE Band 7 (Channel Bandwidth: 10MHz)	QPSK	27.55	dBm
		16QAM	26.87	dBm
	LTE Band 7 (Channel Bandwidth: 15MHz)	QPSK	27.36	dBm
		16QAM	26.88	dBm
	LTE Band 7 (Channel Bandwidth: 20MHz)	QPSK	27.45	dBm
16QAM		26.36	dBm	
LTE Band 66 (Channel Bandwidth: 1.4MHz)	QPSK	26.54	dBm	
	16QAM	25.40	dBm	
LTE Band 66 (Channel Bandwidth: 3MHz)	QPSK	26.59	dBm	
	16QAM	25.43	dBm	
LTE Band 66 (Channel Bandwidth: 5MHz)	QPSK	26.27	dBm	
	16QAM	24.71	dBm	

Max. EIRP Power	LTE Band 66 (Channel Bandwidth: 10MHz)	QPSK	26.67	dBm
		16QAM	25.70	dBm
	LTE Band 66 (Channel Bandwidth: 15MHz)	QPSK	26.53	dBm
		16QAM	25.50	dBm
	LTE Band 66 (Channel Bandwidth: 20MHz)	QPSK	25.90	dBm
		16QAM	24.86	dBm
Max. ERP Power	LTE Band 12 (Channel Bandwidth: 1.4MHz)	QPSK	26.17	dBm
		16QAM	25.64	dBm
	LTE Band 12 (Channel Bandwidth: 3MHz)	QPSK	26.24	dBm
		16QAM	25.44	dBm
	LTE Band 12 (Channel Bandwidth: 5MHz)	QPSK	26.43	dBm
		16QAM	25.57	dBm
	LTE Band 12 (Channel Bandwidth: 10MHz)	QPSK	26.34	dBm
		16QAM	25.48	dBm
	LTE Band 13 (Channel Bandwidth: 5MHz)	QPSK	26.87	dBm
		16QAM	25.39	dBm
	LTE Band 13 (Channel Bandwidth: 10MHz)	QPSK	26.82	dBm
		16QAM	25.59	dBm
	LTE Band 17 (Channel Bandwidth: 5MHz)	QPSK	26.51	dBm
		16QAM	25.45	dBm
	LTE Band 17 (Channel Bandwidth: 10MHz)	QPSK	26.62	dBm
		16QAM	25.70	dBm
	LTE Band 41 (Channel Bandwidth: 5MHz)	QPSK	26.79	dBm
		16QAM	25.61	dBm
	LTE Band 41 (Channel Bandwidth: 10MHz)	QPSK	26.86	dBm
		16QAM	26.79	dBm
	LTE Band 41 (Channel Bandwidth: 15MHz)	QPSK	26.71	dBm
		16QAM	26.13	dBm
	LTE Band 41 (Channel Bandwidth: 20MHz)	QPSK	27.00	dBm
		16QAM	26.28	dBm
	LTE Band 71 (Channel Bandwidth: 5MHz)	QPSK	23.12	dBm
		16QAM	21.84	dBm
	LTE Band 71 (Channel Bandwidth: 10MHz)	QPSK	23.32	dBm
		16QAM	22.59	dBm
	LTE Band 71 (Channel Bandwidth: 15MHz)	QPSK	23.24	dBm
		16QAM	22.63	dBm
LTE Band 71 (Channel Bandwidth: 20MHz)	QPSK	23.29	dBm	
	16QAM	22.49	dBm	

**Note:**

1. For a more detailed features description, please refer to the manufacturer's specifications or the user's manual.

## 2.2 DESCRIPTION OF TEST MODES AND TEST CONDITION

Following channel(s) was (were) selected for the final test as listed below:

WCDMA MODE			
Test Item	Available Channel	Tested Channel	Mode
Output Power & EIRP	1312 to 1513	1312, 1413, 1513	WCDMA
Occupied Bandwidth	1312 to 1513	1312, 1413, 1513	WCDMA
Conducted Spurious Emissions	1312 to 1513	1413	WCDMA
Radiated Spurious Emissions	1312 to 1513	1413	WCDMA
Band Edge	1312 to 1513	1312, 1513	WCDMA
Peak to Average Ratio	1312 to 1513	1312, 1413, 1513	WCDMA
Frequency Stability	1312 to 1513	1413	WCDMA

LTE BAND 4 MODE					
Test Item	Available Channel	Tested Channel	Channel Bandwidth	Modulation	Mode
Output Power & EIRP	19957 to 20393	19957, 20175, 20393	1.4MHz	QPSK, 16QAM	1RB/3RB/6RB
	19965 to 20385	19965, 20175, 20385	3MHz	QPSK, 16QAM	1RB/8RB/15RB
	19975 to 20375	19975, 20175, 20375	5MHz	QPSK, 16QAM	1RB/12RB/25RB
	20000 to 20350	20000, 20175, 20350	10MHz	QPSK, 16QAM	1RB/25RB/50RB
	20025 to 20325	20025, 20175, 20325	15MHz	QPSK, 16QAM	1RB/36RB/75RB
	20050 to 20300	20050, 20175, 20300	20MHz	QPSK, 16QAM	1RB/50RB/100RB
Occupied Bandwidth	19957 to 20393	19957, 20175, 20393	1.4MHz	QPSK, 16QAM	6RB
	19965 to 20385	19965, 20175, 20385	3MHz	QPSK, 16QAM	15RB
	19975 to 20375	19975, 20175, 20375	5MHz	QPSK, 16QAM	25RB
	20000 to 20350	20000, 20175, 20350	10MHz	QPSK, 16QAM	50RB
	20025 to 20325	20025, 20175, 20325	15MHz	QPSK, 16QAM	75 RB
	20050 to 20300	20050, 20175, 20300	20MHz	QPSK, 16QAM	100RB
Conducted Spurious Emission	19957 to 20393	20175	1.4MHz	QPSK	1RB
	19975 to 20375	20175	5MHz	QPSK	1RB
	20050 to 20300	20175	20MHz	QPSK	1RB
Radiated Spurious Emission	19957 to 20393	20175	1.4MHz	QPSK	1RB
	19975 to 20375	20175	5MHz	QPSK	1RB
	20050 to 20300	20175	20MHz	QPSK	1RB

LTE BAND 4 MODE					
Test Item	Available Channel	Tested Channel	Channel Bandwidth	Modulation	Mode
Band Edge	19957 to 20393	19957	1.4MHz	QPSK	1RB/6RB
		20393	1.4MHz	QPSK	
	19965 to 20385	19965	3MHz	QPSK	1RB/15RB
		20385	3MHz	QPSK	
	19975 to 20375	19975	5MHz	QPSK	1RB/25RB
		20375	5MHz	QPSK	
	20000 to 20350	20000	10MHz	QPSK	1RB/50RB
		20350	10MHz	QPSK	
	20025 to 20325	20025	15MHz	QPSK	1RB/75RB
		20325	15MHz	QPSK	
	20050 to 20300	20050	20MHz	QPSK	1RB/100RB
		20300	20MHz	QPSK	
Peak To Average Ratio	19957 to 20393	19957, 20175, 20393	1.4MHz	QPSK, 16QAM	6RB
	19965 to 20385	19965, 20175, 20385	3MHz	QPSK, 16QAM	15RB
	19975 to 20375	19975, 20175, 20375	5MHz	QPSK, 16QAM	25RB
	20000 to 20350	20000, 20175, 20350	10MHz	QPSK, 16QAM	50RB
	20025 to 20325	20025, 20175, 20325	15MHz	QPSK, 16QAM	75 RB
	20050 to 20300	20050, 20175, 20300	20MHz	QPSK, 16QAM	100RB
Frequency Stability	19957 to 20393	20175	1.4MHz	QPSK	1RB
	19965 to 20385	20175	3MHz	QPSK	1RB
	19975 to 20375	20175	5MHz	QPSK	1RB
	20000 to 20350	20175	10MHz	QPSK	1RB
	20025 to 20325	20175	15MHz	QPSK	1RB
	20050 to 20300	20175	20MHz	QPSK	1RB

LTE BAND 7 MODE					
Test Item	Available Channel	Tested Channel	Channel Bandwidth	Modulation	Mode
Output Power & EIRP	20775 to 21425	20775, 21100, 21425	5MHz	QPSK, 16QAM	1RB/12RB/25RB
	20800 to 21400	20800, 21100, 21400	10MHz	QPSK, 16QAM	1RB/25RB/50RB
	20825 to 21375	20825, 21100, 21375	15MHz	QPSK, 16QAM	1RB/36RB/75RB
	20850 to 21350	20850, 21100, 21350	20MHz	QPSK, 16QAM	1RB/50RB/100RB
Occupied Bandwidth	20775 to 21425	20775, 21100, 21425	5MHz	QPSK, 16QAM	25RB
	20800 to 21400	20800, 21100, 21400	10MHz	QPSK, 16QAM	50RB
	20825 to 21375	20825, 21100, 21375	15MHz	QPSK, 16QAM	75RB
	20850 to 21350	20850, 21100, 21350	20MHz	QPSK, 16QAM	100RB
Conducted Spurious Emission	20775 to 21425	21100	5MHz	QPSK	1 RB
	20850 to 21350	21100	20MHz	QPSK	1 RB
Radiated Spurious Emission	20775 to 21425	21100	5MHz	QPSK	1 RB
	20850 to 21350	21100	20MHz	QPSK	1 RB
Band Edge	20775 to 21425	20775	5MHz	QPSK	1RB/25RB
		21425	5MHz	QPSK	
	20800 to 21400	20800	10MHz	QPSK	1RB/50RB
		21400	10MHz	QPSK	
	20825 to 21375	20825	15MHz	QPSK	1RB/75RB
		21375	15MHz	QPSK	
	20850 to 21350	20850	20MHz	QPSK	1RB/100RB
		21350	20MHz	QPSK	
Peak To Average Ratio	20775 to 21425	20775, 21100, 21425	5MHz	QPSK, 16QAM	25RB
	20800 to 21400	20800, 21100, 21400	10MHz	QPSK, 16QAM	50RB
	20825 to 21375	20825, 21100, 21375	15MHz	QPSK, 16QAM	75RB
	20850 to 21350	20850, 21100, 21350	20MHz	QPSK, 16QAM	100RB
Frequency Stability	20775 to 21425	21100	5MHz	QPSK	1RB
	20800 to 21400	21100	10MHz	QPSK	1RB
	20825 to 21375	21100	15MHz	QPSK	1RB
	20850 to 21350	21100	20MHz	QPSK	1RB

LTE BAND 12 MODE					
Test Item	Available Channel	Tested Channel	Channel	Modulation	Mode
Output Power & ERP	23017 to 23173	23017, 23095, 23173	1.4MHz	QPSK, 16QAM	1RB/3RB/6RB
	23025 to 23165	23025, 23095, 23165	3MHz	QPSK, 16QAM	1RB/8RB/15RB
	23035 to 23155	23035, 23095, 23155	5MHz	QPSK, 16QAM	1RB/12RB/25RB
	23060 to 23130	23060, 23095, 23130	10MHz	QPSK, 16QAM	1RB/25RB/50RB
Occupied Bandwidth	23017 to 23173	23017, 23095, 23173	1.4MHz	QPSK, 16QAM	6RB
	23025 to 23165	23025, 23095, 23165	3MHz	QPSK, 16QAM	15RB
	23035 to 23155	23035, 23095, 23155	5MHz	QPSK, 16QAM	25RB
	23060 to 23130	23060, 23095, 23130	10MHz	QPSK, 16QAM	50RB
Conducted Spurious Emission	23017 to 23173	23095	1.4MHz	QPSK	1 RB
	23035 to 23155	23095	5MHz	QPSK	1 RB
	23060 to 23130	23095	10MHz	QPSK	1 RB
Radiated Spurious Emission	23017 to 23173	23095	1.4MHz	QPSK	1 RB
	23035 to 23155	23095	5MHz	QPSK	1 RB
	23060 to 23130	23095	10MHz	QPSK	1 RB
Band Edge	23017 to 23173	23017	1.4MHz	QPSK	1RB/6RB
		23173	1.4MHz	QPSK	
	23025 to 23165	23025	3MHz	QPSK	1RB/15RB
		23165	3MHz	QPSK	
	23035 to 23155	23035	5MHz	QPSK	1RB/25RB
		23155	5MHz	QPSK	
	23060 to 23130	23060	10MHz	QPSK	1RB/50RB
		23130	10MHz	QPSK	
Peak to Average Ratio	23017 to 23173	23017, 23095, 23173	1.4MHz	QPSK, 16QAM	6RB
	23025 to 23165	23025, 23095, 23165	3MHz	QPSK, 16QAM	15RB
	23035 to 23155	23035, 23095, 23155	5MHz	QPSK, 16QAM	25RB
	23060 to 23130	23060, 23095, 23130	10MHz	QPSK, 16QAM	50RB
Frequency Stability	23017 to 23173	23095	1.4MHz	QPSK	1 RB
	23025 to 23165	23095	3MHz	QPSK	1 RB
	23035 to 23155	23095	5MHz	QPSK	1 RB
	23060 to 23130	23095	10MHz	QPSK	1 RB

LTE BAND 13 MODE					
Test Item	Available Channel	Tested Channel	Channel Bandwidth	Modulation	Mode
Output Power & ERP	23205 to 23255	23205, 23230, 23255	5MHz	QPSK, 16QAM	1RB/12RB/25RB
		23230	10MHz	QPSK, 16QAM	1RB/25RB/50RB
Occupied Bandwidth	23205 to 23255	23230	5MHz	QPSK, 16QAM	25RB
	23205 to 23255	23230	10MHz	QPSK, 16QAM	50RB
Conducted Spurious Emission	23205 to 23255	23230	5MHz	QPSK	1 RB
		23230	10MHz	QPSK	1 RB
Radiated Spurious Emission	23205 to 23255	23230	5MHz	QPSK	1 RB
	23205 to 23255	23230	10MHz	QPSK	1 RB
Band Edge	23205 to 23255	23205, 23255	5MHz	QPSK	1RB/25RB
	23205 to 23255	23230	10MHz	QPSK	1RB/50RB
Peak To Average Ratio	23205 to 23255	23205, 23230, 23255	5MHz	QPSK, 16QAM	25RB
	23205 to 23255	23230	10MHz	QPSK, 16QAM	50RB
Frequency Stability	23205 to 23255	23230	5MHz	QPSK	1RB
	23205 to 23255	23230	10MHz	QPSK	1RB

LTE BAND 17 MODE					
Test Item	Available Channel	Tested Channel	Channel Bandwidth	Modulation	Mode
Output Power & ERP	23755 to 23825	23755, 23790, 23825	5MHz	QPSK, 16QAM	1RB/12RB/25RB
		23790	10MHz	QPSK, 16QAM	1RB/25RB/50RB
Occupied Bandwidth	23755 to 23825	23790	5MHz	QPSK, 16QAM	25RB
	23755 to 23825	23790	10MHz	QPSK, 16QAM	50RB
Conducted Spurious Emission	23755 to 23825	23790	5MHz	QPSK	1 RB
		23790	10MHz	QPSK	1 RB
Radiated Spurious Emission	23755 to 23825	23790	5MHz	QPSK	1 RB
	23755 to 23825	23790	10MHz	QPSK	1 RB
Band Edge	23755 to 23825	23755, 23825	5MHz	QPSK	1RB/25RB
	23755 to 23825	23790	10MHz	QPSK	1RB/50RB
Peak To Average Ratio	23755 to 23825	23755, 23790, 23825	5MHz	QPSK, 16QAM	25RB
	23755 to 23825	23790	10MHz	QPSK, 16QAM	50RB
Frequency Stability	23755 to 23825	23790	5MHz	QPSK	1RB
	23755 to 23825	23790	10MHz	QPSK	1RB

LTE BAND 41 MODE					
Test Item	Available Channel	Tested Channel	Channel Bandwidth	Modulation	Mode
Output Power & EIRP	39675 to 41565	39675, 40620, 41565	5MHz	QPSK, 16QAM,	1RB/12RB/25RB
	39700 to 41540	39700, 40620, 41540	10MHz	QPSK, 16QAM,	1RB/25RB/50RB
	39725 to 41515	39725, 40620, 41545	15MHz	QPSK, 16QAM,	1RB/36RB/75RB
	39750 to 41490	39750, 40620, 41490	20MHz	QPSK, 16QAM,	1RB/50RB/100RB
Occupied Bandwidth	39675 to 41565	39675, 40620, 41565	5MHz	QPSK, 16QAM,	25RB
	39700 to 41540	39700, 40620, 41540	10MHz	QPSK, 16QAM,	50RB
	39725 to 41515	39725, 40620, 41545	15MHz	QPSK, 16QAM,	75RB
	39750 to 41490	39750, 40620, 41490	20MHz	QPSK, 16QAM,	100RB
Conducted Spurious Emissions	39675 to 41565	40620	5MHz	QPSK	1RB
	39750 to 41490	40620	20MHz	QPSK	1RB
Radiated Spurious Emissions	39675 to 41565	40620	5MHz	QPSK	1RB
	39750 to 41490	40620	20MHz	QPSK	1RB
Band Edge	39675 to 41565	39675, 41565	5MHz	QPSK	1RB/25RB
	39700 to 41540	39700, 41540	10MHz	QPSK	1RB/50RB
	39725 to 41515	39725, 41545	15MHz	QPSK	1RB/75RB
	39750 to 41490	39750, 41490	20MHz	QPSK	1RB/100RB
Peak to Average Ratio	39675 to 41565	39675, 40620, 41565	5MHz	QPSK, 16QAM,	1RB
	39700 to 41540	39700, 40620, 41540	10MHz	QPSK, 16QAM,	1RB
	39725 to 41515	39725, 40620, 41545	15MHz	QPSK, 16QAM,	1RB
	39750 to 41490	39750, 40620, 41490	20MHz	QPSK, 16QAM,	1RB
Frequency Stability	39675 to 41565	40620	5MHz	QPSK	1RB
	39700 to 41540	40620	10MHz	QPSK	1RB
	39725 to 41515	40620	15MHz	QPSK	1RB
	39750 to 41490	40620	20MHz	QPSK	1RB



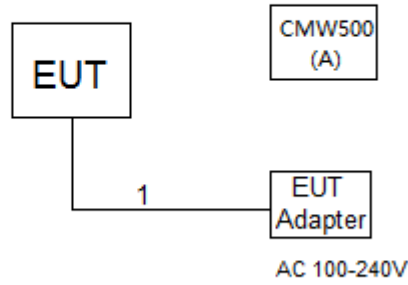
LTE BAND 66 MODE					
Test Item	Available Channel	Tested Channel	Channel Bandwidth	Modulation	Mode
Output Power & EIRP	131979 to 132665	131979, 132322, 132665	1.4MHz	QPSK, 16QAM	1RB/3RB/6RB
	131987 to 132657	131987, 132322, 132657	3MHz	QPSK, 16QAM	1RB/8RB/15RB
	131997 to 132647	131997, 132322, 132647	5MHz	QPSK, 16QAM	1RB/12RB/25RB
	132022 to 132622	132022, 132322, 132622	10MHz	QPSK, 16QAM	1RB/25RB/50RB
	132047 to 132597	132047, 132322, 132597	15MHz	QPSK, 16QAM	1RB/36RB/75RB
	132072 to 132572	132072, 132322, 132572	20MHz	QPSK, 16QAM	1RB/50RB/100RB
Occupied Bandwidth	131979 to 132665	131979, 132322, 132665	1.4MHz	QPSK, 16QAM	6RB
	131987 to 132657	131987, 132322, 132657	3MHz	QPSK, 16QAM	15RB
	131997 to 132647	131997, 132322, 132647	5MHz	QPSK, 16QAM	25RB
	132022 to 132622	132022, 132322, 132622	10MHz	QPSK, 16QAM	50RB
	132047 to 132597	132047, 132322, 132597	15MHz	QPSK, 16QAM	75 RB
	132072 to 132572	132072, 132322, 132572	20MHz	QPSK, 16QAM	100RB
Conducted Spurious Emission	131979 to 132665	132322	1.4MHz	QPSK	1RB
	131997 to 132647	132322	5MHz	QPSK	1RB
	132072 to 132572	132322	20MHz	QPSK	1RB
Radiated Spurious Emission	131979 to 132665	132322	1.4MHz	QPSK	1RB
	131997 to 132647	132322	5MHz	QPSK	1RB
	132072 to 132572	132322	20MHz	QPSK	1RB

LTE BAND 66 MODE						
Test Item	Available Channel	Tested Channel	Channel Bandwidth	Modulation	Mode	
Band Edge	131979 to 132665	131979	1.4MHz	QPSK	1RB/6RB	
		132665	1.4MHz	QPSK		
	131987 to 132657	131987	3MHz	QPSK	1RB/15RB	
		132657	3MHz	QPSK		
	131997 to 132647	131997	5MHz	QPSK	1RB/25RB	
		132647	5MHz	QPSK		
	132022 to 132622	132022	10MHz	QPSK	1RB/50RB	
		132622	10MHz	QPSK		
	132047 to 132597	132047	15MHz	QPSK	1RB/75RB	
		132597	15MHz	QPSK		
	132072 to 132572	132072	20MHz	QPSK	1RB/100RB	
		132572	20MHz	QPSK		
	Peak To Average Ratio	131979 to 132665	131979, 132322, 132665	1.4MHz	QPSK, 16QAM	1RB
		131987 to 132657	131987, 132322, 132657	3MHz	QPSK, 16QAM	1RB
131997 to 132647		131997, 132322, 132647	5MHz	QPSK, 16QAM	1RB	
132022 to 132622		132022, 132322, 132622	10MHz	QPSK, 16QAM	1RB	
132047 to 132597		132047, 132322, 132597	15MHz	QPSK, 16QAM	1RB	
132072 to 132572		132072, 132322, 132572	20MHz	QPSK, 16QAM	1RB	
Frequency Stability	131979 to 132665	132322	1.4MHz	QPSK	1RB	
	131987 to 132657	132322	3MHz	QPSK	1RB	
	131997 to 132647	132322	5MHz	QPSK	1RB	
	132022 to 132622	132322	10MHz	QPSK	1RB	
	132047 to 132597	132322	15MHz	QPSK	1RB	
	132072 to 132572	132322	20MHz	QPSK	1RB	

LTE BAND 71 MODE					
Test Item	Available Channel	Tested Channel	Channel Bandwidth	Modulation	Mode
Output Power & ERP	133147 to 133447	133147, 133297, 133447	5MHz	QPSK, 16QAM,	1RB/12RB/25RB
	133172 to 133422	133172, 133297, 133422	10MHz	QPSK, 16QAM,	1RB/25RB/50RB
	133197 to 133397	133197, 133297, 133397	15MHz	QPSK, 16QAM,	1RB/36RB/75RB
	133222 to 133372	133222, 133322, 133372	20MHz	QPSK, 16QAM,	1RB/50RB/100RB
Occupied Bandwidth	133147 to 133447	133147, 133297, 133447	5MHz	QPSK, 16QAM,	25RB
	133172 to 133422	133172, 133297, 133422	10MHz	QPSK, 16QAM,	50RB
	133197 to 133397	133197, 133297, 133397	15MHz	QPSK, 16QAM,	75RB
	133222 to 133372	133222, 133322, 133372	20MHz	QPSK, 16QAM,	100RB
Conducted Spurious Emissions	133147 to 133447	133297	5MHz	QPSK	1RB
	133222 to 133372	133322	20MHz	QPSK	1RB
Radiated Spurious Emissions	133147 to 133447	133297	5MHz	QPSK	1RB
	133222 to 133372	133322	20MHz	QPSK	1RB
Band Edge	133147 to 133447	133147, 133297, 133447	5MHz	QPSK	1RB/25RB
	133172 to 133422	133172, 133297, 133422	10MHz	QPSK	1RB/50RB
	133197 to 133397	133197, 133297, 133397	15MHz	QPSK	1RB/75RB
	133222 to 133372	133222, 133322, 133372	20MHz	QPSK	1RB/100RB
Peak to Average Ratio	133147 to 133447	133147, 133297, 133447	5MHz	QPSK, 16QAM,	1RB
	133172 to 133422	133172, 133297, 133422	10MHz	QPSK, 16QAM,	1RB
	133197 to 133397	133197, 133297, 133397	15MHz	QPSK, 16QAM,	1RB
	133222 to 133372	133222, 133322, 133372	20MHz	QPSK, 16QAM,	1RB
Frequency Stability	133147 to 133447	133297	5MHz	QPSK	1RB
	133172 to 133422	133322	10MHz	QPSK	1RB
	133197 to 133397	133297	15MHz	QPSK	1RB
	133222 to 133372	133322	20MHz	QPSK	1RB

Note: The low frequency, which started from 9 kHz to 30MHz, was pre-scanned and the result which was 20dB lower than the limit line was not reported.

**2.3 BLOCK DIGRAM SHOWING THE CONFIGURATION OF SYSTEM TESTED**



**2.4 DESCRIPTION OF SUPPORT UNITS**

The EUT has been tested as an independent unit together with other necessary accessories or support units. The following support units or accessories were used to form a representative test configuration during the tests.

Item	Equipment	Mfr/Brand	Model/Type No.	Series No.
1	CMW500	N/A	N/A	131463

Item	Cable Type	Shielded Type	Ferrite Core	Length
1	DC Cable	N/A	N/A	1.5m

### 3. TEST RESULT

#### 3.1 OUTPUT POWER MEASUREMENT

##### 3.1.1 LIMIT

Mobile / Portable station are limited to 1 watts e.i.r.p. (LTE Band 4 & LTE Band 66)

Mobile / Portable station are limited to 2 watts e.i.r.p. (LTE Band 7 & LTE Band 41)

Mobile / Portable station are limited to 3 watts e.r.p. (LTE Band 12, LTE Band 13, LTE Band 17 & LTE Band 71.)

##### 3.1.2 TEST PROCEDURE

The testing follows FCC KDB 971168 v03r01 Section 5.

##### EIRP/ERP:

EIRP= Conducted Power +Antenan gain

ERP power=EIPR power-2.15dBi.

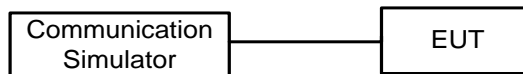
##### Output Power:

The EUT was set up for the maximum power with LTE link data modulation and link up with simulator.

Set the EUT to transmit under low, middle and high channel and record the power level shown on simulator.

##### 3.1.3 TEST SETUP LAYOUT

Conducted Power Measurement



##### 3.1.4 TEST DEVIATION

No deviation

##### 3.1.5 TEST RESULTS

Please refer to the Appendix A.

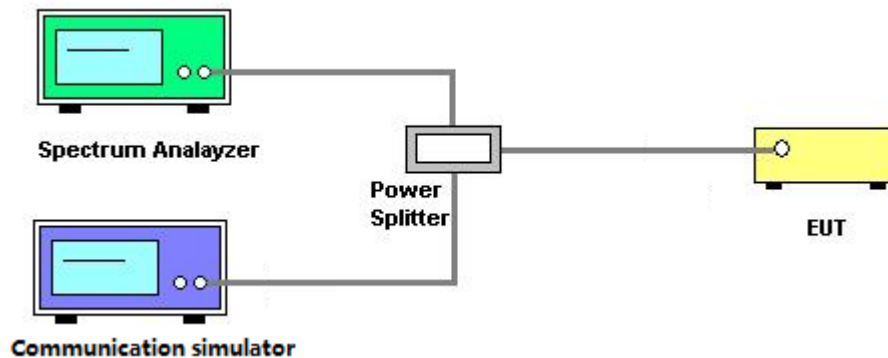
## 3.2 OCCUPIED BANDWIDTH MEASUREMENT

### 3.2.1 TEST PROCEDURE

The testing follows FCC KDB 971168 v03r01 Section 4.

The EUT makes a call to the communication simulator. All measurements were done at low, middle and high operational frequency range. The communication simulator station system controlled a EUT to export maximum output power under transmission mode and specific channel frequency. Use OBW measurement function of Spectrum analyzer to measure 99 % occupied bandwidth and 26dB bandwidth.

### 3.2.2 TEST SETUP LAYOUT



### 3.2.3 TEST DEVIATION

No deviation

### 3.2.4 TEST RESULTS

Please refer to the Appendix B.

### 3.3 CONDUCTED EMISSIONS MEASUREMENT

#### 3.3.1 LIMIT

The power of any emission outside of the authorized operating frequency ranges must be attenuated below the transmitting power (P) by a factor of at least  $43 + 10 \log(P)$  dB. The emission limit equal to -13dBm.

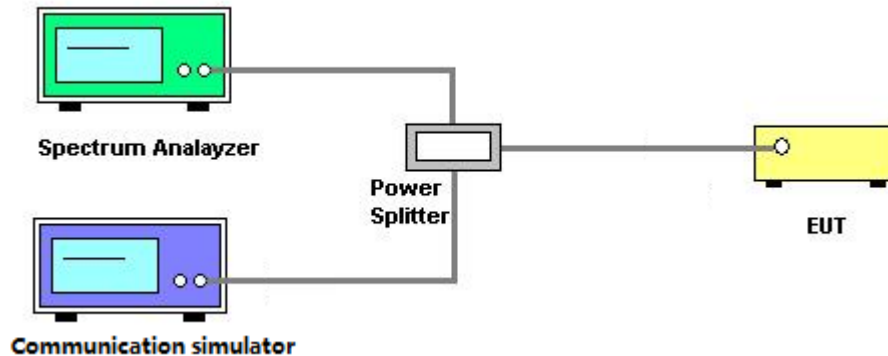
( LTE Band 4, Band 12, Band 13, Band 17, Band 66, Band 71.)

The power of any emission outside of the authorized operating frequency ranges must be attenuated below the transmitting power (P) by a factor of at least  $55 + 10 \log(P)$  dB. The emission limit equal to -25dBm. (LTE Band 7, Band 41)

#### 3.3.2 TEST PROCEDURES

1. The testing follows FCC KDB 971168 v03r01 Section 6.0.
2. The EUT was connected to spectrum analyzer and system simulator via a power divider.
3. The band edges of low and high channels for the highest RF powers were measured. Set  $RBW \geq 1\%$  EBW in the 1MHz band immediately outside and adjacent to the band edge.
4. Set spectrum analyzer with RMS detector.
5. The RF fundamental frequency should be excluded against the limit line in the operating frequency band.

#### 3.3.3 TEST SETUP LAYOUT



#### 3.3.4 TEST DEVIATION

No deviation

#### 3.3.5 TEST RESULTS

Please refer to the Appendix C.

### 3.4 RADIATED EMISSIONS MEASUREMENT

#### 3.4.1 LIMIT

The power of any emission outside of the authorized operating frequency ranges must be attenuated below the transmitting power (P) by a factor of at least  $43 + 10 \log(P)$  dB. The emission limit equal to -13dBm.

( LTE Band 4, Band 12, Band 17, Band 66, Band 71.)

The power of any emission outside of the authorized operating frequency ranges must be attenuated below the transmitting power (P) by a factor of at least  $55 + 10 \log(P)$  dB. The emission limit equal to -25dBm. (LTE Band 7, Band 41 )

The power of any emission outside of the authorized operating frequency ranges must be attenuated below the transmitter power (P) by a factor of at least  $43 + 10 \log (P)$  dB. For operations in the 746-758 MHz, 775-788 MHz, and 805-806 MHz bands, emissions in the band 1559-1610MHz shall be limited to  $-70$  dBW/MHz equivalent isotropically radiated power (EIRP) for wideband signals, and  $-80$  dBW EIRP for discrete emissions of less than 700 Hz bandwidth.

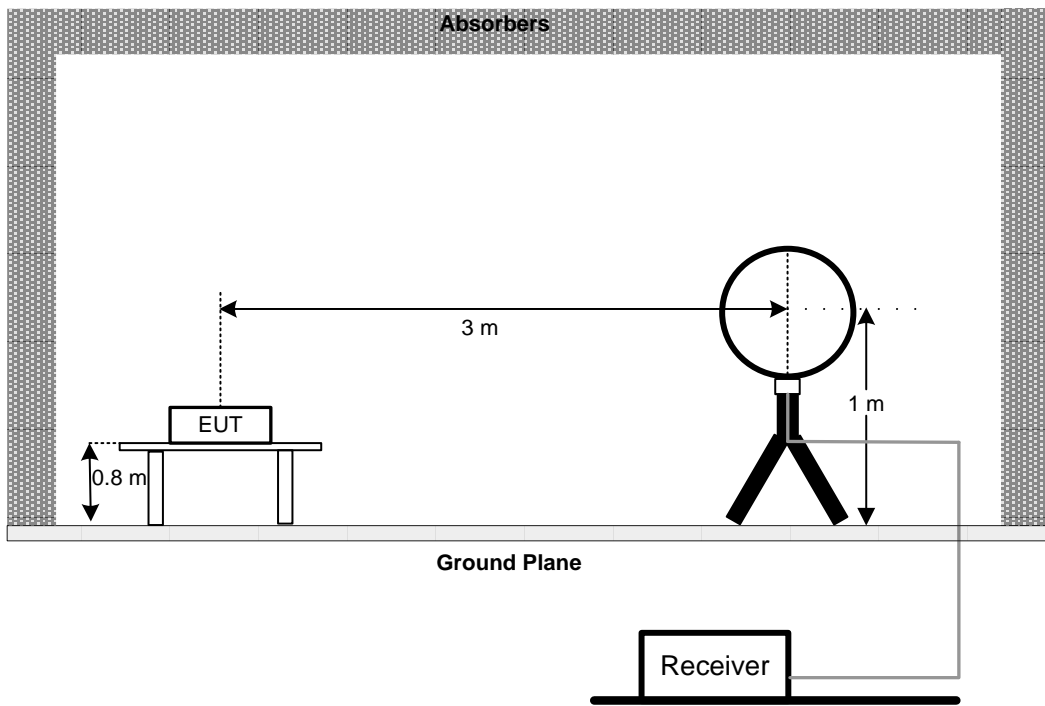
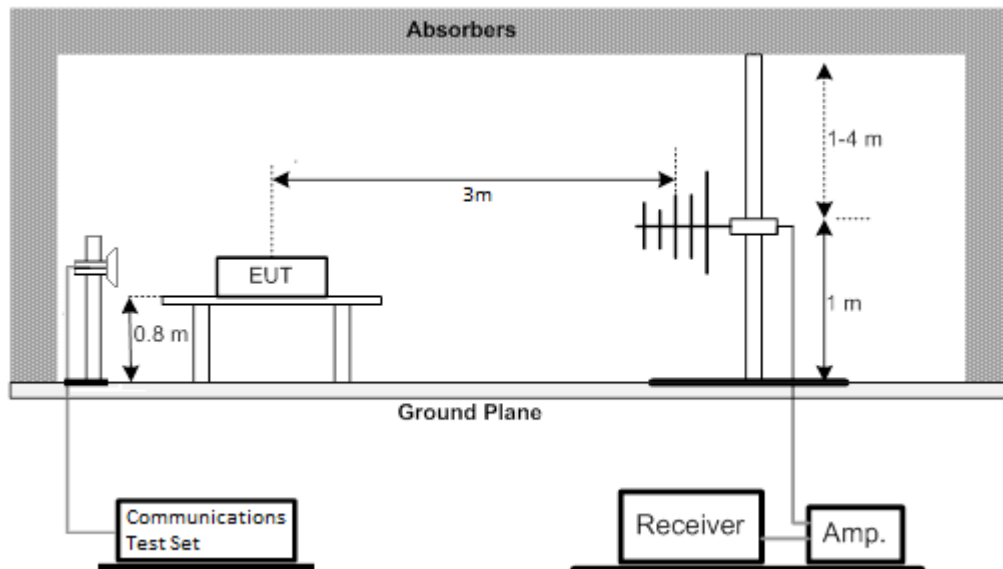
(LTE Band 13).

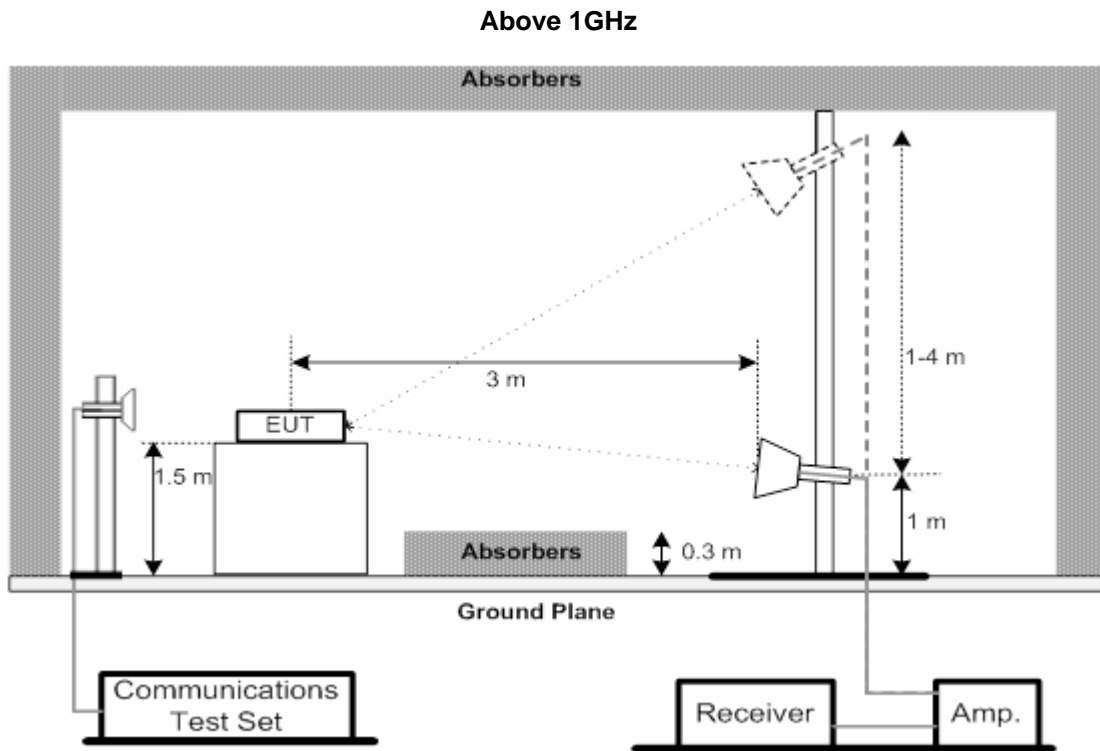
#### 3.4.2 TEST PROCEDURES

The testing follows FCC KDB 971168 v03r01 Section 6.2.

1. In the semi-anechoic chamber, EUT placed on the 0.8m height of Turn Table, rotated the table around 360 degrees to search the maximum radiation power and receiver antenna shall be rotated vertical and horizontal polarization and moved height from 1m to 4m to find the maximum polar radiated power. The "Read Value" is the spectrum reading the maximum power value.
2. The substitution horn antenna is substituted for EUT at the same position and signals generator export the CW signal to the substitution antenna via a TX cable. Rotated the Turn Table and moved receiving antenna to find the maximum radiation power. Adjust output power level of S.G to get a Value of spectrum reading equal to "Read Value" of step a. Record the power level of S.G
3.  $EIRP = \text{Output power level of S.G} - \text{TX cable loss} + \text{Antenna gain of substitution horn.}$
4.  $E.R.P$  power can be calculated form  $E.I.R.P$  power by subtracting the gain of dipole,  $E.R.P$  power =  $E.I.P.R$  power - 2.15dBi.
5. The resolution bandwidth and video bandwidth of test receiver/spectrum analyzer is 1MHz/3MHz.



**3.4.3 TEST SETUP LAYOUT****Below 30MHz****30MHz to 1GHz**



#### 3.4.4 TEST RESULTS (9KHZ TO 30MHZ)

Please refer to the APPENDIX D.

#### 3.4.5 TEST RESULTS (30MHZ TO 1000MHZ)

Please refer to the APPENDIX E.

#### 3.4.6 TEST RESULTS (ABOVE 1000MHZ)

Please refer to the APPENDIX F.

### 3.5 BAND EDGE MEASUREMENT

#### 3.5.1 LIMIT

The power of any emission outside a licensee's frequency band(s) of operation shall be attenuated below the transmitter power (P) within the licensed band(s) of operation, measured in watts, by at least  $43 + 10 \log (P)$  dB. Compliance with this provision is based on the use of measurement instrumentation employing a resolution bandwidth of 100 kilohertz or greater. However, in the 100 kilohertz bands immediately outside and adjacent to a licensee's frequency block, a resolution bandwidth of at least 30 kHz may be employed. (LTE Band 4, Band 12, Band 17, Band 66, Band 71.)

For mobile digital stations, the attenuation factor shall be not less than  $40 + 10 \log (P)$  dB on all frequencies between the channel edge and 5 megahertz from the channel edge,  $43 + 10 \log (P)$  dB on all frequencies between 5 megahertz and X megahertz from the channel edge, and  $55 + 10 \log (P)$  dB on all frequencies more than X megahertz from the channel edge, where X is the greater of 6 megahertz or the actual emission bandwidth as defined in paragraph (m)(6) of this section. In addition, the attenuation factor shall not be less than  $43 + 10 \log (P)$  dB on all frequencies between 2490.5 MHz and 2496 MHz and  $55 + 10 \log (P)$  dB at or below 2490.5 MHz. Mobile Satellite Service licensees operating on frequencies below 2495 MHz may also submit a documented interference complaint against BRS licensees operating on channel BRS Channel 1 on the same terms and conditions as adjacent channel BRS or EBS licensees. (LTE Band 7, Band 41)

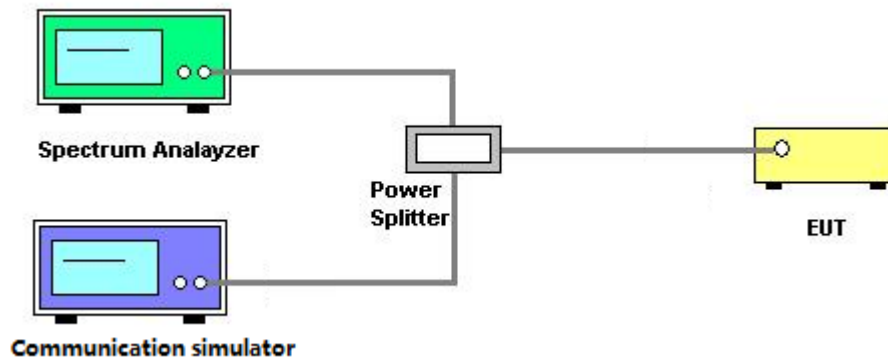
For operations in the 776-788 MHz band, the FCC limit is  $43 + 10 \log_{10}(P[\text{Watts}])$  dB below the transmitter power P(Watts) in a 100 kHz bandwidth. However, in the 100 kHz bands immediately outside and adjacent to the frequency block, a resolution bandwidth of at least 30 kHz may be employed. In addition, the power of any unwanted emissions in any 6.25 kHz bandwidth for all frequencies between 763-775 MHz and 793-806 MHz shall be attenuated below the transmitter power, P (dBW), by at least  $65 + 10 \log_{10} p$  (watts), dB, for mobile and portable equipment. (LTE Band 13)

#### 3.5.2 TEST PROCEDURES

The testing follows FCC KDB 971168 v03r01 Section 6.

1. All measurements were done at low and high operational frequency range.
2. The center frequency of spectrum is the band edge frequency and span is 2MHz. RB of the spectrum is 15kHz and VB of the spectrum is 43kHz (LTE Bandwidth 1.4MHz).
3. The center frequency of spectrum is the band edge frequency and span is 2MHz. RB of the spectrum is 30kHz and VB of the spectrum is 91kHz (LTE Bandwidth 3MHz).
4. The center frequency of spectrum is the band edge frequency and span is 2MHz. RB of the spectrum is 51kHz and VB of the spectrum is 150kHz (LTE Bandwidth 5MHz).
5. The center frequency of spectrum is the band edge frequency and span is 2MHz. RB of the spectrum is 100kHz and VB of the spectrum is 300kHz (LTE Bandwidth 10MHz).
6. The center frequency of spectrum is the band edge frequency and span is 2MHz. RB of the spectrum is 150kHz and VB of the spectrum is 470kHz (LTE Bandwidth 15MHz).
7. The center frequency of spectrum is the band edge frequency and span is 2MHz. RB of the spectrum is 200kHz and VB of the spectrum is 620kHz (LTE Bandwidth 20MHz).
8. Record the max trace plot into the test report.

### 3.5.3 TEST SETUP LAYOUT



### 3.5.4 TEST DEVIATION

No deviation

### 3.5.5 TEST RESULTS

Please refer to the Appendix G.

### 3.6 PEAK TO AVERAGE RATIO MEASUREMENT

#### 3.6.1 LIMIT

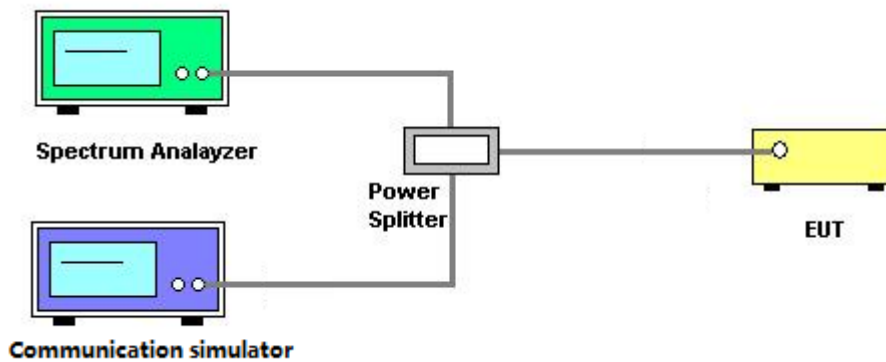
In measuring transmissions in this band using an average power technique, the peak to-average ratio (PAR) of the transmission may not exceed 13 dB.

#### 3.6.2 TEST PROCEDURES

The testing follows FCC KDB 971168 v03r01 Section 5.7.

1. Set resolution/measurement bandwidth  $\geq$  signal's occupied bandwidth;
2. Set the number of counts to a value that stabilizes the measured CCDF curve;
3. Record the maximum PAPR level associated with a probability of 0.1%.

#### 3.6.3 TEST SETUP LAYOUT



#### 3.6.4 TEST DEVIATION

No deviation

#### 3.6.5 TEST RESULTS

Please refer to the Appendix H.

### 3.7 FREQUENCY STABILITY MEASUREMENT

#### 3.7.1 LIMIT

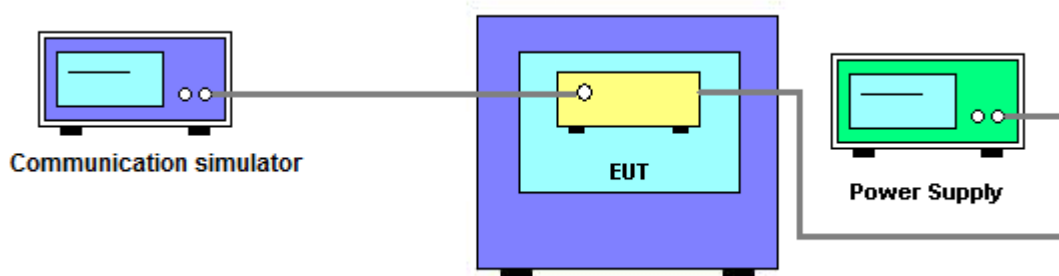
$\pm 1.5$  ppm is for base and fixed station.  $\pm 2.5$  ppm is for mobile station.

#### 3.7.2 TEST PROCEDURES

The testing follows FCC KDB 971168 v03r01 Section 9.

1. Device is placed at the oven room. The oven room could control the temperatures and humidity. Power warm up is at least 15 min and power applied should perform before recording frequency error.
2. EUT is connected the external power supply to control the DC input power. The test voltage range is from minimum to maximum working voltage. Each step shall be record the frequency error rate.
3. The temperature range step is 10 degrees in this test items. All temperature levels shall be hold the  $\pm 0.5^\circ\text{C}$  during the measurement testing. The each temperature step shall be at least 0.5 hours, consider the EUT could be test under the stability condition.
4. The frequency error was recorded frequency error from the communication simulator.

#### 3.7.3 TEST SETUP LAYOUT



#### 3.7.4 TEST DEVIATION

No deviation

#### 3.7.5 TEST RESULTS

Please refer to the Appendix I.

#### 4. LIST OF MEASUREMENT EQUIPMENTS

Radiated Emission Measurement(30M-1G)					
Item	Kind of Equipment	Manufacturer	Type No.	Serial No.	Calibrated until
1	TRILOG Broadband Antenna	Schwarzbeck	VULB 9168	719	Apr. 02, 2021
2	Pre-Amplifier	emci	EMC9135	980400	Mar. 21, 2021
3	MXE EMI Receiver	Keysight	N9038A	MY57150106	Mar. 21, 2021
4	Test Cable	emci	EMC104-SM-SM-7000	170330	Apr. 13, 2021
5	Test Cable	emci	EMC104-SM-SM-1000	170331	Apr. 13, 2021
6	Test Cable	emci	EMC104-SM-NM-3500	170621	Apr. 13, 2021
7	Measurement Software	Farad	EZ-EMC Ver.NB-03A1-01	N/A	Apr. 13, 2021
8	Wideband Radio Communication Test	R&S	CMW500	131463	Sep. 01, 2020

Radiated Emission Measurement(1G-18G)					
Item	Kind of Equipment	Manufacturer	Type No.	Serial No.	Calibrated until
1	Pre-Amplifier	emci	EMC184045SE	980409	Apr. 02, 2021
2	Pre-Amplifier	emci	EMC012680SE	980421	May. 11, 2021
3	Pre-Amplifier	emci	EMC9135	980400	Mar. 21, 2021
4	Double Ridged Broadband Horn Antenna	Schwarzbeck	BBHA 9120D	9120D-1787	Apr. 13, 2021
5	Double-Ridged Waveguide Horn Antenna	ETS-Lindgren	3116C	00203919	Apr. 13, 2021
6	TRILOG Broadband Antenna	Schwarzbeck	VULB 9168	719	Apr. 13, 2021
7	Cable	N/A	EMC102-SM-SM-6000	170336	N/A
8	Wideband Radio Communication Test	R&S	CMW500	131463	Sep. 01, 2020

Conducted Emission & Band Edge & Occupied Bandwidth Measurement					
Item	Kind of Equipment	Manufacturer	Type No.	Serial No.	Calibrated until
1	8960 SERIES 10 WIRELESS COMMUNICATIONS TEST SET	Agilent	E5515C	GB45070942	Sep. 01, 2020
2	Spectrum Analyzer	R&S	FSP40	100626	May. 06, 2021
3	EXA Spectrum Analyzer	Keysight	N9010A	MY56480579	Mar. 21, 2021
4	Power Divider	JUK	PD-2SF-2060	N/A	N/A

Frequency Stability Measurement					
Item	Kind of Equipment	Manufacturer	Type No.	Serial No.	Calibrated until
1	8960 SERIES 10 WIRELESS COMMUNICATIONS TEST SET	Agilent	E5515C	GB45070942	Sep. 01, 2020
2	Spectrum Analyzer	R&S	FSP40	100626	May. 06, 2021
3	EXA Spectrum Analyzer	Keysight	N9010A	MY56480579	Mar. 21, 2021
4	Power Divider	JUK	PD-2SF-2060	N/A	N/A
5	Temperature And Humidity Box	Blue pand	BPHS-120B	170616454	Sep. 01, 2020

Remark: "N/A" denotes no model name, serial no. or calibration specified.

All calibration period of equipment list is one year.



## APPENDIX A - OUTPUT POWER

**Output Power (dBm):**

Modulation	Band	WCDMA Band IV		
	Tx Channel	1312CH	1413CH	1513CH
	Frequency	1712.4MHz	1732.6MHz	1752.6MHz
QPSK	RMC 12.2K	22.53	22.75	22.69
	RMC 64K	22.55	22.64	22.76
	RMC 144K	22.62	22.68	22.74
	RMC 384K	22.66	22.79	22.78

LTE Band / BW	Modulation	RB Size	RB Offset	Low CH	Mid CH	High CH
				19957CH	20175CH	20393CH
				1710.7MHz	1732.5MHz	1754.3MHz
4 / 1.4M	QPSK	1	0	23.42	23.48	23.33
		1	2	23.44	23.57	23.52
		1	5	23.24	23.47	23.33
		3	0	23.21	23.40	23.38
		3	1	23.24	23.53	23.49
		3	2	23.25	23.49	23.41
	16QAM	6	0	22.14	22.55	22.30
		1	0	22.08	22.41	21.98
		1	2	22.19	22.51	21.92
		1	5	22.12	22.28	21.96
		3	0	21.95	22.34	21.68
		3	1	22.37	22.37	22.21
		3	2	22.30	22.31	22.27
		6	0	21.23	21.36	20.99

LTE Band / BW	Modulation	RB Size	RB Offset	Low CH	Mid CH	High CH
				19965CH	20175CH	20385CH
				1711.5MHz	1732.5MHz	1753.5MHz
4 / 3M	QPSK	1	0	23.30	23.51	23.23
		1	7	23.41	23.58	23.44
		1	14	23.41	23.49	23.43
		8	0	22.18	22.37	22.21
		8	4	22.08	22.36	22.21
		8	7	22.05	22.37	22.18
		15	0	22.08	22.43	22.12
	16QAM	1	0	22.20	22.76	22.19
		1	7	22.21	22.79	22.17
		1	14	22.27	22.66	22.35
		8	0	21.30	21.46	21.07
		8	4	21.21	21.64	20.90
		8	7	21.30	21.55	20.96
		15	0	21.23	21.41	21.09

LTE Band / BW	Modulation	RB Size	RB Offset	Low CH	Mid CH	High CH
				19975CH	20175CH	20375CH
				1712.5MHz	1732.5MHz	1752.5MHz
4 / 5M	QPSK	1	0	23.15	23.26	23.26
		1	13	23.28	23.23	23.29
		1	24	23.19	23.21	23.40
		12	0	22.03	22.39	22.33
		12	6	22.18	22.45	22.37
		12	11	22.22	22.44	22.38
	16QAM	25	0	22.11	22.41	22.35
		1	0	21.52	21.86	22.08
		1	13	21.65	21.90	21.88
		1	24	21.58	21.79	22.12
		12	0	21.17	21.28	21.11
		12	6	21.22	21.23	21.18
		12	11	21.36	21.27	21.18
		25	0	21.39	21.34	21.37

LTE Band / BW	Modulation	RB Size	RB Offset	Low CH	Mid CH	High CH
				20000CH	20175CH	20350CH
				1715MHz	1732.5MHz	1750MHz
4 / 10M	QPSK	1	0	23.35	23.03	23.23
		1	25	23.61	23.74	23.52
		1	49	22.90	23.18	23.34
		25	0	22.12	22.33	22.16
		25	13	22.05	22.51	22.21
		25	25	21.99	22.38	22.24
		50	0	21.96	22.37	22.21
	16QAM	1	0	22.16	22.49	22.07
		1	25	22.50	22.46	22.26
		1	49	21.75	22.08	22.35
		25	0	21.12	21.45	21.28
		25	13	20.96	21.53	21.58
		25	25	20.78	21.44	21.39
		50	0	20.93	21.47	21.20

LTE Band / BW	Modulation	RB Size	RB Offset	Low CH	Mid CH	High CH
				20025CH	20175CH	20325CH
				1717.5MHz	1732.5MHz	1747.5MHz
4 / 15M	QPSK	1	0	23.35	23.03	23.19
		1	38	22.99	23.52	23.24
		1	74	23.52	23.02	23.31
		36	0	21.91	22.18	21.90
		36	18	21.77	22.29	22.08
		36	39	21.80	22.31	22.16
		75	0	21.92	22.17	22.00
	16QAM	1	0	21.93	22.15	22.53
		1	38	22.40	22.69	22.96
		1	74	22.48	22.61	22.80
		36	0	21.04	21.36	20.91
		36	18	20.88	21.38	21.19
		36	39	20.90	21.27	21.17
		75	0	20.89	21.31	21.04

LTE Band / BW	Modulation	RB Size	RB Offset	Low CH	Mid CH	High CH
				20050CH	20175CH	20300CH
				1720MHz	1732.5MHz	1745MHz
4 / 20M	QPSK	1	0	22.97	23.07	23.03
		1	50	22.92	23.59	23.18
		1	99	22.84	22.92	22.99
		50	0	21.96	22.21	22.07
		50	25	21.93	22.42	22.04
		50	50	22.12	22.29	22.11
		100	0	22.02	22.35	22.12
	16QAM	1	0	21.59	22.00	22.09
		1	50	21.52	22.67	21.84
		1	99	21.75	21.92	22.20
		50	0	21.05	21.35	21.19
		50	25	20.98	21.47	21.06
		50	50	21.25	21.30	21.17
		100	0	21.10	21.32	21.15

LTE Band / BW	Modulation	RB Size	RB Offset	Low CH	Mid CH	High CH
				20775CH	21100CH	21425CH
				2502.5MHz	2535MHz	2567.5MHz
7 / 5M	QPSK	1	0	23.71	24.01	24.07
		1	13	23.57	24.36	24.29
		1	24	23.71	24.48	24.02
		12	0	22.84	23.13	22.99
		12	6	22.82	23.25	22.98
		12	11	22.86	23.18	22.96
		25	0	22.83	23.08	23.01
	16QAM	1	0	22.21	22.80	22.57
		1	13	22.47	23.08	22.90
		1	24	22.38	22.80	22.70
		12	0	21.89	22.22	21.95
		12	6	22.02	22.36	21.92
		12	11	21.91	22.44	22.07
		25	0	21.80	22.26	22.12

LTE Band / BW	Modulation	RB Size	RB Offset	Low CH	Mid CH	High CH
				20800CH	21100CH	21400CH
				2505MHz	2535MHz	2565MHz
7 / 10M	QPSK	1	0	24.01	24.22	24.04
		1	25	24.45	24.55	24.18
		1	49	24.02	24.48	24.11
		25	0	23.04	23.20	23.04
		25	13	23.04	23.31	23.11
		25	25	22.95	23.25	23.05
		50	0	22.94	23.21	23.03
	16QAM	1	0	22.94	23.63	23.20
		1	25	23.56	23.29	23.87
		1	49	23.17	22.92	22.92
		25	0	22.07	22.25	22.20
		25	13	22.22	22.38	22.20
		25	25	22.06	22.39	22.14
		50	0	21.95	22.07	22.06

LTE Band / BW	Modulation	RB Size	RB Offset	Low CH	Mid CH	High CH
				20825CH	21100CH	21375CH
				2507.5MHz	2535MHz	2562.5MHz
7 / 15M	QPSK	1	0	24.19	24.22	24.21
		1	38	24.30	24.36	24.08
		1	74	24.06	24.24	24.09
		36	0	23.00	23.20	23.26
		36	18	23.08	23.27	23.16
		36	39	23.05	23.33	23.12
		75	0	23.08	23.22	23.10
	16QAM	1	0	22.94	22.61	23.59
		1	38	23.32	22.84	23.76
		1	74	23.33	22.75	23.88
		36	0	22.01	22.28	22.19
		36	18	22.05	22.19	22.16
		36	39	22.05	22.25	22.09
		75	0	22.12	22.16	22.14

LTE Band / BW	Modulation	RB Size	RB Offset	Low CH	Mid CH	High CH
				20850CH	21100CH	21350CH
				2510MHz	2535MHz	2560MHz
7 / 20M	QPSK	1	0	23.83	24.06	24.18
		1	50	24.23	24.45	24.34
		1	99	23.85	24.18	24.13
		50	0	23.10	23.27	23.35
		50	25	23.10	23.40	23.31
		50	50	23.04	23.40	23.12
		100	0	23.15	23.26	23.24
	16QAM	1	0	22.59	23.05	22.89
		1	50	23.22	23.36	23.09
		1	99	22.75	22.93	22.53
		50	0	22.12	22.10	22.28
		50	25	22.16	22.37	22.22
		50	50	22.04	22.36	22.07
		100	0	22.10	22.12	22.17

LTE Band / BW	Modulation	RB Size	RB Offset	Low CH	Mid CH	High CH
				23017CH	23095CH	23173CH
				699.7MHz	707.5MHz	715.3MHz
12 / 1.4M	QPSK	1	0	24.15	23.65	24.15
		1	2	24.30	23.85	24.34
		1	5	24.37	23.80	24.35
		3	0	24.08	23.69	24.20
		3	1	24.14	23.80	24.25
		3	2	24.21	23.71	24.33
		6	0	23.18	22.75	23.53
	16QAM	1	0	23.41	23.06	23.65
		1	2	23.50	23.05	23.71
		1	5	23.61	23.00	23.84
		3	0	23.43	22.84	23.45
		3	1	23.50	22.97	23.43
		3	2	23.56	22.98	23.58
		6	0	22.59	21.97	22.33

LTE Band / BW	Modulation	RB Size	RB Offset	Low CH	Mid CH	High CH
				23025CH	23095CH	23165CH
				700.5MHz	707.5MHz	714.5MHz
12 / 3M	QPSK	1	0	24.14	23.78	24.44
		1	7	24.31	23.95	24.38
		1	14	24.22	23.84	24.43
		8	0	23.35	22.85	23.64
		8	4	23.40	22.73	23.56
		8	7	23.28	22.82	23.51
		15	0	23.29	22.77	23.59
	16QAM	1	0	23.10	23.24	23.49
		1	7	23.36	23.33	23.53
		1	14	23.31	23.32	23.64
		8	0	22.56	22.19	22.76
		8	4	22.60	22.26	22.35
		8	7	22.57	22.20	22.25
		15	0	22.44	22.27	22.44

LTE Band / BW	Modulation	RB Size	RB Offset	Low CH	Mid CH	High CH
				23035CH	23095CH	23155CH
				701.5MHz	707.5MHz	713.5MHz
12 / 5M	QPSK	1	0	24.24	23.73	24.37
		1	13	24.63	23.94	24.63
		1	24	24.15	23.85	24.26
		12	0	23.46	22.77	23.59
		12	6	23.44	22.79	23.66
		12	11	23.33	22.79	23.52
		25	0	23.42	22.78	23.52
	16QAM	1	0	23.19	23.25	23.39
		1	13	23.62	23.48	23.77
		1	24	23.28	23.38	23.42
		12	0	22.61	22.10	22.41
		12	6	22.57	22.14	22.49
		12	11	22.50	22.13	22.47
		25	0	22.60	22.15	22.40

LTE Band / BW	Modulation	RB Size	RB Offset	Low CH	Mid CH	High CH
				23060CH	23095CH	23130CH
				704MHz	707.5MHz	711MHz
12 / 10M	QPSK	1	0	23.44	23.55	23.02
		1	25	24.13	23.97	24.54
		1	49	23.11	23.58	23.53
		25	0	23.14	22.74	22.81
		25	13	23.16	22.99	23.46
		25	25	22.78	22.98	23.31
		50	0	22.79	22.76	23.18
	16QAM	1	0	22.99	23.28	22.66
		1	25	23.17	23.33	23.68
		1	49	22.68	23.00	22.63
		25	0	22.33	22.30	22.30
		25	13	22.16	22.27	22.43
		25	25	22.02	22.22	22.38
		50	0	22.28	22.17	22.27



LTE Band / BW	Modulation	RB Size	RB Offset	Low CH	Mid CH	High CH
				23205CH	23230CH	23255CH
				779.5MHz	782MHz	784.5MHz
13 / 5M	QPSK	1	0	24.03	24.52	24.07
		1	13	24.12	24.55	24.24
		1	24	24.05	24.57	24.04
		12	0	23.30	23.33	23.35
		12	6	23.30	23.26	23.54
		12	11	23.34	23.24	23.48
		25	0	23.24	23.26	23.29
	16QAM	1	0	23.06	22.69	22.84
		1	13	23.09	22.67	23.02
		1	24	23.07	22.88	22.84
		12	0	22.20	22.43	22.35
		12	6	22.43	22.35	22.36
		12	11	22.35	22.33	22.37
		25	0	22.32	22.38	22.57

LTE Band / BW	Modulation	RB Size	RB Offset	Mid CH
				23230CH
				782MHz
13 / 10M	QPSK	1	0	24.31
		1	25	24.22
		1	49	24.52
		25	0	23.36
		25	13	23.25
		25	25	23.13
		50	0	23.33
	16QAM	1	0	23.07
		1	25	23.29
		1	49	23.15
		25	0	22.40
		25	13	22.31
		25	25	22.19
		50	0	22.39

LTE Band / BW	Modulation	RB Size	RB Offset	Low CH	Mid CH	High CH
				23755CH	23790CH	23825CH
				706.5MHz	710MHz	713.5MHz
17 / 5M	QPSK	1	0	24.69	24.28	24.50
		1	13	24.59	24.22	24.71
		1	24	24.48	24.30	24.62
		12	0	23.84	23.64	23.72
		12	6	23.83	23.66	23.77
		12	11	23.70	23.68	23.75
		25	0	23.74	23.69	23.70
	16QAM	1	0	23.65	23.35	23.22
		1	13	23.21	23.16	23.50
		1	24	23.22	23.22	23.60
		12	0	22.85	22.77	22.52
		12	6	22.73	22.41	22.56
		12	11	22.72	22.37	22.73
		25	0	22.82	22.67	22.55

LTE Band / BW	Modulation	RB Size	RB Offset	Low CH	Mid CH	High CH
				23780CH	23790CH	23800CH
				709MHz	710MHz	711MHz
17 / 10M	QPSK	1	0	24.82	24.77	24.81
		1	13	24.79	24.35	24.79
		1	24	24.71	24.50	24.50
		12	0	23.80	23.79	23.75
		12	6	23.68	23.67	23.60
		12	11	23.62	23.56	23.75
		25	0	23.63	23.63	23.71
	16QAM	1	0	23.90	23.80	23.70
		1	13	23.63	23.79	23.14
		1	24	23.52	23.60	23.56
		12	0	22.96	22.62	22.90
		12	6	22.75	22.57	22.71
		12	11	22.69	22.54	22.80
		25	0	22.67	22.69	22.60

LTE Band / BW	Modulation	RB Sizer	RB Offset	Low CH	Mid CH	High CH
				39675CH	40620CH	41565CH
				2498.5MHz	2593MHz	2687.5MHz
41 / 5M	QPSK	1	0	23.52	23.22	23.70
		1	13	23.73	23.35	23.79
		1	24	23.70	23.43	23.46
		12	0	22.62	22.70	22.84
		12	6	22.72	22.70	22.92
		12	11	22.76	22.58	22.88
		25	0	22.66	22.63	22.87
	16QAM	1	0	22.47	22.02	22.61
		1	13	22.55	22.14	22.54
		1	24	22.43	21.96	22.57
		12	0	21.76	21.50	21.91
		12	6	21.95	21.63	21.91
		12	11	21.89	21.56	21.94
		25	0	21.63	21.68	21.74

LTE Band / BW	Modulation	RB Sizer	RB Offset	Low CH	Mid CH	High CH
				39700CH	40620CH	41540CH
				2501MHz	2593MHz	2685MHz
41 / 10M	QPSK	1	0	23.65	23.40	23.75
		1	25	23.78	23.55	23.84
		1	49	23.86	23.39	23.66
		25	0	22.76	22.53	22.76
		25	13	22.82	22.66	22.95
		25	25	22.74	22.55	22.88
		50	0	22.72	22.55	22.81
	16QAM	1	0	22.86	21.95	23.56
		1	25	23.34	22.28	23.79
		1	49	23.28	21.96	23.30
		25	0	21.84	21.60	21.75
		25	13	21.99	21.73	21.84
		25	25	21.95	21.54	21.79
		50	0	21.84	21.65	21.83

LTE Band / BW	Modulation	RB Sizer	RB Offset	Low CH	Mid CH	High CH
				39725CH	40620CH	41515CH
				2503.5MHz	2593MHz	2682.5MHz
41 / 15M	QPSK	1	0	23.51	23.44	23.67
		1	38	23.71	23.39	23.58
		1	74	23.71	23.33	23.69
		36	0	22.64	22.48	22.76
		36	18	22.66	22.71	22.90
		36	39	22.92	22.42	22.63
		75	0	22.93	22.43	22.71
	16QAM	1	0	22.54	22.03	22.86
		1	38	23.13	22.09	22.95
		1	74	22.91	21.93	22.89
		36	0	21.92	21.64	21.78
		36	18	21.67	21.79	21.67
		36	39	21.66	21.60	21.67
		75	0	21.92	21.60	21.72

LTE Band / BW	Modulation	RB Sizer	RB Offset	Low CH	Mid CH	High CH
				39750CH	40620CH	41490CH
				2506MHz	2593MHz	2680MHz
41 / 20M	QPSK	1	0	23.46	23.54	23.57
		1	50	23.95	23.78	24.00
		1	99	23.63	23.52	23.70
		50	0	22.73	22.57	22.74
		50	25	22.89	22.59	22.81
		50	50	22.82	22.38	22.59
		100	0	22.90	22.43	22.82
	16QAM	1	0	22.30	22.14	22.92
		1	50	22.88	22.08	23.28
		1	99	22.50	21.70	23.11
		50	0	21.83	21.57	21.78
		50	25	22.05	21.67	21.87
		50	50	21.92	21.53	21.72
		100	0	21.92	21.54	21.74

LTE Band / BW	Modulation	RB Size	RB Offset	Low CH	Mid CH	High CH
				131979CH	132322CH	132665CH
				1710.7MHz	1745MHz	1779.3MHz
66 / 1.4M	QPSK	1	0	24.48	23.58	23.40
		1	2	24.54	23.65	23.39
		1	5	24.42	23.56	23.12
		3	0	24.43	23.55	23.31
		3	1	24.43	23.60	23.35
		3	2	24.42	23.61	23.25
	16QAM	1	0	23.27	22.77	22.07
		1	2	23.40	22.21	22.37
		1	5	22.99	22.56	22.12
		3	0	23.38	22.62	22.43
		3	1	23.22	22.50	22.45
		3	2	23.18	22.47	22.35
		6	0	22.18	21.29	21.29

LTE Band / BW	Modulation	RB Size	RB Offset	Low CH	Mid CH	High CH
				131987CH	132322CH	132657CH
				1711.5MHz	1745MHz	1778.5MHz
66 / 3M	QPSK	1	0	24.45	23.49	23.27
		1	7	24.47	23.63	23.52
		1	14	24.59	23.66	23.47
		8	0	23.27	22.57	22.22
		8	4	23.28	22.62	22.21
		8	7	23.26	22.66	22.18
		15	0	23.28	22.61	22.27
	16QAM	1	0	23.15	23.00	22.12
		1	7	23.43	23.03	22.26
		1	14	23.40	23.08	22.30
		8	0	22.36	21.56	21.34
		8	4	22.26	21.38	21.22
		8	7	22.26	21.41	21.40
		15	0	22.31	21.63	21.14

LTE Band / BW	Modulation	RB Size	RB Offset	Low CH	Mid CH	High CH
				131997CH	132322CH	132647CH
				1712.5MHz	1745MHz	1777.5MHz
66 / 5M	QPSK	1	0	24.27	23.38	23.26
		1	13	24.16	23.26	23.07
		1	24	24.11	23.36	23.16
		12	0	23.23	22.60	22.22
		12	6	23.18	22.62	22.16
		12	11	23.21	22.67	22.10
	16QAM	25	0	23.20	22.45	22.10
		1	0	22.71	22.53	21.70
		1	13	22.69	22.53	21.67
		1	24	22.60	22.08	21.74
		12	0	22.23	21.65	21.20
		12	6	22.32	21.53	21.20
		12	11	22.25	21.45	21.15
		25	0	22.27	21.53	21.12

LTE Band / BW	Modulation	RB Size	RB Offset	Low CH	Mid CH	High CH
				132022CH	132322CH	132622CH
				1715MHz	1745MHz	1775MHz
66 / 10M	QPSK	1	0	24.39	23.50	23.09
		1	25	24.67	23.55	23.32
		1	49	24.21	23.57	23.07
		25	0	23.12	22.45	22.18
		25	13	23.26	22.54	22.10
		25	25	23.23	22.58	22.01
		50	0	23.18	22.54	22.02
	16QAM	1	0	23.37	22.87	22.22
		1	25	23.70	22.95	22.17
		1	49	23.55	22.38	22.04
		25	0	22.14	21.48	21.41
		25	13	22.27	21.66	21.29
		25	25	22.14	21.66	21.27
		50	0	21.99	21.65	21.12

LTE Band / BW	Modulation	RB Size	RB Offset	Low CH	Mid CH	High CH
				132047CH	132322CH	132597CH
				1717.5MHz	1745MHz	1772.5MHz
66 / 15M	QPSK	1	0	24.53	23.34	23.22
		1	38	24.16	23.41	23.07
		1	74	23.98	23.66	22.99
		36	0	23.16	22.46	22.27
		36	18	23.16	22.59	22.19
		36	39	23.13	22.53	22.04
		75	0	23.04	22.53	22.16
	16QAM	1	0	23.32	22.51	23.11
		1	38	23.11	22.67	23.08
		1	74	23.50	22.87	22.75
		36	0	21.99	21.62	21.35
		36	18	21.98	21.65	21.18
		36	39	22.03	21.67	21.00
		75	0	21.99	21.67	21.26

LTE Band / BW	Modulation	RB Size	RB Offset	Low CH	Mid CH	High CH
				132072CH	132322CH	132572CH
				1720MHz	1745MHz	1770MHz
66 / 20M	QPSK	1	0	23.90	23.51	23.21
		1	50	23.87	23.61	23.05
		1	99	23.58	23.67	22.95
		50	0	23.19	22.53	22.21
		50	25	23.09	22.51	22.14
		50	50	23.01	22.49	22.08
		100	0	23.01	22.46	22.26
	16QAM	1	0	22.81	22.43	22.19
		1	50	22.86	22.65	21.71
		1	99	22.50	22.55	21.66
		50	0	22.07	21.47	21.30
		50	25	22.06	21.64	21.22
		50	50	21.96	21.60	21.15
		100	0	21.98	21.58	21.32

LTE Band / BW	Modulation	RB Sizer	RB Offset	Low CH	Mid CH	High CH
				133147CH	133297CH	133447CH
				665.5MHz	680.5MHz	695.5MHz
71 / 5M	QPSK	1	0	23.61	23.12	23.32
		1	13	23.31	23.28	23.42
		1	24	23.01	23.16	23.31
		12	0	22.49	22.37	22.34
		12	6	22.50	22.44	22.35
		12	11	22.55	22.43	22.40
	16QAM	25	0	22.43	22.31	22.30
		1	0	22.21	22.33	21.95
		1	13	21.84	21.97	21.73
		1	24	21.95	21.81	22.09
		12	0	21.27	21.29	21.23
		12	6	21.55	21.35	21.33
		12	11	21.53	21.36	21.38
		25	0	21.52	21.42	21.42

LTE Band / BW	Modulation	RB Sizer	RB Offset	Low CH	Mid CH	High CH
				133172CH	133297CH	133422CH
				668MHz	680.5MHz	693MHz
71 / 10M	QPSK	1	0	23.60	23.34	23.18
		1	25	23.18	23.81	23.56
		1	49	23.52	23.49	23.15
		25	0	22.50	22.44	22.40
		25	13	22.38	22.48	22.35
		25	25	22.30	22.46	22.36
	16QAM	50	0	22.31	22.41	22.35
		1	0	22.27	22.25	22.04
		1	25	23.08	22.67	22.29
		1	49	22.25	22.53	21.77
		25	0	21.63	21.28	21.28
		25	13	21.53	21.34	21.32
		25	25	21.54	21.51	21.33
		50	0	21.33	21.24	21.33



LTE Band / BW	Modulation	RB Sizer	RB Offset	Low CH	Mid CH	High CH
				133197CH	133297CH	133397CH
				670.5MHz	680.5MHz	690.5MHz
71 / 15M	QPSK	1	0	23.49	23.50	23.07
		1	38	23.54	23.73	23.21
		1	74	23.28	23.59	23.16
		36	0	22.38	22.45	22.49
		36	18	22.46	22.44	22.43
		36	39	22.56	22.45	22.45
		75	0	22.48	22.32	22.38
	16QAM	1	0	22.40	22.42	22.35
		1	38	23.12	22.84	22.45
		1	74	22.87	22.53	22.66
		36	0	21.29	21.33	21.41
		36	18	21.31	21.32	21.35
		36	39	21.29	21.32	21.36
		75	0	21.25	21.31	21.30

LTE Band / BW	Modulation	RB Sizer	RB Offset	Low CH	Mid CH	High CH
				133222CH	133322CH	133372CH
				673MHz	683MHz	688MHz
71 / 20M	QPSK	1	0	23.10	22.82	23.36
		1	50	23.78	23.36	23.64
		1	99	23.01	22.92	23.35
		50	0	22.28	22.36	22.44
		50	25	22.48	22.51	22.45
		50	50	22.40	22.43	22.31
		100	0	22.41	22.36	22.36
	16QAM	1	0	22.41	21.61	21.70
		1	50	22.98	22.69	22.40
		1	99	22.27	21.72	21.80
		50	0	21.32	21.37	21.40
		50	25	21.43	21.50	21.45
		50	50	21.25	21.26	21.13
		100	0	21.30	21.34	21.24

**EIRP Power (dBm):**

Modulation	Band	WCDMA Band IV		
	Tx Channel	1312CH	1413CH	1513CH
	Frequency	1712.4MHz	1732.6MHz	1752.6MHz
QPSK	RMC 12.2K	24.53	24.75	24.69
	RMC 64K	24.55	24.64	24.76
	RMC 144K	24.62	24.68	24.74
	RMC 384K	24.66	24.79	24.78

LTE Band / BW	Modulation	RB Size	RB Offset	Low CH	Mid CH	High CH
				19957CH	20175CH	20393CH
				1710.7MHz	1732.5MHz	1754.3MHz
4 / 1.4M	QPSK	1	0	25.42	25.48	25.33
		1	2	25.44	25.57	25.52
		1	5	25.24	25.47	25.33
		3	0	25.21	25.40	25.38
		3	1	25.24	25.53	25.49
		3	2	25.25	25.49	25.41
		6	0	24.14	24.55	24.30
	16QAM	1	0	24.08	24.41	23.98
		1	2	24.19	24.51	23.92
		1	5	24.12	24.28	23.96
		3	0	23.95	24.34	23.68
		3	1	24.37	24.37	24.21
		3	2	24.30	24.31	24.27
		6	0	23.23	23.36	22.99

LTE Band / BW	Modulation	RB Size	RB Offset	Low CH	Mid CH	High CH
				19965CH	20175CH	20385CH
				1711.5MHz	1732.5MHz	1753.5MHz
4 / 3M	QPSK	1	0	25.30	25.51	25.23
		1	7	25.41	25.58	25.44
		1	14	25.41	25.49	25.43
		8	0	24.18	24.37	24.21
		8	4	24.08	24.36	24.21
		8	7	24.05	24.37	24.18
		15	0	24.08	24.43	24.12
	16QAM	1	0	24.20	24.76	24.19
		1	7	24.21	24.79	24.17
		1	14	24.27	24.66	24.35
		8	0	23.30	23.46	23.07
		8	4	23.21	23.64	22.90
		8	7	23.30	23.55	22.96
		15	0	23.23	23.41	23.09

LTE Band / BW	Modulation	RB Size	RB Offset	Low CH	Mid CH	High CH
				19975CH	20175CH	20375CH
				1712.5MHz	1732.5MHz	1752.5MHz
4 / 5M	QPSK	1	0	25.15	25.26	25.26
		1	13	25.28	25.23	25.29
		1	24	25.19	25.21	25.40
		12	0	24.03	24.39	24.33
		12	6	24.18	24.45	24.37
		12	11	24.22	24.44	24.38
	16QAM	25	0	24.11	24.41	24.35
		1	0	23.52	23.86	24.08
		1	13	23.65	23.90	23.88
		1	24	23.58	23.79	24.12
		12	0	23.17	23.28	23.11
		12	6	23.22	23.23	23.18
		12	11	23.36	23.27	23.18
		25	0	23.39	23.34	23.37

LTE Band / BW	Modulation	RB Size	RB Offset	Low CH	Mid CH	High CH
				20000CH	20175CH	20350CH
				1715MHz	1732.5MHz	1750MHz
4 / 10M	QPSK	1	0	25.35	25.03	25.23
		1	25	25.61	25.74	25.52
		1	49	24.90	25.18	25.34
		25	0	24.12	24.33	24.16
		25	13	24.05	24.51	24.21
		25	25	23.99	24.38	24.24
	16QAM	50	0	23.96	24.37	24.21
		1	0	24.16	24.49	24.07
		1	25	24.50	24.46	24.26
		1	49	23.75	24.08	24.35
		25	0	23.12	23.45	23.28
		25	13	22.96	23.53	23.58
		25	25	22.78	23.44	23.39
		50	0	22.93	23.47	23.20

LTE Band / BW	Modulation	RB Size	RB Offset	Low CH	Mid CH	High CH
				20025CH	20175CH	20325CH
				1717.5MHz	1732.5MHz	1747.5MHz
4 / 15M	QPSK	1	0	25.35	25.03	25.19
		1	38	24.99	25.52	25.24
		1	74	25.52	25.02	25.31
		36	0	23.91	24.18	23.90
		36	18	23.77	24.29	24.08
		36	39	23.80	24.31	24.16
		75	0	23.92	24.17	24.00
	16QAM	1	0	23.93	24.15	24.53
		1	38	24.40	24.69	24.96
		1	74	24.48	24.61	24.80
		36	0	23.04	23.36	22.91
		36	18	22.88	23.38	23.19
		36	39	22.90	23.27	23.17
		75	0	22.89	23.31	23.04

LTE Band / BW	Modulation	RB Size	RB Offset	Low CH	Mid CH	High CH
				20050CH	20175CH	20300CH
				1720MHz	1732.5MHz	1745MHz
4 / 20M	QPSK	1	0	24.97	25.07	25.03
		1	50	24.92	25.59	25.18
		1	99	24.84	24.92	24.99
		50	0	23.96	24.21	24.07
		50	25	23.93	24.42	24.04
		50	50	24.12	24.29	24.11
		100	0	24.02	24.35	24.12
	16QAM	1	0	23.59	24.00	24.09
		1	50	23.52	24.67	23.84
		1	99	23.75	23.92	24.20
		50	0	23.05	23.35	23.19
		50	25	22.98	23.47	23.06
		50	50	23.25	23.30	23.17
		100	0	23.10	23.32	23.15

LTE Band / BW	Modulation	RB Size	RB Offset	Low CH	Mid CH	High CH
				20775CH	21100CH	21425CH
				2502.5MHz	2535MHz	2567.5MHz
7 / 5M	QPSK	1	0	26.71	27.01	27.07
		1	13	26.57	27.36	27.29
		1	24	26.71	27.48	27.02
		12	0	25.84	26.13	25.99
		12	6	25.82	26.25	25.98
		12	11	25.86	26.18	25.96
		25	0	25.83	26.08	26.01
	16QAM	1	0	25.21	25.80	25.57
		1	13	25.47	26.08	25.90
		1	24	25.38	25.80	25.70
		12	0	24.89	25.22	24.95
		12	6	25.02	25.36	24.92
		12	11	24.91	25.44	25.07
		25	0	24.80	25.26	25.12

LTE Band / BW	Modulation	RB Size	RB Offset	Low CH	Mid CH	High CH
				20800CH	21100CH	21400CH
				2505MHz	2535MHz	2565MHz
7 / 10M	QPSK	1	0	27.01	27.22	27.04
		1	25	27.45	27.55	27.18
		1	49	27.02	27.48	27.11
		25	0	26.04	26.20	26.04
		25	13	26.04	26.31	26.11
		25	25	25.95	26.25	26.05
		50	0	25.94	26.21	26.03
	16QAM	1	0	25.94	26.63	26.20
		1	25	26.56	26.29	26.87
		1	49	26.17	25.92	25.92
		25	0	25.07	25.25	25.20
		25	13	25.22	25.38	25.20
		25	25	25.06	25.39	25.14
		50	0	24.95	25.07	25.06

LTE Band / BW	Modulation	RB Size	RB Offset	Low CH	Mid CH	High CH
				20825CH	21100CH	21375CH
				2507.5MHz	2535MHz	2562.5MHz
7 / 15M	QPSK	1	0	27.19	27.22	27.21
		1	38	27.30	27.36	27.08
		1	74	27.06	27.24	27.09
		36	0	26.00	26.20	26.26
		36	18	26.08	26.27	26.16
		36	39	26.05	26.33	26.12
		75	0	26.08	26.22	26.10
	16QAM	1	0	25.94	25.61	26.59
		1	38	26.32	25.84	26.76
		1	74	26.33	25.75	26.88
		36	0	25.01	25.28	25.19
		36	18	25.05	25.19	25.16
		36	39	25.05	25.25	25.09
		75	0	25.12	25.16	25.14

LTE Band / BW	Modulation	RB Size	RB Offset	Low CH	Mid CH	High CH
				20850CH	21100CH	21350CH
				2510MHz	2535MHz	2560MHz
7 / 20M	QPSK	1	0	26.83	27.06	27.18
		1	50	27.23	27.45	27.34
		1	99	26.85	27.18	27.13
		50	0	26.10	26.27	26.35
		50	25	26.10	26.40	26.31
		50	50	26.04	26.40	26.12
		100	0	26.15	26.26	26.24
	16QAM	1	0	25.59	26.05	25.89
		1	50	26.22	26.36	26.09
		1	99	25.75	25.93	25.53
		50	0	25.12	25.10	25.28
		50	25	25.16	25.37	25.22
		50	50	25.04	25.36	25.07
		100	0	25.10	25.12	25.17

LTE Band / BW	Modulation	RB Size	RB Offset	Low CH	Mid CH	High CH
				131979CH	132322CH	132665CH
				1710.7MHz	1745MHz	1779.3MHz
66 / 1.4M	QPSK	1	0	26.48	25.58	25.40
		1	2	26.54	25.65	25.39
		1	5	26.42	25.56	25.12
		3	0	26.43	25.55	25.31
		3	1	26.43	25.60	25.35
		3	2	26.42	25.61	25.25
		6	0	25.34	24.42	24.16
	16QAM	1	0	25.27	24.77	24.07
		1	2	25.40	24.21	24.37
		1	5	24.99	24.56	24.12
		3	0	25.38	24.62	24.43
		3	1	25.22	24.50	24.45
		3	2	25.18	24.47	24.35
		6	0	24.18	23.29	23.29

LTE Band / BW	Modulation	RB Size	RB Offset	Low CH	Mid CH	High CH
				131987CH	132322CH	132657CH
				1711.5MHz	1745MHz	1778.5MHz
66 / 3M	QPSK	1	0	26.45	25.49	25.27
		1	7	26.47	25.63	25.52
		1	14	26.59	25.66	25.47
		8	0	25.27	24.57	24.22
		8	4	25.28	24.62	24.21
		8	7	25.26	24.66	24.18
		15	0	25.28	24.61	24.27
	16QAM	1	0	25.15	25.00	24.12
		1	7	25.43	25.03	24.26
		1	14	25.40	25.08	24.30
		8	0	24.36	23.56	23.34
		8	4	24.26	23.38	23.22
		8	7	24.26	23.41	23.40
		15	0	24.31	23.63	23.14

LTE Band / BW	Modulation	RB Size	RB Offset	Low CH	Mid CH	High CH
				131997CH	132322CH	132647CH
				1712.5MHz	1745MHz	1777.5MHz
66 / 5M	QPSK	1	0	26.27	25.38	25.26
		1	13	26.16	25.26	25.07
		1	24	26.11	25.36	25.16
		12	0	25.23	24.60	24.22
		12	6	25.18	24.62	24.16
		12	11	25.21	24.67	24.10
	16QAM	25	0	25.20	24.45	24.10
		1	0	24.71	24.53	23.70
		1	13	24.69	24.53	23.67
		1	24	24.60	24.08	23.74
		12	0	24.23	23.65	23.20
		12	6	24.32	23.53	23.20
		12	11	24.25	23.45	23.15
		25	0	24.27	23.53	23.12

LTE Band / BW	Modulation	RB Size	RB Offset	Low CH	Mid CH	High CH
				132022CH	132322CH	132622CH
				1715MHz	1745MHz	1775MHz
66 / 10M	QPSK	1	0	26.39	25.50	25.09
		1	25	26.67	25.55	25.32
		1	49	26.21	25.57	25.07
		25	0	25.12	24.45	24.18
		25	13	25.26	24.54	24.10
		25	25	25.23	24.58	24.01
	16QAM	50	0	25.18	24.54	24.02
		1	0	25.37	24.87	24.22
		1	25	25.70	24.95	24.17
		1	49	25.55	24.38	24.04
		25	0	24.14	23.48	23.41
		25	13	24.27	23.66	23.29
		25	25	24.14	23.66	23.27
		50	0	23.99	23.65	23.12



LTE Band / BW	Modulation	RB Size	RB Offset	Low CH	Mid CH	High CH
				132047CH	132322CH	132597CH
				1717.5MHz	1745MHz	1772.5MHz
66 / 15M	QPSK	1	0	26.53	25.34	25.22
		1	38	26.16	25.41	25.07
		1	74	25.98	25.66	24.99
		36	0	25.16	24.46	24.27
		36	18	25.16	24.59	24.19
		36	39	25.13	24.53	24.04
		75	0	25.04	24.53	24.16
	16QAM	1	0	25.32	24.51	25.11
		1	38	25.11	24.67	25.08
		1	74	25.50	24.87	24.75
		36	0	23.99	23.62	23.35
		36	18	23.98	23.65	23.18
		36	39	24.03	23.67	23.00
		75	0	23.99	23.67	23.26

LTE Band / BW	Modulation	RB Size	RB Offset	Low CH	Mid CH	High CH
				132072CH	132322CH	132572CH
				1720MHz	1745MHz	1770MHz
66 / 20M	QPSK	1	0	25.90	25.51	25.21
		1	50	25.87	25.61	25.05
		1	99	25.58	25.67	24.95
		50	0	25.19	24.53	24.21
		50	25	25.09	24.51	24.14
		50	50	25.01	24.49	24.08
		100	0	25.01	24.46	24.26
	16QAM	1	0	24.81	24.43	24.19
		1	50	24.86	24.65	23.71
		1	99	24.50	24.55	23.66
		50	0	24.07	23.47	23.30
		50	25	24.06	23.64	23.22
		50	50	23.96	23.60	23.15
		100	0	23.98	23.58	23.32

**ERP Power (dBm):**

LTE Band / BW	Modulation	RB Size	RB Offset	Low CH	Mid CH	High CH
				23017CH	23095CH	23173CH
				699.7MHz	707.5MHz	715.3MHz
12 / 1.4M	QPSK	1	0	25.95	25.45	25.95
		1	2	26.10	25.65	26.14
		1	5	26.17	25.60	26.15
		3	0	25.88	25.49	26.00
		3	1	25.94	25.60	26.05
		3	2	26.01	25.51	26.13
	16QAM	6	0	24.98	24.55	25.33
		1	0	25.21	24.86	25.45
		1	2	25.30	24.85	25.51
		1	5	25.41	24.80	25.64
		3	0	25.23	24.64	25.25
		3	1	25.30	24.77	25.23
		3	2	25.36	24.78	25.38
		6	0	24.39	23.77	24.13

LTE Band / BW	Modulation	RB Size	RB Offset	Low CH	Mid CH	High CH
				23025CH	23095CH	23165CH
				700.5MHz	707.5MHz	714.5MHz
12 / 3M	QPSK	1	0	25.94	25.58	26.24
		1	7	26.11	25.75	26.18
		1	14	26.02	25.64	26.23
		8	0	25.15	24.65	25.44
		8	4	25.20	24.53	25.36
		8	7	25.08	24.62	25.31
		15	0	25.09	24.57	25.39
	16QAM	1	0	24.90	25.04	25.29
		1	7	25.16	25.13	25.33
		1	14	25.11	25.12	25.44
		8	0	24.36	23.99	24.56
		8	4	24.40	24.06	24.15
		8	7	24.37	24.00	24.05
		15	0	24.24	24.07	24.24

LTE Band / BW	Modulation	RB Size	RB Offset	Low CH	Mid CH	High CH
				23035CH	23095CH	23155CH
				701.5MHz	707.5MHz	713.5MHz
12 / 5M	QPSK	1	0	26.04	25.53	26.17
		1	13	26.43	25.74	26.43
		1	24	25.95	25.65	26.06
		12	0	25.26	24.57	25.39
		12	6	25.24	24.59	25.46
		12	11	25.13	24.59	25.32
	16QAM	25	0	25.22	24.58	25.32
		1	0	24.99	25.05	25.19
		1	13	25.42	25.28	25.57
		1	24	25.08	25.18	25.22
		12	0	24.41	23.90	24.21
		12	6	24.37	23.94	24.29
		12	11	24.30	23.93	24.27
		25	0	24.40	23.95	24.20

LTE Band / BW	Modulation	RB Size	RB Offset	Low CH	Mid CH	High CH
				23060CH	23095CH	23130CH
				704MHz	707.5MHz	711MHz
12 / 10M	QPSK	1	0	25.24	25.35	24.82
		1	25	25.93	25.77	26.34
		1	49	24.91	25.38	25.33
		25	0	24.94	24.54	24.61
		25	13	24.96	24.79	25.26
		25	25	24.58	24.78	25.11
		50	0	24.59	24.56	24.98
	16QAM	1	0	24.79	25.08	24.46
		1	25	24.97	25.13	25.48
		1	49	24.48	24.80	24.43
		25	0	24.13	24.10	24.10
		25	13	23.96	24.07	24.23
		25	25	23.82	24.02	24.18
		50	0	24.08	23.97	24.07

LTE Band / BW	Modulation	RB Size	RB Offset	Low CH	Mid CH	High CH
				23205CH	23230CH	23255CH
				779.5MHz	782MHz	784.5MHz
13 / 5M	QPSK	1	0	26.33	26.82	26.37
		1	13	26.42	26.85	26.54
		1	24	26.35	26.87	26.34
		12	0	25.60	25.63	25.65
		12	6	25.60	25.56	25.84
		12	11	25.64	25.54	25.78
		25	0	25.54	25.56	25.59
	16QAM	1	0	25.36	24.99	25.14
		1	13	25.39	24.97	25.32
		1	24	25.37	25.18	25.14
		12	0	24.50	24.73	24.65
		12	6	24.73	24.65	24.66
		12	11	24.65	24.63	24.67
		25	0	24.62	24.68	24.87

LTE Band / BW	Modulation	RB Size	RB Offset	Mid CH
				23230CH
				782MHz
13 / 10M	QPSK	1	0	26.61
		1	25	26.52
		1	49	26.82
		25	0	25.66
		25	13	25.55
		25	25	25.43
		50	0	25.63
	16QAM	1	0	25.37
		1	25	25.59
		1	49	25.45
		25	0	24.70
		25	13	24.61
		25	25	24.49
		50	0	24.69

LTE Band / BW	Modulation	RB Size	RB Offset	Low CH	Mid CH	High CH
				23755CH	23790CH	23825CH
				706.5MHz	710MHz	713.5MHz
17 / 5M	QPSK	1	0	26.49	26.08	26.30
		1	13	26.39	26.02	26.51
		1	24	26.28	26.10	26.42
		12	0	25.64	25.44	25.52
		12	6	25.63	25.46	25.57
		12	11	25.50	25.48	25.55
	16QAM	25	0	25.54	25.49	25.50
		1	0	25.45	25.15	25.02
		1	13	25.01	24.96	25.30
		1	24	25.02	25.02	25.40
		12	0	24.65	24.57	24.32
		12	6	24.53	24.21	24.36
		12	11	24.52	24.17	24.53
		25	0	24.62	24.47	24.35

LTE Band / BW	Modulation	RB Size	RB Offset	Low CH	Mid CH	High CH
				23780CH	23790CH	23800CH
				709MHz	710MHz	711MHz
17 / 5M	QPSK	1	0	26.62	26.57	26.61
		1	13	26.59	26.15	26.59
		1	24	26.51	26.30	26.30
		12	0	25.60	25.59	25.55
		12	6	25.48	25.47	25.40
		12	11	25.42	25.36	25.55
	16QAM	25	0	25.43	25.43	25.51
		1	0	25.70	25.60	25.50
		1	13	25.43	25.59	24.94
		1	24	25.32	25.40	25.36
		12	0	24.76	24.42	24.70
		12	6	24.55	24.37	24.51
		12	11	24.49	24.34	24.60
		25	0	24.47	24.49	24.40

LTE Band / BW	Modulation	RB Size	RB Offset	Low CH	Mid CH	High CH
				39675CH	40620CH	41565CH
				2498.5MHz	2593MHz	2687.5MHz
41 / 5M	QPSK	1	0	26.52	26.22	26.70
		1	13	26.73	26.35	26.79
		1	24	26.70	26.43	26.46
		12	0	25.62	25.70	25.84
		12	6	25.72	25.70	25.92
		12	11	25.76	25.58	25.88
		25	0	25.66	25.63	25.87
	16QAM	1	0	25.47	25.02	25.61
		1	13	25.55	25.14	25.54
		1	24	25.43	24.96	25.57
		12	0	24.76	24.50	24.91
		12	6	24.95	24.63	24.91
		12	11	24.89	24.56	24.94
		25	0	24.63	24.68	24.74

LTE Band / BW	Modulation	RB Size	RB Offset	Low CH	Mid CH	High CH
				39700CH	40620CH	41540CH
				2501MHz	2593MHz	2685MHz
41 / 10M	QPSK	1	0	26.65	26.40	26.75
		1	25	26.78	26.55	26.84
		1	49	26.86	26.39	26.66
		25	0	25.76	25.53	25.76
		25	13	25.82	25.66	25.95
		25	25	25.74	25.55	25.88
		50	0	25.72	25.55	25.81
	16QAM	1	0	25.86	24.95	26.56
		1	25	26.34	25.28	26.79
		1	49	26.28	24.96	26.30
		25	0	24.84	24.60	24.75
		25	13	24.99	24.73	24.84
		25	25	24.95	24.54	24.79
		50	0	24.84	24.65	24.83

LTE Band / BW	Modulation	RB Size	RB Offset	Low CH	Mid CH	High CH
				39725CH	40620CH	41515CH
				2503.5MHz	2593MHz	2682.5MHz
41 / 15M	QPSK	1	0	26.51	26.44	26.67
		1	38	26.71	26.39	26.58
		1	74	26.71	26.33	26.69
		36	0	25.64	25.48	25.76
		36	18	25.66	25.71	25.90
		36	39	25.92	25.42	25.63
		75	0	25.93	25.43	25.71
	16QAM	1	0	25.54	25.03	25.86
		1	38	26.13	25.09	25.95
		1	74	25.91	24.93	25.89
		36	0	24.92	24.64	24.78
		36	18	24.67	24.79	24.67
		36	39	24.66	24.60	24.67
		75	0	24.92	24.60	24.72

LTE Band / BW	Modulation	RB Size	RB Offset	Low CH	Mid CH	High CH
				39750CH	40620CH	41490CH
				2506MHz	2593MHz	2680MHz
41 / 20M	QPSK	1	0	26.46	26.54	26.57
		1	50	26.95	26.78	27.00
		1	99	26.63	26.52	26.70
		50	0	25.73	25.57	25.74
		50	25	25.89	25.59	25.81
		50	50	25.82	25.38	25.59
		100	0	25.90	25.43	25.82
	16QAM	1	0	25.30	25.14	25.92
		1	50	25.88	25.08	26.28
		1	99	25.50	24.70	26.11
		50	0	24.83	24.57	24.78
		50	25	25.05	24.67	24.87
		50	50	24.92	24.53	24.72
		100	0	24.92	24.54	24.74

LTE Band / BW	Modulation	RB Size	RB Offset	Low CH	Mid CH	High CH
				133147CH	133297CH	133447CH
				665.5MHz	680.5MHz	695.5MHz
71 / 5M	QPSK	1	0	23.12	22.63	22.83
		1	13	22.82	22.79	22.93
		1	24	22.52	22.67	22.82
		12	0	22.00	21.88	21.85
		12	6	22.01	21.95	21.86
		12	11	22.06	21.94	21.91
		25	0	21.94	21.82	21.81
	16QAM	1	0	21.72	21.84	21.46
		1	13	21.35	21.48	21.24
		1	24	21.46	21.32	21.60
		12	0	20.78	20.80	20.74
		12	6	21.06	20.86	20.84
		12	11	21.04	20.87	20.89
		25	0	21.03	20.93	20.93

LTE Band / BW	Modulation	RB Size	RB Offset	Low CH	Mid CH	High CH
				133172CH	133297CH	133422CH
				668MHz	680.5MHz	693MHz
71 / 10M	QPSK	1	0	23.11	22.85	22.69
		1	25	22.69	23.32	23.07
		1	49	23.03	23.00	22.66
		25	0	22.01	21.95	21.91
		25	13	21.89	21.99	21.86
		25	25	21.81	21.97	21.87
		50	0	21.82	21.92	21.86
	16QAM	1	0	21.78	21.76	21.55
		1	25	22.59	22.18	21.80
		1	49	21.76	22.04	21.28
		25	0	21.14	20.79	20.79
		25	13	21.04	20.85	20.83
		25	25	21.05	21.02	20.84
		50	0	20.84	20.75	20.84



LTE Band / BW	Modulation	RB Size	RB Offset	Low CH	Mid CH	High CH
				133197CH	133297CH	133397CH
				670.5MHz	680.5MHz	690.5MHz
71 / 15M	QPSK	1	0	23.00	23.01	22.58
		1	38	23.05	23.24	22.72
		1	74	22.79	23.10	22.67
		36	0	21.89	21.96	22.00
		36	18	21.97	21.95	21.94
		36	39	22.07	21.96	21.96
		75	0	21.99	21.83	21.89
	16QAM	1	0	21.91	21.93	21.86
		1	38	22.63	22.35	21.96
		1	74	22.38	22.04	22.17
		36	0	20.80	20.84	20.92
		36	18	20.82	20.83	20.86
		36	39	20.80	20.83	20.87
		75	0	20.76	20.82	20.81

LTE Band / BW	Modulation	RB Size	RB Offset	Low CH	Mid CH	High CH
				133222CH	133322CH	133372CH
				673MHz	683MHz	688MHz
71 / 20M	QPSK	1	0	22.61	22.33	22.87
		1	50	23.29	22.87	23.15
		1	99	22.52	22.43	22.86
		50	0	21.79	21.87	21.95
		50	25	21.99	22.02	21.96
		50	50	21.91	21.94	21.82
		100	0	21.92	21.87	21.87
	16QAM	1	0	21.92	21.12	21.21
		1	50	22.49	22.20	21.91
		1	99	21.78	21.23	21.31
		50	0	20.83	20.88	20.91
		50	25	20.94	21.01	20.96
		50	50	20.76	20.77	20.64
		100	0	20.81	20.85	20.75

## **APPENDIX B - OCCUPIED BANDWIDTH**

WCDMA Band IV_WCDMA					
QPSK					
Channel	Frequency (MHz)	99% Occupied Bandwidth (MHz)	Channel	Frequency (MHz)	26dB Bandwidth (MHz)
1312	1712.4	4.1351	1312	1712.4	4.705
1413	1732.6	4.1312	1413	1732.6	4.711
1513	1752.6	4.1426	1513	1752.6	4.702



LTE Band 4_1.4M					
QPSK			16QAM		
Channel	Frequency (MHz)	99% Occupied Bandwidth (MHz)	Channel	Frequency (MHz)	99% Occupied Bandwidth (MHz)
19957	1710.7	1.0880	19957	1710.7	1.0890
20175	1732.5	1.0915	20175	1732.5	1.0928
20393	1754.3	1.1033	20393	1754.3	1.0900
Channel	Frequency (MHz)	26dB Bandwidth (MHz)	Channel	Frequency (MHz)	26dB Bandwidth (MHz)
19957	1710.7	1.3140	19957	1710.7	1.2680
20175	1732.5	1.3210	20175	1732.5	1.2950
20393	1754.3	1.3160	20393	1754.3	1.3000