

APPENDIX REPORT

Project No.	SHT2012124105EW	Radio Specification	Bluetooth EDR
Test sample No.	YPHT20121241003	Model No.	M6
Start test date	2021-01-12	Finish date	2021-01-12
Temperature	23.8°C	Humidity	20%
Test Engineer	Hailey Chen	Auditor	Xiaodong Zheo

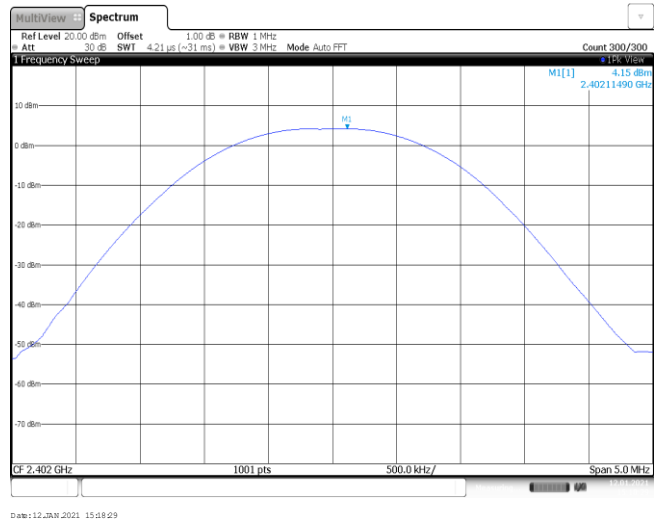
Appendix clause	Test item	Result
A	Peak Output Power	PASS
B	20 dB Bandwidth	PASS
C	99% Occupied Bandwidth	PASS
D	Carrier Frequencies Separation	PASS
E	Hopping Channel Number	PASS
F	Dwell Time	PASS
G	Duty Cycle Correction Factor (DCCF)	PASS
H	Band edge and Spurious Emissions(coducted)	PASS

Appendix A: Peak Output Power

Modulation type	Channel	Output power (dBm)	Average Output power (dBm)	Limit (dBm)	Result
GFSK	00	4.15	4.13	≤ 30.00	Pass
	39	5.30	5.28		
	78	2.07	2.06		
π/4DQPSK	00	4.33	3.75	≤ 21.00	Pass
	39	5.41	4.79		
	78	2.23	1.57		
8DPSK	00	4.71	4.01	≤ 21.00	Pass
	39	5.77	5.06		
	78	2.63	1.90		

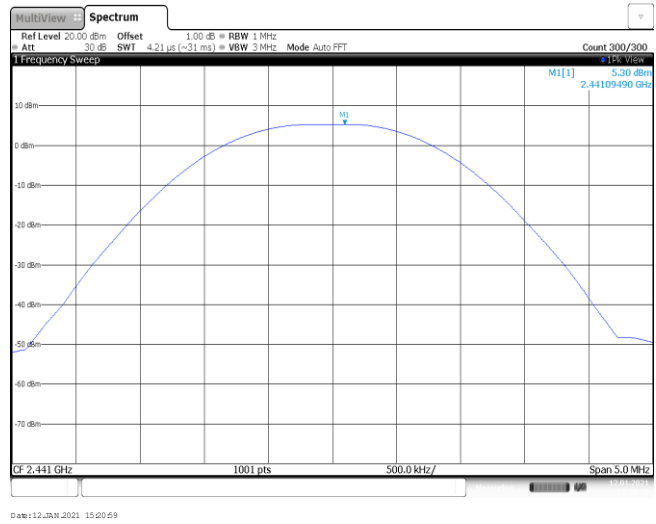
Modulation Type: GFSK

CH00



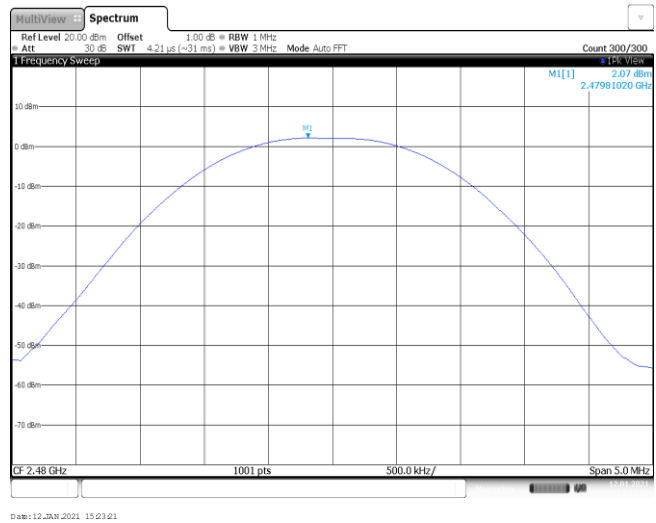
Date: 12_JAN 2021 15:18:29

CH39



Date: 12_JAN 2021 15:20:59

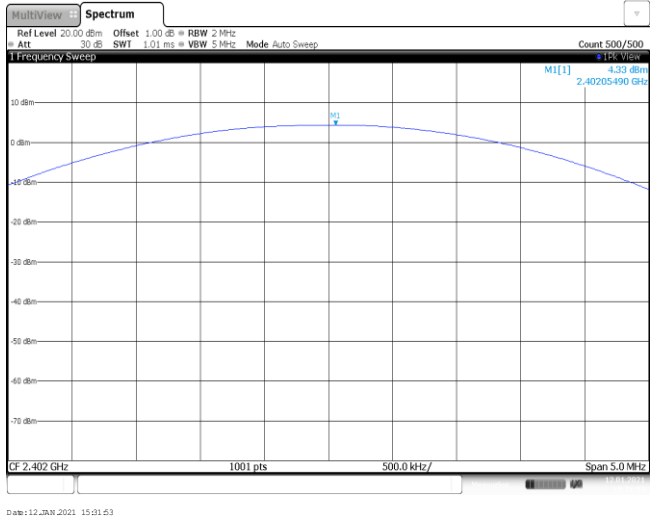
CH78



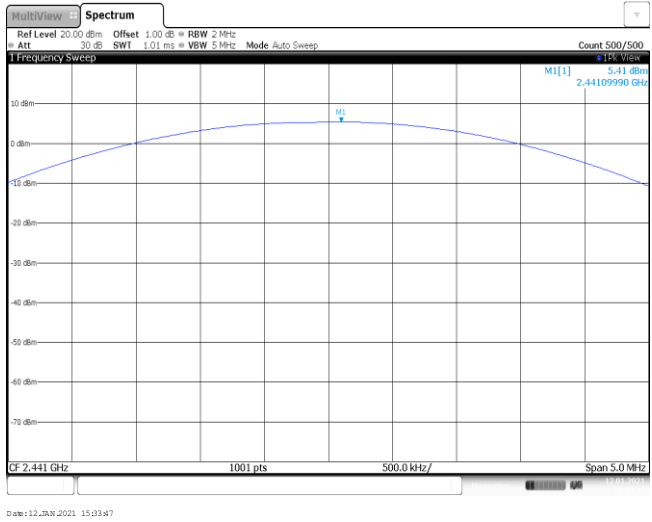
Date: 12_JAN 2021 15:23:21

Modulation Type: $\pi/4$ QPSK

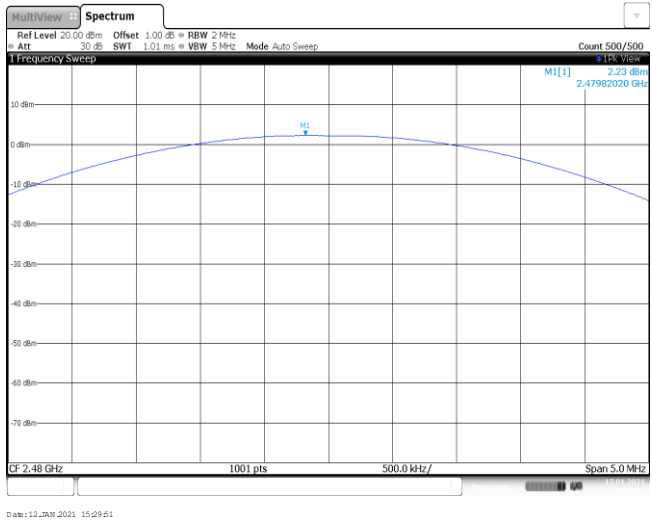
CH00



CH39

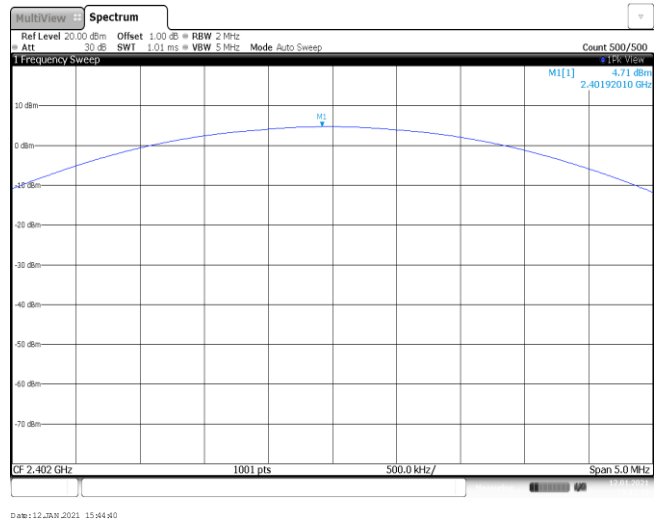


CH78

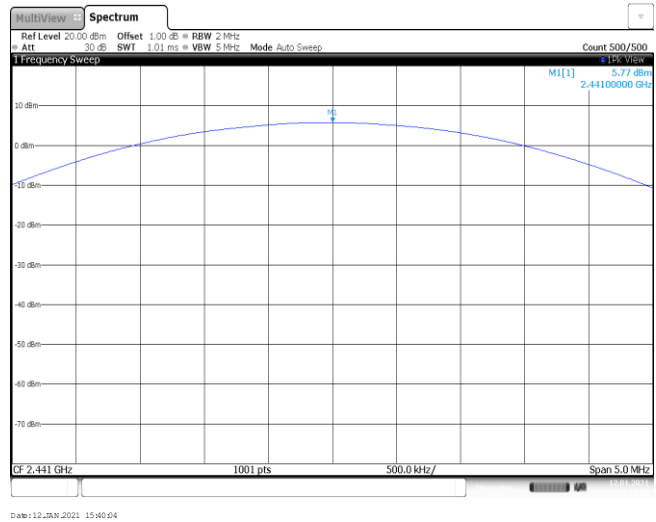


Modulation Type: 8DPSK

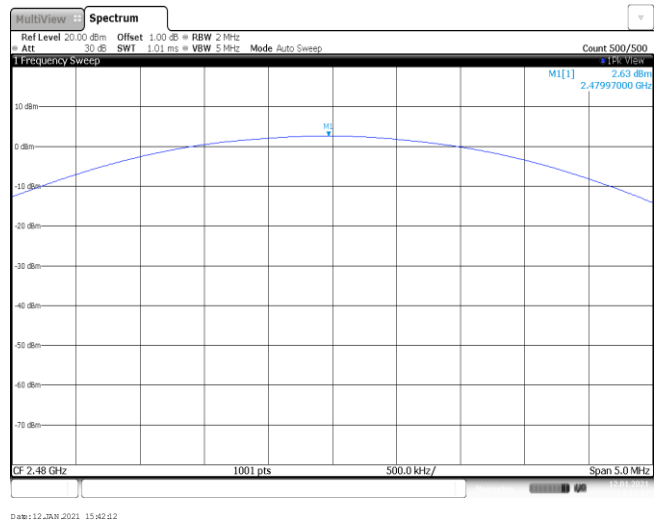
CH00



CH39



CH78

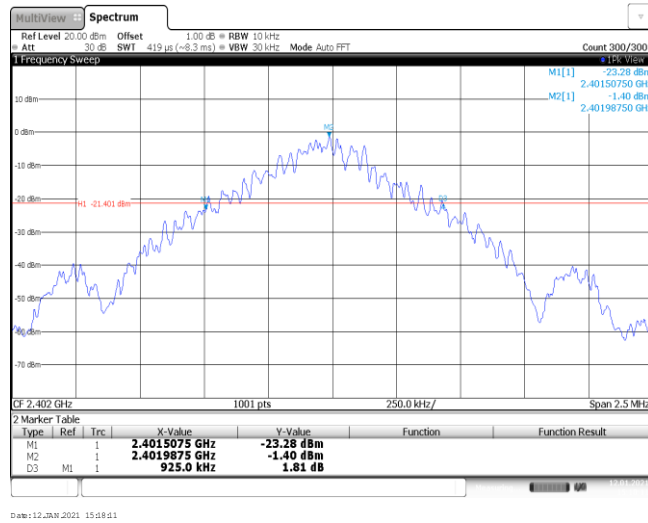


Appendix B : 20 dB Bandwidth

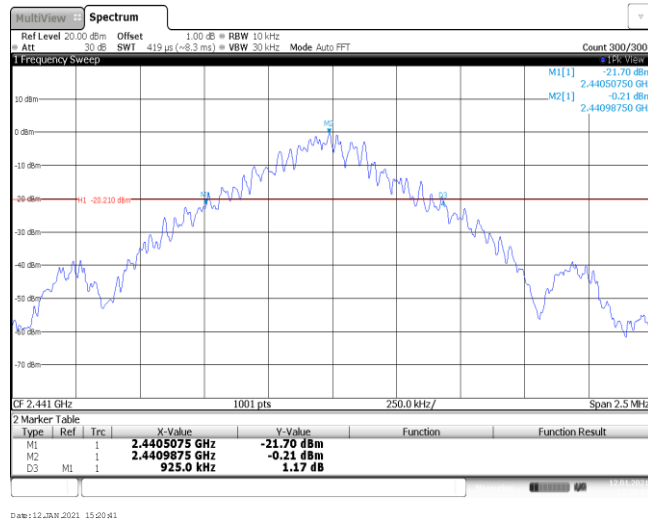
Modulation type	Channel	20 dB Bandwidth (kHz)	Limit (kHz)	Result
GFSK	00	925.00	-	Pass
	39	925.00		
	78	925.00		
$\pi/4$ DQPSK	00	1292.50	-	Pass
	39	1292.50		
	78	1315.00		
8DPSK	00	1302.50	-	Pass
	39	1302.50		
	78	1297.50		

Modulation Type: GFSK

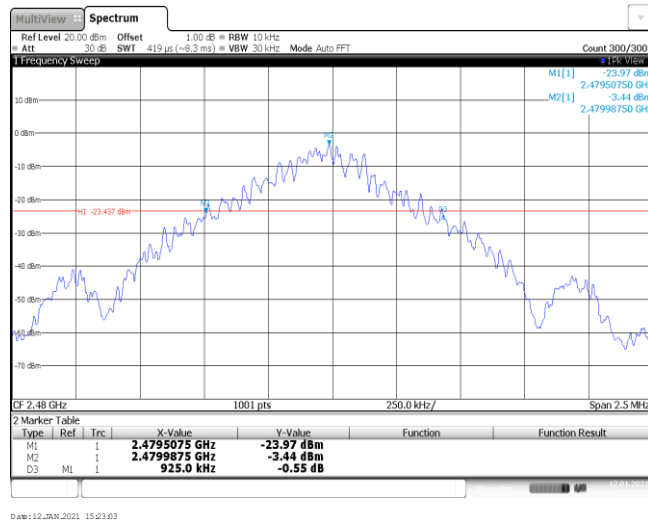
CH00



CH39

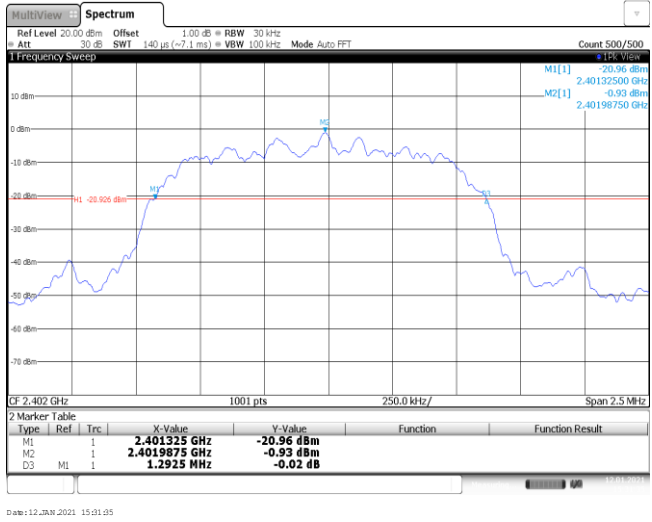


CH78



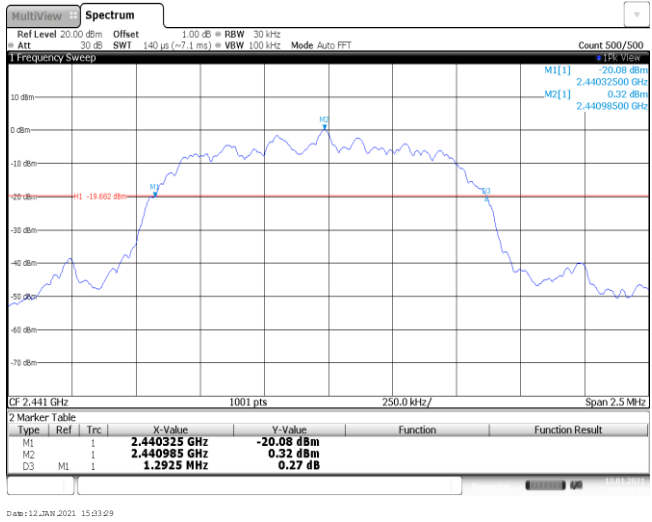
Modulation Type: **$\pi/4$ DQPSK**

CH00



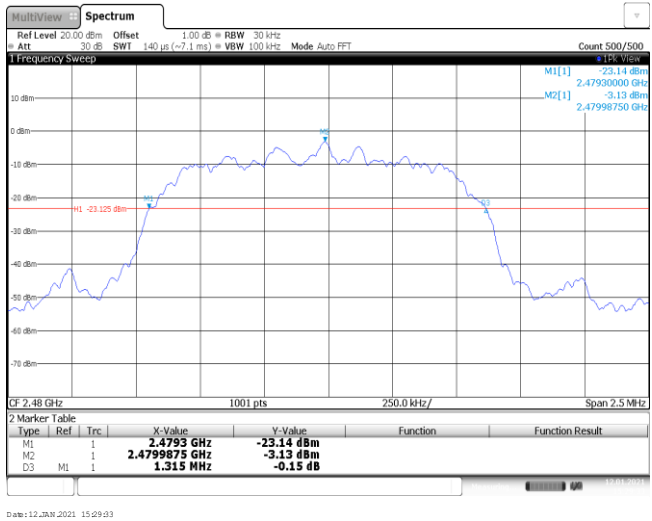
Date: 12_JAN 2021 15:31:35

CH39



Date: 12_JAN 2021 15:33:29

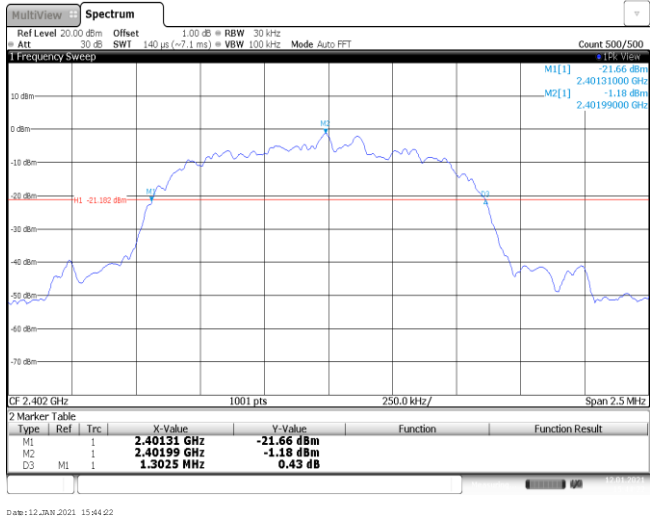
CH78



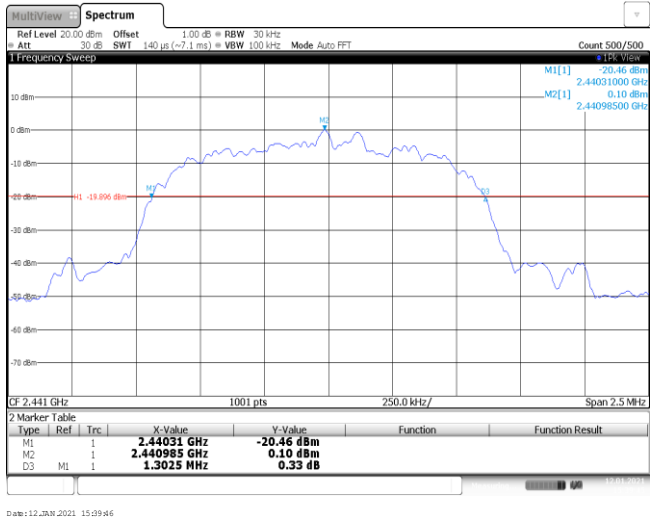
Date: 12_JAN 2021 15:29:33

Modulation Type: 8DPSK

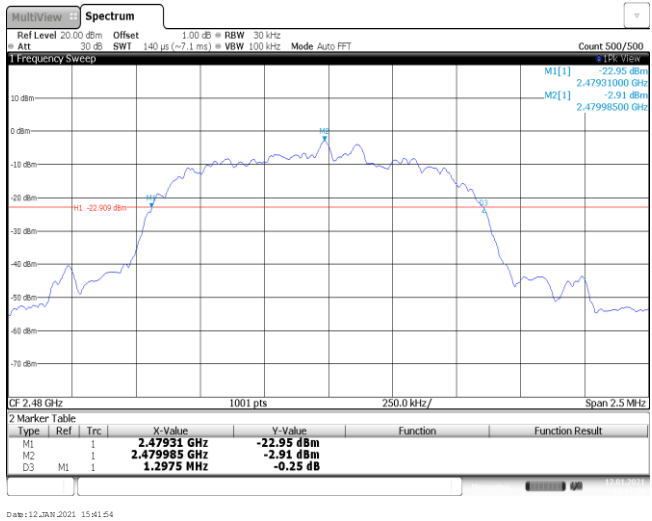
CH00



CH39



CH78

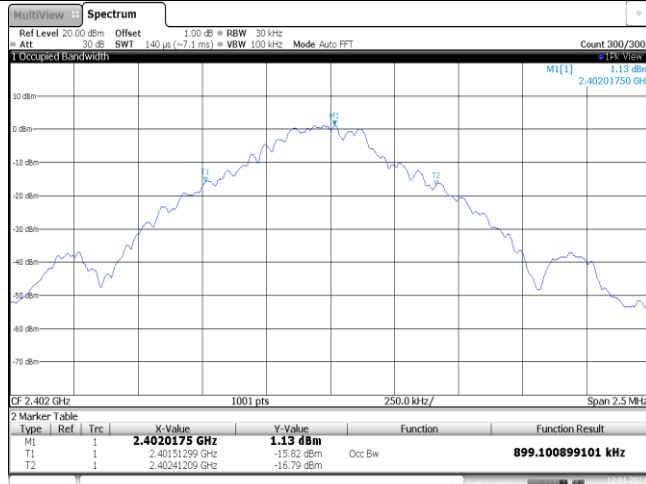


Appendix C: 99% Occupied Bandwidth

Modulation type	Channel	99% Occupied Bandwidth (MHz)	Limit (MHz)	Result
GFSK	00	0.90	-	Pass
	39	0.90		
	78	0.90		
$\pi/4$ DQPSK	00	1.17	-	Pass
	39	1.17		
	78	1.17		
8DPSK	00	1.17	-	Pass
	39	1.18		
	78	1.18		

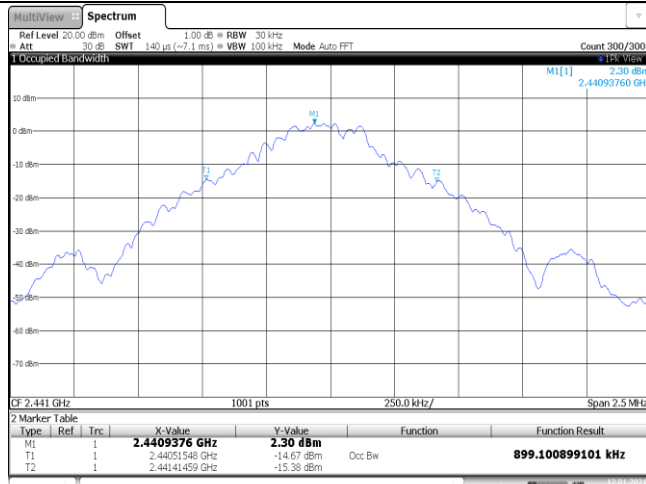
Modulation Type: GFSK

CH00



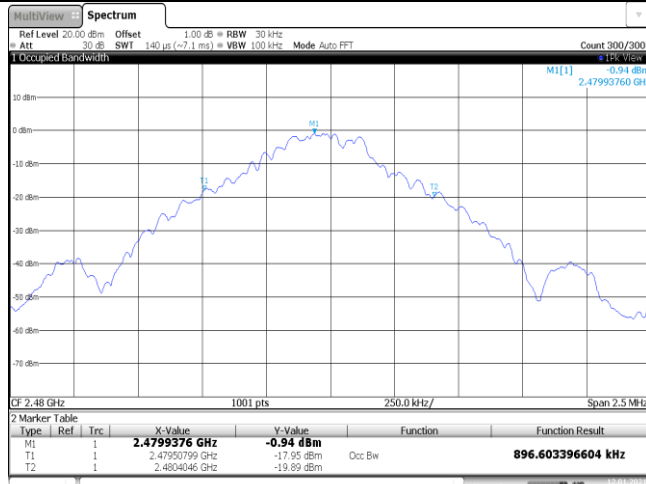
Date: 12_JAN 2021 15:18:20

CH39



Date: 12_JAN 2021 15:20:49

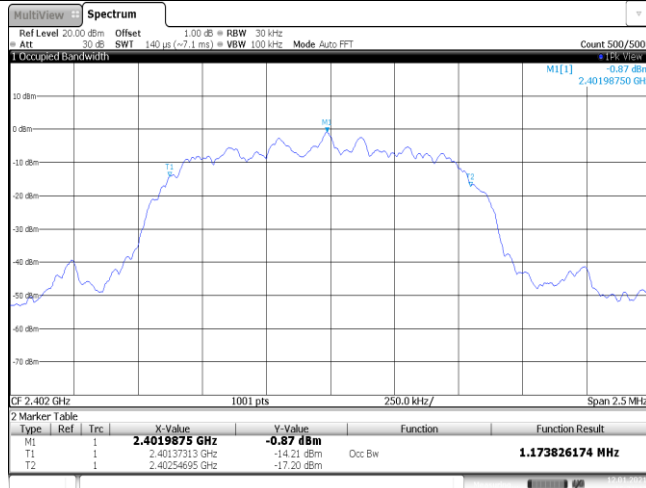
CH78



Date: 12_JAN 2021 15:23:42

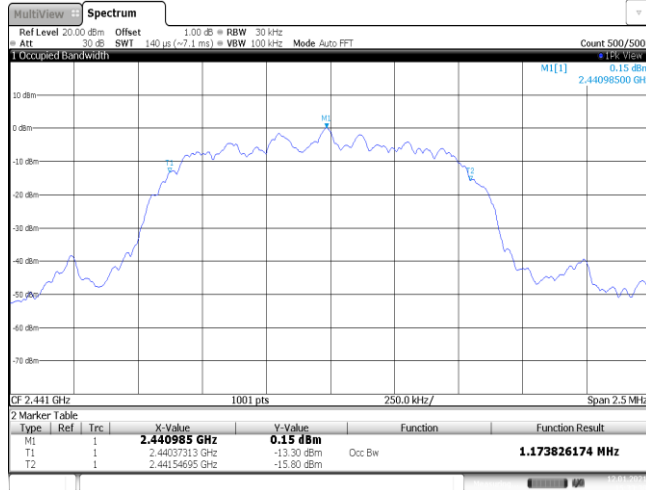
Modulation Type: **$\pi/4$ DQPSK**

CH00



Date: 12_JAN 2021 15:31:43

CH39



Date: 12_JAN 2021 15:33:08

CH78



Date: 12_JAN 2021 15:29:41

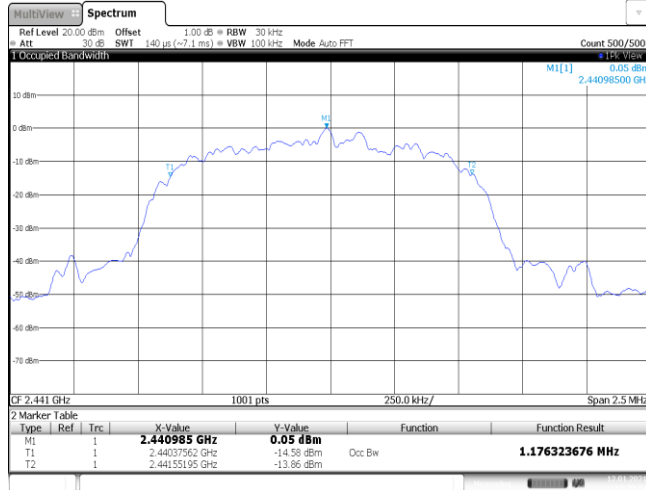
Modulation Type: 8DPSK

CH00



Date: 12_JAN 2021 15:44:00

CH39



Date: 12_JAN 2021 15:39:54

CH78



Date: 12_JAN 2021 15:42:03

Appendix D: Carrier Frequencies Separation

Modulation type	Channel	Carrier Frequencies Separation (MHz)	Limit (kHz) *	Result
GFSK	39	1.00	≥925.00	Pass
$\pi/4$ DQPSK	39	1.00	≥876.67	Pass
8DPSK	39	1.00	≥868.33	Pass

Note:

*: GFSK limit = The maximum 20 dB Bandwidth for GFSK modulation on the appendix B.

$\pi/4$ DQPSK limit = $2/3$ * The maximum 20 dB Bandwidth for $\pi/4$ DQPSK modulation on the appendix B.

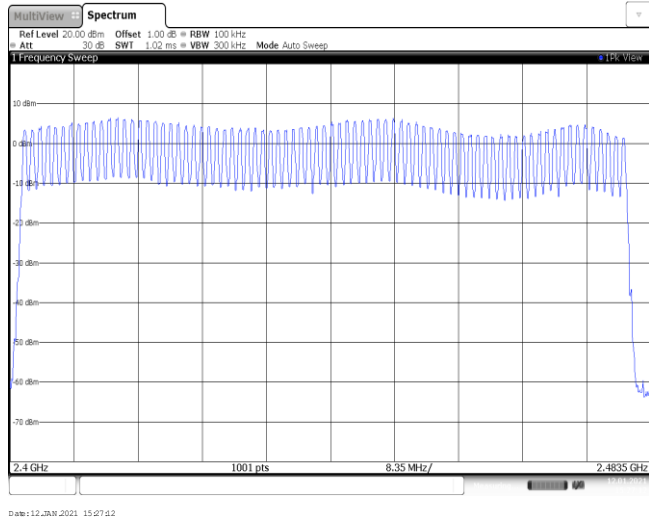
8DPSK limit = $2/3$ * The maximum 20 dB Bandwidth for 8DPSK modulation on the appendix B

<p style="text-align: center;">GFSK</p>	<p>MultiView Spectrum Ref Level 20.00 dBm Offset 1.00 dB = RBW 30 kHz Att 30 dB SWI 140 μs (~7.0 ms) = VBW 100 kHz Mode Auto FFT Count 100/100 #153 View M1[1] 2.44101708 GHz -2.28 dBm D1[1] 999.00 kHz 0.23 dB 2.44 GHz 1001 pts 300.0 kHz/ 2.443 GHz Date: 12_JAN 2021 15:26:09</p>
<p style="text-align: center;">$\pi/4$DQPSK</p>	<p>MultiView Spectrum Ref Level 20.00 dBm Offset 1.00 dB = RBW 30 kHz Att 30 dB SWI 140 μs (~7.0 ms) = VBW 100 kHz Mode Auto FFT Count 100/100 #153 View M1[1] 2.44098700 GHz -0.45 dBm D1[1] 1.00200 MHz 0.55 dB 2.44 GHz 1001 pts 300.0 kHz/ 2.443 GHz Date: 12_JAN 2021 15:26:14</p>
<p style="text-align: center;">8DPSK</p>	<p>MultiView Spectrum Ref Level 20.00 dBm Offset 1.00 dB = RBW 30 kHz Att 30 dB SWI 140 μs (~7.0 ms) = VBW 100 kHz Mode Auto FFT Count 100/100 #153 View M1[1] 2.44099000 GHz -0.35 dBm D1[1] 1.00200 MHz 0.18 dB 2.44 GHz 1001 pts 300.0 kHz/ 2.443 GHz Date: 12_JAN 2021 15:49:02</p>

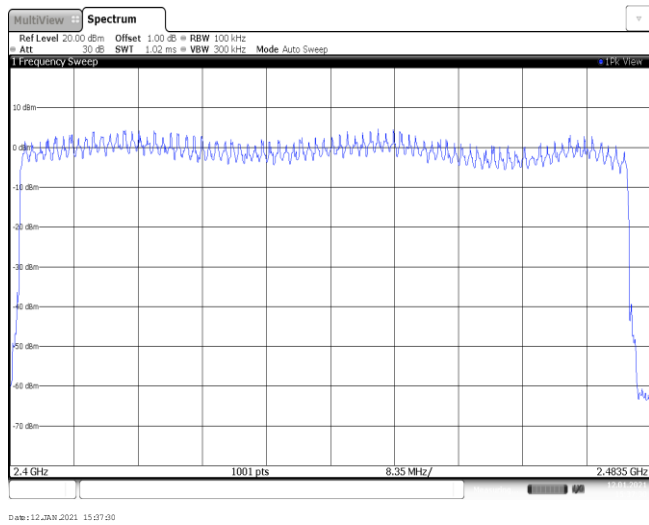
Appendix E: Hopping Channel Number

Modulation type	Channel number	Limit	Result
GFSK	79	≥15.00	Pass
π/4DQPSK	79		
8DPSK	79		

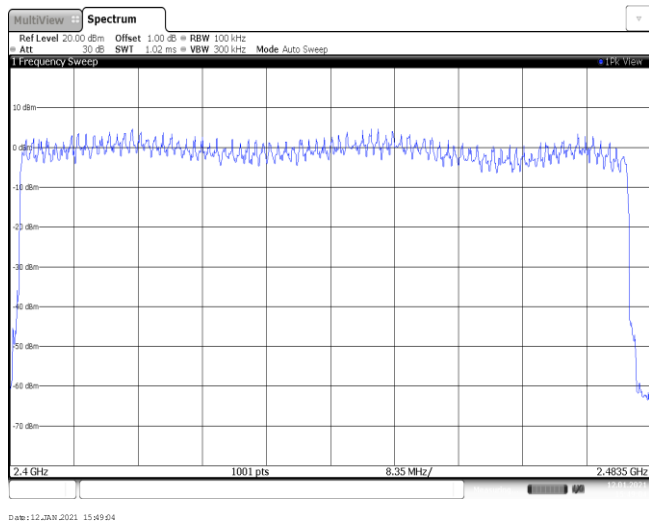
GFSK



$\pi/4$ DQPSK



8DPSK

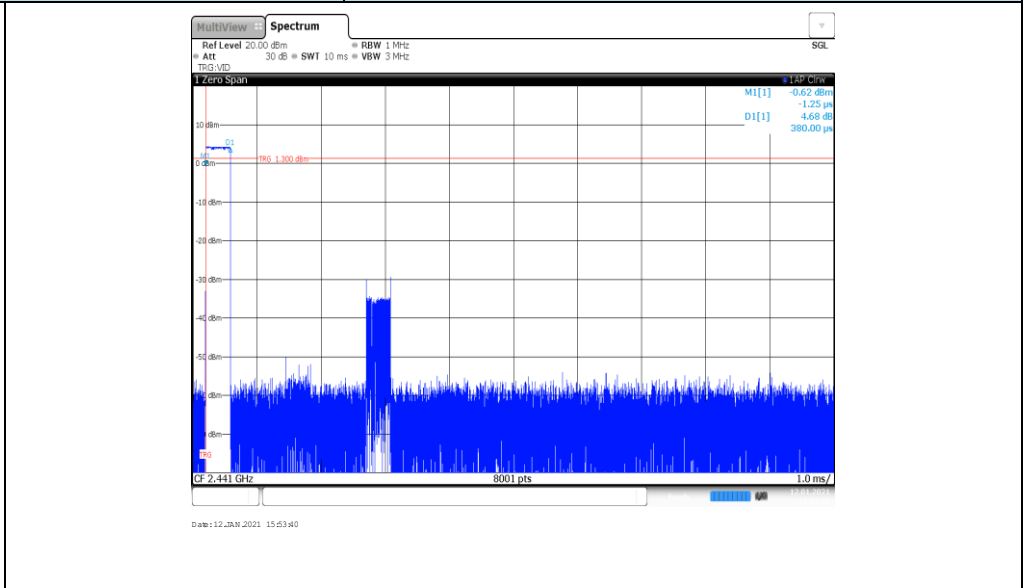


Appendix F: Dwell Time

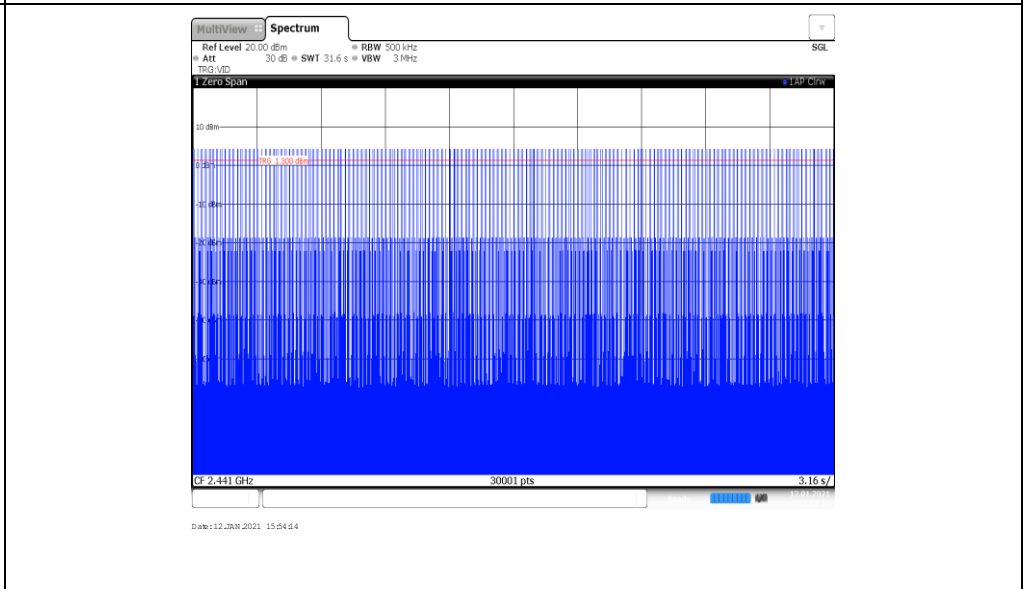
Modulation type	Packet	Burst Width [ms]	Total Hops[hop*ch]	Dwell time (Second)	Limit (Second)	Result
GFSK	DH1	0.38	314	0.12	≤ 0.40	Pass
	DH3	1.64	163	0.27		
	DH5	2.89	111	0.32		
π/4DQPSK	2DH1	0.39	316	0.12	≤ 0.40	Pass
	2DH3	1.64	148	0.24		
	2DH5	2.89	105	0.30		
8DPSK	3DH1	0.39	315	0.12	≤ 0.40	Pass
	3DH3	1.64	158	0.26		
	3DH5	2.89	98	0.28		

Modulation Type: GFSK

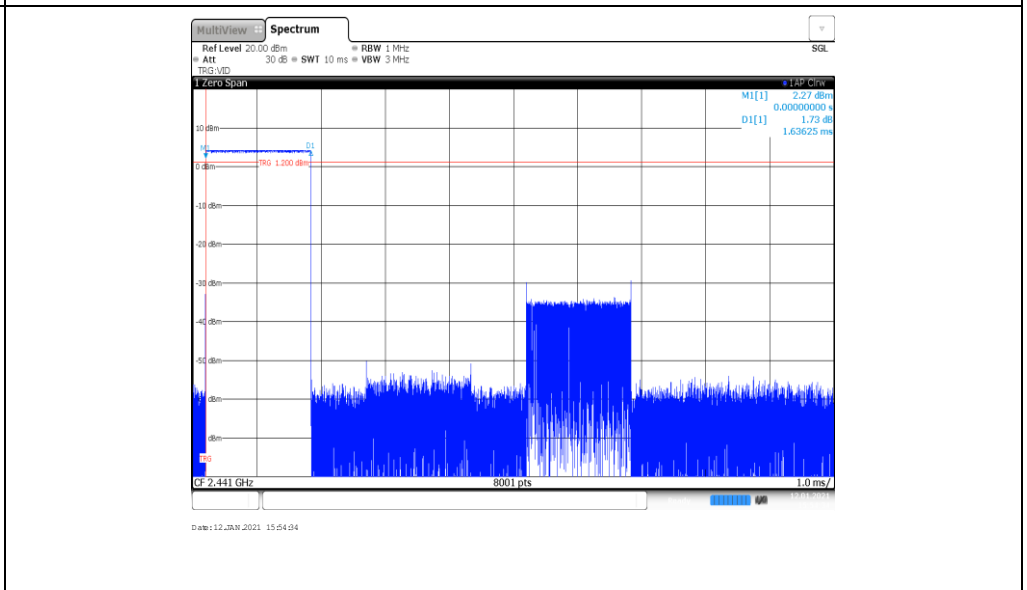
DH1
Burst width



DH1
Burst number



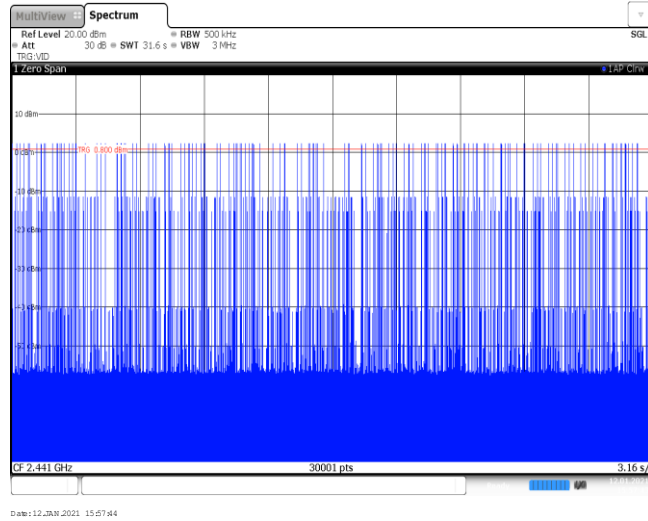
DH3
Burst width



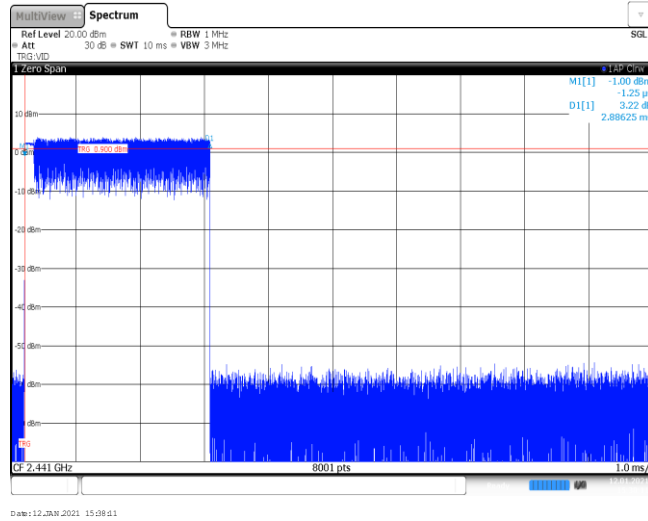
<p>DH3 Burst number</p>	<p>MultiView Spectrum Ref Level 20.00 dBm RBW 500 kHz Att 30 dB SWT 31.6 s VBW 3 MHz TRIG V/D 1 Zero Span CF 2.441 GHz 30001 pts 3.16 s Date: 12 JAN 2021 15:55:08</p>
<p>DH5 Burst width</p>	<p>MultiView Spectrum Ref Level 20.00 dBm RBW 1 MHz Att 30 dB SWT 10 ms VBW 3 MHz TRIG V/D 1 Zero Span CF 2.441 GHz 8001 pts 1.0 ms Date: 12 JAN 2021 15:27:63</p>
<p>DH5 Burst number</p>	<p>MultiView Spectrum Ref Level 20.00 dBm RBW 500 kHz Att 30 dB SWT 31.6 s VBW 3 MHz TRIG V/D 1 Zero Span CF 2.441 GHz 30001 pts 3.16 s Date: 12 JAN 2021 15:28:27</p>

Modulation Type: $\pi/4$ DQPSK	
2DH1 Burst width	<p>Ref Level 20.00 dBm Att 30 dB RBW 1 MHz SWT 10 ms VBW 3 MHz</p> <p>M[1] -4.21 dBm -1.25 μs D[1] 9.30 dB 386.25 μs</p> <p>CF 2.441 GHz 8001 pts 1.0 ms/</p> <p>Date: 12 JAN 2021 15:56:40</p>
2DH1 Burst number	<p>Ref Level 20.00 dBm Att 30 dB RBW 500 kHz SWT 31.6 s VBW 3 MHz</p> <p>CF 2.441 GHz 30001 pts 3.16 s/</p> <p>Date: 12 JAN 2021 15:56:44</p>
2DH3 Burst width	<p>Ref Level 20.00 dBm Att 30 dB RBW 1 MHz SWT 10 ms VBW 3 MHz</p> <p>M[1] -4.44 dBm -1.25 μs D[1] 6.10 dB 1.63875 ms</p> <p>CF 2.441 GHz 8001 pts 1.0 ms/</p> <p>Date: 12 JAN 2021 15:57:09</p>

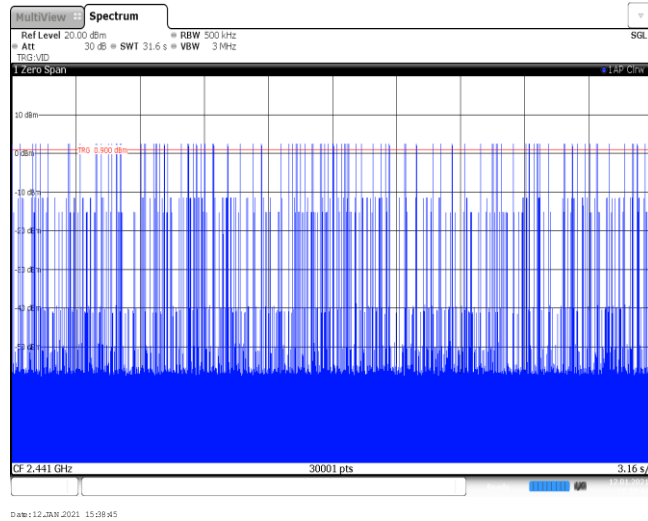
2DH3
Burst number



2DH5
Burst width

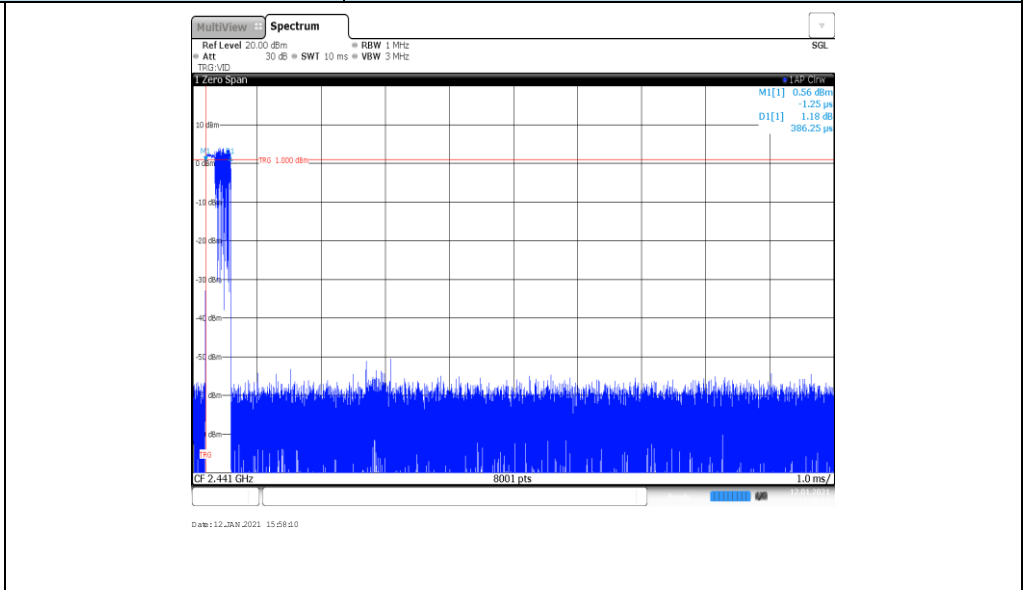


2DH5
Burst number

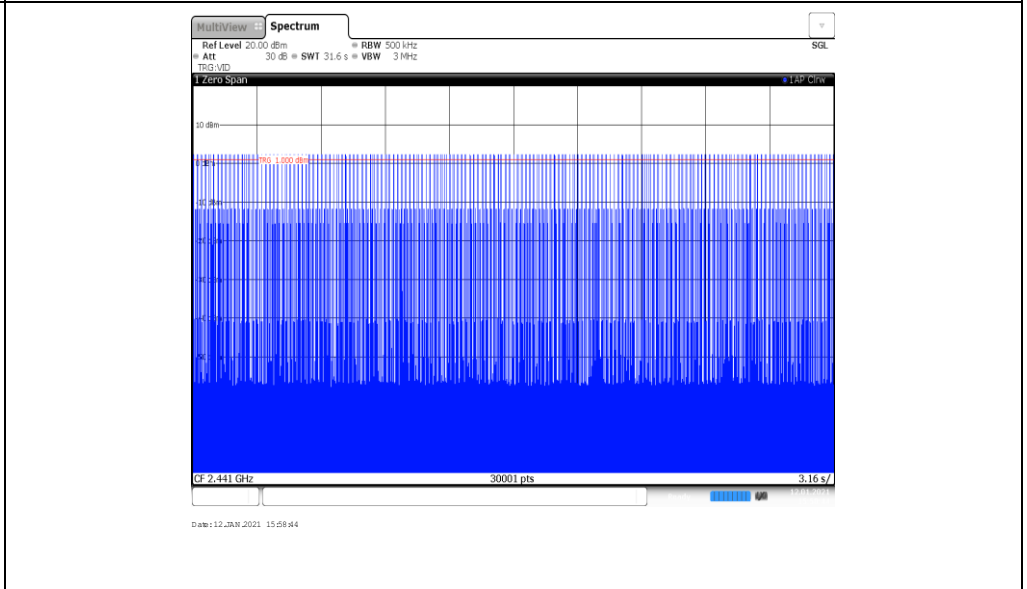


Modulation Type: 8DPSK

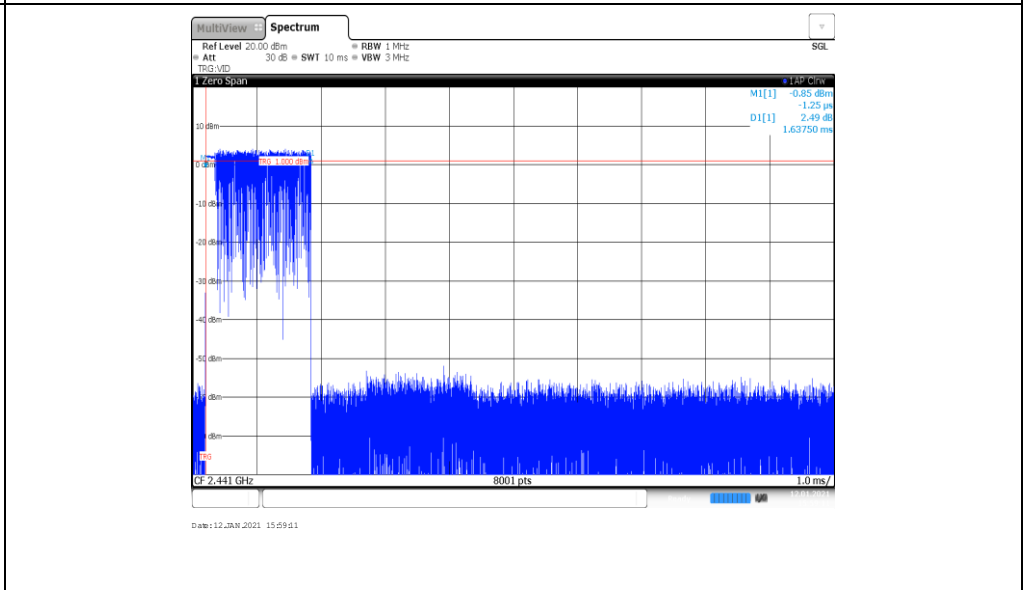
3DH1
Burst width



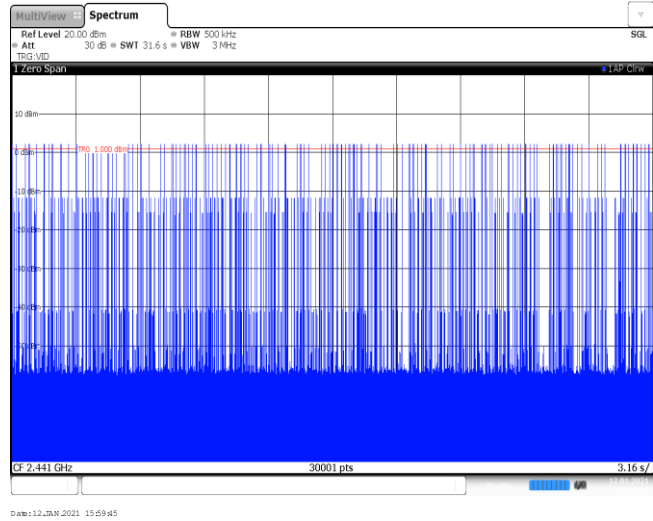
3DH1
Burst number



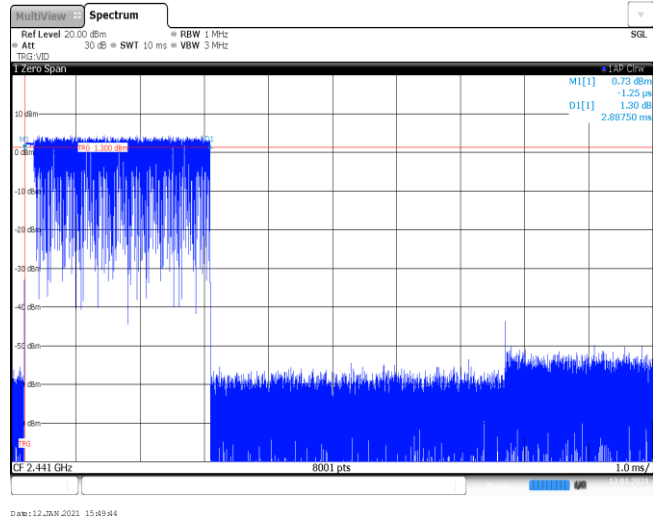
3DH3
Burst width



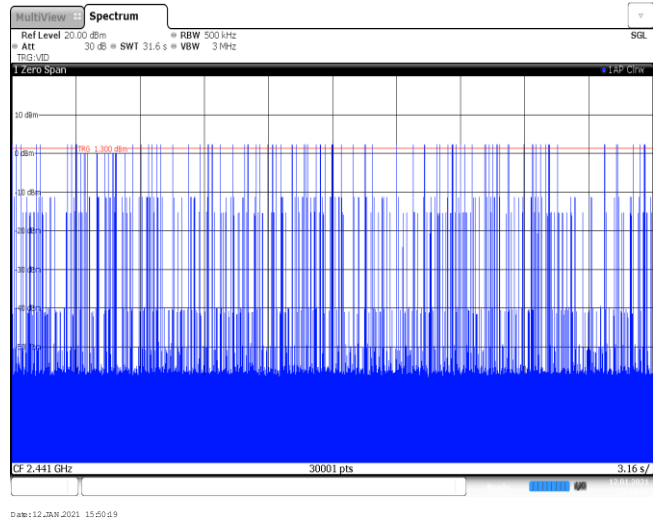
3DH3
Burst number



3DH5
Burst width



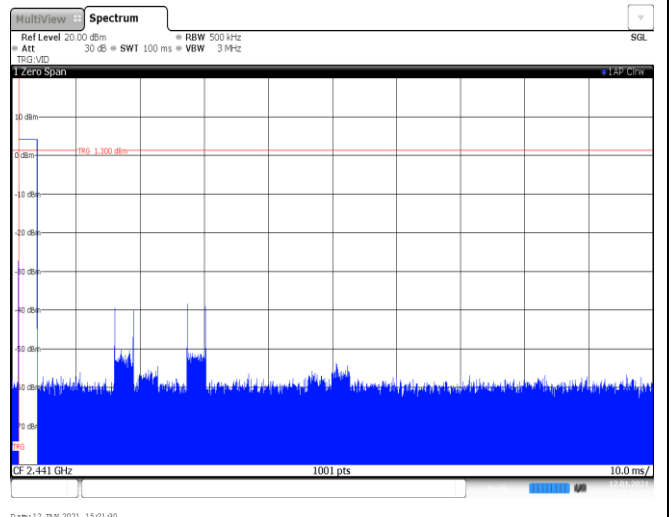
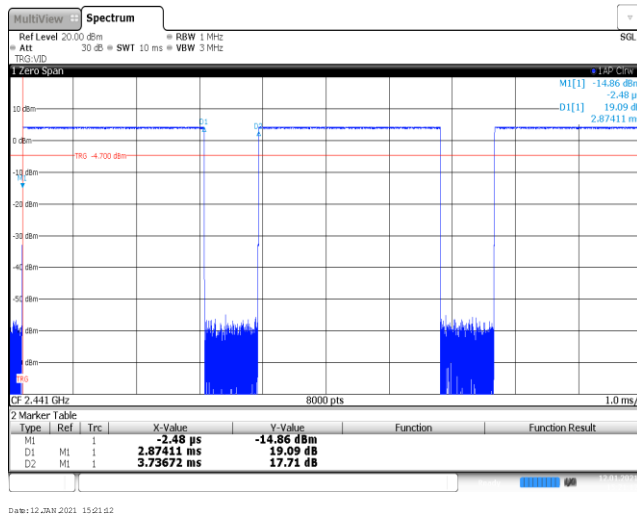
3DH5
Burst number



Appendix G: Duty Cycle Correction Factor (DCCF)

DCCF Calculate Formula					
DCCF=20 * Log(duty cycle) = 20 * Log($T_{on\ time} / T_{period}$)					
Modulation type	Test Frequency (MHz)	$T_{on\ time}$ for single burst [ms]	T_{period} [ms]	Burst Quantity	DCCF [dB]
GFSK	2441	2.87	100	1	-30.84
$\pi/4$ DQPSK	2441	2.87	100	1	-30.84
8DPSK	2441	2.88	100	4	-18.77

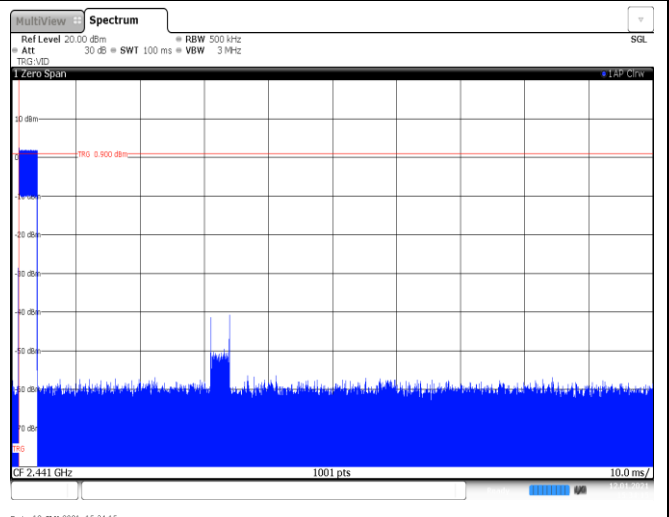
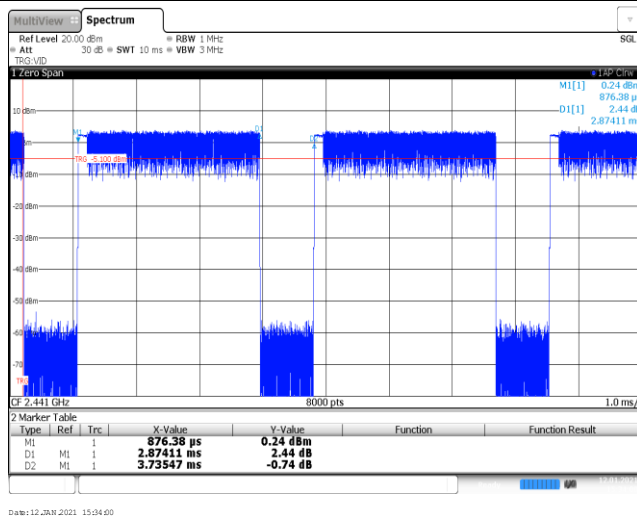
GFSK



T_{on} time for single burst

Burst Quantity

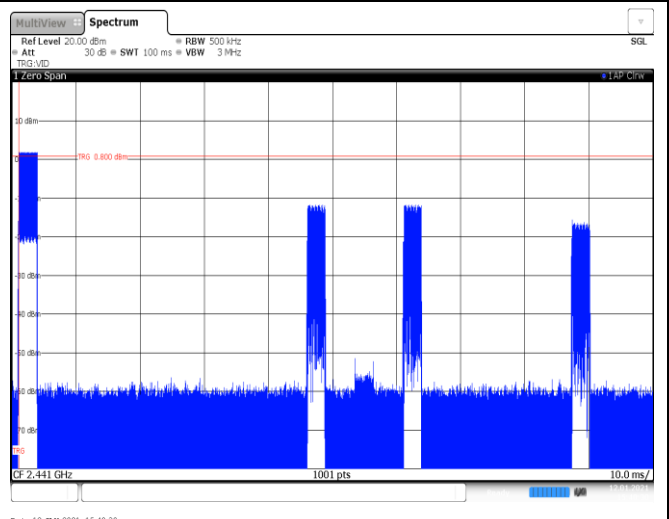
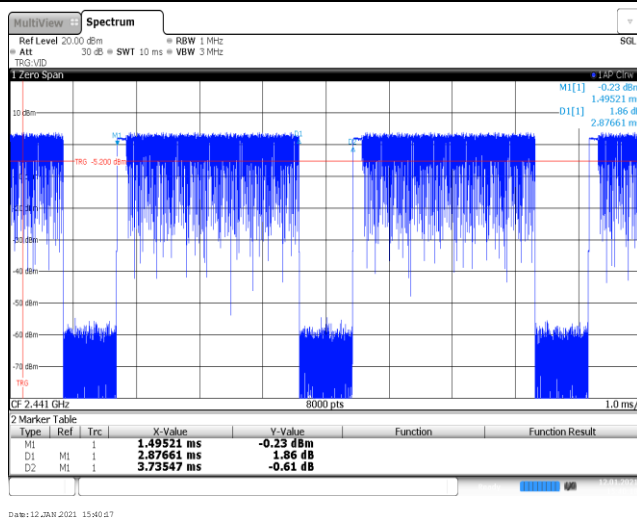
$\pi/4$ DQPSK



T_{on} time for single burst

Burst Quantity

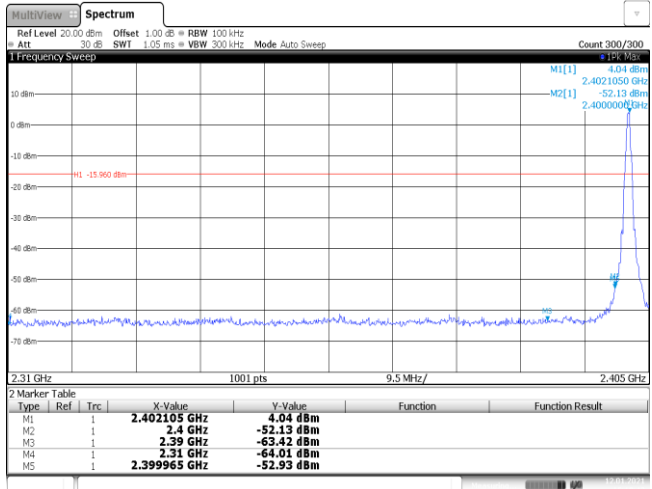
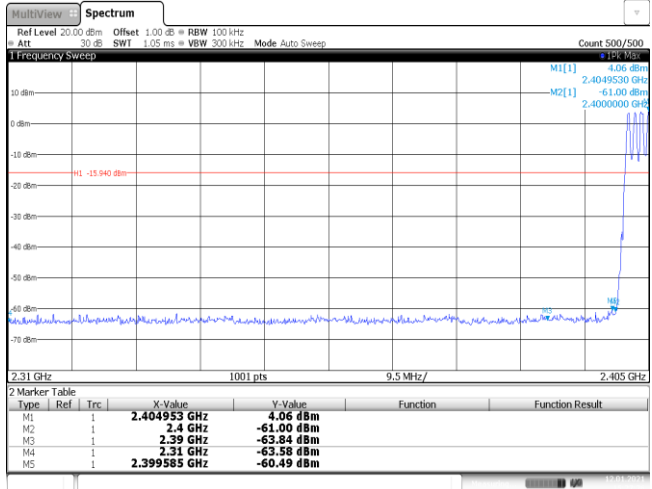
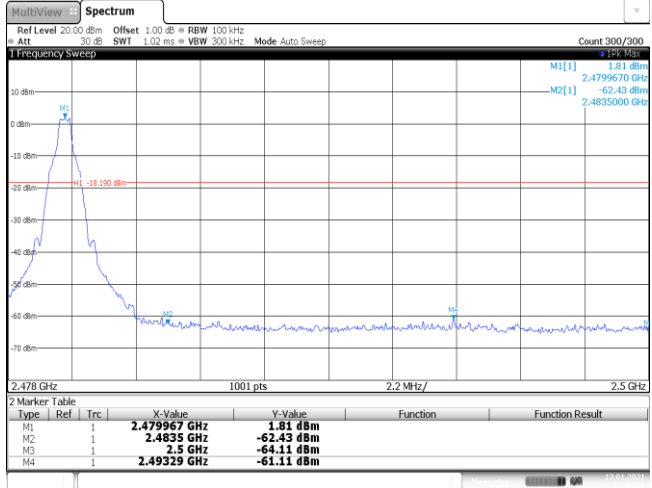
8DPSK



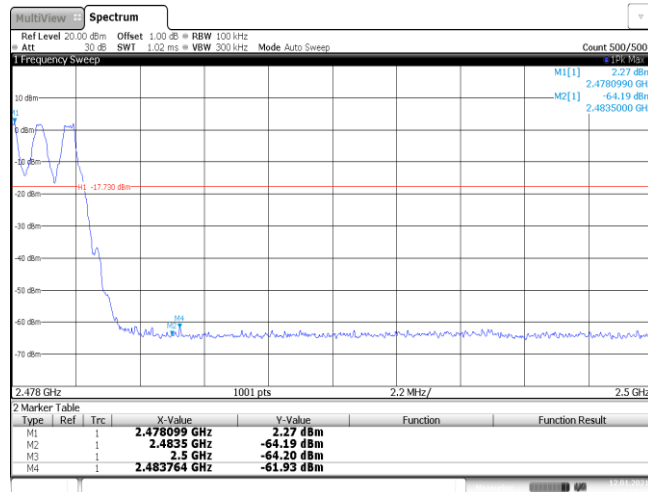
T_{on} time for single burst

Burst Quantity

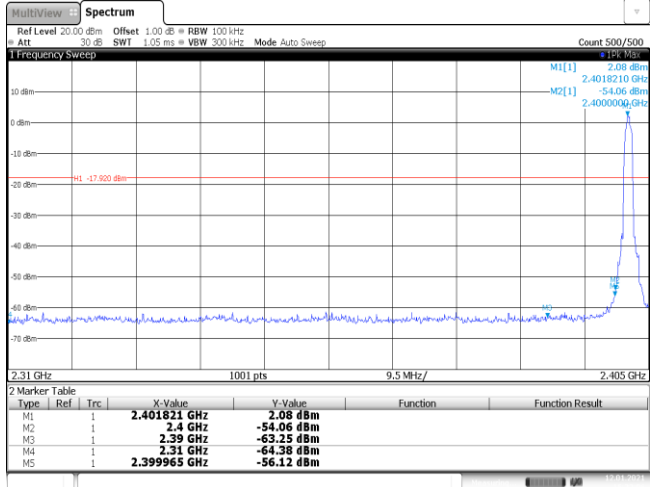
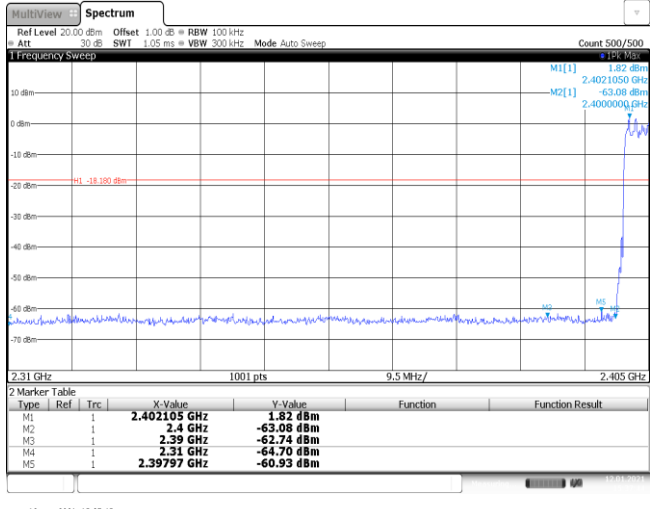
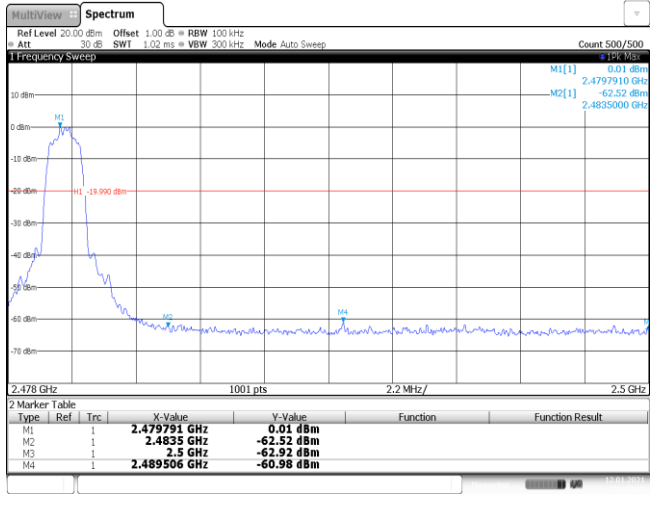
Appendix H: Band edge and Spurious Emissions (conducted)

Test Item:	Band edge	Modulation type:	GFSK
<p>CH00 No hopping mode</p>			
<p>CH00 Hopping mode</p>			
<p>CH78 No hopping mode</p>			

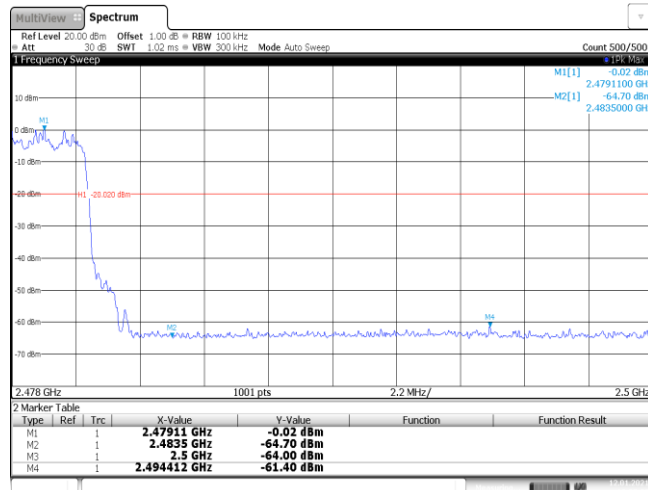
CH78
Hopping mode



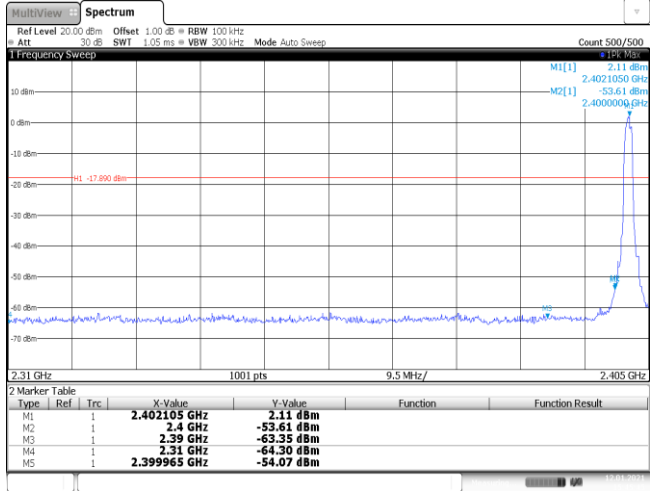
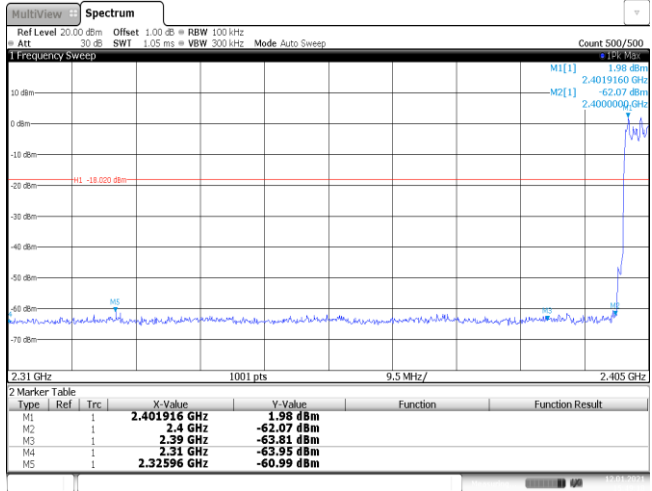
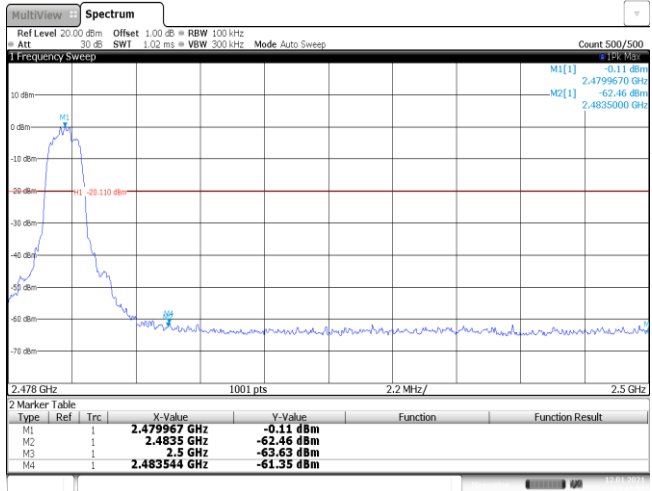
Date: 12 JAN 2021 15:27:41

Test Item:	Band edge	Modulation type:	$\pi/4$ DQPSK																																										
<p>CH00 No hopping mode</p>	 <table border="1" data-bbox="683 638 1337 728"> <caption>2 Marker Table</caption> <thead> <tr> <th>Type</th> <th>Ref</th> <th>Trc</th> <th>X-Value</th> <th>Y-Value</th> <th>Function</th> <th>Function Result</th> </tr> </thead> <tbody> <tr> <td>M1</td> <td>1</td> <td></td> <td>2.401821 GHz</td> <td>2.08 dBm</td> <td></td> <td></td> </tr> <tr> <td>M2</td> <td>1</td> <td></td> <td>2.4 GHz</td> <td>-54.06 dBm</td> <td></td> <td></td> </tr> <tr> <td>M3</td> <td>1</td> <td></td> <td>2.39 GHz</td> <td>-63.25 dBm</td> <td></td> <td></td> </tr> <tr> <td>M4</td> <td>1</td> <td></td> <td>2.31 GHz</td> <td>-64.38 dBm</td> <td></td> <td></td> </tr> <tr> <td>M5</td> <td>1</td> <td></td> <td>2.399965 GHz</td> <td>-56.12 dBm</td> <td></td> <td></td> </tr> </tbody> </table> <p>Date: 12_JAN 2021 15:32:07</p>			Type	Ref	Trc	X-Value	Y-Value	Function	Function Result	M1	1		2.401821 GHz	2.08 dBm			M2	1		2.4 GHz	-54.06 dBm			M3	1		2.39 GHz	-63.25 dBm			M4	1		2.31 GHz	-64.38 dBm			M5	1		2.399965 GHz	-56.12 dBm		
Type	Ref	Trc	X-Value	Y-Value	Function	Function Result																																							
M1	1		2.401821 GHz	2.08 dBm																																									
M2	1		2.4 GHz	-54.06 dBm																																									
M3	1		2.39 GHz	-63.25 dBm																																									
M4	1		2.31 GHz	-64.38 dBm																																									
M5	1		2.399965 GHz	-56.12 dBm																																									
<p>CH00 Hopping mode</p>	 <table border="1" data-bbox="683 1176 1337 1265"> <caption>2 Marker Table</caption> <thead> <tr> <th>Type</th> <th>Ref</th> <th>Trc</th> <th>X-Value</th> <th>Y-Value</th> <th>Function</th> <th>Function Result</th> </tr> </thead> <tbody> <tr> <td>M1</td> <td>1</td> <td></td> <td>2.402105 GHz</td> <td>1.82 dBm</td> <td></td> <td></td> </tr> <tr> <td>M2</td> <td>1</td> <td></td> <td>2.4 GHz</td> <td>-63.08 dBm</td> <td></td> <td></td> </tr> <tr> <td>M3</td> <td>1</td> <td></td> <td>2.39 GHz</td> <td>-62.74 dBm</td> <td></td> <td></td> </tr> <tr> <td>M4</td> <td>1</td> <td></td> <td>2.31 GHz</td> <td>-64.70 dBm</td> <td></td> <td></td> </tr> <tr> <td>M5</td> <td>1</td> <td></td> <td>2.39797 GHz</td> <td>-60.93 dBm</td> <td></td> <td></td> </tr> </tbody> </table> <p>Date: 12_JAN 2021 15:07:45</p>			Type	Ref	Trc	X-Value	Y-Value	Function	Function Result	M1	1		2.402105 GHz	1.82 dBm			M2	1		2.4 GHz	-63.08 dBm			M3	1		2.39 GHz	-62.74 dBm			M4	1		2.31 GHz	-64.70 dBm			M5	1		2.39797 GHz	-60.93 dBm		
Type	Ref	Trc	X-Value	Y-Value	Function	Function Result																																							
M1	1		2.402105 GHz	1.82 dBm																																									
M2	1		2.4 GHz	-63.08 dBm																																									
M3	1		2.39 GHz	-62.74 dBm																																									
M4	1		2.31 GHz	-64.70 dBm																																									
M5	1		2.39797 GHz	-60.93 dBm																																									
<p>CH78 No hopping mode</p>	 <table border="1" data-bbox="683 1736 1337 1825"> <caption>2 Marker Table</caption> <thead> <tr> <th>Type</th> <th>Ref</th> <th>Trc</th> <th>X-Value</th> <th>Y-Value</th> <th>Function</th> <th>Function Result</th> </tr> </thead> <tbody> <tr> <td>M1</td> <td>1</td> <td></td> <td>2.479791 GHz</td> <td>0.01 dBm</td> <td></td> <td></td> </tr> <tr> <td>M2</td> <td>1</td> <td></td> <td>2.4835 GHz</td> <td>-62.52 dBm</td> <td></td> <td></td> </tr> <tr> <td>M3</td> <td>1</td> <td></td> <td>2.5 GHz</td> <td>-62.92 dBm</td> <td></td> <td></td> </tr> <tr> <td>M4</td> <td>1</td> <td></td> <td>2.489506 GHz</td> <td>-60.98 dBm</td> <td></td> <td></td> </tr> </tbody> </table> <p>Date: 12_JAN 2021 15:30:05</p>			Type	Ref	Trc	X-Value	Y-Value	Function	Function Result	M1	1		2.479791 GHz	0.01 dBm			M2	1		2.4835 GHz	-62.52 dBm			M3	1		2.5 GHz	-62.92 dBm			M4	1		2.489506 GHz	-60.98 dBm									
Type	Ref	Trc	X-Value	Y-Value	Function	Function Result																																							
M1	1		2.479791 GHz	0.01 dBm																																									
M2	1		2.4835 GHz	-62.52 dBm																																									
M3	1		2.5 GHz	-62.92 dBm																																									
M4	1		2.489506 GHz	-60.98 dBm																																									

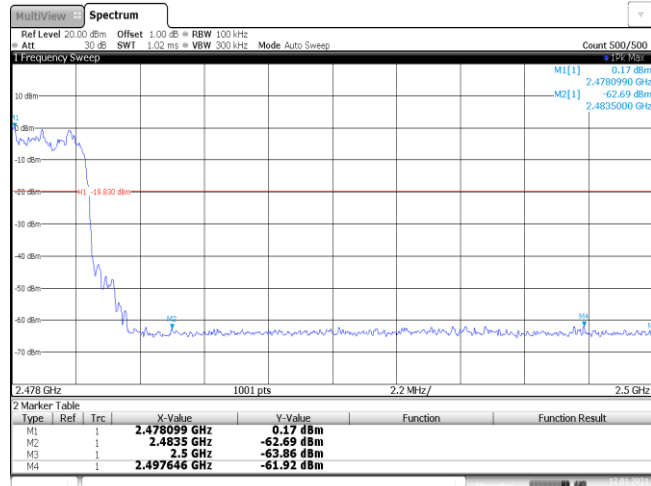
CH78
Hopping mode



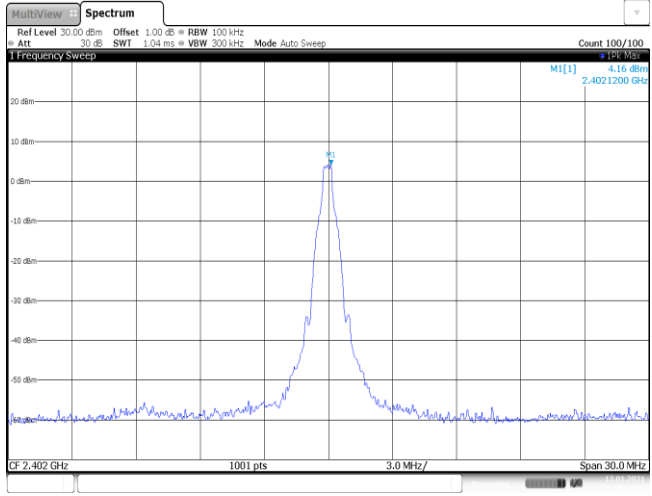
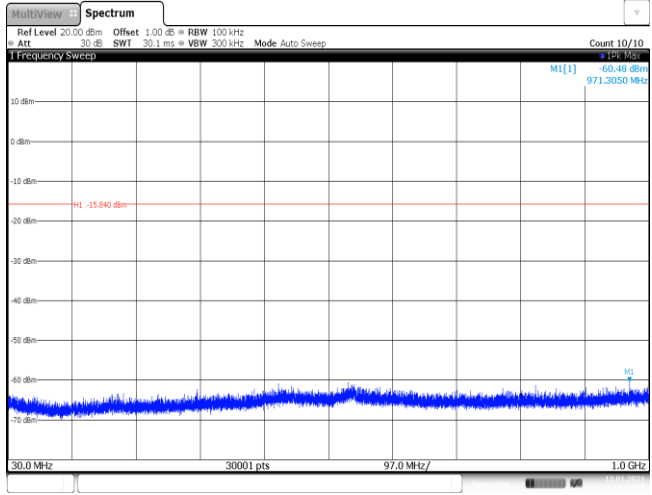
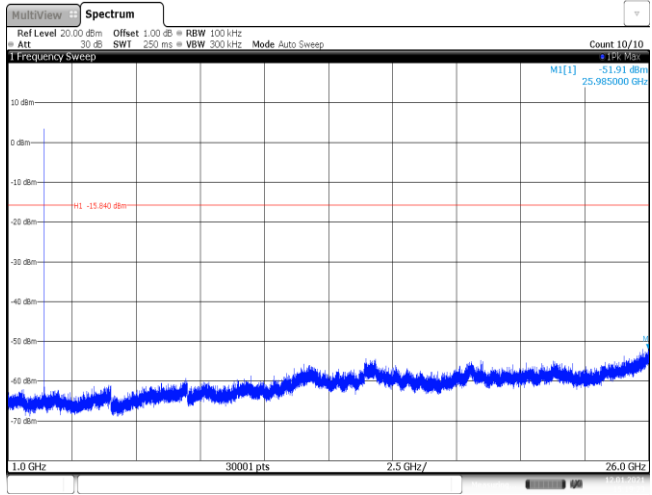
Date: 12 JAN 2021 15:37:59

Test Item:	Band edge	Modulation type:	8DPSK																																										
<p>CH00 No hopping mode</p>	 <p>2 Marker Table</p> <table border="1"> <thead> <tr> <th>Type</th> <th>Ref</th> <th>Trc</th> <th>X-Value</th> <th>Y-Value</th> <th>Function</th> <th>Function Result</th> </tr> </thead> <tbody> <tr> <td>M1</td> <td>1</td> <td></td> <td>2.402105 GHz</td> <td>-2.11 dBm</td> <td></td> <td></td> </tr> <tr> <td>M2</td> <td>1</td> <td></td> <td>2.4 GHz</td> <td>-53.61 dBm</td> <td></td> <td></td> </tr> <tr> <td>M3</td> <td>1</td> <td></td> <td>2.39 GHz</td> <td>-63.35 dBm</td> <td></td> <td></td> </tr> <tr> <td>M4</td> <td>1</td> <td></td> <td>2.31 GHz</td> <td>-64.30 dBm</td> <td></td> <td></td> </tr> <tr> <td>M5</td> <td>1</td> <td></td> <td>2.399965 GHz</td> <td>-54.07 dBm</td> <td></td> <td></td> </tr> </tbody> </table> <p>Date: 12_JAN 2021 15:45:44</p>			Type	Ref	Trc	X-Value	Y-Value	Function	Function Result	M1	1		2.402105 GHz	-2.11 dBm			M2	1		2.4 GHz	-53.61 dBm			M3	1		2.39 GHz	-63.35 dBm			M4	1		2.31 GHz	-64.30 dBm			M5	1		2.399965 GHz	-54.07 dBm		
Type	Ref	Trc	X-Value	Y-Value	Function	Function Result																																							
M1	1		2.402105 GHz	-2.11 dBm																																									
M2	1		2.4 GHz	-53.61 dBm																																									
M3	1		2.39 GHz	-63.35 dBm																																									
M4	1		2.31 GHz	-64.30 dBm																																									
M5	1		2.399965 GHz	-54.07 dBm																																									
<p>CH00 Hopping mode</p>	 <p>2 Marker Table</p> <table border="1"> <thead> <tr> <th>Type</th> <th>Ref</th> <th>Trc</th> <th>X-Value</th> <th>Y-Value</th> <th>Function</th> <th>Function Result</th> </tr> </thead> <tbody> <tr> <td>M1</td> <td>1</td> <td></td> <td>2.401916 GHz</td> <td>-1.98 dBm</td> <td></td> <td></td> </tr> <tr> <td>M2</td> <td>1</td> <td></td> <td>2.4 GHz</td> <td>-62.07 dBm</td> <td></td> <td></td> </tr> <tr> <td>M3</td> <td>1</td> <td></td> <td>2.39 GHz</td> <td>-63.81 dBm</td> <td></td> <td></td> </tr> <tr> <td>M4</td> <td>1</td> <td></td> <td>2.31 GHz</td> <td>-63.95 dBm</td> <td></td> <td></td> </tr> <tr> <td>M5</td> <td>1</td> <td></td> <td>2.32596 GHz</td> <td>-60.99 dBm</td> <td></td> <td></td> </tr> </tbody> </table> <p>Date: 12_JAN 2021 15:49:18</p>			Type	Ref	Trc	X-Value	Y-Value	Function	Function Result	M1	1		2.401916 GHz	-1.98 dBm			M2	1		2.4 GHz	-62.07 dBm			M3	1		2.39 GHz	-63.81 dBm			M4	1		2.31 GHz	-63.95 dBm			M5	1		2.32596 GHz	-60.99 dBm		
Type	Ref	Trc	X-Value	Y-Value	Function	Function Result																																							
M1	1		2.401916 GHz	-1.98 dBm																																									
M2	1		2.4 GHz	-62.07 dBm																																									
M3	1		2.39 GHz	-63.81 dBm																																									
M4	1		2.31 GHz	-63.95 dBm																																									
M5	1		2.32596 GHz	-60.99 dBm																																									
<p>CH78 No hopping mode</p>	 <p>2 Marker Table</p> <table border="1"> <thead> <tr> <th>Type</th> <th>Ref</th> <th>Trc</th> <th>X-Value</th> <th>Y-Value</th> <th>Function</th> <th>Function Result</th> </tr> </thead> <tbody> <tr> <td>M1</td> <td>1</td> <td></td> <td>2.479967 GHz</td> <td>-0.11 dBm</td> <td></td> <td></td> </tr> <tr> <td>M2</td> <td>1</td> <td></td> <td>2.4835 GHz</td> <td>-62.46 dBm</td> <td></td> <td></td> </tr> <tr> <td>M3</td> <td>1</td> <td></td> <td>2.5 GHz</td> <td>-63.63 dBm</td> <td></td> <td></td> </tr> <tr> <td>M4</td> <td>1</td> <td></td> <td>2.483544 GHz</td> <td>-61.35 dBm</td> <td></td> <td></td> </tr> </tbody> </table> <p>Date: 12_JAN 2021 15:42:57</p>			Type	Ref	Trc	X-Value	Y-Value	Function	Function Result	M1	1		2.479967 GHz	-0.11 dBm			M2	1		2.4835 GHz	-62.46 dBm			M3	1		2.5 GHz	-63.63 dBm			M4	1		2.483544 GHz	-61.35 dBm									
Type	Ref	Trc	X-Value	Y-Value	Function	Function Result																																							
M1	1		2.479967 GHz	-0.11 dBm																																									
M2	1		2.4835 GHz	-62.46 dBm																																									
M3	1		2.5 GHz	-63.63 dBm																																									
M4	1		2.483544 GHz	-61.35 dBm																																									

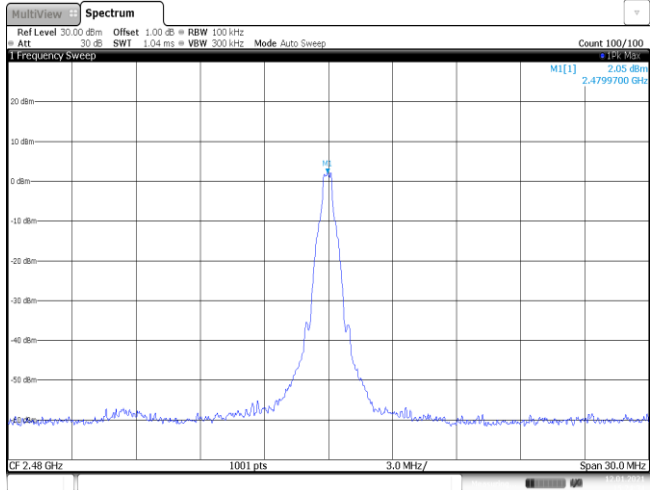
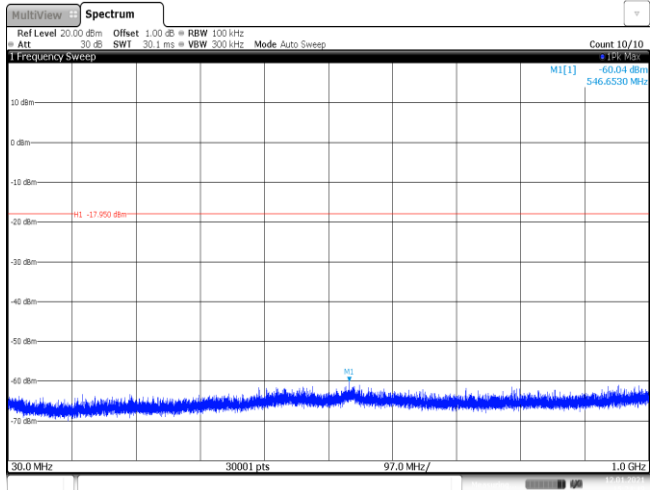
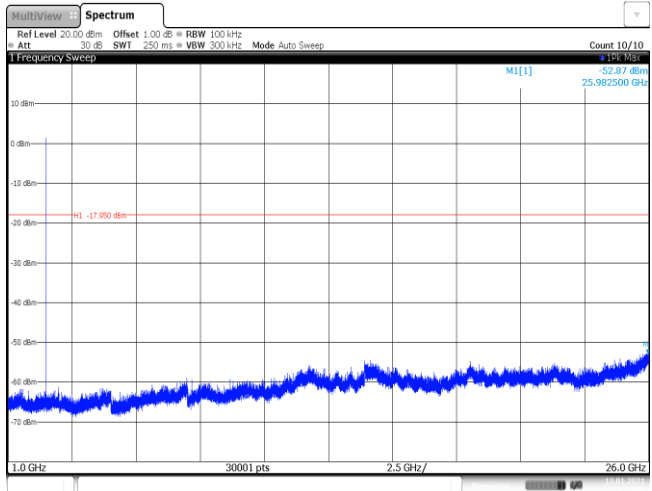
CH78
Hoppig mode

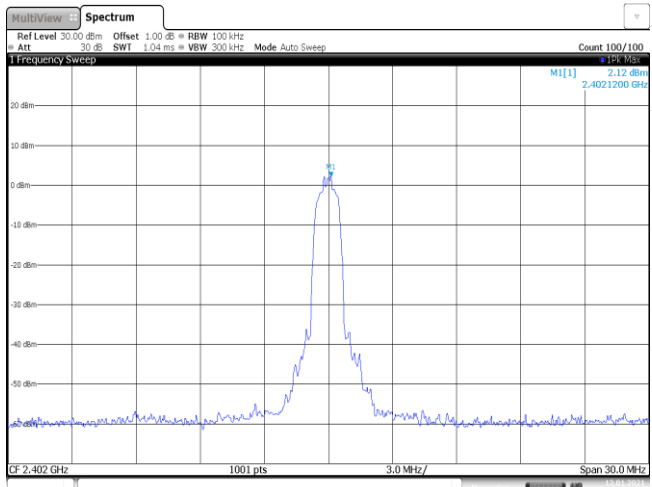
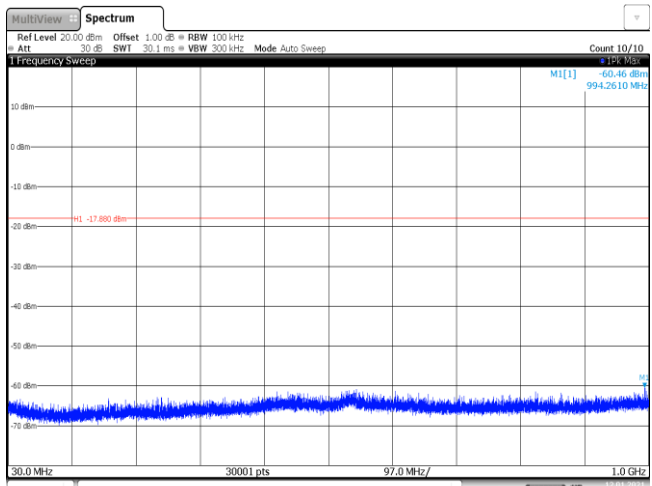
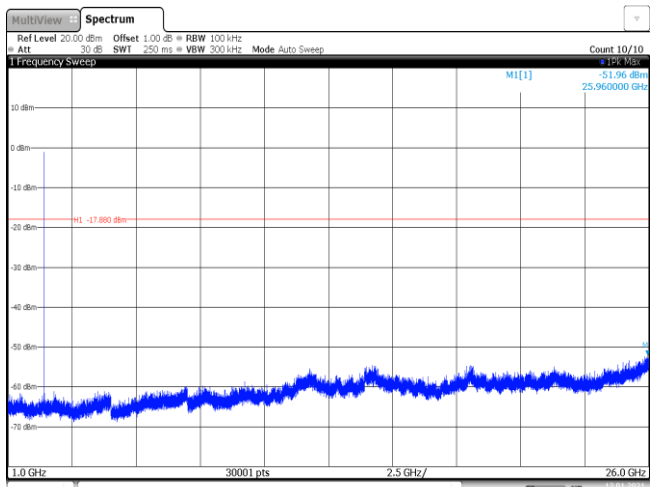


Date: 12 JAN 2021 15:49:03

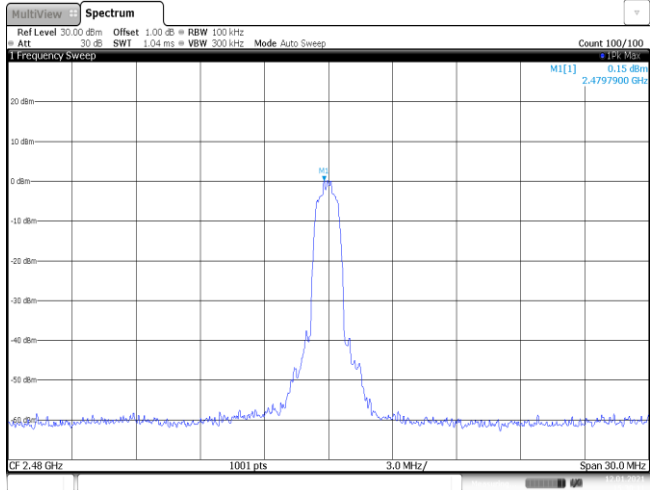
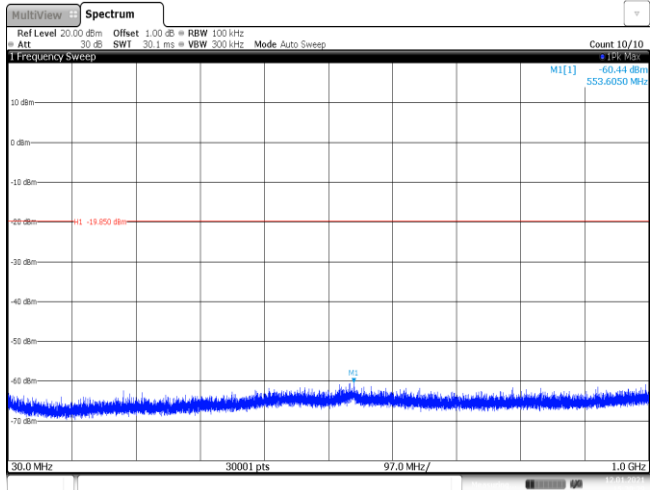
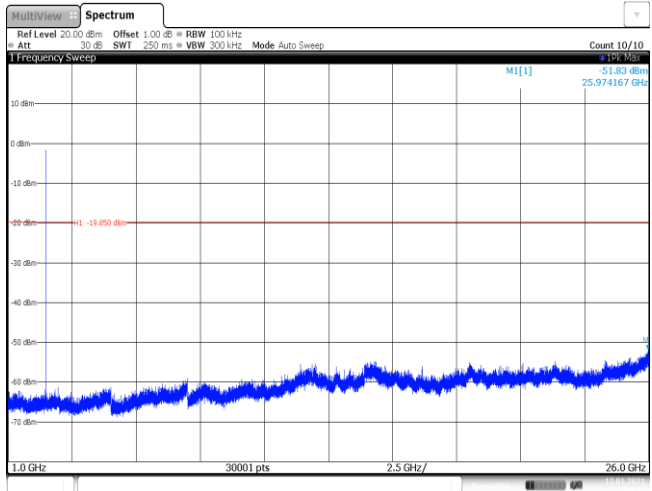
Test Item:	Spurious Emission	Modulation type:	GFSK
<p>CH00 Reference level</p>	 <p>Date: 12_JAN 2021 15:18:51</p>		
<p>CH00 30MHz~1000MHz</p>	 <p>Date: 12_JAN 2021 15:19:07</p>		
<p>CH00 1GHz~26GHz</p>	 <p>Date: 12_JAN 2021 15:19:23</p>		

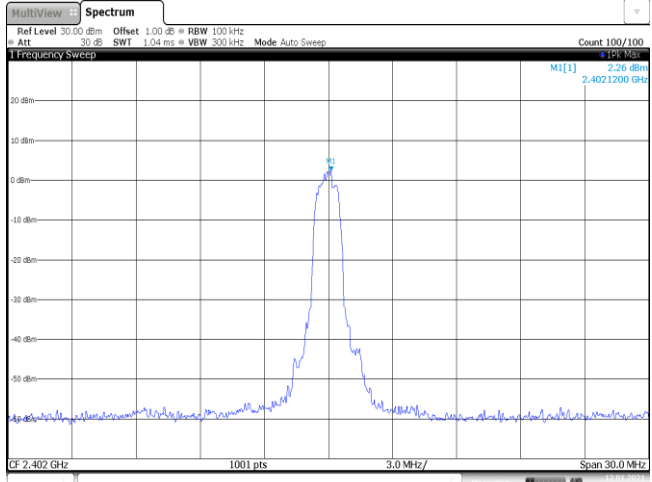
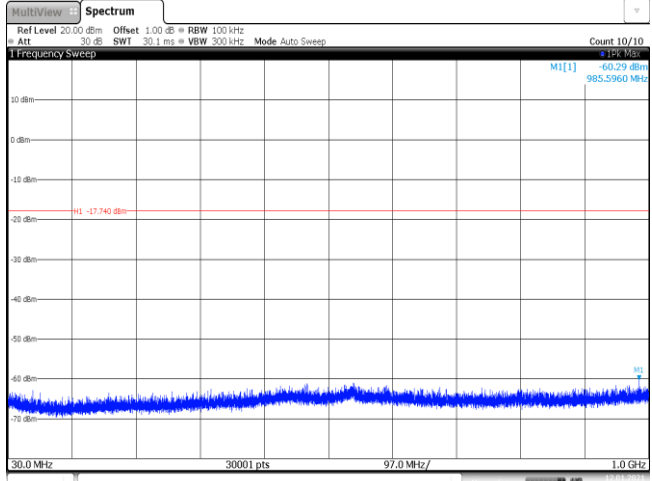
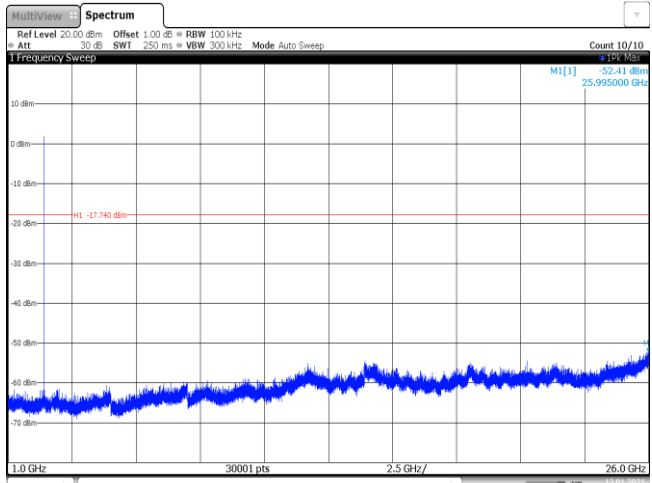
<p>CH39 Reference level</p>	<p>Ref Level 30.00 dBm Offset 1.00 dB RBW 100 kHz Att -30 dB SWF 1.04 ms VBW 300 kHz Mode Auto Sweep Count 100/100 M1[1] 5.23 dBm 2.4409700 GHz</p> <p>CF 2.441 GHz 1001 pts 3.0 MHz/ Span 30.0 MHz</p> <p>Date: 12 JAN 2021 15:21:61</p>
<p>CH39 30MHz~1000MHz</p>	<p>Ref Level 20.00 dBm Offset 1.00 dB RBW 100 kHz Att -30 dB SWF 30.1 ms VBW 300 kHz Mode Auto Sweep Count 10/10 M1[1] -60.73 dBm 554.4130 MHz</p> <p>30.0 MHz 30001 pts 97.0 MHz/ 1.0 GHz</p> <p>Date: 12 JAN 2021 15:22:97</p>
<p>CH39 1GHz~26GHz</p>	<p>Ref Level 20.00 dBm Offset 1.00 dB RBW 100 kHz Att -30 dB SWF 250 ms VBW 300 kHz Mode Auto Sweep Count 10/10 M1[1] -51.68 dBm 25.770833 GHz</p> <p>1.0 GHz 30001 pts 2.5 GHz/ 26.0 GHz</p> <p>Date: 12 JAN 2021 15:22:24</p>

<p>CH78 Reference level</p>	 <p>MultiView Spectrum Ref Level 30.00 dBm Offset 1.00 dB RBW 100 kHz Att -30 dB SWT 1.04 ms VBW 300 kHz Mode Auto Sweep Count 100/100 1 Frequency Sweep MI[1] 2.05 dBm 2.4799700 GHz CF 2.48 GHz 1001 pts 3.0 MHz/ Span 30.0 MHz Date: 12 JAN 2021 15:24:03</p>
<p>CH78 30MHz~1000MHz</p>	 <p>MultiView Spectrum Ref Level 20.00 dBm Offset 1.00 dB RBW 100 kHz Att -30 dB SWT 30.1 ms VBW 300 kHz Mode Auto Sweep Count 10/10 1 Frequency Sweep MI[1] -60.04 dBm 546.6530 MHz MI -17.950 dBm 30.0 MHz 30001 pts 97.0 MHz/ 1.0 GHz Date: 12 JAN 2021 15:24:19</p>
<p>CH78 1GHz~26GHz</p>	 <p>MultiView Spectrum Ref Level 20.00 dBm Offset 1.00 dB RBW 100 kHz Att -30 dB SWT 250 ms VBW 300 kHz Mode Auto Sweep Count 10/10 1 Frequency Sweep MI[1] -52.87 dBm 25.982500 GHz MI -17.950 dBm 1.0 GHz 30001 pts 2.5 GHz/ 26.0 GHz Date: 12 JAN 2021 15:25:06</p>

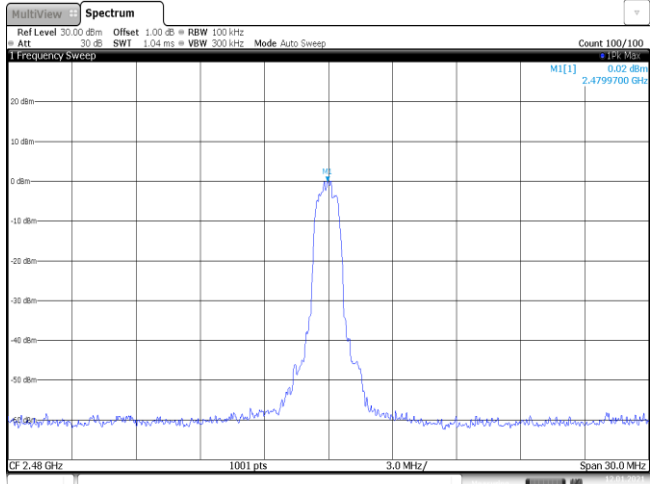
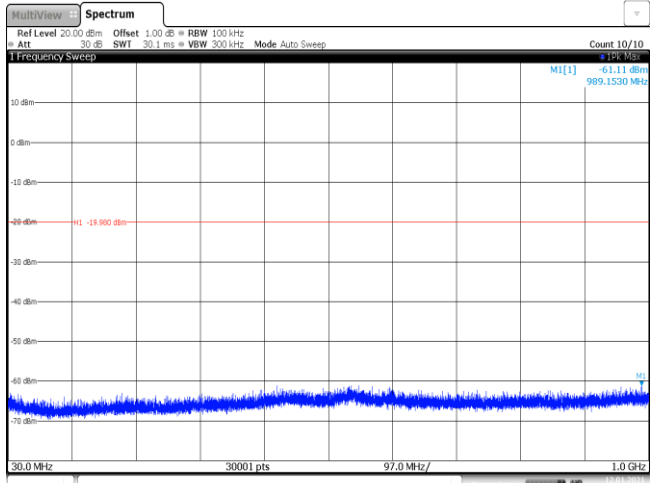
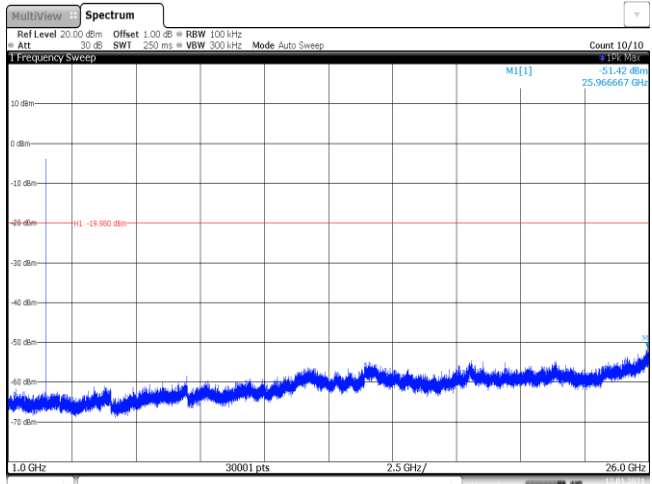
Test Item:	Spurious Emission	Modulation type:	$\pi/4$ DQPSK
<p>CH00 Reference level</p>	 <p>Ref Level 30.00 dBm Offset 1.00 dB RBW 100 kHz Att 30 dB SW1 1.04 ms VBW 300 kHz Mode Auto Sweep Count 100/100 MI[1] 2.12 dBm 2.4021200 GHz CF 2.402 GHz 1001 pts 3.0 MHz/ Span 30.0 MHz Date: 12 JAN 2021 15:02:44</p>		
<p>CH00 30MHz~1000MHz</p>	 <p>Ref Level 20.00 dBm Offset 1.00 dB RBW 100 kHz Att 30 dB SW1 30.1 ms VBW 300 kHz Mode Auto Sweep Count 10/10 MI[1] -60.46 dBm 994.2610 MHz MI -17.880 dBm 30.0 MHz 30001 pts 97.0 MHz/ 1.0 GHz Date: 12 JAN 2021 15:02:50</p>		
<p>CH00 1GHz~26GHz</p>	 <p>Ref Level 20.00 dBm Offset 1.00 dB RBW 100 kHz Att 30 dB SW1 250 ms VBW 300 kHz Mode Auto Sweep Count 10/10 MI[1] -51.96 dBm 25.960000 GHz MI -17.880 dBm 1.0 GHz 30001 pts 2.5 GHz/ 26.0 GHz Date: 12 JAN 2021 15:02:46</p>		

<p>CH39 Reference level</p>	<p>Ref Level 30.00 dBm Offset 1.00 dB RBW 100 kHz Att 30 dB SWT 1.04 ms VBW 300 kHz Mode Auto Sweep</p> <p>MI[1] 3.31 dBm 2.4407900 GHz</p> <p>CF 2.441 GHz 1001 pts 3.0 MHz/ Span 30.0 MHz</p> <p>Date: 12 JAN 2021 15:34:00</p>
<p>CH39 30MHz~1000MHz</p>	<p>Ref Level 20.00 dBm Offset 1.00 dB RBW 100 kHz Att 30 dB SWT 30.1 ms VBW 300 kHz Mode Auto Sweep</p> <p>MI[1] -60.11 dBm 553.7660 MHz</p> <p>H1 -16.600 dBm</p> <p>30.0 MHz 30001 pts 97.0 MHz/ 1.0 GHz</p> <p>Date: 12 JAN 2021 15:34:47</p>
<p>CH39 1GHz~26GHz</p>	<p>Ref Level 20.00 dBm Offset 1.00 dB RBW 100 kHz Att 30 dB SWT 250 ms VBW 300 kHz Mode Auto Sweep</p> <p>MI[1] -52.17 dBm 25.864167 GHz</p> <p>H1 -16.600 dBm</p> <p>1.0 GHz 30001 pts 2.5 GHz/ 26.0 GHz</p> <p>Date: 12 JAN 2021 15:35:03</p>

<p>CH78 Reference level</p>	 <p>MultiView Spectrum Ref Level 30.00 dBm Offset 1.00 dB RBW 100 kHz Att 30 dB SWF 1.04 ms VBW 300 kHz Mode Auto Sweep Count 100/100 1 Frequency Sweep MI[1] 0.15 dBm 2.4797900 GHz CF 2.48 GHz 1001 pts 3.0 MHz/ Span 30.0 MHz Date: 12 JAN 2021 15:30:12</p>
<p>CH78 30MHz~1000MHz</p>	 <p>MultiView Spectrum Ref Level 20.00 dBm Offset 1.00 dB RBW 100 kHz Att 30 dB SWF 30.1 ms VBW 300 kHz Mode Auto Sweep Count 10/10 1 Frequency Sweep MI[1] -60.44 dBm 553.6050 MHz -19.850 dBm 30.0 MHz 30001 pts 97.0 MHz/ 1.0 GHz Date: 12 JAN 2021 15:30:28</p>
<p>CH78 1GHz~26GHz</p>	 <p>MultiView Spectrum Ref Level 20.00 dBm Offset 1.00 dB RBW 100 kHz Att 30 dB SWF 250 ms VBW 300 kHz Mode Auto Sweep Count 10/10 1 Frequency Sweep MI[1] -51.83 dBm 25.974167 GHz -19.850 dBm 1.0 GHz 30001 pts 2.5 GHz/ 26.0 GHz Date: 12 JAN 2021 15:30:45</p>

Test Item:	Spurious Emission	Modulation type:	8DPSK
<p>CH00 Reference level</p>	 <p>Ref Level 30.00 dBm Offset 1.00 dB RBW 100 kHz Att 30 dB SW1 1.04 ms VBW 300 kHz Mode Auto Sweep Count 100/100 MI[1] 2.26 dBm 2.4021200 GHz CF 2.402 GHz 1001 pts 3.0 MHz/ Span 30.0 MHz Date: 12 JAN 2021 15:46:45</p>		
<p>CH00 30MHz~1000MHz</p>	 <p>Ref Level 20.00 dBm Offset 1.00 dB RBW 100 kHz Att 30 dB SW1 30.1 ms VBW 300 kHz Mode Auto Sweep Count 10/10 MI[1] -60.29 dBm 985.5960 MHz MI -17.740 dBm 30.0 MHz 30001 pts 97.0 MHz/ 1.0 GHz Date: 12 JAN 2021 15:46:51</p>		
<p>CH00 1GHz~26GHz</p>	 <p>Ref Level 20.00 dBm Offset 1.00 dB RBW 100 kHz Att 30 dB SW1 250 ms VBW 300 kHz Mode Auto Sweep Count 10/10 MI[1] -52.41 dBm 25.995000 GHz MI -17.740 dBm 1.0 GHz 30001 pts 2.5 GHz/ 26.0 GHz Date: 12 JAN 2021 15:46:48</p>		

<p>CH39 Reference level</p>	<p>Date: 12_JAN 2021 15:40:44</p>
<p>CH39 30MHz~1000MHz</p>	<p>Date: 12_JAN 2021 15:41:00</p>
<p>CH39 1GHz~26GHz</p>	<p>Date: 12_JAN 2021 15:41:17</p>

<p>CH78 Reference level</p>	 <p>Ref Level 30.00 dBm Offset 1.00 dB RBW 100 kHz Att 30 dB SWT 1.04 ms VBW 300 kHz Mode Auto Sweep Count 100/100 MI[1] 0.02 dBm 2.4799700 GHz CF 2.48 GHz 1001 pts 3.0 MHz/ Span 30.0 MHz Date: 12 JAN 2021 15:43:04</p>
<p>CH78 30MHz~1000MHz</p>	 <p>Ref Level 20.00 dBm Offset 1.00 dB RBW 100 kHz Att 30 dB SWT 30.1 ms VBW 300 kHz Mode Auto Sweep Count 10/10 MI[1] -61.11 dBm 989.1530 MHz H1 -19.900 dBm 30.0 MHz 30001 pts 97.0 MHz/ 1.0 GHz Date: 12 JAN 2021 15:43:20</p>
<p>CH78 1GHz~26GHz</p>	 <p>Ref Level 20.00 dBm Offset 1.00 dB RBW 100 kHz Att 30 dB SWT 250 ms VBW 300 kHz Mode Auto Sweep Count 10/10 MI[1] -51.42 dBm 25.966667 GHz H1 -19.900 dBm 1.0 GHz 30001 pts 2.5 GHz/ 26.0 GHz Date: 12 JAN 2021 15:43:27</p>

-----End of Report-----