

Case No. : <u>CTA24050902604</u>
Ambient Condition: <u>23</u> °C, <u>49</u> %RH
According Standard: ■Part15E
Test Date: <u>2024.4.16</u> Test Engineer: <u>Evan ouyang</u>

Appendix D.1: Emission Bandwidth

Test Result

TestMode	Antenna	Freq(MHz)	26db EBW [MHz]	FL[MHz]	FH[MHz]	Limit[MHz]	Verdict
11A	Ant1	5180	20.200	5169.920	5190.120	---	---
		5200	20.480	5190.000	5210.480	---	---
		5240	19.800	5230.120	5249.920	---	---
11N20SISO	Ant1	5180	20.160	5170.040	5190.200	---	---
		5200	20.880	5189.320	5210.200	---	---
		5240	20.280	5229.880	5250.160	---	---
11N40SISO	Ant1	5190	45.360	5169.200	5214.560	---	---
		5230	45.200	5209.120	5254.320	---	---
11AC20SISO	Ant1	5180	20.240	5169.880	5190.120	---	---
		5200	20.560	5189.920	5210.480	---	---
		5240	20.320	5229.880	5250.200	---	---
11AC40SISO	Ant1	5190	40.480	5169.680	5210.160	---	---
		5230	40.640	5209.840	5250.480	---	---
11AC80SISO	Ant1	5210	92.320	5169.680	5262.000	---	---

Test Graphs

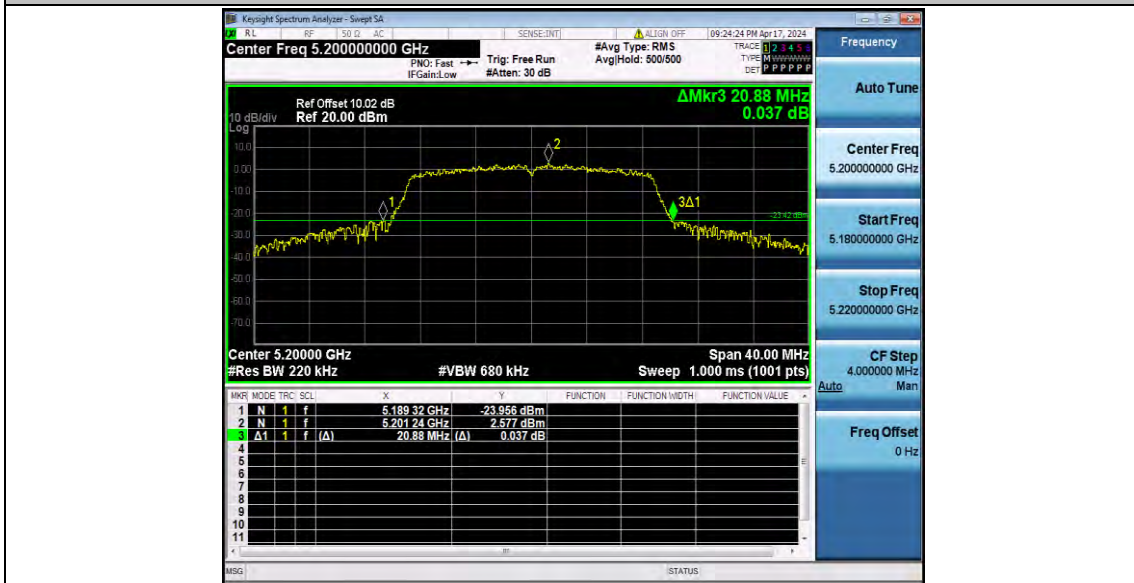

11A_Ant1_5200
11A_Ant1_5240



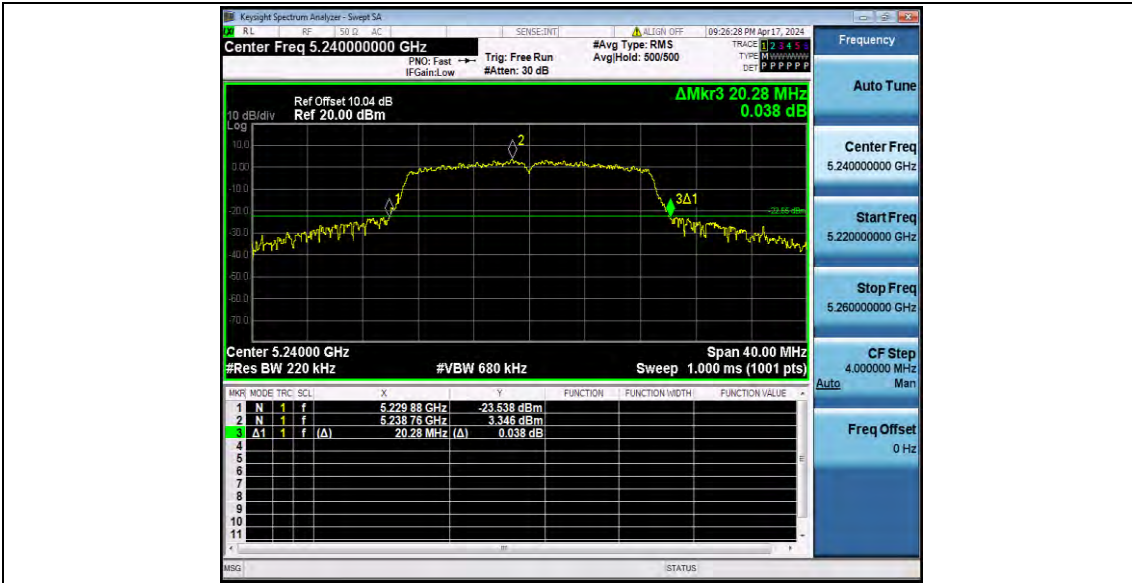
11N20SISO_Ant1_5180



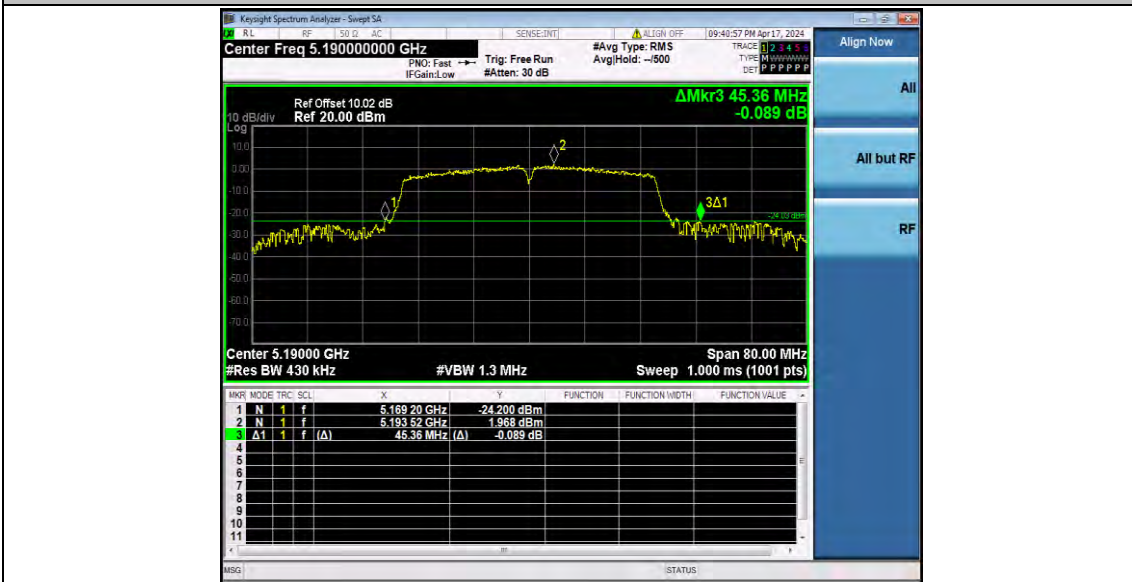
11N20SISO_Ant1_5200



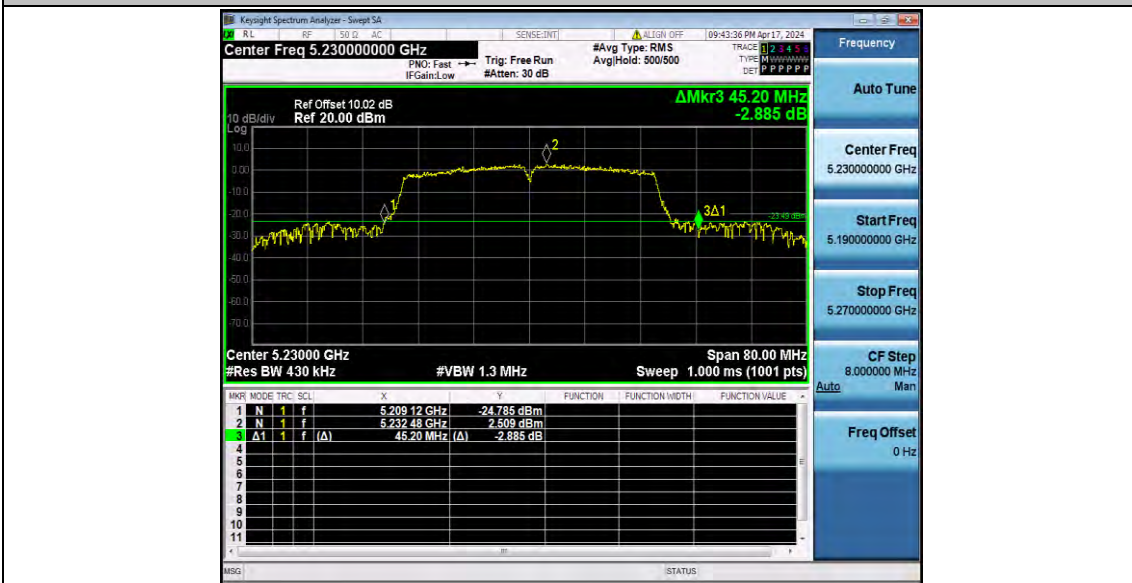
11N20SISO_Ant1_5240



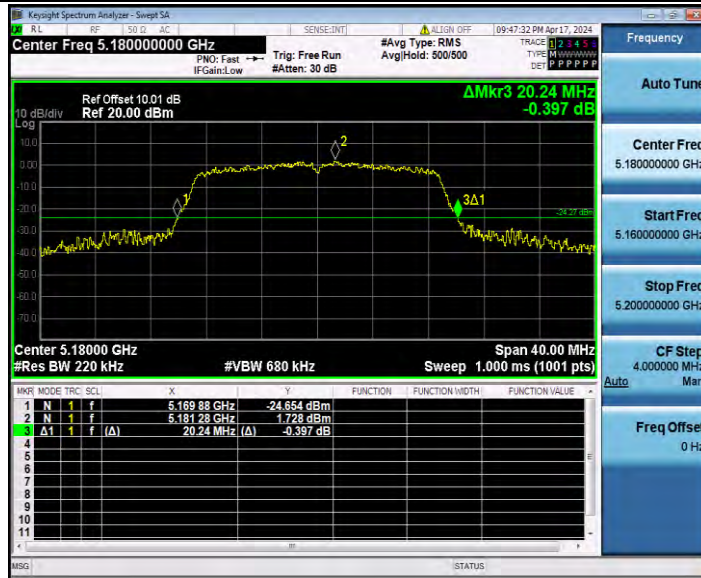
11N40SISO_Ant1_5190



11N40SISO_Ant1_5230



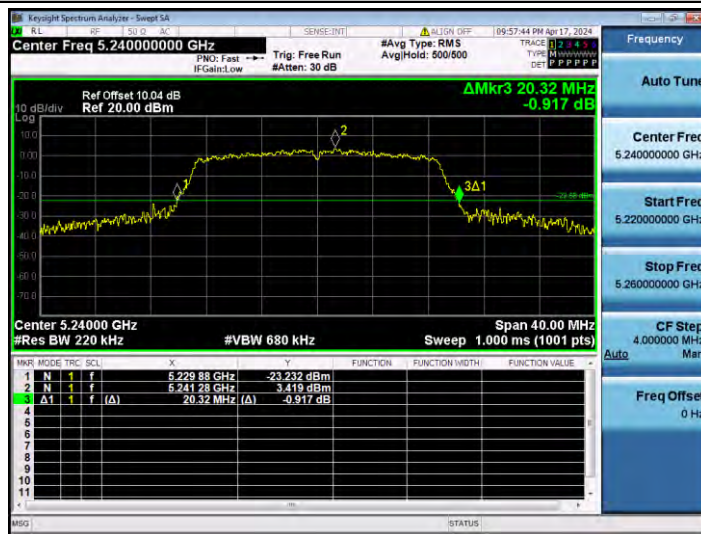
11AC20SISO_Ant1_5180



11AC20SISO_Ant1_5200



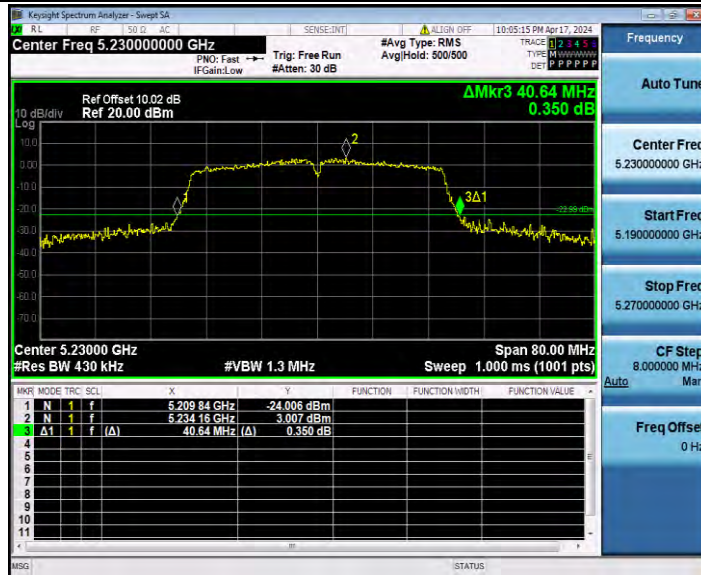
11AC20SISO_Ant1_5240



11AC40SISO_Ant1_5190



11AC40SISO_Ant1_5230



11AC80SISO_Ant1_5210

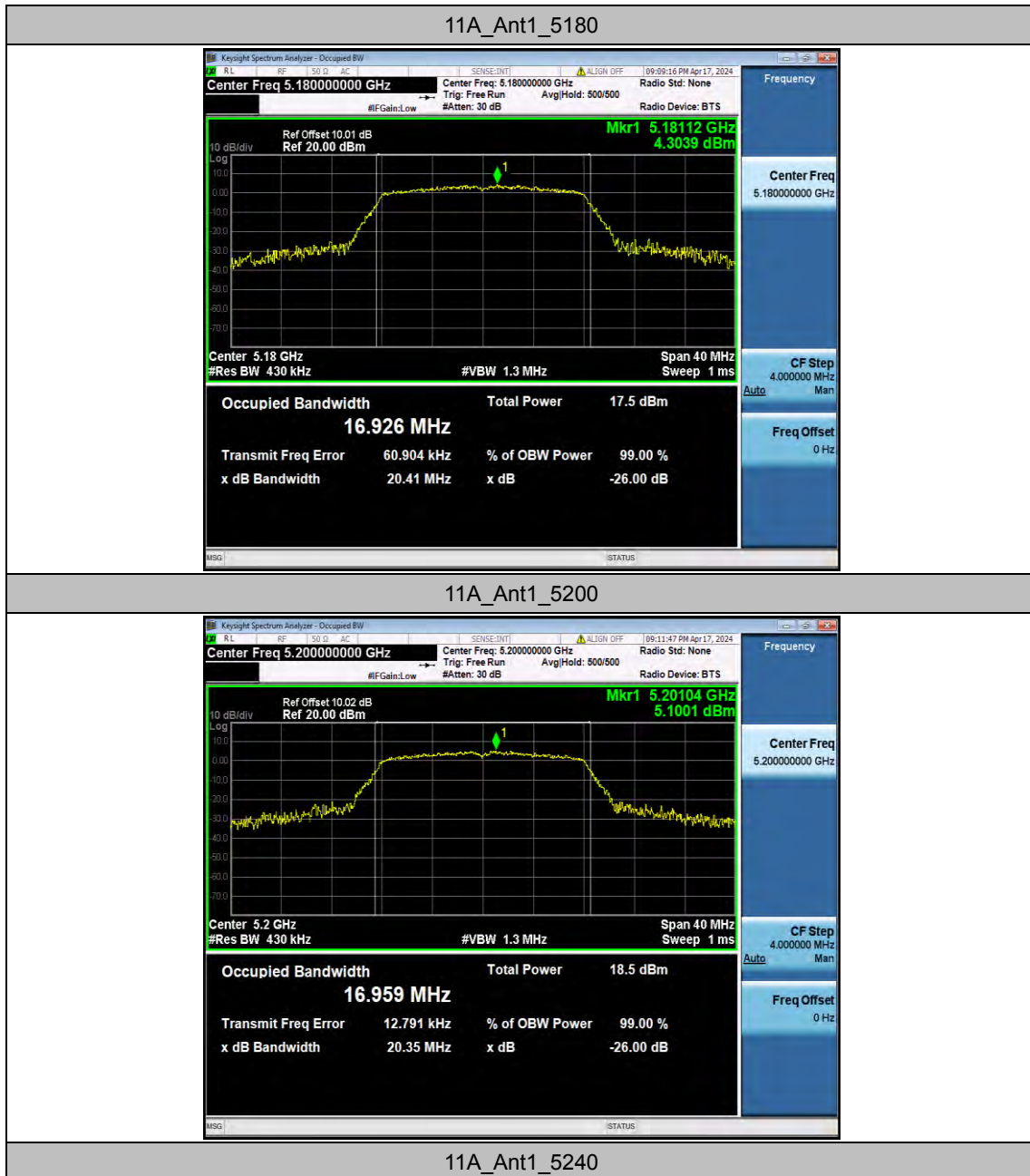


Appendix D.2: Occupied channel bandwidth

Test Result

TestMode	Antenna	Freq(MHz)	OCB [MHz]	FL[MHz]	FH[MHz]	Limit[MHz]	Verdict
11A	Ant1	5180	16.926	5171.5979	5188.5239	---	---
		5200	16.959	5191.5333	5208.4923	---	---
		5240	16.896	5231.5980	5248.4940	---	---
11N20SISO	Ant1	5180	18.026	5171.0274	5189.0534	---	---
		5200	18.029	5191.0067	5209.0357	---	---
		5240	18.027	5231.0022	5249.0292	---	---
11N40SISO	Ant1	5190	36.605	5171.8218	5208.4268	---	---
		5230	36.665	5211.8196	5248.4846	---	---
11AC20SISO	Ant1	5180	17.862	5171.1095	5188.9715	---	---
		5200	17.901	5191.0850	5208.9860	---	---
		5240	17.907	5231.0896	5248.9966	---	---
11AC40SISO	Ant1	5190	36.349	5171.9636	5208.3126	---	---
		5230	36.361	5211.9138	5248.2748	---	---
11AC80SISO	Ant1	5210	75.391	5172.5822	5247.9732	---	---

Test Graphs





11N20SISO_Ant1_5180



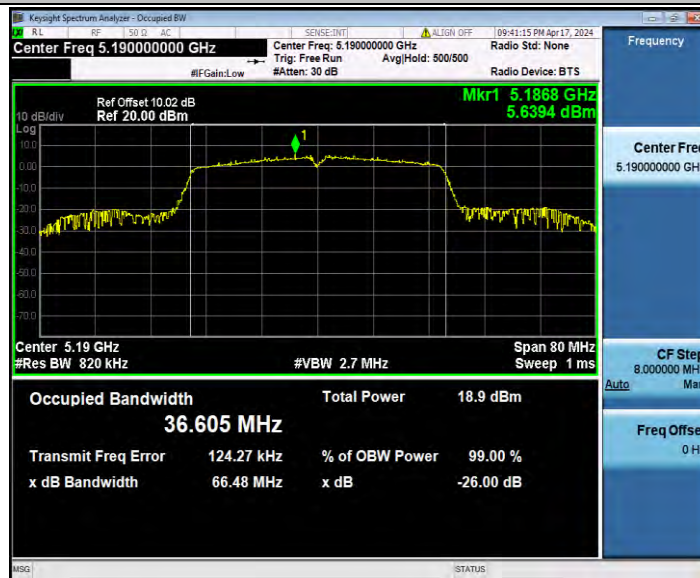
11N20SISO_Ant1_5200



11N20SISO_Ant1_5240



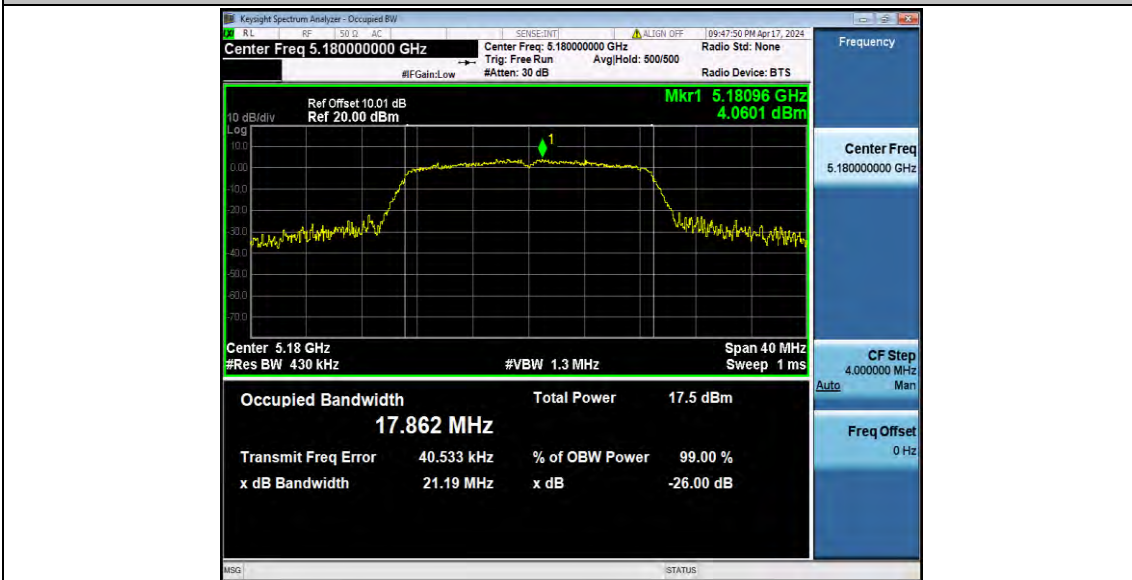
11N40SISO_Ant1_5190



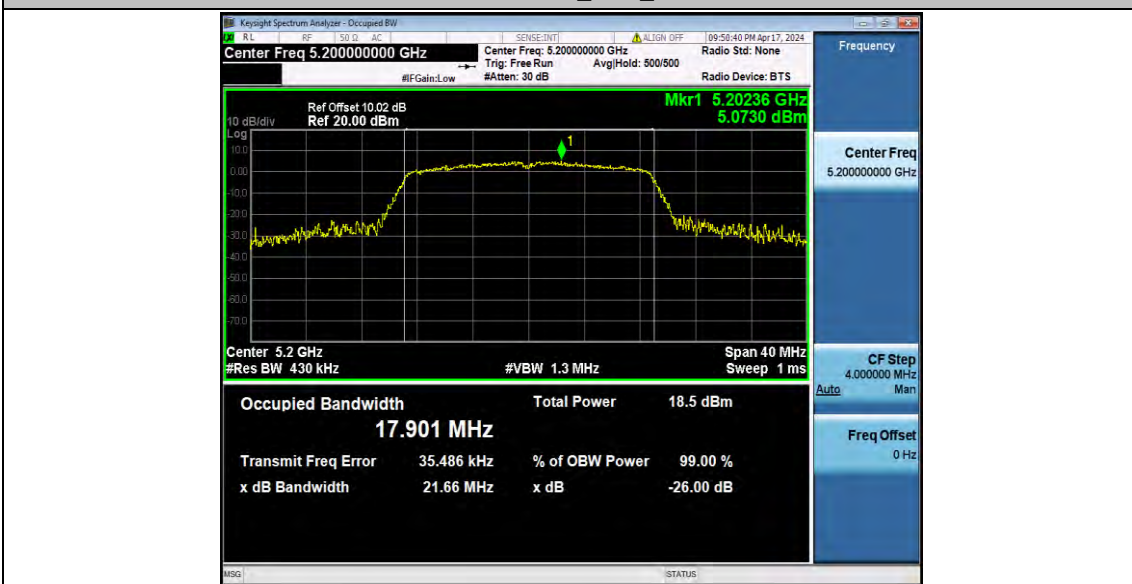
11N40SISO_Ant1_5230



11AC20SISO_Ant1_5180



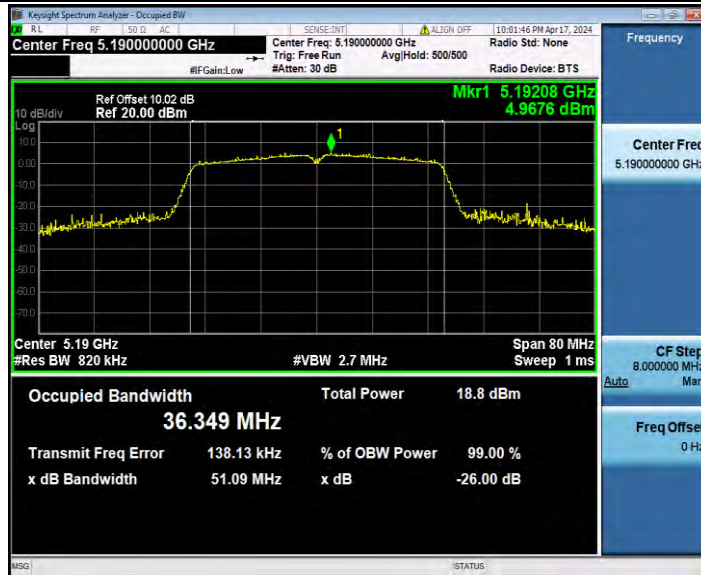
11AC20SISO_Ant1_5200



11AC20SISO_Ant1_5240



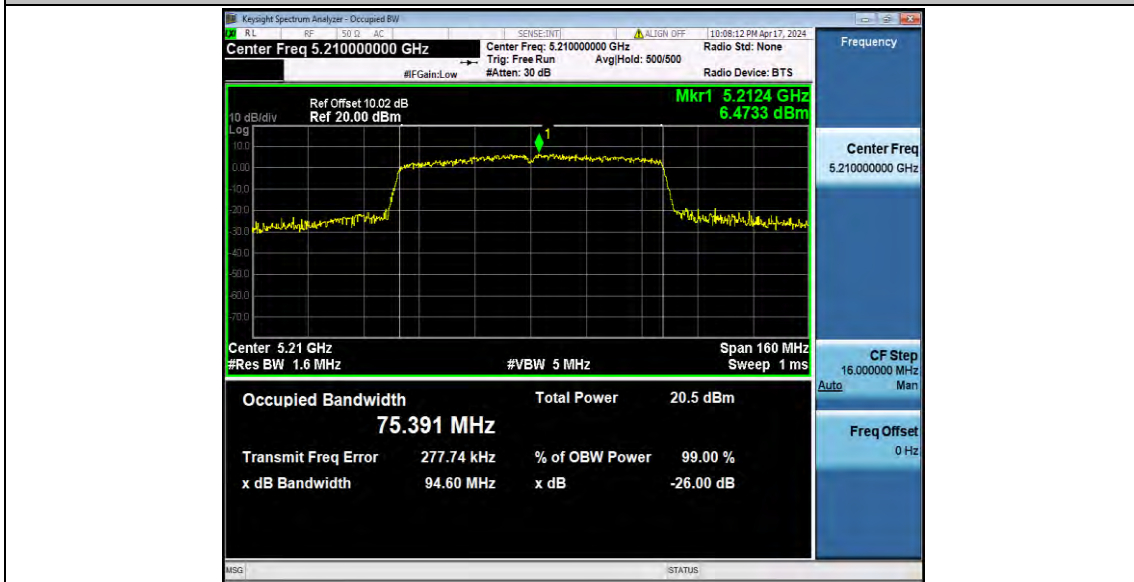
11AC40SISO_Ant1_5190



11AC40SISO_Ant1_5230



11AC80SISO_Ant1_5210

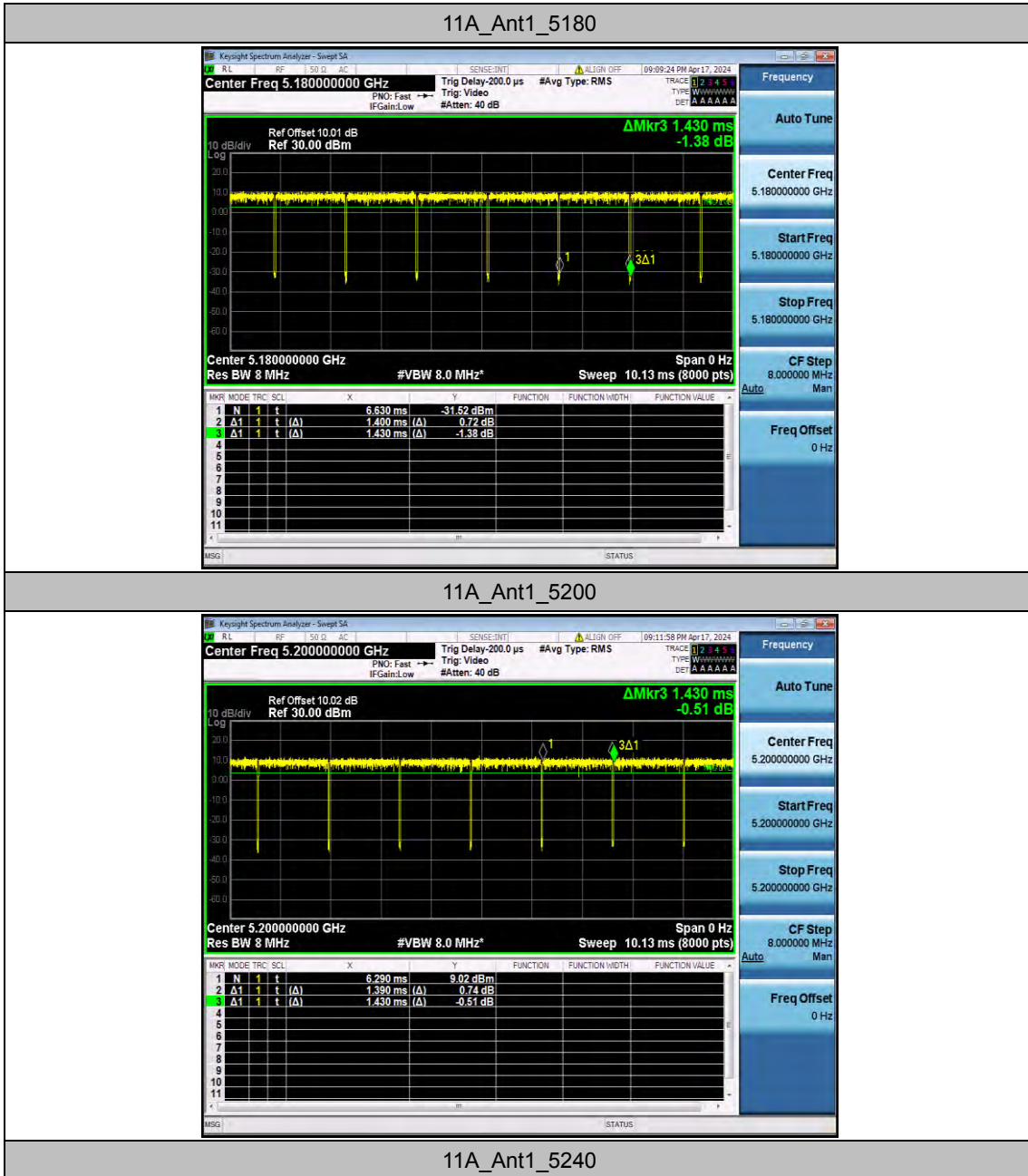


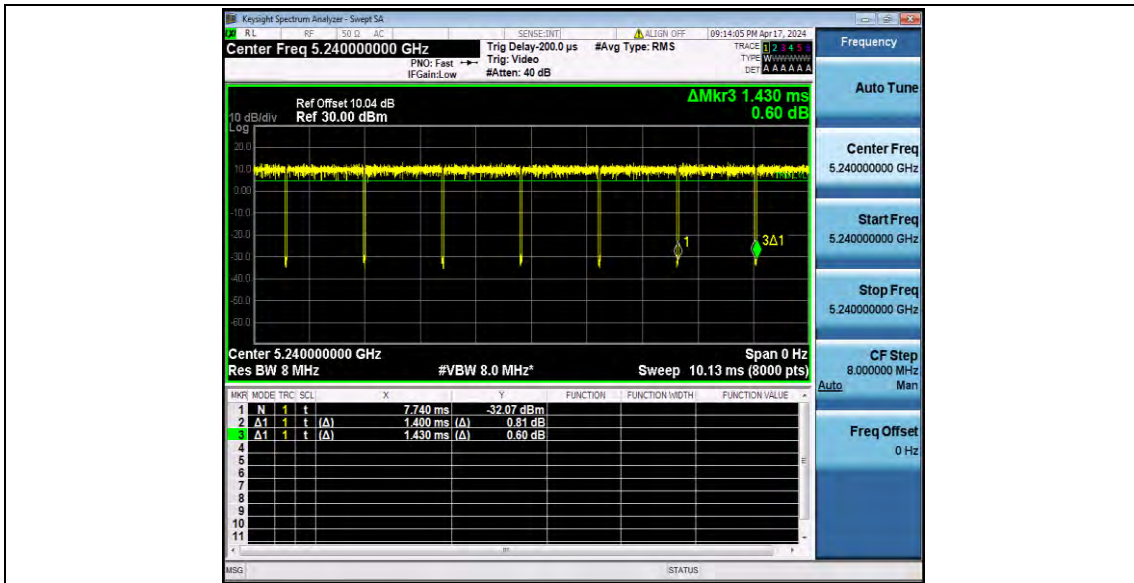
Appendix D.3: Duty Cycle

Test Result

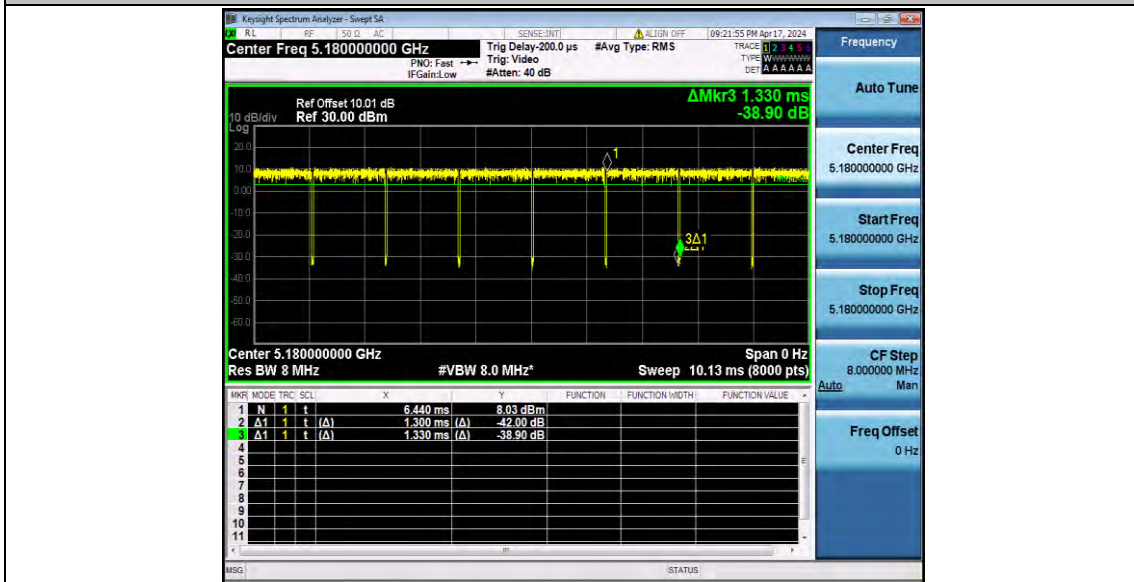
TestMode	Antenna	Freq(MHz)	Transmission Duration [ms]	Transmission Period [ms]	Duty Cycle [%]	Duty Cycle Factor[dB]	1/T Factor[KHz]
11A	Ant1	5180	1.40	1.43	97.90	0.09	0.71
		5200	1.39	1.43	97.20	0.12	0.72
		5240	1.40	1.43	97.90	0.09	0.71
11N20SISO	Ant1	5180	1.30	1.33	97.74	0.10	0.77
		5200	1.30	1.33	97.74	0.10	0.77
		5240	1.30	1.33	97.74	0.10	0.77
11N40SISO	Ant1	5190	0.65	0.68	95.59	0.20	1.54
		5230	0.65	0.68	95.59	0.20	1.54
11AC20SISO	Ant1	5180	1.31	1.35	97.04	0.13	0.76
		5200	1.31	1.35	97.04	0.13	0.76
		5240	1.31	1.34	97.76	0.10	0.76
11AC40SISO	Ant1	5190	0.65	0.69	94.20	0.26	1.54
		5230	0.65	0.69	94.20	0.26	1.54
11AC80SISO	Ant1	5210	0.32	0.35	91.43	0.39	3.13

Test Graphs

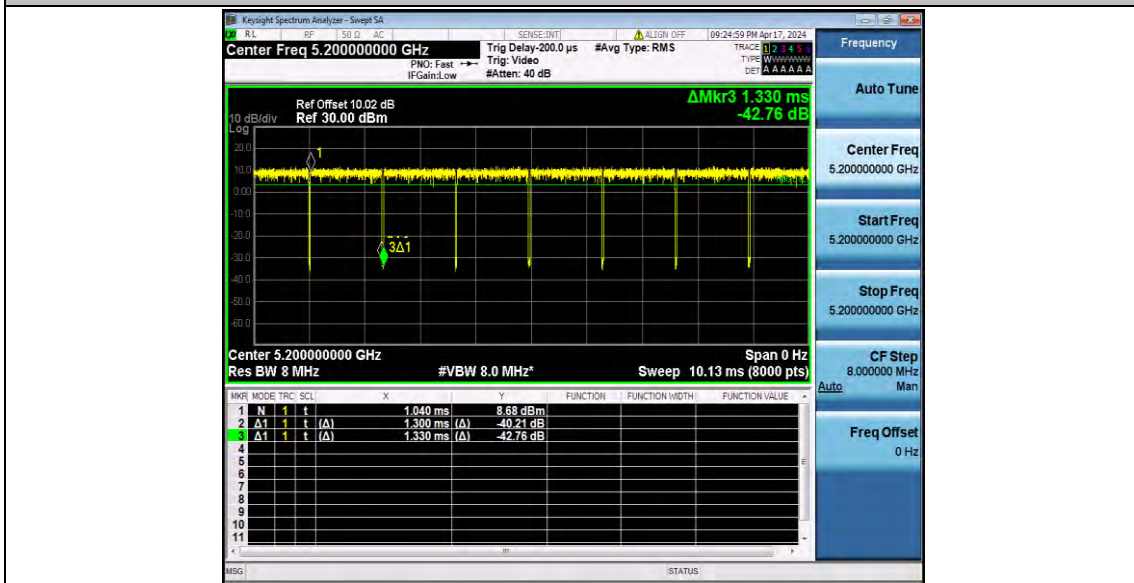




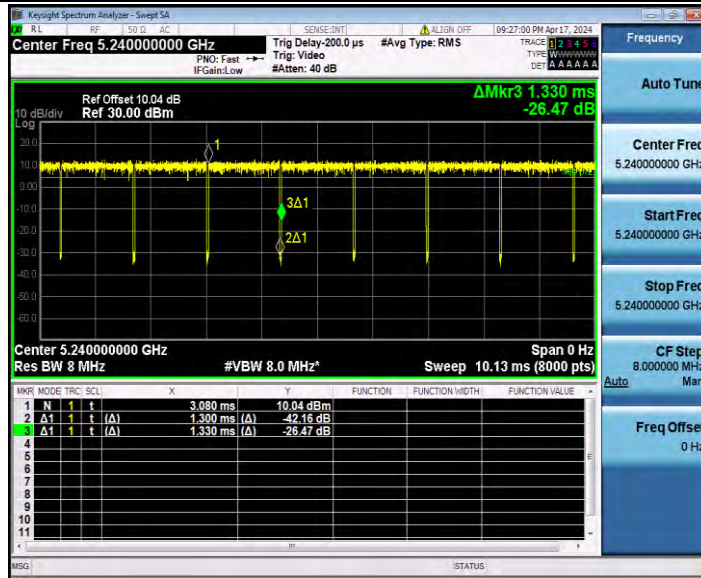
11N20SISO_Ant1_5180



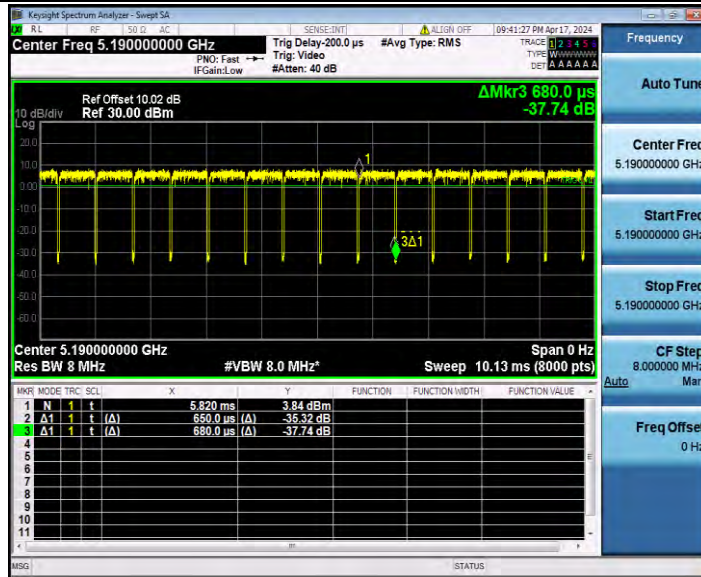
11N20SISO_Ant1_5200



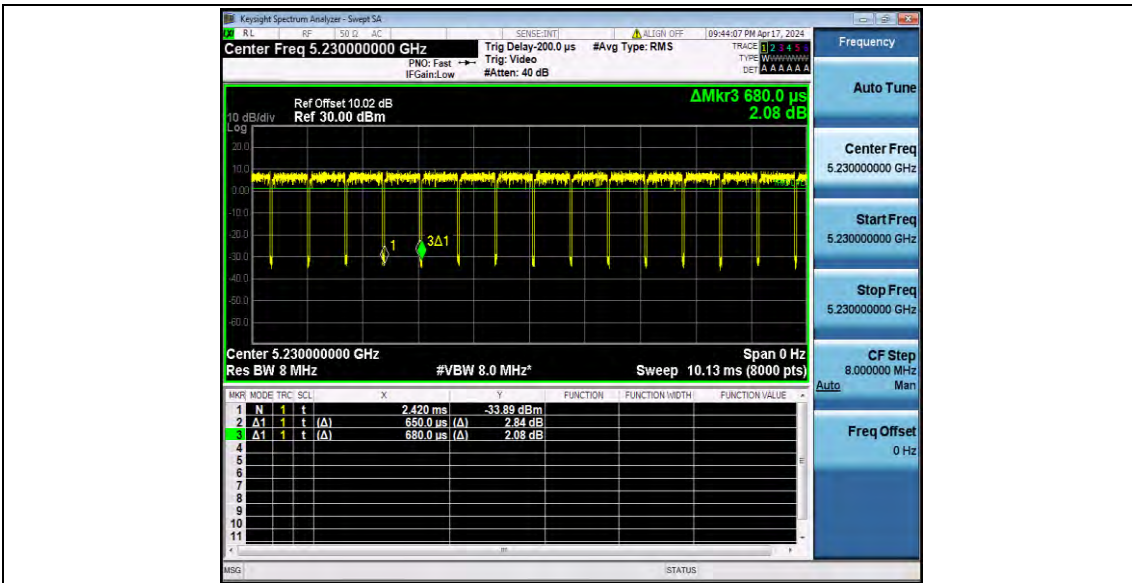
11N20SISO_Ant1_5240



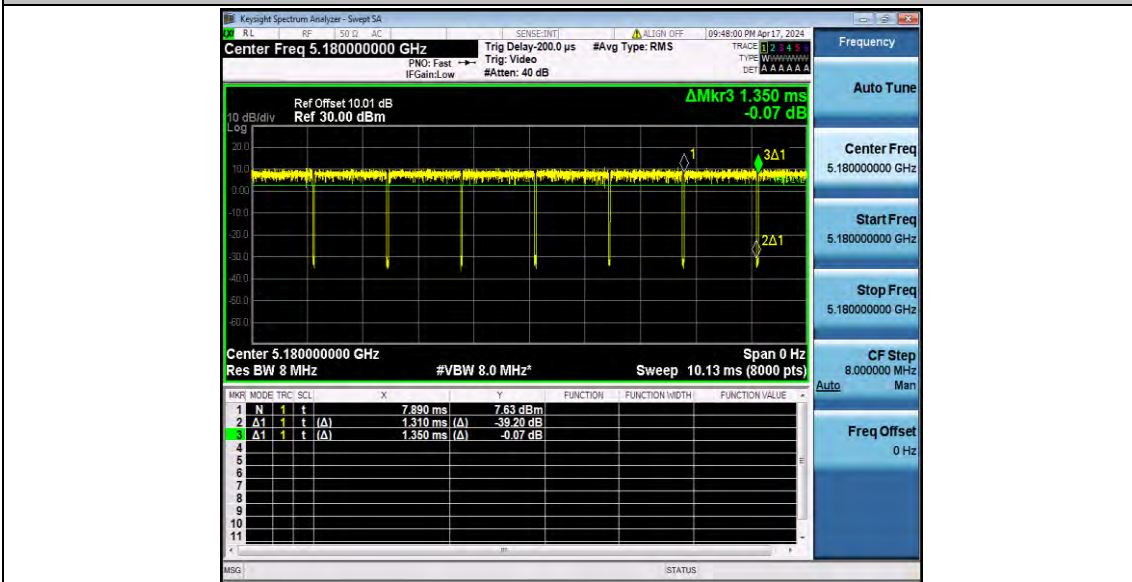
11N40SISO_Ant1_5190



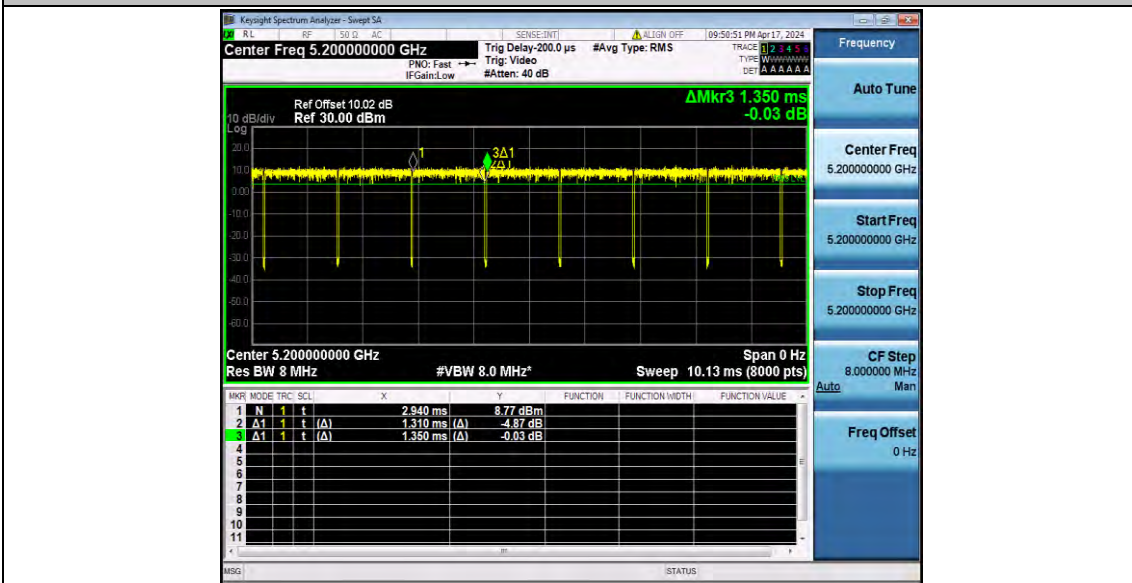
11N40SISO_Ant1_5230



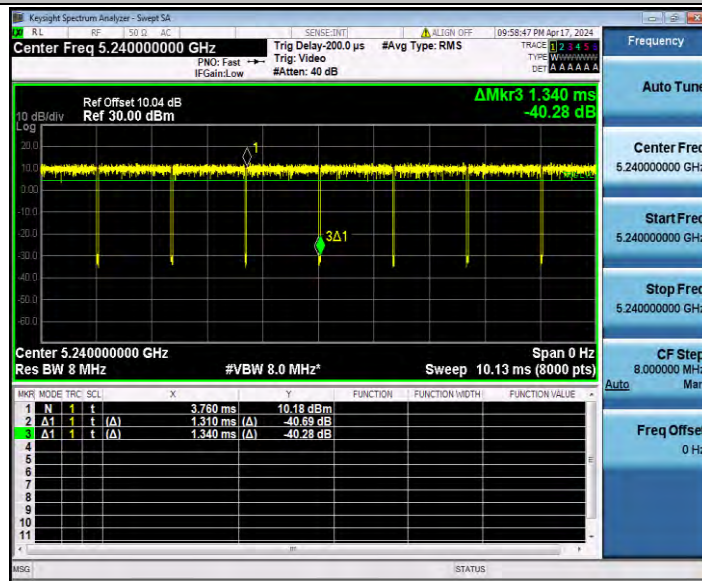
11AC20SISO_Ant1_5180



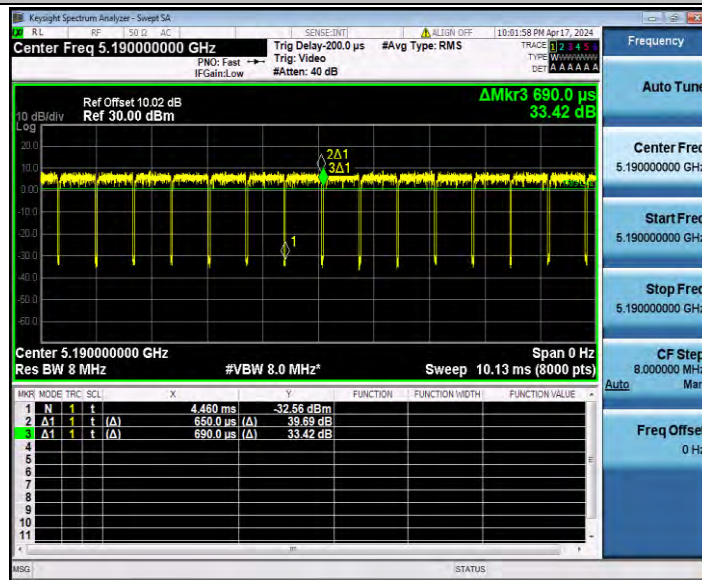
11AC20SISO_Ant1_5200



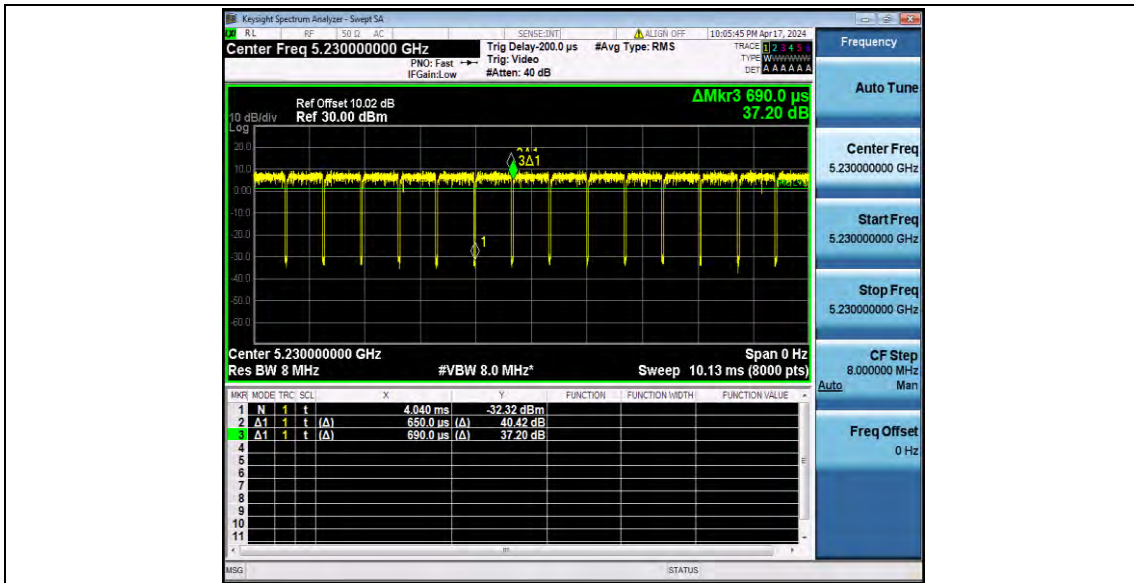
11AC20SISO_Ant1_5240



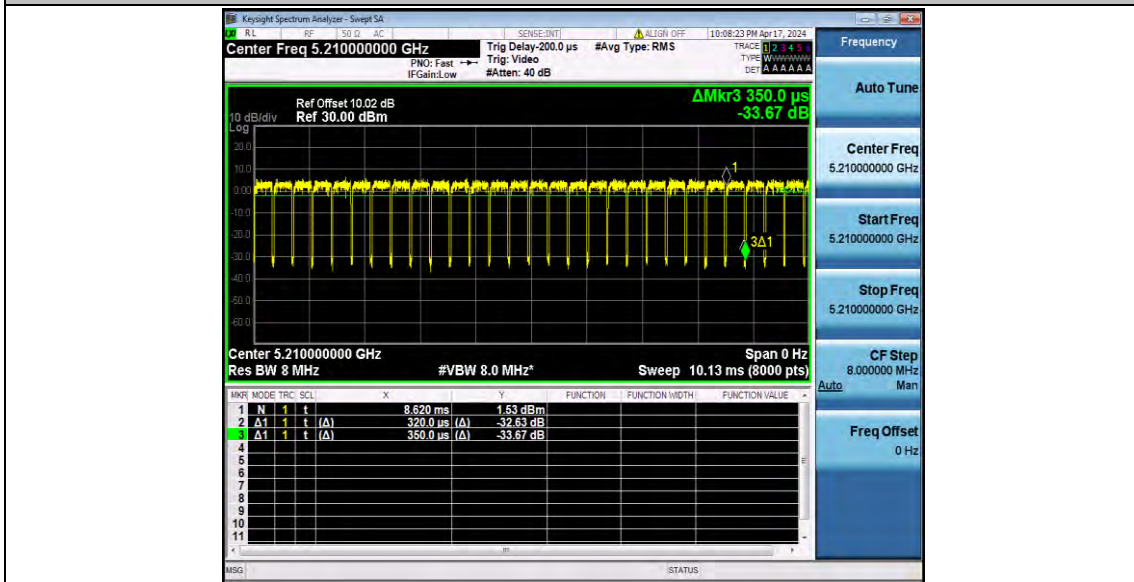
11AC40SISO_Ant1_5190



11AC40SISO_Ant1_5230



11AC80SISO_Ant1_5210



Appendix D.4: Maximum conducted output power

Test Result Channel Power

Test Mode	Antenna	Freq(MHz)	Channel Power [dBm]	Duty Cycle [%]	DC Factor [dBm]	Result [dBm]	Limit [dBm]	Verdict
11A	Ant1	5180	10.66	97.90	0.09	10.75	≤23.98	PASS
		5200	11.58	97.20	0.12	11.70	≤23.98	PASS
		5240	12.39	97.90	0.09	12.48	≤23.98	PASS
11N20SISO	Ant1	5180	11.14	97.74	0.10	11.24	≤23.98	PASS
		5200	11.65	97.74	0.10	11.75	≤23.98	PASS
		5240	12.43	97.74	0.10	12.53	≤23.98	PASS
11N40SISO	Ant1	5190	11.33	95.59	0.20	11.53	≤23.98	PASS
		5230	12.09	95.59	0.20	12.29	≤23.98	PASS
11AC20SISO	Ant1	5180	10.64	97.04	0.13	10.77	≤23.98	PASS
		5200	11.76	97.04	0.13	11.89	≤23.98	PASS
		5240	12.32	97.76	0.10	12.42	≤23.98	PASS
11AC40SISO	Ant1	5190	11.31	94.20	0.26	11.57	≤23.98	PASS
		5230	11.97	94.20	0.26	12.23	≤23.98	PASS
11AC80SISO	Ant1	5210	11.11	91.43	0.39	11.50	≤23.98	PASS

Note:

1. The Duty Cycle Factor is compensated in the data.
2. The Duty Cycle Factor and RBW Factor is compensated in the data.

Appendix D.5: Maximum power spectral density

Test Result

TestMode	Antenna	Freq(MHz)	Result [dBm/MHz]	Limit[dBm/MHz]	Verdict
11A	Ant1	5180	-0.02	≤11.00	PASS
		5200	1.02	≤11.00	PASS
		5240	1.92	≤11.00	PASS
11N20SISO	Ant1	5180	0.33	≤11.00	PASS
		5200	0.81	≤11.00	PASS
		5240	1.71	≤11.00	PASS
11N40SISO	Ant1	5190	-1.96	≤11.00	PASS
		5230	-1.20	≤11.00	PASS
11AC20SISO	Ant1	5180	-0.11	≤11.00	PASS
		5200	1.03	≤11.00	PASS
		5240	1.82	≤11.00	PASS
11AC40SISO	Ant1	5190	-1.83	≤11.00	PASS
		5230	-1.22	≤11.00	PASS
11AC80SISO	Ant1	5210	-4.91	≤11.00	PASS

Note: 1.The Result and Limit Unit is dBm/500 kHz in the band 5.725–5.85 GHz.

2.The Duty Cycle Factor and RBW Factor is compensated in the graph.

Test Graphs

11A_Ant1_5180



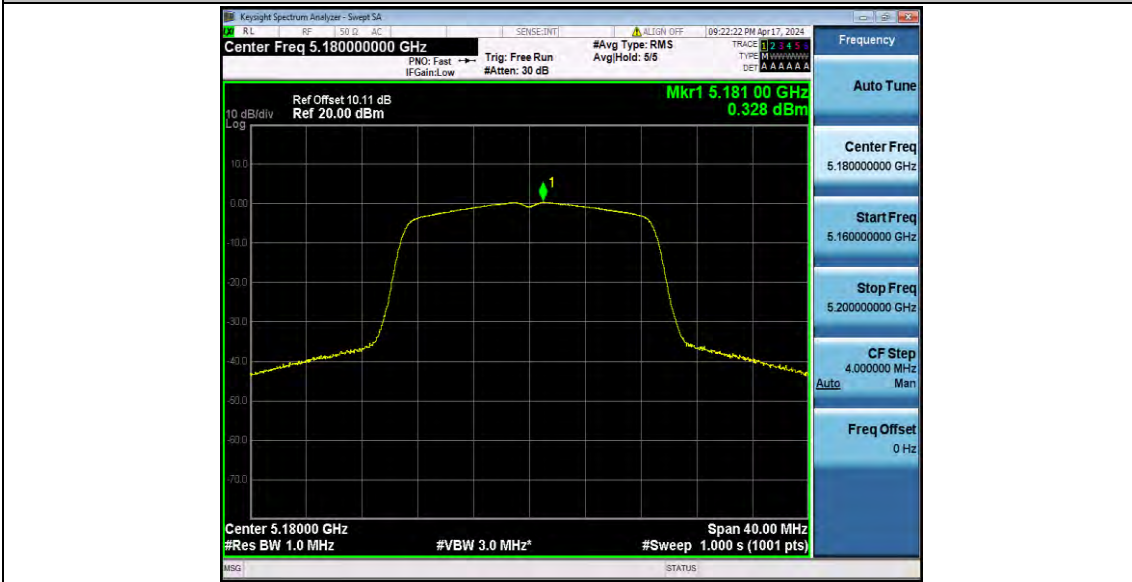
11A_Ant1_5200



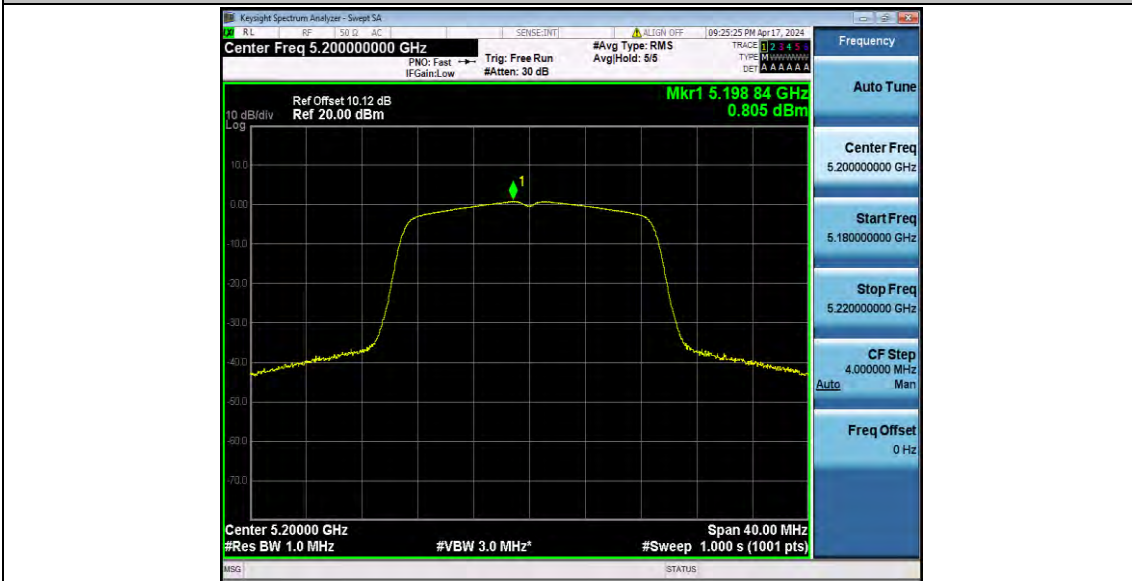
11A_Ant1_5240



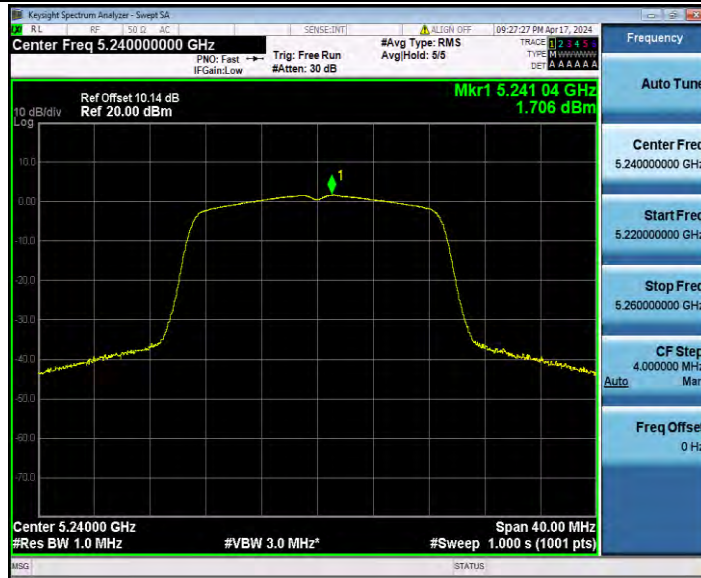
11N20SISO_Ant1_5180



11N20SISO_Ant1_5200



11N20SISO_Ant1_5240



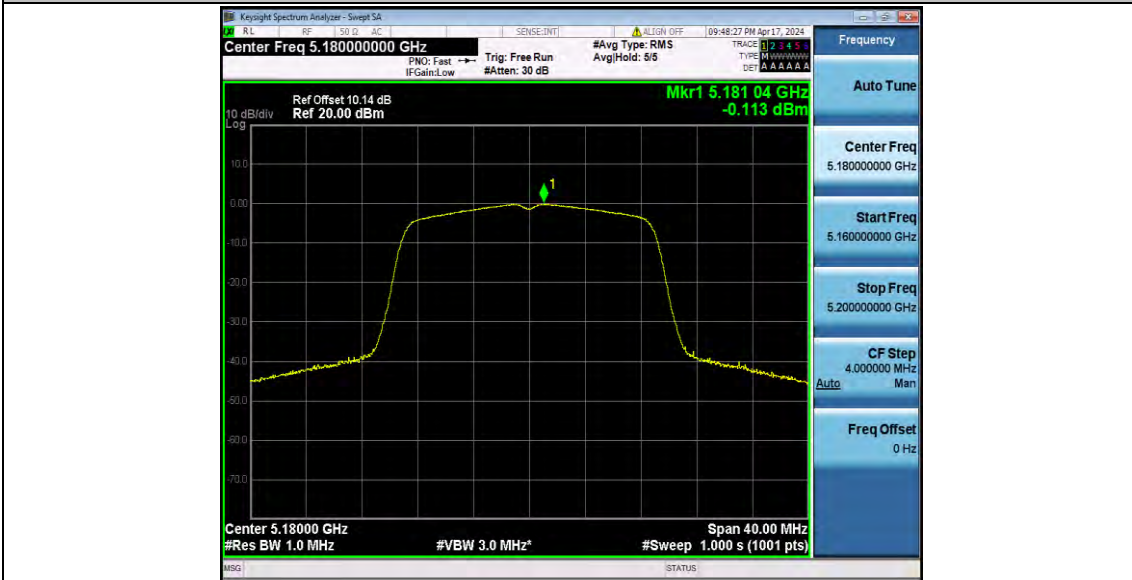
11N40SISO_Ant1_5190



11N40SISO_Ant1_5230



11AC20SISO_Ant1_5180



11AC20SISO_Ant1_5200



11AC20SISO_Ant1_5240



11AC40SISO_Ant1_5190



11AC40SISO_Ant1_5230



11AC80SISO_Ant1_5210

